

Iyons, Kathleen A

Facility: Queen of the Valley Hospital **Location:** Q 1 Intensive Care Unit
 61 F 07/13/1961 **Med Rec Num:** MR01483046

Room-Bed: QI007-A
Visit: QH0054940416

Interventions - Continued

Blood Pressure (90/60-120/80 mmHg)	76/46 L
End-Tidal CO2 (mmHg)	27
Respiratory Rate (12-20 breaths/min)	16
Exhaled Tidal Volume (ml)	386
Minute Ventilation (L/min)	6.2
PIP (cmH2O)	21
MAP (cmH2O)	9
Vent Sensitivity	3.0
I-Time (seconds)	0.90
Query Text::Range: 0.002-0.50	
I:E Ratio	1:3.2
Alarm Settings	Yes
Alarms Verified	Yes
Alarm Set to Maximum	Yes
Apnea Settings Verified	Yes
Tolerance & Complications	Tolerating Well
Patient Tolerance of Vent	HOB > 30 Degrees
Action Taken	
Document 11/24/22 23:38 SMF (Rec: 11/24/22 23:40 SMF Desktop)	
Intubation	
Intubation	
Endotracheal Tube Insertion Site	Tracheostomy Tube
ETT/TRACH Tube Size (mm)	8.0
Trach Tube Type	Plastic (Shiley), Cuffed
Section 1	
Equipment ID	
Equipment ID Number	840
Vent Checks	
Ventilator Checks	Ambu Bag/Mask at Bedside
Red Outlet (QVH Only)	Yes
Ventilator Settings	
Vent Settings	
Ventilator Support Mode	VC+
Resp. Rate Setting (10-24 breaths/min)	16
Tidal Volume Setting (100-1000 ml)	400
FTO2 (%)	28
PEEP (3-10 cm H2O)	5

Lyons, Kathleen A

Facility: Queen of the Valley Hospital **Location:** Q 1 Intensive Care Unit
 61 F 07/13/1961 **Med Rec Num:** MR01483046

Room-Bed: QI007-A
Visit: QH0054940416

Interventions - Continued

Assessments

Measured Patient Data

Pulse Oximetry (92-100 %) 95
 Pulse Rate (60-100 beats/min) 66
 Blood Pressure (90/60-120/80 mmHg) 79/49 L
 End-Tidal CO2 (mmHg) 24
 Respiratory Rate (12-20 breaths/min) 16
 Exhaled Tidal Volume (ml) 389
 Minute Ventilation (L/min) 6.2
 PIP (cmH2O) 22
 MAP (cmH2O) 9
 Vent Sensitivity 3.0
 I-Time (seconds) 0.90
 Query Text::Range: 0.002-0.50
 I:E Ratio 1:3.2

Alarm Settings

Alarms Verified Yes
 Alarm Set to Maximum Yes
 Apnea Settings Verified Yes
 Tolerance & Complications Yes
 Patient Tolerance of Vent Yes

Action Taken

Document 11/25/22 03:15 SMF (Rec: 11/25/22 04:04 SMF Desktop) Tolerating Well
 Oral Care Done, HOB > 30 Degrees

Intubation

Intubation

Endotracheal Tube Insertion Site Tracheostomy Tube
 ETT/TRACH Tube Size (mm) 8.0
 Trach Tube Type Plastic (Shiley), Cuffed

Section 1

Equipment ID

Equipment ID Number 840

Vent Checks

Ventilator Checks HME Changed, Ambu Bag/Mask at Bedside

Red Outlet (QVH Only)

Ventilator Settings

Vent Settings

Ventilator Support Mode VC+

Lyons, Kathleen A

Facility: Queen of the Valley Hospital **Location:** Q 1 Intensive Care Unit
 61 F 07/13/1961 **Med Rec Num:** MR01483046

Room-Bed: QI007-A
Visit: QH0054940416

Interventions - Continued

Resp. Rate Setting (10-24 breaths/min)	16
Tidal Volume Setting (100-1000 ml)	400
FTO2 (%)	28
PEEP (3-10 cm H2O)	5

Assessments

Measured Patient Data

Pulse Oximetry (92-100 %)	94
Pulse Rate (60-100 beats/min)	64
Blood Pressure (90/60-120/80 mmHg)	83/55 L
End-Tidal CO2 (mmHg)	23
Respiratory Rate (12-20 breaths/min)	16
Exhaled Tidal Volume (ml)	385
Minute Ventilation (L/min)	6.1
PIP (cmH2O)	22
MAP (cmH2O)	9
Vent Sensitivity	3.0
I-Time (seconds)	0.90
Query Text::Range: 0.002-0.50	
I:E Ratio	1:3.2

Alarm Settings

Alarms Verified	Yes
Alarm Set to Maximum	Yes
Apnea Settings Verified	Yes

Auscultation

Throughout	Diminished
Breath Sounds	

Sputum

Sputum Amount	Small
Sputum Color	Cream

Tolerance & Complications

Patient Tolerance of Vent	Tolerating Well
Action Taken	Airway Suctioned, HOB > 30 Degrees

Document 11/25/22 06:58 QL (Rec: 11/25/22 07:05 QL Desktop)
 Intubation

Intubation	Tracheostomy Tube
Endotracheal Tube Insertion Site	
ET/TRACH Tube Size (mm)	8.0

Iyons, Kathleen A

Facility: Queen of the Valley Hospital **Location:** Q 1 Intensive Care Unit
 61 F 07/13/1961 **Med Rec Num:** MR01483046

Room-Bed: QI007-A
Visit: QH0054940416

Interventions - Continued

Trach Tube Type

Plastic (shiley), Cuffed

Section 1

Vent Checks

Ventilator Checks

Vent Usage Type

Red Outlet (QVH Only)

Ventilator Settings

Vent Settings

Ventilator Support Mode

Resp. Rate Setting (10-24 breaths/min)

Tidal Volume Setting (100-1000 ml)

FI02 (%)

PEEP (3-10 cm H2O)

Assessments

Measured Patient Data

Pulse Oximetry (92-100 %)

Pulse Rate (60-100 beats/min)

Blood Pressure (90/60-120/80 mmHg)

End-Tidal CO2 (mmHg)

Respiratory Rate (12-20 breaths/min)

Exhaled Tidal Volume (ml)

Minute Ventilation (L/min)

PIP (cmH2O)

MAP (cmH2O)

Plateau Pressure (cm H2O2)

Vent Sensitivity

I-Time (seconds)

Query Text: Range: 0.002-0.50

I:E Ratio

1:3.2

Alarm Settings

Alarms Verified

Alarm Set to Maximum

Apnea Settings Verified

Auscultation

Bilateral Bases

Breath Sounds

Sputum

Diminished

Lyons, Kathleen A

Facility: Queen of the Valley Hospital **Location:** Q 1 Intensive Care Unit **Room-Bed:** QI007-A
 61 F 07/13/1961 **Med Rec Num:** MR01483046 **Visit:** QH0054940416

Interventions - Continued

Sputum Amount	Small
Sputum Color	White
Tolerance & Complications	Tolerating Well
Patient Tolerance of Vent	Airway Suctioned, HOB > 30 Degrees
Action Taken	
Document	11/25/22 10:22 QL (Rec: 11/25/22 10:22 QL Desktop)
Intubation	
Intubation	
Endotracheal Tube Insertion Site	Oral Endotracheal
ETT/TRACH Tube Size (mm)	8.0
Trach Tube Type	Plastic (Shiley), Cuffed
Section 1	
Equipment ID	840
Equipment ID Number	
Vent Checks	Ambu Bag/Mask at Bedside
Ventilator Checks	Yes
Red Outlet (QVH Only)	
Ventilator Settings	
Vent Settings	
Ventilator Support Mode	VC+
Resp. Rate Setting (10-24 breaths/min)	16
Tidal Volume Setting (100-1000 ml)	400
FI02 (%)	35
PEEP (3-10 cm H2O)	5
Assessments	
Measured Patient Data	
Pulse Oximetry (92-100 %)	95
Pulse Rate (60-100 beats/min)	58 L
Blood Pressure (90/60-120/80 mmHg)	97/53 L
End-Tidal CO2 (mmHg)	22
Respiratory Rate (12-20 breaths/min)	16
Exhaled Tidal Volume (ml)	391
Minute Ventilation (L/min)	6.3
PIP (cmH2O)	23
MAP (cmH2O)	10
Vent Sensitivity	3.0
I-Time (seconds)	0.90

Lyons, Kathleen A

Facility: Queen of the Valley Hospital **Location:** Q 1 Intensive Care Unit
 61 F 07/13/1961 **Med Rec Num:** MR01483046

Room-Bed: QI007-A
Visit: QH0054940416

Interventions - Continued

Query Text:Range: 0.002-0.50

I:E Ratio 1:3.2

Alarm Settings Alarm Settings Verified Yes

Alarm Set to Maximum Yes

Apnea Settings Verified Yes

Sputum Sputum Amount Small

Sputum Color White

Tolerance & Complications Tolerating Well

Patient Tolerance of Vent Airway Suctioned, Oral Care Done, HOB >

Action Taken 30 Degrees

Document 11/25/22 15:10 QL (Rec: 11/25/22 18:12 QL Desktop)

Intubation Oral Endotracheal

Endotracheal Tube Insertion Site 8.0

ETT/TRACH Tube Size (mm) Plastic (Shiley), Cuffed

Trach Tube Type

Section 1

Equipment ID 840

Equipment ID Number

Vent Checks Ambu Bag/Mask at Bedside

Ventilator Checks Yes

Red Outlet (QVH Only)

Ventilator Settings

Vent Settings VC+

Ventilator Support Mode

Resp. Rate Setting (10-24 breaths/min) 16

Tidal Volume Setting (100-1000 ml) 400

FTO2 (%) 35

PEEP (3-10 cm H2O) 5

Assessments

Measured Patient Data

Pulse Oximetry (92-100 %) 95

Pulse Rate (60-100 beats/min) 61

End-Tidal CO2 (mmHg) 23

Iyons, Kathleen A

Facility: Queen of the Valley Hospital **Location:** Q 1 Intensive Care Unit
 61 F 07/13/1961 **Med Rec Num:** MR01483046

Room-Bed: QI007-A
Visit: QH0054940416

Interventions - Continued

Respiratory Rate (12-20 breaths/min)	16
Exhaled Tidal Volume (ml)	389
Minute Ventilation (L/min)	6.2
PIP (cmH2O)	22
Vent Sensitivity	3.0
I-Time (seconds)	0.90
Query Text:Range: 0.002-0.50	
I:E Ratio	1:3.2
Alarm Settings	
Alarms Verified	Yes
Alarm Set to Maximum	Yes
Apnea Settings Verified	Yes
Tolerance & Complications	Yes
Patient Tolerance of Vent	Tolerating Well
Action Taken	HOB > 30 Degrees
Document 11/25/22 19:15 CSD (Rec: 11/25/22 23:17 CSD Desktop)	
Intubation	
Intubation	
Endotracheal Tube Insertion Site	Oral Endotracheal
ET/TRACH Tube Size (mm)	8.0
Trach Tube Type	Plastic (Shiley), Cuffed
Section 1	
Equipment ID	
Equipment ID Number	840
Vent Checks	
Ventilator Checks	Ambu Bag/Mask at Bedside
Red Outlet (QVH Only)	Yes
Ventilator Settings	
Vent Settings	
Ventilator Support Mode	VC+
Resp. Rate Setting (10-24 breaths/min)	16
Tidal Volume Setting (100-1000 ml)	400
FI02 (%)	35
PEEP (3-10 cm H2O)	5
Assessments	
Measured Patient Data	
Pulse Oximetry (92-100 %)	97

Lyons Kathleen A

Facility: Queen of the Valley Hospital **Location:** Q 1 Intensive Care Unit
 61 F 07/13/1961 **Med Rec Num:** MR01483046

Room-Bed: QI007-A
Visit: QH0054940416

Interventions - Continued

Pulse Rate (60-100 beats/min)	101 H
Blood Pressure (90/60-120/80 mmHg)	121/50 H
End-Tidal CO2 (mmHg)	32
Respiratory Rate (12-20 breaths/min)	16
Exhaled Tidal Volume (ml)	393
Minute Ventilation (L/min)	6.3
PIP (cmH2O)	22
MAP (cmH2O)	10
Vent Sensitivity	3.0
I-Time (seconds)	0.90
Query Text:Range : 0.002-0.50	
I:E Ratio	1:3.2
Alarm Settings	
Alarms Verified	Yes
Alarm Set to Maximum	Yes
Apnea Settings Verified	Yes
Auscultation	
Bilateral Bases	Diminished
Breath Sounds	
Throughout	
Breath Sounds	Clear
Sputum	
Sputum Amount	Small
Sputum Color	White
Tolerance & Complications	
Patient Tolerance of Vent	Tolerating Well
Action Taken	Airway Suctioned,HOB > 30 Degrees
Document 11/25/22 23:00 CSD (Rec: 11/26/22 00:48 CSD Desktop)	
Intubation	
Intubation	
Endotracheal Tube Insertion Site	Oral Endotracheal
ET/TRACH Tube Size (mm)	8.0
Trach Tube Type	Plastic (Shiley), Cuffed
Section 1	
Equipment ID	
Equipment ID Number	840
Vent Checks	

Lyons Kathleen A

Facility: Queen of the Valley Hospital **Location:** Q 1 Intensive Care Unit
 61 F 07/13/1961 **Med Rec Num:** MR01483046

Room-Bed: QI007-A
Visit: QH0054940416

Interventions - Continued

Ventilator Checks /HME Changed, Ambu Bag/Mask at Bedside
 Red Outlet (QVH Only) Yes

Ventilator Settings

Vent Settings VC+
 Ventilator Support Mode 16
 Resp. Rate Setting (10-24 breaths/min) 400
 Tidal Volume Setting (100-1000 ml) 35
 FIO2 (%) 5
 PEEP (3-10 cm H2O)

Assessments

Measured Patient Data

Pulse Oximetry (92-100 %) 98
 Pulse Rate (60-100 beats/min) 95
 Blood Pressure (90/60-120/80 mmHg) 121/65 H
 End-Tidal CO2 (mmHg) 33
 Respiratory Rate (12-20 breaths/min) 16
 Exhaled Tidal Volume (ml) 401
 Minute Ventilation (L/min) 6.4
 PIP (cmH2O) 22
 MAP (cmH2O) 10
 Vent Sensitivity 3.0
 I-Time (seconds) 0.90
 Query Text:Range: 0.002-0.50

I:E Ratio

1:3.2

Alarm Settings

Alarms Verified Yes
 Alarm Set to Maximum Yes
 Apnea Settings Verified Yes

Auscultation

Bilateral Bases Diminished
 Breath Sounds
 Throughout

Breath Sounds

Clear

Sputum

Sputum Amount Small
 Sputum Color White

Tolerance & Complications

Lyons Kathleen A

Facility: Queen of the Valley Hospital **Location:** Q 1 Intensive Care Unit
 61 F 07/13/1961 **Med Rec Num:** MR01483046

Room-Bed: QI007-A
Visit: QH0054940416

Interventions - Continued

Patient Tolerance of Vent
 Action Taken

Tolerating Well
 Airway Suctioned, Oral Care Done, HOB >
 30 Degrees

Document 11/26/22 03:00 CSD (Rec: 11/26/22 05:00 CSD Desktop)
 Intubation

Intubation
 Endotracheal Tube Insertion Site
 ET/TRACH Tube Size (mm)
 Trach Tube Type

Oral Endotracheal
 8.0
 Plastic (Shiley), Cuffed

Section 1

Equipment ID
 Equipment ID Number
 Vent Checks

840

Ventilator Checks

HME Changed, Ambu Bag/Mask at Bedside

Red Outlet (QVH Only)
 Ventilator Settings

Yes

Vent Settings

Ventilator Support Mode
 Resp. Rate Setting (10-24 breaths/min)
 Tidal Volume Setting (100-1000 ml)
 FIO2 (%)
 PEEP (3-10 cm H2O)

VC+
 16
 400
 35
 5

Assessments

Measured Patient Data

Pulse Oximetry (92-100 %)
 Pulse Rate (60-100 beats/min)
 Blood Pressure (90/60-120/80 mmHg)
 End-Tidal CO2 (mmHg)
 Respiratory Rate (12-20 breaths/min)
 Exhaled Tidal Volume (ml)
 Minute Ventilation (L/min)
 PIP (cmH2O)
 MAP (cmH2O)
 Vent Sensitivity
 I-Time (seconds)
 Query Text: Range: 0.002-0.50
 I:E Ratio

98
 88
 110/55 L
 33
 16
 402
 6.3
 22
 10
 3.0
 0.90
 1:3.2

Lyons, Kathleen A

Facility: Queen of the Valley Hospital **Location:** Q 1 Intensive Care Unit
 61 F 07/13/1961 **Med Rec Num:** MR01483046

Room-Bed: QI007-A
Visit: QH0054940416

Interventions - Continued

Alarm Settings	
Alarms Verified	Yes
Apnea Set to Maximum	Yes
Apnea Settings Verified	Yes
Auscultation	
Bilateral Bases	Diminished
Breath Sounds	
Throughout	
Breath Sounds	Clear
Sputum	
Sputum Amount	Small
Sputum Color	White
Tolerance & Complications	
Patient Tolerance of Vent	Tolerating Well
Action Taken	Airway Suctioned, HOB > 30 Degrees
Document 11/26/22 07:20 QL (Rec: 11/26/22 07:28 QL Laptop)	
Intubation	
Intubation	
Endotracheal Tube Insertion Site	Tracheostomy Tube
ET/TRACH Tube Size (mm)	8.0
Trach Tube Type	Plastic (Shiley), Cuffed
Section 1	
Equipment ID	840
Equipment ID Number	
Vent Checks	
Ventilator Checks	Ambu Bag/Mask at Bedside
Vent Usage Type	SUBVENT
Red Outlet (QVH Only)	Yes
Ventilator Settings	
Vent Settings	
Ventilator Support Mode	VC+
Resp. Rate Setting (10-24 breaths/min)	16
Tidal Volume Setting (100-1000 ml)	400
FIO2 (%)	35
PEEP (3-10 cm H2O)	5
Assessments	
Measured Patient Data	

Lyons, Kathleen A

Facility: Queen of the Valley Hospital **Location:** Q 1 Intensive Care Unit
 61 F 07/13/1961 **Med Rec Num:** MR01483046

Room-Bed: QI007-A
Visit: QH0054940416

Interventions - Continued

Pulse Oximetry (92-100 %)	99
Pulse Rate (60-100 beats/min)	80
Blood Pressure (90/60-120/80 mmHg)	109/53 L
End-Tidal CO2 (mmHg)	32
Respiratory Rate (12-20 breaths/min)	16
Exhaled Tidal Volume (ml)	394
Minute Ventilation (L/min)	6.3
PIP (cmH2O)	23
MAP (cmH2O)	10
Plateau Pressure (cm H2O2)	21
Vent Sensitivity	3.0
I-Time (seconds)	0.90
Query Text:Range: 0.002-0.50	
I:E Ratio	1:3.2
Alarm Settings	
Alarms Verified	Yes
Alarm Set to Maximum	Yes
Apnea Settings Verified	Yes
Auscultation	
Left Lower Lobe	Diminished
Breath Sounds	
Sputum	
Sputum Amount	Small
Sputum Color	White
Tolerance & Complications	
Patient Tolerance of Vent	Tolerating Well
Action Taken	Airway Suctioned,HOB > 30 Degrees
Document 11/26/22 10:35 QL (Rec: 11/26/22 10:42 QL Laptop)	
Intubation	
Intubation	
Endotracheal Tube Insertion Site	Tracheostomy Tube
ET/TRACH Tube Size (mm)	8.0
Trach Tube Type	Plastic (Shiley), Cuffed
Section 1	
Vent Checks	
Ventilator Checks	Ambu Bag/Mask at Bedside
Red Outlet (QVH Only)	Yes

Iyons, Kathleen A

Facility: Queen of the Valley Hospital **Location:** Q 1 Intensive Care Unit
 61 F 07/13/1961 **Med Rec Num:** MR01483046

Room-Bed: QI007-A
Visit: QH0054940416

Interventions - Continued

Ventilator Settings

Vent Settings

Ventilator Support Mode	VC+
Resp. Rate Setting (10-24 breaths/min)	16
Tidal Volume Setting (100-1000 ml)	400
FI02 (%)	35
PEEP (3-10 cm H2O)	5

Assessments

Measured Patient Data

Pulse Oximetry (92-100 %)	97
Pulse Rate (60-100 beats/min)	83
Blood Pressure (90/60-120/80 mmHg)	103/50 L
End-Tidal CO2 (mmHg)	33
Respiratory Rate (12-20 breaths/min)	16
Exhaled Tidal Volume (ml)	389
Minute Ventilation (L/min)	6.2
PIP (cmH2O)	22
MAP (cmH2O)	10
Vent Sensitivity	3.0
I-Time (seconds)	0.90
Query Text:Range: 0.002-0.50	
I:E Ratio	1:3.2

Alarm Settings

Alarms Verified	Yes
Alarm Set to Maximum	Yes
Apnea Settings Verified	Yes

Sputum

Sputum Amount	None
---------------	------

Tolerance & Complications

Patient Tolerance of Vent	Tolerating Well
Action Taken	Airway Suctioned, Oral Care Done, HOB > 30 Degrees

Document 11/26/22 14:50 QL (Rec: 11/26/22 14:52 QL Laptop)

Intubation
 Endotracheal Tube Insertion Site Tracheostomy Tube
 ET/TRACH Tube Size (mm) 8.0

Lyons, Kathleen A

Facility: Queen of the Valley Hospital **Location:** Q 1 Intensive Care Unit
 61 F 07/13/1961 **Med Rec Num:** MR01483046

Room-Bed: QI007-A
Visit: QH0054940416

Interventions - Continued

Trach Tube Type

Plastic (Shiley), Cuffed

Section 1

Vent Checks

Ventilator Checks

Red Outlet (QVH Only)

HME Changed, Ambu Bag/Mask at Bedside
 Yes

Ventilator Settings

Vent Settings

Ventilator Support Mode

Resp. Rate Setting (10-24 breaths/min)

Tidal Volume Setting (100-1000 ml)

FI02 (%)

PEEP (3-10 cm H2O)

VC+
 16
 400
 35
 5

Assessments

Measured Patient Data

Pulse Oximetry (92-100 %)

Pulse Rate (60-100 beats/min)

Blood Pressure (90/60-120/80 mmHg)

End-Tidal CO2 (mmHg)

Respiratory Rate (12-20 breaths/min)

Expired Tidal Volume (ml)

Minute Ventilation (L/min)

PIP (cmH2O)

MAP (cmH2O)

Vent Sensitivity

I-Time (seconds)

Query Text::Range: 0.002-0.50

I:E Ratio

1:2.8

Alarm Settings

Alarms Verified

Alarm Set to Maximum

Apnea Settings Verified

Tolerance & Complications

Patient Tolerance of Vent

Action Taken

Tolerating Well
 Water in Tubing Emptied, HOB > 30
 Degrees

Document 11/26/22 19:48 KS (Rec: 11/26/22 19:51 KS Laptop)
 Intubation

Iyons, Kathleen A

Facility: Queen of the Valley Hospital **Location:** Q 1 Intensive Care Unit **Room-Bed:** QI007-A
 61 F 07/13/1961 **Med Rec Num:** MR01483046 **Visit:** QH0054940416

Interventions - Continued

Intubation	
Endotracheal Tube Insertion Site	Tracheostomy Tube
ET/TRACH Tube Size (mm)	8.0
Trach Tube Type	Plastic (Shiley), Cuffed
Section 1	
Equipment ID	840
Equipment ID Number	
Vent Checks	Ambu Bag/Mask at Bedside
Ventilator Checks	Yes
Red Outlet (QVH Only)	
Ventilator Settings	
Vent Settings	
Ventilator Support Mode	VC+
Resp. Rate Setting (10-24 breaths/min)	16
Tidal Volume Setting (100-1000 ml)	400
FI02 (%)	35
PEEP (3-10 cm H2O)	5
Assessments	
Measured Patient Data	
Pulse Oximetry (92-100 %)	97
Pulse Rate (60-100 beats/min)	93
End-Tidal CO2 (mmHg)	40
Respiratory Rate (12-20 breaths/min)	16
Exhaled Tidal Volume (ml)	384
Minute Ventilation (L/min)	6
PIP (cmH2O)	22
MAP (cmH2O)	10
Vent Sensitivity	3.0
I-Time (seconds)	1.0
Query Text:Range: 0.002-0.50	
I:E Ratio	1:2.8
Alarm Settings	
Alarms Verified	Yes
Alarm Set to Maximum	Yes
Apnea Settings Verified	Yes
Auscultation	
Throughout	

Lyons, Kathleen A

Facility: Queen of the Valley Hospital **Location:** Q 1 Intensive Care Unit
 61 F 07/13/1961 **Med Rec Num:** MR01483046

Room-Bed: QI007-A
Visit: QH0054940416

Interventions - Continued

Breath Sounds	Clear
Sputum	
Sputum Amount	Scant
Sputum Color	Cream, Tan
Tolerance & Complications	
Patient Tolerance of Vent	Tolerating Well
Document 11/26/22 23:29 KS (Rec: 11/26/22 23:34 KS Laptop)	
Intubation	
Intubation	
Endotracheal Tube Insertion Site	Tracheostomy Tube
ET/TRACH Tube Size (mm)	8.0
Trach Tube Type	Plastic (Shiley), Cuffed
Section 1	
Vent Checks	
Ventilator Checks	Ambu Bag/Mask at Bedside
Red Outlet (QVH Only)	Yes
Ventilator Settings	
Vent Settings	
Ventilator Support Mode	VC+
Resp. Rate Setting (10-24 breaths/min)	16
Tidal Volume Setting (100-1000 ml)	400
FIO2 (%)	35
PEEP (3-10 cm H2O)	5
Assessments	
Measured Patient Data	
Pulse Oximetry (92-100 %)	97
Pulse Rate (60-100 beats/min)	93
End-Tidal CO2 (mmHg)	39
Respiratory Rate (12-20 breaths/min)	16
Exhaled Tidal Volume (ml)	390
Minute Ventilation (L/min)	6
PIP (cmH2O)	23
MAP (cmH2O)	10
Vent Sensitivity	3.0
I-Time (seconds)	1.0
Query Text: Range: 0.002-0.50	
I:E Ratio	1:2.8

Lyons Kathleen A

Facility: Queen of the Valley Hospital **Location:** Q 1 Intensive Care Unit
 61 F 07/13/1961 **Med Rec Num:** MR01483046

Room-Bed: QI007-A
Visit: QH0054940416

Interventions - Continued

Alarm Settings	
Alarms Verified	Yes
Apnea Set to Maximum	Yes
Apnea Settings Verified	Yes
Auscultation	
Throughout	
Breath Sounds	Clear
Sputum	
Sputum Amount	Scant
Sputum Color	White
Tolerance & Complications	
Patient Tolerance of Vent	Tolerating Well
Document 11/27/22 03:21 KS (Rec: 11/27/22 03:24 KS Laptop)	
Intubation	
Intubation	
Endotracheal Tube Insertion Site	Tracheostomy Tube
ET/TRACH Tube Size (mm)	8.0
Trach Tube Type	Plastic (Shiley), Cuffed
Section 1	
Vent Checks	
Ventilator Checks	HME Changed, Ambu Bag/Mask at Bedside
Red Outlet (QVH Only)	Yes
Ventilator Settings	
Vent Settings	
Ventilator Support Mode	VC+
Resp. Rate Setting (10-24 breaths/min)	16
Tidal Volume Setting (100-1000 ml)	400
FTO2 (%)	35
PEEP (3-10 cm H2O)	5
Assessments	
Measured Patient Data	
Pulse Oximetry (92-100 %)	97
Pulse Rate (60-100 beats/min)	95
End-Tidal CO2 (mmHg)	27
Respiratory Rate (12-20 breaths/min)	17
Exhaled Tidal Volume (ml)	387
Minute Ventilation (L/min)	6

Iyons, Kathleen A

Facility: Queen of the Valley Hospital **Location:** Q 1 Intensive Care Unit
 61 F 07/13/1961 **Med Rec Num:** MR01483046

Room-Bed: QI007-A
Visit: QH0054940416

Interventions - Continued

PIP (cmH2O)	24
MAP (cmH2O)	11
Vent Sensitivity	3.0
I-Time (seconds)	1.0
Query Text:Range: 0.002-0.50	
I:E Ratio	1:2.8
Alarm Settings	
Alarms Verified	Yes
Alarm Set to Maximum	Yes
Apnea Settings Verified	Yes
Sputum	
Sputum Amount	None
Tolerance & Complications	
Patient Tolerance of Vent	Tolerating Well
Document 11/27/22 03:45 LE (Rec: 11/28/22 04:04 LE Desktop)	
Intubation	
Intubation	
Endotracheal Tube Insertion Site	Tracheostomy Tube
ETT/TRACH Tube Size (mm)	8
Trach Tube Type	Plastic (Shiley), Cuffed
Section 1	
Equipment ID	
Equipment ID Number	840
Vent Checks	
Red Outlet (QVH Only)	Yes
Ventilator Settings	
Vent Settings	
Ventilator Support Mode	VC+
Resp. Rate Setting (10-24 breaths/min)	16
Tidal Volume Setting (100-1000 ml)	400
FTO2 (%)	35
PEEP (3-10 cm H2O)	5
Assessments	
Measured Patient Data	
Pulse Oximetry (92-100 %)	98
Pulse Rate (60-100 beats/min)	90
Blood Pressure (90/60-120/80 mmHg)	112/58 L

Iyons, Kathleen A

Facility: Queen of the Valley Hospital **Location:** Q 1 Intensive Care Unit
 61 F 07/13/1961 **Med Rec Num:** MR01483046

Room-Bed: QI007-A
Visit: QH0054940416

Interventions - Continued

End-Tidal CO2 (mmHg)	30	
Respiratory Rate (12-20 breaths/min)	20	
Exhaled Tidal Volume (ml)	400	
Minute Ventilation (L/min)	8	
PIP (cmH2O)	26	
Vent Sensitivity	1	
I-Time (seconds)	1	
Query Text:Range: 0.002-0.50		
I:E Ratio	1:2	
Alarm Settings		
Alarms Verified	Yes	
Alarm Set to Maximum	Yes	
Apnea Settings Verified	Yes	
Tolerance & Complications		
Patient Tolerance of Vent		Tolerating Well
Document 11/27/22 07:33 QL (Rec: 11/27/22 07:40 QL Laptop)		
Intubation		
Intubation		
Endotracheal Tube Insertion Site		Tracheostomy Tube
ET/TRACH Tube Size (mm)		8.0
Trach Tube Type		Plastic (Shiley), Cuffed
Section 1		
Vent Checks		
Ventilator Checks		Ambu Bag/Mask at Bedside
Vent Usage Type		SUBVENT
Red Outlet (QVH Only)		Yes
Ventilator Settings		
Vent Settings		
Ventilator Support Mode		VC+
Resp. Rate Setting (10-24 breaths/min)		16
Tidal Volume Setting (100-1000 ml)		400
FTO2 (%)		35
PEEP (3-10 cm H2O)		5
Assessments		
Measured Patient Data		
Pulse Oximetry (92-100 %)		96
Pulse Rate (60-100 beats/min)		99

Lyons Kathleen A

Facility: Queen of the Valley Hospital **Location:** Q 1 Intensive Care Unit
 61 F 07/13/1961 **Med Rec Num:** MR01483046

Room-Bed: QI007-A
Visit: QH0054940416

Interventions - Continued

Blood Pressure (90/60-120/80 mmHg)	108/49 L
End-Tidal CO2 (mmHg)	33
Respiratory Rate (12-20 breaths/min)	16
Exhaled Tidal Volume (ml)	415
Minute Ventilation (L/min)	6.3
PIP (cmH2O)	24
MAP (cmH2O)	11
Plateau Pressure (cm H2O2)	23
Vent Sensitivity	3.0
I-Time (seconds)	1.0
Query Text:Range : 0.002-0.50	
I:E Ratio	1:2.8
Alarm Settings	
Alarms Verified	Yes
Alarm Set to Maximum	Yes
Apnea Settings Verified	Yes
Auscultation	
Left Lower Lobe	Diminished
Breath Sounds	
Sputum	
Sputum Amount	None
Tolerance & Complications	
Patient Tolerance of Vent	Tolerating Well
Action Taken	Airway Suctioned, HOB > 30 Degrees
Readiness to Wean	
Protocol: RT.WEAN	
Spontaneous Breathing Trial	No
Document 11/27/22 10:40 QL (Rec: 11/27/22 10:57 QL Laptop)	
Intubation	
Intubation	
Endotracheal Tube Insertion Site	Tracheostomy Tube
ET/TRACH Tube Size (mm)	8.0
Trach Tube Type	Plastic (Shiley), Cuffed
Section 1	
Vent Checks	
Ventilator Checks	Ambu Bag/Mask at Bedside
Red Outlet (QVH Only)	Yes

Iyons, Kathleen A

Facility: Queen of the Valley Hospital **Location:** Q 1 Intensive Care Unit
 61 F 07/13/1961 **Med Rec Num:** MR01483046

Room-Bed: QI007-A
Visit: QH0054940416

Interventions - Continued

Ventilator Settings

Vent Settings

Ventilator Support Mode	VC+
Resp. Rate Setting (10-24 breaths/min)	16
Tidal Volume Setting (100-1000 ml)	400
FI02 (%)	35
PEEP (3-10 cm H2O)	5

Assessments

Measured Patient Data

Pulse Oximetry (92-100 %)	97
Pulse Rate (60-100 beats/min)	104 H
Blood Pressure (90/60-120/80 mmHg)	105/54 L
End-Tidal CO2 (mmHg)	32
Respiratory Rate (12-20 breaths/min)	24 H
Exhaled Tidal Volume (ml)	403
Minute Ventilation (L/min)	9.5
PIP (cmH2O)	23
MAP (cmH2O)	12
Vent Sensitivity	1.0
I-Time (seconds)	1.0
Query Text:Range: 0.002-0.50	
I:E Ratio	1:2

Alarm Settings

Alarms Verified	Yes
Alarm Set to Maximum	Yes
Apnea Settings Verified	Yes

Sputum

Sputum Amount	None
---------------	------

Tolerance & Complications

Patient Tolerance of Vent	Tolerating Well
Action Taken	Airway Suctioned, Oral Care Done, HOB > 30 Degrees

Document 11/27/22 14:48 QL (Rec: 11/27/22 14:48 QL Laptop)

Intubation

Intubation	Tracheostomy Tube
Endotracheal Tube Insertion Site	
ET/TRACH Tube Size (mm)	8.0

Iyons, Kathleen A

Facility: Queen of the Valley Hospital **Location:** Q 1 Intensive Care Unit
 61 F 07/13/1961 **Med Rec Num:** MR01483046

Room-Bed: QI007-A
Visit: QH0054940416

Interventions - Continued

Trach Tube Type

Plastic (Shiley), Cuffed

Section 1

Vent Checks

Ventilator Checks

Red Outlet (QVH Only)

Ambu Bag/Mask at Bedside
 Yes

Ventilator Settings

Vent Settings

Ventilator Support Mode

Resp. Rate Setting (10-24 breaths/min)

Tidal Volume Setting (100-1000 ml)

FI02 (%)

PEEP (3-10 cm H2O)

VC+
 16
 400
 35
 5

Assessments

Measured Patient Data

Pulse Oximetry (92-100 %)

Pulse Rate (60-100 beats/min)

Blood Pressure (90/60-120/80 mmHg)

End-Tidal CO2 (mmHg)

Respiratory Rate (12-20 breaths/min)

Expired Tidal Volume (ml)

Minute Ventilation (L/min)

PIP (cmH2O)

MAP (cmH2O)

Plateau Pressure (cm H2O2)

Vent Sensitivity

I-Time (seconds)

Query Text: Range: 0.002-0.50

I:E Ratio

97
 104 H
 109/60
 33
 20
 427
 8.4
 23
 12
 21
 1.0
 1.0

Alarm Settings

Alarms Verified

Alarm Set to Maximum

Apnea Settings Verified

Tolerance & Complications

Patient Tolerance of Vent

Action Taken

Tolerating Well
 HOB > 30 Degrees

Document 11/27/22 19:47 LE (Rec: 11/27/22 19:49 LE Desktop)

Intubation

Lyons Kathleen A

Facility: Queen of the Valley Hospital **Location:** Q 1 Intensive Care Unit
 61 F 07/13/1961 **Med Rec Num:** MR01483046

Room-Bed: QI007-A
Visit: QH0054940416

Interventions - Continued

Intubation		Tracheostomy Tube
Endotracheal Tube Insertion Site		8
ET/TRACH Tube Size (mm)		Plastic (Shiley), Cuffed
Trach Tube Type		
Section 1		
Equipment ID		
Equipment ID Number	840	
Vent Checks		
Red Outlet (QVH Only)	Yes	
Ventilator Settings		
Vent Settings		
Ventilator Support Mode	VC+	
Resp. Rate Setting (10-24 breaths/min)	16	
Tidal Volume Setting (100-1000 ml)	400	
FI02 (%)	35	
PEEP (3-10 cm H2O)	5	
Assessments		
Measured Patient Data		
Pulse Oximetry (92-100 %)	98	
Pulse Rate (60-100 beats/min)	93	
Blood Pressure (90/60-120/80 mmHg)	112/57 L	
End-Tidal CO2 (mmHg)	33	
Respiratory Rate (12-20 breaths/min)	21 H	
Exhaled Tidal Volume (ml)	397	
Minute Ventilation (L/min)	8.3	
PIP (cmH2O)	24	
Vent Sensitivity	1	
I-Time (seconds)	1	
Query Text:Range: 0.002-0.50		
I:E Ratio	1:2	
Alarm Settings		
Alarms Verified	Yes	
Alarm Set to Maximum	Yes	
Apnea Settings Verified	Yes	
Auscultation	Yes	
Left Lower Lobe		
Breath Sounds	Diminished	

Lyons, Kathleen A

Facility: Queen of the Valley Hospital **Location:** Q 1 Intensive Care Unit
 61 F 07/13/1961 **Med Rec Num:** MR01483046

Room-Bed: QI007-A
Visit: QH0054940416

Interventions - Continued

Sputum
 Sputum Amount Scant
 Tolerance & Complications
 Patient Tolerance of Vent Tolerating Well
 Document 11/27/22 23:45 LE (Rec: 11/28/22 02:04 LE Desktop)

Intubation
 Intubation
 Endotracheal Tube Insertion Site Tracheostomy Tube
 ET/TRACH Tube Size (mm) 8
 Trach Tube Type Plastic (Shiley), Cuffed

Section 1
 Equipment ID
 Equipment ID Number 840
 Vent Checks
 Red Outlet (QVH Only) Yes
 Ventilator Settings
 Vent Settings
 Ventilator Support Mode VC+

Resp. Rate Setting (10-24 breaths/min) 16
 Tidal Volume Setting (100-1000 ml) 400
 FIO2 (%) 35
 PEEP (3-10 cm H2O) 5

Assessments
 Measured Patient Data
 Pulse Oximetry (92-100 %) 98
 Pulse Rate (60-100 beats/min) 88
 Blood Pressure (90/60-120/80 mmHg) 121/64 H
 End-Tidal CO2 (mmHg) 30
 Respiratory Rate (12-20 breaths/min) 20
 Exhaled Tidal Volume (ml) 393
 Minute Ventilation (L/min) 7.9
 PIP (cmH2O) 24
 Vent Sensitivity 1
 I-Time (seconds) 1
 Query Text::Range: 0.002-0.50
 I:E Ratio 1:2
 Alarm Settings

Iyons, Kathleen A

Facility: Queen of the Valley Hospital **Location:** Q 1 Intensive Care Unit
 61 F 07/13/1961 **Med Rec Num:** MR01483046

Room-Bed: QI007-A
Visit: QH0054940416

Interventions - Continued

Alarms Verified	Yes
Alarm Set to Maximum	Yes
Apnea Settings Verified	Yes
Auscultation	
Left Lower Lobe	
Breath Sounds	Diminished
Sputum	
Sputum Amount	Scant
Tolerance & Complications	
Patient Tolerance of Vent	Tolerating Well
Document 11/28/22 07:44 ES (Rec: 11/28/22 08:48 ES Laptop)	
Intubation	
Intubation	
Endotracheal Tube Insertion Site	Tracheostomy Tube
ET/TRACH Tube Size (mm)	8
Trach Tube Type	Plastic (Shiley), Cuffed
Section 1	
Equipment ID	840
Equipment ID Number	
Vent Checks	
Ventilator Checks	Ambu Bag/Mask at Bedside
Vent Usage Type	SUBVENT
Red Outlet (QVH Only)	Yes
Ventilator Settings	
Vent Settings	
Ventilator Support Mode	VC+
Resp. Rate Setting (10-24 breaths/min)	16
Tidal Volume Setting (100-1000 ml)	400
FIO2 (%)	35
PEEP (3-10 cm H2O)	5
Assessments	
Measured Patient Data	
Pulse Oximetry (92-100 %)	98
Pulse Rate (60-100 beats/min)	88
Blood Pressure (90/60-120/80 mmHg)	140/79 H
End-Tidal CO2 (mmHg)	32
Respiratory Rate (12-20 breaths/min)	20

Lyons, Kathleen A

Facility: Queen of the Valley Hospital **Location:** Q 1 Intensive Care Unit
 61 F 07/13/1961 **Med Rec Num:** MR01483046

Room-Bed: QI007-A
Visit: QH0054940416

Interventions - Continued

Exhaled Tidal Volume (ml)	388
Minute Ventilation (L/min)	8.1
PIP (cmH2O)	23
MAP (cmH2O)	12
Vent Sensitivity	1
I-Time (seconds)	1
Query Text:Range: 0.002-0.50	
I:E Ratio	1:1.7
Alarm Settings	
Alarms Verified	Yes
Alarm Set to Maximum	Yes
Apnea Settings Verified	Yes
Auscultation	
Bilateral Bases	Clear
Breath Sounds	Clear
Left Lower Lobe	Clear
Breath Sounds	Clear
Sputum	Scant
Sputum Amount	
Tolerance & Complications	Tolerating Well
Patient Tolerance of Vent	Alrway Suctioned,Water in Tubing
Action Taken	Emptied,Tube Checked for Leak,HOB > 30
	Degrees
Document 11/28/22 11:02 ES (Rec: 11/28/22 11:44 ES Laptop)	
Intubation	
Intubation	
Endotracheal Tube Insertion Site	Tracheostomy Tube
ET/TRACH Tube Size (mm)	8
Trach Tube Type	Plastic (Shiley),Cuffed
Section 1	
Equipment ID	840
Equipment ID Number	
Vent Checks	
Ventilator Checks	HME Changed,Ambu Bag/Mask at Bedside
Red Outlet (QVH Only)	Yes
Ventilator Settings	

Iyons, Kathleen A

Facility: Queen of the Valley Hospital **Location:** Q 1 Intensive Care Unit
 61 F 07/13/1961 **Med Rec Num:** MR01483046

Room-Bed: QI007-A
Visit: QH0054940416

Interventions - Continued

Vent Settings

Ventilator Support Mode	VC+
Resp. Rate Setting (10-24 breaths/min)	16
Tidal Volume Setting (100-1000 ml)	400
FIO2 (%)	35
PEEP (3-10 cm H2O)	5

Assessments

Measured Patient Data

Pulse Oximetry (92-100 %)	98
Pulse Rate (60-100 beats/min)	86
Blood Pressure (90/60-120/80 mmHg)	124/64 H
End-Tidal CO2 (mmHg)	27
Respiratory Rate (12-20 breaths/min)	22 H
Exhaled Tidal Volume (ml)	359
Minute Ventilation (L/min)	8.7
PIP (cmH2O)	23
MAP (cmH2O)	12
Vent Sensitivity	1
I-Time (seconds)	1
Query Text:Range: 0.002-0.50	
I:E Ratio	1:1.8

Alarm Settings

Alarms Verified	Yes
Alarm Set to Maximum	Yes
Apnea Settings Verified	Yes
Tolerance & Complications	Yes
Patient Tolerance of Vent Action Taken	Tolerating Well
	Water in Tubing Emptied, Tube Checked for Leak, HOB > 30 Degrees

Document 11/28/22 15:30 ES (Rec: 11/28/22 15:54 ES Desktop)

Intubation

Intubation	Tracheostomy Tube
Endotracheal Tube Insertion Site	8
ET/TRACH Tube size (mm)	Plastic (Shiley), Cuffed
Trach Tube Type	

Section 1
 Equipment ID

Lyons Kathleen A

Facility: Queen of the Valley Hospital **Location:** Q 1 Intensive Care Unit
 61 F 07/13/1961 **Med Rec Num:** MR01483046

Room-Bed: QI007-A
Visit: QH0054940416

Interventions - Continued

Equipment ID Number	840
Vent Checks	
Ventilator Checks	Ambu Bag/Mask at Bedside
Red Outlet (QVH Only)	Yes
Ventilator Settings	
Vent Settings	
Ventilator Support Mode	VC+
Resp. Rate Setting (10-24 breaths/min)	16
Tidal Volume Setting (100-1000 ml)	400
FI02 (%)	35
PEEP (3-10 cm H2O)	5
Assessments	
Measured Patient Data	
Pulse Oximetry (92-100 %)	99
Pulse Rate (60-100 beats/min)	82
Blood Pressure (90/60-120/80 mmHg)	119/65
End-Tidal CO2 (mmHg)	25
Respiratory Rate (12-20 breaths/min)	21 H
Exhaled Tidal Volume (ml)	378
Minute Ventilation (L/min)	7.5
PIP (cmH2O)	24
MAP (cmH2O)	12
Vent Sensitivity	1
I-Time (seconds)	1
Query Text:Range: 0.002-0.50	
I:E Ratio	1:2.0
Alarm Settings	
Alarms Verified	Yes
Alarm Set to Maximum	Yes
Apnea Settings Verified	Yes
Auscultation	
Bilateral Bases	Clear
Breath Sounds	Clear
Left Lower Lobe	Clear
Breath Sounds	Clear
Sputum	
Sputum Amount	Small

Lyons, Kathleen A

Facility: Queen of the Valley Hospital **Location:** Q 1 Intensive Care Unit
 61 F 07/13/1961 **Med Rec Num:** MR01483046

Room-Bed: QI007-A
Visit: QH0054940416

Interventions - Continued

Tolerance & Complications
 Patient Tolerance of Vent
 Action Taken

Tolerating Well
 Water in Tubing Emptied, Tube Checked
 for Leak, HOB > 30 Degrees

Document 11/28/22 19:46 AC (Rec: 11/28/22 19:48 AC Desktop)

Intubation
 Intubation
 Endotracheal Tube Insertion Site
 ET/TRACH Tube Size (mm)
 Trach Tube Type

Tracheostomy Tube
 8
 Plastic (Shiley), Cuffed, Disposable
 Inner Cannula

Section 1

Equipment ID
 Equipment ID Number
 Vent Checks
 Ventilator Checks
 Red Outlet (QVH Only)
 Ventilator Settings
 Vent Settings

840
 Ambu Bag/Mask at Bedside
 Yes

Ventilator Support Mode
 Resp. Rate Setting (10-24 breaths/min)
 Tidal Volume Setting (100-1000 ml)
 FIO2 (%)
 PEEP (3-10 cm H2O)

VC+
 16
 400
 35
 5

Assessments

Measured Patient Data
 Pulse Oximetry (92-100 %)
 Pulse Rate (60-100 beats/min)
 Blood Pressure (90/60-120/80 mmHg)
 End-Tidal CO2 (mmHg)
 Respiratory Rate (12-20 breaths/min)
 Exhaled Tidal Volume (ml)
 Minute Ventilation (L/min)
 PIP (cmH2O)
 MAP (cmH2O)
 Vent Sensitivity
 I-Time (seconds)

99
 76
 127/68 H
 25
 20
 406
 8.6
 22
 12
 1
 1

Lyons, Kathleen A

Facility: Queen of the Valley Hospital **Location:** Q 1 Intensive Care Unit
 61 F 07/13/1961 **Med Rec Num:** MR01483046

Room-Bed: QI007-A
Visit: QH0054940416

Interventions - Continued

Query Text::Range: 0.002-0.50

I:E Ratio 1:1.5

Alarm Settings

Alarms Verified Yes

Alarm Set to Maximum Yes

Apnea Settings Verified Yes

Auscultation

Bilateral Bases Clear

Breath Sounds Clear

Sputum

Sputum Amount Scant

Tolerance & Complications

Patient Tolerance of Vent Tolerating Well

Action Taken Airway Suctioned, Water in Tubing

Emptied, Tube Checked for Leak, HOB > 30

Degrees

Document 11/28/22 23:05 AC (Rec: 11/28/22 23:05 AC Desktop)

Intubation

Intubation

Endotracheal Tube Insertion Site Tracheostomy Tube

ET/TRACH Tube Size (mm) 8 Plastic (Shiley), Cuffed, Disposable

Trach Tube Type Inner Cannula

Section 1

Equipment ID

Equipment ID Number 840

Vent Checks

Ventilator Checks Ambu Bag/Mask at Bedside

Red Outlet (QVH Only) Yes

Ventilator Settings

Vent Settings

Ventilator Support Mode VC+

Resp. Rate Setting (10-24 breaths/min) 16

Tidal Volume Setting (100-1000 ml) 400

FIO2 (%) 35

PEEP (3-10 cm H2O) 5

Assessments

Lyons Kathleen A

Facility: Queen of the Valley Hospital **Location:** Q 1 Intensive Care Unit
 61 F 07/13/1961 **Med Rec Num:** MR01483046

Room-Bed: QI007-A
Visit: QH0054940416

Interventions - Continued

Measured Patient Data

Pulse Oximetry (92-100 %)	98
Pulse Rate (60-100 beats/min)	76
Blood Pressure (90/60-120/80 mmHg)	106/53 L
End-Tidal CO2 (mmHg)	30
Respiratory Rate (12-20 breaths/min)	20
Exhaled Tidal Volume (ml)	467
Minute Ventilation (L/min)	7.6
PIP (cmH2O)	24
Vent Sensitivity	1
I-Time (seconds)	1
Query Text:Range: 0.002-0.50	1:1.5
I:E Ratio	

Alarm Settings

Alarms Verified	Yes
Alarm Set to Maximum	Yes
Apnea Settings Verified	Yes
Auscultation	
Bilateral Bases	
Breath Sounds	Clear

Sputum

Sputum Amount	Scant
Tolerance & Complications	Tolerating Well
Patient Tolerance of Vent	Airway Suctioned,Water in Tubing
Action Taken	Emptied,Tube Checked for Leak,HOB > 30

Degrees

Document 11/29/22 03:10 AC (Rec: 11/29/22 04:39 AC Desktop)

Intubation

Intubation

Endotracheal Tube Insertion Site	Tracheostomy Tube
ET/TRACH Tube Size (mm)	8
Trach Tube Type	Plastic (Shiley), Cuffed, Disposable
	Inner Cannula

Section 1

Equipment ID
 Equipment ID Number

840

Lyons Kathleen A

Facility: Queen of the Valley Hospital **Location:** Q 1 Intensive Care Unit
 61 F 07/13/1961 **Med Rec Num:** MR01483046

Room-Bed: QI007-A
Visit: QH0054940416

Interventions - Continued

Vent Checks	Ambu Bag/Mask at Bedside
Ventilator Checks	Yes
Red Outlet (QVH Only)	
Ventilator Settings	
Vent Settings	
Ventilator Support Mode	VC+
Resp. Rate Setting (10-24 breaths/min)	16
Tidal Volume Setting (100-1000 ml)	400
FI02 (%)	35
PEEP (3-10 cm H2O)	5
Assessments	
Measured Patient Data	
Pulse Oximetry (92-100 %)	97
Pulse Rate (60-100 beats/min)	73
Blood Pressure (90/60-120/80 mmHg)	113/57 L
End-Tidal CO2 (mmHg)	28
Respiratory Rate (12-20 breaths/min)	18
Exhaled Tidal Volume (ml)	439
Minute Ventilation (L/min)	6.9
PIP (cmH2O)	21
Vent Sensitivity	1
I-Time (seconds)	1
Query Text:Range: 0.002-0.50	
I:E Ratio	1:2.5
Alarm Settings	
Alarms Verified	Yes
Alarm Set to Maximum	Yes
Apnea Settings Verified	Yes
Auscultation	
Bilateral Bases	Clear
Breath Sounds	
Sputum	Scant
Sputum Amount	
Tolerance & Complications	Tolerating Well
Patient Tolerance of Vent	Airway Suctioned,Water in Tubing
Action Taken	Emptied,Tube Checked for Leak,HOB > 30

Iyons, Kathleen A

Facility: Queen of the Valley Hospital **Location:** Q 1 Intensive Care Unit
 61 F 07/13/1961 **Med Rec Num:** MR01483046

Room-Bed: QI007-A
Visit: QH0054940416

Interventions - Continued

Document 11/29/22 07:10 EM (Rec: 11/29/22 10:16 EM Desktop) Degrees

Intubation

Intubation

Endotracheal Tube Insertion Site Tracheostomy Tube
 ET/TRACH Tube Size (mm) 8
 Trach Tube Type Plastic (Shiley), Cuffed

Section 1

Equipment ID

Equipment ID Number

840

Vent Checks

Ventilator Checks

Vent Usage Type

Red Outlet (QVH Only)

Ventilator Settings

Vent Settings

Ventilator Support Mode

Resp. Rate Setting (10-24 breaths/min)

Tidal Volume Setting (100-1000 ml)

FiO2 (%)

PEEP (3-10 cm H2O)

5

Assessments

Measured Patient Data

Pulse Oximetry (92-100 %)

Pulse Rate (60-100 beats/min)

Blood Pressure (90/60-120/80 mmHg)

End-Tidal CO2 (mmHg)

Respiratory Rate (12-20 breaths/min)

Exhaled Tidal Volume (ml)

Minute Ventilation (L/min)

PIP (cmH2O)

MAP (cmH2O)

Plateau Pressure (cm H2O2)

Vent Sensitivity

I-Time (seconds)

Query Text:Range: 0.002-0.50

I:E Ratio

1:2.7

1:2.7

1:2.7

1:2.7

1:2.7

1:2.7

1:2.7

1:2.7

1:2.7

1:2.7

Lyons, Kathleen A

Facility: Queen of the Valley Hospital **Location:** Q 1 Intensive Care Unit
 61 F 07/13/1961 **Med Rec Num:** MR01483046

Room-Bed: QI007-A
Visit: QH0054940416

Interventions - Continued

Alarm Settings	
Alarms Verified	Yes
Apnea Set to Maximum	Yes
Apnea Settings Verified	Yes
Auscultation	
Bilateral Bases	
Breath Sounds	Clear
Sputum	
Sputum Amount	Scant
Tolerance & Complications	
Patient Tolerance of Vent	Tolerating Well
Action Taken	Airway Suctioned, Water in Tubing Emptied, HOB > 30 Degrees
Document	11/29/22 12:10 EM (Rec: 11/29/22 17:00 EM Desktop)
Intubation	
Intubation	
Endotracheal Tube Insertion Site	Tracheostomy Tube
ET/TRACH Tube Size (mm)	8
Trach Tube Type	Plastic (Shiley), Cuffed
Section 1	
Equipment ID	
Equipment ID Number	840
Vent Checks	
Ventilator Checks	Ambu Bag/Mask at Bedside
Red Outlet (QVH Only)	Yes
Ventilator Settings	
Vent Settings	
Ventilator Support Mode	VC+
Resp. Rate Setting (10-24 breaths/min)	16
Tidal Volume Setting (100-1000 ml)	400
FIO2 (%)	35
PEEP (3-10 cm H2O)	5
Assessments	
Measured Patient Data	
Pulse Oximetry (92-100 %)	97
Pulse Rate (60-100 beats/min)	62
Blood Pressure (90/60-120/80 mmHg)	107/58 L

Iyons, Kathleen A

Facility: Queen of the Valley Hospital **Location:** Q 1 Intensive Care Unit
 61 F 07/13/1961 **Med Rec Num:** MR01483046

Room-Bed: QI007-A
Visit: QH0054940416

Interventions - Continued

End-Tidal CO2 (mmHg)	28
Respiratory Rate (12-20 breaths/min)	18
Exhaled Tidal Volume (ml)	391
Minute Ventilation (L/min)	6.9
PIP (cmH2O)	22
MAP (cmH2O)	11
Vent Sensitivity	1
I-Time (seconds)	1
Query Text:Range : 0.002-0.50	
I:E Ratio	1:2.7
Alarm Settings	
Alarms Verified	Yes
Alarm Set to Maximum	Yes
Apnea Settings Verified	Yes
Auscultation	
Bilateral Bases	
Breath Sounds	Clear
Sputum	Scant
Sputum Amount	
Tolerance & Complications	Tolerating Well
Patient Tolerance of Vent	Always Suctioned,Water in Tubing
Action Taken	Emptied,HOB > 30 Degrees
Document 11/29/22 16:10 EM (Rec: 11/29/22 17:05 EM Desktop)	
Intubation	
Intubation	Tracheostomy Tube
Endotracheal Tube Insertion Site	8
ET/TRACH Tube Size (mm)	Plastic (Shiley), Cuffed
Trach Tube Type	
Section 1	
Equipment ID	840
Equipment ID Number	
Vent Checks	
Ventilator Checks	Ambu Bag/Mask at Bedside
Red Outlet (QVH Only)	Yes
Ventilator Settings	
Vent Settings	

Lyons Kathleen A

Facility: Queen of the Valley Hospital **Location:** Q 1 Intensive Care Unit
 61 F 07/13/1961 **Med Rec Num:** MR01483046

Room-Bed: QI007-A
Visit: QH0054940416

Interventions - Continued

Ventilator Support Mode	VC+
Resp. Rate Setting (10-24 breaths/min)	16
Tidal Volume Setting (100-1000 ml)	400
FIO2 (%)	35
PEEP (3-10 cm H2O)	5

Assessments

Measured Patient Data

Pulse Oximetry (92-100 %)	97
Pulse Rate (60-100 beats/min)	68
Blood Pressure (90/60-120/80 mmHg)	108/56 L
End-Tidal CO2 (mmHg)	32
Respiratory Rate (12-20 breaths/min)	16
Exhaled Tidal Volume (ml)	373
Minute Ventilation (L/min)	6.2
PIP (cmH2O)	23
MAP (cmH2O)	11
Vent Sensitivity	1
I-Time (seconds)	1
Query Text:Range: 0.002-0.50	
I:E Ratio	1:2.7

Alarm Settings

Alarms Verified	Yes
Alarm Set to Maximum	Yes
Apnea Settings Verified	Yes
Tolerance & Complications	Yes
Patient Tolerance of Vent	Tolerating Well
Action Taken	HOB > 30 Degrees

Document 11/29/22 19:15 GU (Rec: 11/30/22 01:40 GU Desktop)

Intubation

Intubation	Tracheostomy Tube
Endotracheal Tube Insertion Site	8
ET/TRACH Tube Size (mm)	Plastic (Shiley), Cuffed
Trach Tube Type	

Section 1

Equipment ID	840
Equipment ID Number	
Vent Checks	

Lyons, Kathleen A

Facility: Queen of the Valley Hospital **Location:** Q 1 Intensive Care Unit
 61 F 07/13/1961 **Med Rec Num:** MR01483046

Room-Bed: QI007-A
Visit: QH0054940416

Interventions - Continued

Ventilator Checks Ambu Bag/Mask at Bedside
 Red Outlet (QVH Only) Yes

Ventilator Settings

Vent Settings VC+
 Ventilator Support Mode 16
 Resp. Rate Setting (10-24 breaths/min) 400
 Tidal Volume Setting (100-1000 ml) 35
 FIO2 (%) 5
 PEEP (3-10 cm H2O)

Assessments

Measured Patient Data

Pulse Oximetry (92-100 %) 98
 Pulse Rate (60-100 beats/min) 71
 Blood Pressure (90/60-120/80 mmHg) 117/57 L
 End-Tidal CO2 (mmHg) 31
 Respiratory Rate (12-20 breaths/min) 17
 Exhaled Tidal Volume (ml) 378
 Minute Ventilation (L/min) 6.4
 PIP (cmH2O) 23
 MAP (cmH2O) 12
 Vent Sensitivity 1
 I-Time (seconds) 1.0
 Query Text:Range: 0.002-0.50

I:E Ratio

1:2.5

Alarm Settings

Alarms Verified Yes
 Alarm Set to Maximum Yes
 Apnea Settings Verified Yes
 Auscultation Yes

Bilateral Bases

Breath Sounds Clear

Sputum

Sputum Amount Scant

Tolerance & Complications

Patient Tolerance of Vent Tolerating Well

Action Taken Airway Suctioned, HOB > 30 Degrees

Document 11/29/22 23:25 GU (Rec: 11/30/22 02:30 GU Desktop)

Lyons, Kathleen A

Facility: Queen of the Valley Hospital **Location:** Q 1 Intensive Care Unit
 61 F 07/13/1961 **Med Rec Num:** MR01483046

Room-Bed: QI007-A
Visit: QH0054940416

Interventions - Continued

Intubation

Intubation

Endotracheal Tube Insertion Site Tracheostomy Tube
 ET/TRACH Tube Size (mm) 8
 Trach Tube Type Plastic (Shiley), Cuffed

Section 1

Equipment ID 840
 Equipment ID Number

Vent Checks

Ventilator Checks

Red Outlet (QVH Only)

Ventilator Settings

Vent Settings

Ventilator Support Mode

Resp. Rate Setting (10-24 breaths/min) VC+

Tidal Volume Setting (100-1000 ml) 16

FI02 (%) 400

PEEP (3-10 cm H2O) 35

Assessments

Measured Patient Data

Pulse Oximetry (92-100 %) 98

Pulse Rate (60-100 beats/min) 68

Blood Pressure (90/60-120/80 mmHg) 99/44 L

End-Tidal CO2 (mmHg) 33

Respiratory Rate (12-20 breaths/min) 17

Exhaled Tidal Volume (ml) 388

Minute Ventilation (L/min) 6.5

PIP (cmH2O) 25

MAP (cmH2O) 11

Vent Sensitivity 1

I-Time (seconds) 1.0

Query Text::Range: 0.002-0.50

I:E Ratio 1:2

Alarm Settings

Alarms Verified Yes

Alarm Set to Maximum Yes

Apnea Settings Verified Yes

Iyons, Kathleen A

Facility: Queen of the Valley Hospital **Location:** Q 1 Intensive Care Unit
 61 F 07/13/1961 **Med Rec Num:** MR01483046

Room-Bed: QI007-A
Visit: QH0054940416

Interventions - Continued

Auscultation	
Bilateral Bases	Clear
Breath Sounds	
Tolerance & Complications	Tolerating Well
Patient Tolerance of Vent	Airway Suctioned, HOB > 30 Degrees
Action Taken	
Document 11/30/22 03:25 GU (Rec: 11/30/22 05:25 GU Desktop)	
Intubation	
Intubation	
Endotracheal Tube Insertion Site	Tracheostomy Tube
ET/TRACH Tube Size (mm)	8
Trach Tube Type	Plastic (Shiley), Cuffed
Section 1	
Equipment ID	
Equipment ID Number	840
Vent Checks	
Ventilator Checks	Ambu Bag/Mask at Bedside
Red Outlet (QVH Only)	Yes
Ventilator Settings	
Vent Settings	
Ventilator Support Mode	VC+
Resp. Rate Setting (10-24 breaths/min)	16
Tidal Volume Setting (100-1000 ml)	400
FTO2 (%)	35
PEEP (3-10 cm H2O)	5
Assessments	
Measured Patient Data	
Pulse Oximetry (92-100 %)	97
Pulse Rate (60-100 beats/min)	67
Blood Pressure (90/60-120/80 mmHg)	114/57 L
End-Tidal CO2 (mmHg)	30
Respiratory Rate (12-20 breaths/min)	17
Exhaled Tidal Volume (ml)	397
Minute Ventilation (L/min)	6.2
PIP (cmH2O)	24
MAP (cmH2O)	11
Vent Sensitivity	1

Lyons, Kathleen A

Facility: Queen of the Valley Hospital **Location:** Q 1 Intensive Care Unit
 61 F 07/13/1961 **Med Rec Num:** MR01483046

Room-Bed: QI007-A
Visit: QH0054940416

Interventions - Continued

I-Time (seconds)	1.0
Query Text:Range: 0.002-0.50	
I:E Ratio	1:2
Alarm Settings	
Alarms Verified	Yes
Alarm Set to Maximum	Yes
Apnea Settings Verified	Yes
Auscultation	
Bilateral Bases	
Breath Sounds	Clear
Tolerance & Complications	
Patient Tolerance of Vent	Tolerating Well
Action Taken	Airway Suctioned,HOB > 30 Degrees
Document 11/30/22 07:30 JT (Rec: 11/30/22 12:59 JT Desktop)	
Intubation	
Intubation	
Endotracheal Tube Insertion Site	Tracheostomy Tube
ET/TRACH Tube Size (mm)	8.0
Trach Tube Type	Plastic (Shiley), Cuffed
Section 1	
Equipment ID	
Equipment ID Number	PB 840
Vent Checks	
Ventilator Checks	HME Changed,Ambu Bag/Mask at Bedside
Vent Usage Type	SUBVENT
Red Outlet (QVH Only)	Yes
Ventilator Settings	
Vent Settings	
Ventilator Support Mode	VC+
Resp. Rate Setting (10-24 breaths/min)	16
Tidal Volume Setting (100-1000 ml)	400
FTO2 (%)	30
PEEP (3-10 cm H2O)	5
Assessments	
Measured Patient Data	
Pulse Oximetry (92-100 %)	98
Pulse Rate (60-100 beats/min)	58 L

Iyons Kathleen A

Facility: Queen of the Valley Hospital **Location:** Q 1 Intensive Care Unit
 61 F 07/13/1961 **Med Rec Num:** MR01483046

Room-Bed: QI007-A
Visit: QH0054940416

Interventions - Continued

Blood Pressure (90/60-120/80 mmHg)	102/56 L
End-Tidal CO2 (mmHg)	28
Respiratory Rate (12-20 breaths/min)	16
Exhaled Tidal Volume (ml)	398
Minute Ventilation (L/min)	6.4
PIP (cmH2O)	25
MAP (cmH2O)	10
Vent Sensitivity	2.0
I-Time (seconds)	0.8
Query Text:Range: 0.002-0.50	
I:E Ratio	1:3.6
Alarm Settings	Yes
Alarms Verified	Yes
Alarm Set to Maximum	Yes
Apnea Settings Verified	Yes
Auscultation	
Throughout	Diminished
Breath Sounds	
Sputum	
Sputum Amount	Small
Sputum Color	White
Tolerance & Complications	
Patient Tolerance of Vent	Tolerating Well
Action Taken	Airway Suctioned, Water in Tubing Emptied, HOB > 30 Degrees
Document 11/30/22 11:55 JT (Rec: 11/30/22 12:59 JT Desktop)	
Intubation	
Intubation	
Endotracheal Tube Insertion Site	Tracheostomy Tube
ET/TRACH Tube Size (mm)	8.0
Trach Tube Type	Plastic (Shiley), Cuffed
Section 1	
Vent Checks	Ambu Bag/Mask at Bedside
Ventilator Checks	Yes
Red Outlet (QVH Only)	
Ventilator Settings	
Vent Settings	

Iyons, Kathleen A

Facility: Queen of the Valley Hospital **Location:** Q 1 Intensive Care Unit
 61 F 07/13/1961 **Med Rec Num:** MR01483046

Room-Bed: QI007-A
Visit: QH0054940416

Interventions - Continued

Ventilator Support Mode	VC+
Resp. Rate Setting (10-24 breaths/min)	16
Tidal Volume Setting (100-1000 ml)	400
FIO2 (%)	30
PEEP (3-10 cm H2O)	5
Assessments	
Measured Patient Data	
Pulse Oximetry (92-100 %)	97
Pulse Rate (60-100 beats/min)	60
Blood Pressure (90/60-120/80 mmHg)	104/52 L
End-Tidal CO2 (mmHg)	27
Respiratory Rate (12-20 breaths/min)	16
Exhaled Tidal Volume (ml)	404
Minute Ventilation (L/min)	6.4
PIP (cmH2O)	24
MAP (cmH2O)	10
Vent Sensitivity	2.0
I-Time (seconds)	0.8
Query Text:Range: 0.002-0.50	
I:E Ratio	1:3.8
Alarm Settings	
Alarms Verified	Yes
Alarm Set to Maximum	Yes
Apnea Settings Verified	Yes
Sputum	
Sputum Amount	Small
Sputum Color	Cream
Tolerance & Complications	
Patient Tolerance of Vent	Tolerating Well
Action Taken	Airway Suctioned, Oral Care Done, HOB > 30 Degrees
Document 11/30/22 15:48 JT (Rec: 11/30/22 16:51 JT Desktop)	
Intubation	
Intubation	
Endotracheal Tube Insertion Site	Tracheostomy Tube
ET/TRACH Tube Size (mm)	8.0
Trach Tube Type	Plastic (Shiley), Cuffed

Lyons Kathleen A

Facility: Queen of the Valley Hospital **Location:** Q 1 Intensive Care Unit
 61 F 07/13/1961 **Med Rec Num:** MR01483046

Room-Bed: QI007-A
Visit: QH0054940416

Interventions - Continued

Section 1

Vent Checks Ambu Bag/Mask at Bedside
 Ventilator Checks Yes
 Red Outlet (QVH Only)
 Ventilator Settings

Vent Settings VC+
 Ventilator Support Mode 16
 Resp. Rate Setting (10-24 breaths/min) 400
 Tidal Volume Setting (100-1000 ml) 35
 FIO2 (%) 5
 PEEP (3-10 cm H2O)

Assessments

Measured Patient Data

Pulse Oximetry (92-100 %) 98
 Pulse Rate (60-100 beats/min) 68
 Blood Pressure (90/60-120/80 mmHg) 94/48 L
 End-Tidal CO2 (mmHg) 30
 Respiratory Rate (12-20 breaths/min) 16
 Exhaled Tidal Volume (ml) 415
 Minute Ventilation (L/min) 6.6
 PIP (cmH2O) 24
 MAP (cmH2O) 12
 Vent Sensitivity 2.0
 I-Time (seconds) 0.8
 Query Text:Range: 0.002-0.50
 I:E Ratio 1:3.6

Alarm Settings

Alarms Verified Yes
 Alarm Set to Maximum Yes
 Apnea Settings Verified Yes
 Tolerance & Complications Yes

Patient Tolerance of Vent Tolerating Well
 Action Taken HOB > 30 Degrees

Document 11/30/22 19:45 LE (Rec: 11/30/22 20:06 LE Desktop)
 Intubation
 Intubation
 Endotracheal Tube Insertion Site Tracheostomy Tube

Iyons, Kathleen A

Facility: Queen of the Valley Hospital **Location:** Q 1 Intensive Care Unit
 61 F 07/13/1961 **Med Rec Num:** MR01483046

Room-Bed: Q1007-A
Visit: QH0054940416

Interventions - Continued

EF/TRACH Tube Size (mm) 8
 Trach Tube Type Plastic (Shiley), Cuffed

Section 1

Equipment ID 840
 Equipment ID Number

Vent Checks

Red Outlet (QVH Only) Yes

Ventilator Settings

Vent Settings

Ventilator Support Mode VC+

Resp. Rate Setting (10-24 breaths/min) 16

Tidal Volume Setting (100-1000 ml) 400

FIO2 (%) 35

PEEP (3-10 cm H2O) 5

Assessments

Measured Patient Data

Pulse Oximetry (92-100 %) 98

Pulse Rate (60-100 beats/min) 66

Blood Pressure (90/60-120/80 mmHg) 78/46 L

End-Tidal CO2 (mmHg) 30

Respiratory Rate (12-20 breaths/min) 16

Exhaled Tidal Volume (ml) 395

Minute Ventilation (L/min) 6.3

PIP (cmH2O) 24

Vent Sensitivity 2

I-Time (seconds) 0.8

Query Text::Range: 0.002-0.50

I:E Ratio 1:3

Alarm Settings

Alarms Verified Yes

Alarm Set to Maximum Yes

Apnea Settings Verified Yes

Auscultation

Bilateral Bases Clear

Breath Sounds

Sputum

Sputum Amount Small

Iyons, Kathleen A

Facility: Queen of the Valley Hospital **Location:** Q 1 Intensive Care Unit
 61 F 07/13/1961 **Med Rec Num:** MR01483046

Room-Bed: QI007-A
Visit: QH0054940416

Interventions - Continued

Sputum Color	Cream
Tolerance & Complications	
Patient Tolerance of Vent	Tolerating Well
Document 11/30/22 23:48 LE (Rec: 12/01/22 01:04 LE Desktop)	
Intubation	
Intubation	
Endotracheal Tube Insertion Site	Tracheostomy Tube
ET/TRACH Tube Size (mm)	8
Trach Tube Type	Plastic (Shiley), Cuffed
Section 1	
Equipment ID	
Equipment ID Number	840
Vent Checks	
Red Outlet (QVH Only)	Yes
Ventilator Settings	
Vent Settings	
Ventilator Support Mode	VC+
Resp. Rate Setting (10-24 breaths/min)	16
Tidal Volume Setting (100-1000 ml)	400
FiO2 (%)	35
PEEP (3-10 cm H2O)	5
Assessments	
Measured Patient Data	
Pulse Oximetry (92-100 %)	96
Pulse Rate (60-100 beats/min)	73
Blood Pressure (90/60-120/80 mmHg)	68/40 L
End-Tidal CO2 (mmHg)	27
Respiratory Rate (12-20 breaths/min)	16
Exhaled Tidal Volume (ml)	397
Minute Ventilation (L/min)	6
PIP (cmH2O)	25
Vent Sensitivity	2
I-Time (seconds)	0.8
Query Text::Range: 0.002-0.50	
I:E Ratio	1:3
Alarm Settings	
Alarms Verified	Yes

Lyons, Kathleen A

Facility: Queen of the Valley Hospital **Location:** Q 1 Intensive Care Unit
 61 F 07/13/1961 **Med Rec Num:** MR01483046

Room-Bed: QI007-A
Visit: QH0054940416

Interventions - Continued

Alarm Set to Maximum	Yes
Apnea Settings Verified	Yes
Sputum	Small
Sputum Amount	Small
Tolerance & Complications	Tolerating Well
Patient Tolerance of Vent	
Document 12/01/22 03:40 LE (Rec: 12/01/22 03:41 LE Desktop)	
Intubation	
Intubation	
Endotracheal Tube Insertion Site	Tracheostomy Tube
ET/TRACH Tube Size (mm)	8
Trach Tube Type	Plastic (Shiley), Cuffed
Section 1	
Equipment ID	
Equipment ID Number	840
Vent Checks	Yes
Red Outlet (QVH Only)	
Ventilator Settings	
Vent Settings	
Ventilator Support Mode	VC+
Resp. Rate Setting (10-24 breaths/min)	16
Tidal Volume Setting (100-1000 ml)	400
FI02 (%)	35
PEEP (3-10 cm H2O)	5
Assessments	
Measured Patient Data	
Pulse Oximetry (92-100 %)	96
Pulse Rate (60-100 beats/min)	74
Blood Pressure (90/60-120/80 mmHg)	72/35 L
End-Tidal CO2 (mmHg)	30
Respiratory Rate (12-20 breaths/min)	16
Exhaled Tidal Volume (ml)	400
Minute Ventilation (L/min)	6.4
PIP (cmH2O)	21
Vent Sensitivity	2
I-Time (seconds)	0.8
Query Text: Range: 0.002-0.50	

Lyons Kathleen A

Facility: Queen of the Valley Hospital **Location:** Q 1 Intensive Care Unit
 61 F 07/13/1961 **Med Rec Num:** MR01483046

Room-Bed: QI007-A
Visit: QH0054940416

Interventions - Continued

I:E Ratio	1:3
Alarm Settings	
Alarms Verified	Yes
Alarm Set to Maximum	Yes
Apnea Settings Verified	Yes
Auscultation	
Bilateral Bases	
Breath Sounds	Clear
Sputum	
Sputum Amount	Small
Tolerance & Complications	
Patient Tolerance of Vent	
Document 12/01/22 07:56 ES (Rec: 12/01/22 08:15 ES Desktop)	Tolerating Well
Intubation	
Intubation	
Endotracheal Tube Insertion Site	Tracheostomy Tube
ET/TRACH Tube Size (mm)	8
Trach Tube Type	Plastic (Shiley), Cuffed
Section 1	
Equipment ID	
Equipment ID Number	840
Vent Checks	
Ventilator Checks	Ambu Bag/Mask at Bedside
Vent Usage Type	SUBVENT
Red Outlet (QVH Only)	Yes
Ventilator Settings	
Vent Settings	
Ventilator Support Mode	VC+
Resp. Rate Setting (10-24 breaths/min)	16
Tidal Volume Setting (100-1000 ml)	400
FIO2 (%)	30
PEEP (3-10 cm H2O)	5
Assessments	
Measured Patient Data	
Pulse Oximetry (92-100 %)	94
Pulse Rate (60-100 beats/min)	83
Blood Pressure (90/60-120/80 mmHg)	67/37 L

Lyons Kathleen A

Facility: Queen of the Valley Hospital **Location:** Q 1 Intensive Care Unit
 61 F 07/13/1961 **Med Rec Num:** MR01483046

Room-Bed: QI007-A
Visit: QH0054940416

Interventions - Continued

End-Tidal CO2 (mmHg)	33
Respiratory Rate (12-20 breaths/min)	16
Exhaled Tidal Volume (ml)	369
Minute Ventilation (L/min)	6
PIP (cmH2O)	26
MAP (cmH2O)	11
Vent Sensitivity	2
I-Time (seconds)	0.8
Query Text:Range : 0.002-0.50	
I:E Ratio	1:3.7
Alarm Settings	
Alarms Verified	Yes
Alarm Set to Maximum	Yes
Apnea Settings Verified	Yes
Auscultation	
Bilateral Bases	
Breath Sounds	Clear
Sputum	Small
Sputum Amount	Cream
Sputum Color	
Tolerance & Complications	Tolerating Well
Patient Tolerance of Vent	Airway Suctioned, Tube Checked for Leak
Action Taken	, HOB > 30 Degrees
Document 12/01/22 11:21 ES (Rec: 12/01/22 11:20 ES Desktop)	
Intubation	
Intubation	
Endotracheal Tube Insertion Site	Tracheostomy Tube
ET/TRACH Tube Size (mm)	8
Trach Tube Type	Plastic (Shiley), Cuffed
Section 1	
Equipment ID	840
Equipment ID Number	
Vent Checks	
Ventilator Checks	HME Changed, Ambu Bag/Mask at Bedside
Red Outlet (QVH Only)	Yes
Ventilator Settings	

Iyons, Kathleen A

Facility: Queen of the Valley Hospital **Location:** Q 1 Intensive Care Unit
 61 F 07/13/1961 **Med Rec Num:** MR01483046

Room-Bed: QI007-A
Visit: QH0054940416

Interventions - Continued

Vent Settings

Ventilator Support Mode	VC+
Resp. Rate Setting (10-24 breaths/min)	16
Tidal Volume Setting (100-1000 ml)	400
FI02 (%)	30
PEEP (3-10 cm H2O)	5

Assessments

Measured Patient Data

Pulse Oximetry (92-100 %)	92
Pulse Rate (60-100 beats/min)	88
Blood Pressure (90/60-120/80 mmHg)	63/28 L
End-Tidal CO2 (mmHg)	36
Respiratory Rate (12-20 breaths/min)	16
Exhaled Tidal Volume (ml)	365
Minute Ventilation (L/min)	6
PIP (cmH2O)	29
MAP (cmH2O)	9
Vent Sensitivity	2
I-Time (seconds)	0.8
Query Text:Range: 0.002-0.50	
I:E Ratio	1:2.9

Alarm Settings

Alarms Verified	Yes
Alarm Set to Maximum	Yes
Apnea Settings Verified	Yes

Auscultation

Throughout	
Breath Sounds	Clear

Sputum

Sputum Amount	Small
---------------	-------

Tolerance & Complications

Patient Tolerance of Vent	Tolerating Well
Action Taken	Airway Suctioned, Tube Checked for Leak , HOB > 30 Degrees

Document 12/01/22 15:06 ES (Rec: 12/01/22 15:14 ES Desktop)
 Intubation
 Intubation

Lyons, Kathleen A

Facility: Queen of the Valley Hospital **Location:** Q 1 Intensive Care Unit
 61 F 07/13/1961 **Med Rec Num:** MR01483046

Room-Bed: QI007-A
Visit: QH0054940416

Interventions - Continued

Endotracheal Tube Insertion Site	Tracheostomy Tube
ET/TRACH Tube Size (mm)	8
Trach Tube Type	Plastic (Shiley), Cuffed

Section 1

Equipment ID	840
Equipment ID Number	
Vent Checks	
Ventilator Checks	Ambu Bag/Mask at Bedside
Red Outlet (QVH Only)	Yes
Ventilator Settings	
Vent Settings	
Ventilator Support Mode	VC+
Resp. Rate Setting (10-24 breaths/min)	16
Tidal Volume Setting (100-1000 ml)	400
FI02 (%)	30
PEEP (3-10 cm H2O)	5

Assessments

Measured Patient Data	
Pulse Oximetry (92-100 %)	95
Pulse Rate (60-100 beats/min)	93
Blood Pressure (90/60-120/80 mmHg)	64/31 L
End-Tidal CO2 (mmHg)	38
Respiratory Rate (12-20 breaths/min)	18
Exhaled Tidal Volume (ml)	384
Minute Ventilation (L/min)	6
PIP (cmH2O)	23
MAP (cmH2O)	10
Vent Sensitivity	2
I-Time (seconds)	0.8
Query Text:Range: 0.002-0.50	
I:E Ratio	1:3.7
Alarm Settings	
Alarms Verified	Yes
Alarm Set to Maximum	Yes
Apnea Settings Verified	Yes
Auscultation	
Throughout	

Lyons, Kathleen A

Facility: Queen of the Valley Hospital **Location:** Q 1 Intensive Care Unit
 61 F 07/13/1961 **Med Rec Num:** MR01483046

Room-Bed: QI007-A
Visit: QH0054940416

Interventions - Continued

Breath Sounds

Clear

Sputum

Sputum Amount

Small

Sputum Color

Cream

Tolerance & Complications

Patient Tolerance of Vent

Tolerating Well

Action Taken

Airway Suctioned, Tube Checked for Leak
 , HOB > 30 Degrees

Document 12/01/22 19:10 SMF (Rec: 12/01/22 20:50 SMF Desktop)

Intubation

Intubation

Endotracheal Tube Insertion Site

Tracheostomy Tube

ET/TRACH Tube Size (mm)

8

Trach Tube Type

Plastic (Shiley), Cuffed

Section 1

Equipment ID

840

Equipment ID Number

Vent Checks

Ambu Bag/Mask at Bedside

Ventilator Checks

Yes

Red Outlet (QVH Only)

Ventilator Settings

Vent Settings

Ventilator Support Mode

VC+

Resp. Rate Setting (10-24 breaths/min)

16

Tidal Volume Setting (100-1000 ml)

400

FI02 (%)

30

PEEP (3-10 cm H2O)

5

Assessments

Measured Patient Data

Pulse Oximetry (92-100 %)

93

Pulse Rate (60-100 beats/min)

95

Blood Pressure (90/60-120/80 mmHg)

54/29 L

End-Tidal CO2 (mmHg)

40

Respiratory Rate (12-20 breaths/min)

16

Exhaled Tidal Volume (ml)

380

Minute Ventilation (L/min)

6.3

PIP (cmH2O)

22

Iyons, Kathleen A

Facility: Queen of the Valley Hospital **Location:** Q 1 Intensive Care Unit
 61 F 07/13/1961 **Med Rec Num:** MR01483046

Room-Bed: QI007-A
Visit: QH0054940416

Interventions - Continued

MAP (cmH2O)	9
Vent Sensitivity	2.0
I-Time (seconds)	0.90
Query Text:Range: 0.002-0.50	
I:E Ratio	1:3.2
Alarm Settings	
Alarms Verified	Yes
Alarm Set to Maximum	Yes
Apnea Settings Verified	Yes
Auscultation	
Throughout	
Breath Sounds	Clear
Sputum	
Sputum Amount	Small
Sputum Color	Cream
Tolerance & Complications	
Patient Tolerance of Vent	Tolerating Well
Action Taken	Airway Suctioned,HOB > 30 Degrees
Document 12/01/22 23:30 SMF (Rec: 12/02/22 00:10 SMF Desktop)	
Intubation	
Intubation	
Endotracheal Tube Insertion Site	Tracheostomy Tube
ETT/TRACH Tube Size (mm)	8
Trach Tube Type	Plastic (Shiley), Cuffed
Section 1	
Equipment ID	
Equipment ID Number	840
Vent Checks	
Ventilator Checks	Ambu Bag/Mask at Bedside
Red Outlet (QVH Only)	Yes
Ventilator Settings	
Vent Settings	
Ventilator Support Mode	VC+
Resp. Rate Setting (10-24 breaths/min)	16
Tidal Volume Setting (100-1000 ml)	400
FTO2 (%)	30
PEEP (3-10 cm H2O)	5

Lyons, Kathleen A

Facility: Queen of the Valley Hospital **Location:** Q 1 Intensive Care Unit **Room-Bed:** QI007-A
 61 F 07/13/1961 **Med Rec Num:** MR01483046 **Visit:** QH0054940416

Interventions - Continued

Assessments

Measured Patient Data

Pulse Oximetry (92-100 %)	93
Pulse Rate (60-100 beats/min)	95
Blood Pressure (90/60-120/80 mmHg)	54/25 L
End-Tidal CO2 (mmHg)	39
Respiratory Rate (12-20 breaths/min)	16
Exhaled Tidal Volume (ml)	396
Minute Ventilation (L/min)	6.4
PIP (cmH2O)	23
MAP (cmH2O)	9
Vent Sensitivity	2.0
I-Time (seconds)	0.90
Query Text::Range: 0.002-0.50	
I:E Ratio	1:3.2

Alarm Settings

Alarms Verified	Yes
Alarm Set to Maximum	Yes
Apnea Settings Verified	Yes

Auscultation

Throughout	Clear
Breath Sounds	

Tolerance & Complications

Patient Tolerance of Vent	Tolerating Well
Action Taken	Oral Care Done, HOB > 30 Degrees

Document 12/02/22 03:25 SMF (Rec: 12/02/22 04:12 SMF Desktop)

Intubation

Intubation	
Endotracheal Tube Insertion Site	Tracheostomy Tube
ET/TRACH Tube Size (mm)	8
Trach Tube Type	Plastic (Shiley), Cuffed

Section 1

Equipment ID	840	HME Changed, Ambu Bag/Mask at Bedside
Equipment ID Number		Yes
Vent Checks		
Ventilator Checks		
Red Outlet (QVH Only)		

Lyons Kathleen A

Facility: Queen of the Valley Hospital **Location:** Q 1 Intensive Care Unit
61 F 07/13/1961 **Med Rec Num:** MR01483046

Room-Bed: QI007-A
Visit: QH0054940416

Interventions - Continued

Ventilator Settings

Vent Settings

Ventilator Support Mode
Resp. Rate Setting (10-24 breaths/min) VC+
Tidal Volume Setting (100-1000 ml) 16
FIO2 (%) 400
PEEP (3-10 cm H2O) 30
5

Assessments

Measured Patient Data

Pulse Oximetry (92-100 %) 92
Pulse Rate (60-100 beats/min) 85
Blood Pressure (90/60-120/80 mmHg) 52/25 L
End-Tidal CO2 (mmHg) 39
Respiratory Rate (12-20 breaths/min) 16
Exhaled Tidal Volume (ml) 394
Minute Ventilation (L/min) 6.3
PIP (cmH2O) 23
MAP (cmH2O) 9
Vent Sensitivity 2.0
I-Time (seconds) 0.90
Query Text:Range: 0.002-0.50
I:E Ratio 1:3.2

Alarm Settings

Alarms Verified

Alarm Set to Maximum Yes
Apnea Settings Verified Yes
Tolerance & Complications Yes

Patient Tolerance of Vent Action Taken

Tolerating Well
HOB > 30 Degrees

Restraint (Non-Violent)

Freq: Q2HR

Start: 10/26/22 21:52
Status: Complete

Protocol:

Document 10/26/22 22:00 XD (Rec: 10/26/22 23:11 XD Desktop)
Non Violent Restraints
Restraint Intervention
Alternatives Attempted to Avoid Restraints
Pain/Comfort Measures,Bring Patient Closer to Nurses Station,Constant

Lyons, Kathleen A

Facility: Queen of the Valley Hospital
 61 F 07/13/1961
Location: Q 1 Intensive Care Unit
Med Rec Num: MR01483046

Room-Bed: QI007-A
Visit: QH0054940416

Interventions - Continued

Restraint Intervention	Observation, Concealed Tubing/Dressing, Fall Protocol, Diversional Activities, Reposition for Comfort, Discontinue Unnecessary Devices, Remove Trigger Stimuli
Application/Monitoring	Application
Restraint Type	Wrist, Left, Wrist, Right
Application/Monitoring Assessment	Disoriented, Disruption of Therapy
Restraint Mental Status	Confusion
Application/Monitoring Teaching	Frequent Reorientation
Correct Application Verified/Quick Release	Patient Unable/Doesn't Understand
Restraint Skin/Circulation Intact	Yes
Restraint Respiratory Status	Yes
Type of ROM	Even and Nonlabored
Restraint Nutrition/Hydration	Passive
Restraint Toileting	NPO
Restraint Still Required	Foley/Condom Catheter
Document 10/26/22 23:59 XD (Rec: 10/27/22 01:13 XD Desktop)	Yes
Non Violent Restraints	
Restraint Intervention	Pain/Comfort Measures, Bring Patient Closer to Nurses Station, Constant Observation, Concealed Tubing/Dressing, Fall Protocol, Diversional Activities, Reposition for Comfort, Discontinue Unnecessary Devices, Remove Trigger Stimuli
Alternatives Attempted to Avoid Restraints	Application
Restraint Intervention	Wrist, Left, Wrist, Right
Application/Monitoring	Disoriented, Disruption of Therapy
Restraint Type	Confusion
Application/Monitoring Assessment	Frequent Reorientation
Restraint Mental Status	Patient Unable/Doesn't Understand
Application/Monitoring Teaching	
Application/Monitoring Response	Yes
Correct Application Verified/Quick Release	

Iyons, Kathleen A

Facility: Queen of the Valley Hospital **Location:** Q 1 Intensive Care Unit
 61 F 07/13/1961 **Med Rec Num:** MR01483046

Room-Bed: QI007-A
Visit: QH0054940416

Interventions - Continued

Restraint Skin/Circulation Intact	Yes	
Restraint Respiratory Status	Even and Nonlabored	
Type of ROM	Passive	
Restraint Nutrition/Hydration	NPO	
Restraint Toileting	Foley/Condom Catheter	
Restraint Still Required	Yes	
Document 10/27/22 02:00 XD (Rec: 10/27/22 02:22 XD Desktop)		
Non Violent Restraints		
Restraint Intervention		
Alternatives Attempted to Avoid Restraints		
Restraint Intervention	Pain/Comfort Measures, Bring Patient Closer to Nurses Station, Constant Observation, Concealed Tubing/Dressing, Fall Protocol, Diversional Activities, Reposition for Comfort, Discontinue Unnecessary Devices, Remove Trigger Stimuli	
Application/Monitoring	Monitoring	
Restraint Type	Wrist, Left, Wrist, Right	
Application/Monitoring Assessment	Disoriented, Disruption of Therapy	
Restraint Mental Status	Confusion	
Application/Monitoring Teaching	Frequent Reorientation	
Application/Monitoring Response	Patient Unable/Doesn't Understand	
Correct Application Verified/Quick Release	Yes	
Restraint Skin/Circulation Intact	Yes	
Restraint Respiratory Status	Even and Nonlabored	
Type of ROM	Passive	
Restraint Nutrition/Hydration	NPO	
Restraint Toileting	Foley/Condom Catheter	
Restraint Still Required	Yes	
Document 10/27/22 04:00 XD (Rec: 10/27/22 04:30 XD Desktop)		
Non Violent Restraints		
Restraint Intervention		
Alternatives Attempted to Avoid Restraints		
Restraint Intervention	Pain/Comfort Measures, Bring Patient Closer to Nurses Station, Constant Observation, Concealed Tubing/Dressing, Fall Protocol, Diversional Activities,	

Lyons, Kathleen A

Facility: Queen of the Valley Hospital **Location:** Q 1 Intensive Care Unit
 61 F 07/13/1961 **Med Rec Num:** MR01483046

Room-Bed: QI007-A
Visit: QH0054940416

Interventions - Continued

Restraint Intervention Application/Monitoring	Reposition for Comfort, Discontinue Unnecessary Devices, Remove Trigger Stimuli Monitoring
Restraint Type Application/Monitoring Assessment Restraint Mental Status	Wrist, Left, Wrist, Right Disoriented, Disruption of Therapy Confusion
Application/Monitoring Teaching Application/Monitoring Response Correct Application Verified/Quick Release	Frequent Reorientation Patient Unable/Doesn't Understand Yes Yes
Restraint Skin/Circulation Intact Restraint Respiratory Status	Even and Nonlabored Passive NPO Foley/Condom Catheter Yes
Document 10/27/22 06:00 XD (Rec: 10/27/22 06:31 XD Desktop) Non Violent Restraints Restraint Intervention Alternatives Attempted to Avoid Restraints	Pain/Comfort Measures, Bring Patient Closer to Nurses Station, Constant Observation, Concealed Tubing/Dressing, Fall Protocol, Diversional Activities, Reposition for Comfort, Discontinue Unnecessary Devices, Remove Trigger Stimuli Monitoring
Restraint Intervention Application/Monitoring Restraint Type Application/Monitoring Assessment Restraint Mental Status Application/Monitoring Teaching Application/Monitoring Response Correct Application Verified/Quick Release Restraint Skin/Circulation Intact Restraint Respiratory Status	Wrist, Left, Wrist, Right Disoriented, Disruption of Therapy Confusion Frequent Reorientation Patient Unable/Doesn't Understand Yes Yes Even and Nonlabored

Lyons, Kathleen A

Facility: Queen of the Valley Hospital **Location:** Q 1 Intensive Care Unit
 61 F 07/13/1961 **Med Rec Num:** MR01483046

Room-Bed: QI007-A
Visit: QH0054940416

Interventions - Continued

Type of ROM	Passive
Restraint Nutrition/Hydration	NPO
Restraint Toileting	Foley/Condom Catheter
Restraint Still Required	Yes
Document 10/27/22 08:00 LH (Rec: 10/27/22 10:06 LH Desktop)	
Non Violent Restraints	
Restraint Intervention	
Alternatives Attempted to Avoid Restraints	Pain/Comfort Measures, Bring Patient Closer to Nurses Station, Constant Observation, Concealed Tubing/ Dressing, Fall Protocol, Diversional Activities, Reposition for Comfort, Discontinue Unnecessary Devices, Remove Trigger Stimuli
Restraint Intervention	Monitoring
Application/Monitoring	Wrist, Left, Wrist, Right
Restraint Type	Disoriented, Disruption of Therapy
Application/Monitoring Assessment	Confusion
Restraint Mental Status	Frequent Reorientation
Application/Monitoring Teaching	Patient Unable/Doesn't Understand
Correct Application Verified/Quick Release	Yes
Restraint Skin/Circulation Intact	Yes
Restraint Respiratory Status	Even and Nonlabored
Type of ROM	Passive
Restraint Nutrition/Hydration	NPO
Restraint Toileting	Foley/Condom Catheter
Restraint Still Required	Yes
Document 10/27/22 10:00 LH (Rec: 10/27/22 13:06 LH Desktop)	
Non Violent Restraints	
Restraint Intervention	
Alternatives Attempted to Avoid Restraints	Pain/Comfort Measures, Bring Patient Closer to Nurses Station, Constant Observation, Concealed Tubing/ Dressing, Fall Protocol, Diversional Activities, Reposition for Comfort, Discontinue Unnecessary Devices, Remove Trigger

Lyons, Kathleen A

Facility: Queen of the Valley Hospital **Location:** Q 1 Intensive Care Unit
 61 F 07/13/1961 **Med Rec Num:** MR01483046

Room-Bed: QI007-A
Visit: QH0054940416

Interventions - Continued

Restraint Intervention Application/Monitoring Restraint Type	Stimuli Monitoring
Application/Monitoring Assessment Restraint Mental Status	Wrist, Left, Wrist, Right Disoriented, Disruption of Therapy
Application/Monitoring Teaching Application/Monitoring Response	Confusion Frequent Reorientation
Correct Application Verified/Quick Release Restraint Skin/Circulation Intact	Patient Unable/Doesn't Understand Yes
Restraint Respiratory Status Type of ROM	Yes Even and Nonlabored Passive NPO
Restraint Nutrition/Hydration Restraint Toileting	Foley/Condom Catheter Yes
Restraint Still Required Document 10/27/22 12:00 LH (Rec: 10/27/22 13:06 LH Desktop)	
Non Violent Restraints Restraint Intervention Alternatives Attempted to Avoid Restraints	Pain/Comfort Measures, Bring Patient Closer to Nurses Station, Constant Observation, Concealed Tubing/Dressing, Fall Protocol, Diversional Activities, Reposition for Comfort, Discontinue Unnecessary Devices, Remove Trigger Stimuli Monitoring
Restraint Intervention Application/Monitoring Restraint Type	Wrist, Left, Wrist, Right Disoriented, Disruption of Therapy
Application/Monitoring Assessment Restraint Mental Status	Confusion
Application/Monitoring Teaching Application/Monitoring Response	Frequent Reorientation
Correct Application Verified/Quick Release Restraint Skin/Circulation Intact	Patient Unable/Doesn't Understand Yes
Restraint Respiratory Status Type of ROM	Yes Even and Nonlabored Passive NPO
Restraint Nutrition/Hydration	

Lyons, Kathleen A

Facility: Queen of the Valley Hospital **Location:** Q 1 Intensive Care Unit
 61 F 07/13/1961 **Med Rec Num:** MR01483046

Room-Bed: QI007-A
Visit: QH0054940416

Interventions - Continued

Restraint Toileting
 Restraint Still Required
 Document 10/27/22 14:00 LH (Rec: 10/27/22 15:32 LH Desktop)
 Non Violent Restraints
 Restraint Intervention
 Alternatives Attempted to Avoid Restraints

Foley/Condom Catheter
 Yes
 Pain/Comfort Measures, Bring Patient Closer to Nurses Station, Constant Observation, Concealed Tubing/Dressing, Fall Protocol, Diversional Activities, Reposition for Comfort, Discontinue Unnecessary Devices, Remove Trigger Stimuli
 Monitoring
 Wrist, Left, Wrist, Right
 Disoriented, Disruption of Therapy
 Confusion
 Frequent Reorientation
 Patient Unable/Doesn't Understand
 Yes
 Yes
 Even and Nonlabored
 Passive
 NPO
 Foley/Condom Catheter
 Yes

Restraint Intervention
 Application/Monitoring
 Restraint Type

Application/Monitoring Assessment
 Restraint Mental Status
 Application/Monitoring Teaching
 Application/Monitoring Response
 Correct Application Verified/Quick Release
 Restraint Skin/Circulation Intact
 Restraint Respiratory Status
 Type of ROM
 Restraint Nutrition/Hydration
 Restraint Toileting
 Restraint Still Required
 Document 10/27/22 16:00 LH (Rec: 10/27/22 16:33 LH Desktop)
 Non Violent Restraints
 Restraint Intervention
 Alternatives Attempted to Avoid Restraints

Pain/Comfort Measures, Bring Patient Closer to Nurses Station, Constant Observation, Concealed Tubing/Dressing, Fall Protocol, Diversional Activities, Reposition for Comfort, Discontinue Unnecessary Devices, Remove Trigger Stimuli
 Monitoring
 Restraint Intervention

Lyons, Kathleen A

Facility: Queen of the Valley Hospital **Location:** Q 1 Intensive Care Unit
 61 F 07/13/1961 **Med Rec Num:** MR01483046

Room-Bed: QI007-A
Visit: QH0054940416

Interventions - Continued

Application/Monitoring	
Restraint Type	Wrist, Left, Wrist, Right
Application/Monitoring Assessment	Disoriented, Disruption of Therapy
Restraint Mental Status	Confusion
Application/Monitoring Teaching	Frequent Reorientation
Application/Monitoring Response	Patient Unable/Doesn't Understand
Correct Application Verified/Quick Release	Yes
Restraint Skin/Circulation Intact	Yes
Restraint Respiratory Status	Even and Nonlabored
Type of ROM	Passive
Restraint Nutrition/Hydration	NPO
Restraint Toileting	Foley/Condom Catheter
Restraint Still Required	Yes
Document 10/27/22 18:00 LH (Rec: 10/27/22 18:15 LH Desktop)	
Non Violent Restraints	
Restraint Intervention	
Alternatives Attempted to Avoid Restraints	Pain/Comfort Measures, Bring Patient Closer to Nurses Station, Constant Observation, Concealed Tubing/Dressing, Fall Protocol, Diversional Activities, Reposition for Comfort, Discontinue Unnecessary Devices, Remove Trigger Stimuli
Restraint Intervention	Monitoring
Application/Monitoring	Wrist, Left, Wrist, Right
Restraint Type	Disoriented, Disruption of Therapy
Application/Monitoring Assessment	Confusion
Restraint Mental Status	Frequent Reorientation
Application/Monitoring Teaching	Patient Unable/Doesn't Understand
Application/Monitoring Response	Yes
Correct Application Verified/Quick Release	Yes
Restraint Skin/Circulation Intact	Even and Nonlabored
Restraint Respiratory Status	Passive
Type of ROM	NPO
Restraint Nutrition/Hydration	Foley/Condom Catheter
Restraint Toileting	Yes
Restraint Still Required	Yes

Lyons, Kathleen A

Facility: Queen of the Valley Hospital **Location:** Q 1 Intensive Care Unit
 61 F 07/13/1961 **Med Rec Num:** MR01483046

Room-Bed: QI007-A
Visit: QH0054940416

Interventions - Continued

Document 10/27/22 20:00 JAB (Rec: 10/27/22 22:39 JAB Desktop)
 Non Violent Restraints

Restraint Intervention
 Alternatives Attempted to Avoid Restraints

Pain/Comfort Measures, Bring Patient Closer to Nurses Station, Constant Observation, Concealed Tubing/Dressing, Fall Protocol, Diversional Activities, Reposition for Comfort, Discontinue Unnecessary Devices, Remove Trigger Stimuli
 Monitoring

Restraint Intervention
 Application/Monitoring
 Restraint Type

Application/Monitoring Assessment
 Restraint Mental Status

Application/Monitoring Teaching
 Application/Monitoring Response
 Correct Application Verified/Quick Release

Restraint Skin/Circulation Intact
 Restraint Respiratory Status

Type of ROM
 Restraint Nutrition/Hydration

Restraint Toileting
 Restraint Still Required

Document 10/27/22 22:00 JAB (Rec: 10/27/22 22:39 JAB Desktop)
 Non Violent Restraints

Restraint Intervention
 Alternatives Attempted to Avoid Restraints

Pain/Comfort Measures, Bring Patient Closer to Nurses Station, Constant Observation, Concealed Tubing/Dressing, Fall Protocol, Diversional Activities, Reposition for Comfort, Discontinue Unnecessary Devices, Remove Trigger Stimuli
 Monitoring

Restraint Intervention
 Application/Monitoring
 Restraint Type

Wrist, Left, Wrist, Right

Lyons, Kathleen A

Facility: Queen of the Valley Hospital **Location:** Q 1 Intensive Care Unit
 61 F 07/13/1961 **Med Rec Num:** MR01483046

Room-Bed: QI007-A
Visit: QH0054940416

Interventions - Continued

Application/Monitoring Assessment	Disoriented, Disruption of Therapy
Restraint Mental Status	Confusion
Application/Monitoring Teaching	Frequent Reorientation
Correct Application/Monitoring Response	Patient Unable/Doesn't Understand
Restraint Skin/Circulation Intact	Yes
Restraint Respiratory Status	Yes
Type of ROM	Even and Nonlabored
Restraint Nutrition/Hydration	Passive
Restraint Toileting	NPO
Restraint Still Required	Foley/Condom Catheter
Document 10/27/22 23:59 JAB (Rec: 10/28/22 00:48 JAB Desktop)	Yes

Non Violent Restraints

Restraint Intervention
 Alternatives Attempted to Avoid Restraints

Restraint Intervention	Pain/Comfort Measures, Bring Patient Closer to Nurses Station, Constant Observation, Concealed Tubing/Dressing, Fall Protocol, Diversional Activities, Reposition for Comfort, Discontinue Unnecessary Devices, Remove Trigger Stimuli
Application/Monitoring	Monitoring
Restraint Type	Wrist, Left, Wrist, Right
Application/Monitoring Assessment	Disoriented, Disruption of Therapy
Restraint Mental Status	Confusion
Application/Monitoring Teaching	Frequent Reorientation
Correct Application/Monitoring Response	Patient Unable/Doesn't Understand
Restraint Skin/Circulation Intact	Yes
Restraint Respiratory Status	Yes
Type of ROM	Even and Nonlabored
Restraint Nutrition/Hydration	Passive
Restraint Toileting	NPO
Restraint Still Required	Foley/Condom Catheter
Document 10/28/22 02:00 JAB (Rec: 10/28/22 02:47 JAB Desktop)	Yes

Non Violent Restraints

Lyons, Kathleen A

Facility: Queen of the Valley Hospital **Location:** Q 1 Intensive Care Unit
 61 F 07/13/1961 **Med Rec Num:** MR01483046

Room-Bed: QI007-A
Visit: QH0054940416

Interventions - Continued

Restraint Intervention	Alternatives Attempted to Avoid Restraints	
Restraint Intervention		Pain/Comfort Measures, Bring Patient Closer to Nurses Station, Constant Observation, Concealed Tubing/Dressing, Fall Protocol, Diversional Activities, Reposition for Comfort, Discontinue Unnecessary Devices, Remove Trigger Stimuli
Application/Monitoring		Monitoring
Restraint Type		Wrist, Left, Wrist, Right
Application/Monitoring Assessment		Disoriented, Disruption of Therapy
Restraint Mental Status		Confusion
Application/Monitoring Teaching		Frequent Reorientation
Correct Application Verified/Quick Release		Patient Unable/Doesn't Understand
Restraint Skin/Circulation Intact		Yes
Restraint Respiratory Status		Yes
Type of ROM		Even and Nonlabored
Restraint Nutrition/Hydration		Passive
Restraint Toileting		NPO
Restraint Still Required		Foley/Condom Catheter
Document 10/28/22 04:00 JAB (Rec: 10/28/22 05:31 JAB Desktop)		Yes
Non Violent Restraints		
Restraint Intervention		
Alternatives Attempted to Avoid Restraints		Pain/Comfort Measures, Bring Patient Closer to Nurses Station, Constant Observation, Concealed Tubing/Dressing, Fall Protocol, Diversional Activities, Reposition for Comfort, Discontinue Unnecessary Devices, Remove Trigger Stimuli
Restraint Intervention		Monitoring
Application/Monitoring		Wrist, Left, Wrist, Right
Restraint Type		Disoriented, Disruption of Therapy
Application/Monitoring Assessment		Confusion
Restraint Mental Status		

Lyons, Kathleen A

Facility: Queen of the Valley Hospital **Location:** Q 1 Intensive Care Unit
 61 F 07/13/1961 **Med Rec Num:** MR01483046

Room-Bed: QI007-A
Visit: QH0054940416

Interventions - Continued

Application/Monitoring Teaching	Frequent Reorientation
Application/Monitoring Response	Patient Unable/Doesn't Understand
Correct Application Verified/Quick Release	Yes
Restraint Skin/Circulation Intact	Yes
Restraint Respiratory Status	Even and Nonlabored
Type of ROM	Passive
Restraint Nutrition/Hydration	NPO
Restraint Toileting	Foley/Condom Catheter
Restraint Still Required	Yes
Document 10/28/22 06:00 JAB (Rec: 10/28/22 06:37 JAB Desktop)	
Non Violent Restraints	Pain/Comfort Measures, Bring Patient Closer to Nurses Station, Constant Observation, Concealed Tubing/Dressing, Fall Protocol, Diversional Activities, Reposition for Comfort, Discontinue Unnecessary Devices, Remove Trigger Stimuli
Restraint Intervention	Monitoring
Alternatives Attempted to Avoid Restraints	
Application/Monitoring	Wrist, Left, Wrist, Right
Restraint Type	Disoriented, Disruption of Therapy
Application/Monitoring Assessment	Confusion
Restraint Mental Status	Frequent Reorientation
Application/Monitoring Teaching	Patient Unable/Doesn't Understand
Application/Monitoring Response	Yes
Correct Application Verified/Quick Release	Yes
Restraint Skin/Circulation Intact	Even and Nonlabored
Restraint Respiratory Status	Passive
Type of ROM	NPO
Restraint Nutrition/Hydration	Foley/Condom Catheter
Restraint Toileting	Yes
Restraint Still Required	
Document 10/28/22 08:00 GH (Rec: 10/28/22 08:04 GH Other)	
Non Violent Restraints	Pain/Comfort Measures, Bring Patient
Restraint Intervention	
Alternatives Attempted to Avoid Restraints	

Lyons, Kathleen A

Facility: Queen of the Valley Hospital **Location:** Q 1 Intensive Care Unit
 61 F 07/13/1961 **Med Rec Num:** MR01483046

Room-Bed: QI007-A
Visit: QH0054940416

Interventions - Continued

Restraint Intervention Application/Monitoring Restraint Type					Closer to Nurses Station, Constant Observation, Concealed Tubing/Dressing, Fall Protocol, Diversional Activities, Reposition for Comfort, Discontinue Unnecessary Devices, Remove Trigger Stimuli Monitoring
Restraint Intervention Application/Monitoring Restraint Type					Wrist, Left, Wrist, Right Disoriented, Disruption of Therapy Confusion Frequent Reorientation, Remind Not to Disrupt Care/Treatment, Remind to Be Safe Patient Unable/Doesn't Understand Yes Yes Even and Nonlabored Passive NPO Foley/Condom Catheter, Peri Care Rendered Yes
Application/Monitoring Response Correct Application Verified/Quick Release Restraint Skin/Circulation Intact Restraint Respiratory Status Type of ROM Restraint Nutrition/Hydration Restraint Toileting					
Restraint Still Required Document 10/28/22 10:00 GH (Rec: 10/28/22 10:03 GH Other) Non Violent Restraints Restraint Intervention Alternatives Attempted to Avoid Restraints					Pain/Comfort Measures, Bring Patient Closer to Nurses Station, Constant Observation, Concealed Tubing/Dressing, Fall Protocol, Diversional Activities, Reposition for Comfort, Discontinue Unnecessary Devices, Remove Trigger Stimuli Monitoring
Restraint Intervention Application/Monitoring Restraint Type Application/Monitoring Assessment					Wrist, Left, Wrist, Right Disoriented, Disruption of Therapy

Lyons, Kathleen A

Facility: Queen of the Valley Hospital **Location:** Q 1 Intensive Care Unit
 61 F 07/13/1961 **Med Rec Num:** MR01483046

Room-Bed: QI007-A
Visit: QH0054940416

Interventions - Continued

Restraint Mental Status	Confusion
Application/Monitoring Teaching	Frequent Reorientation, Remind Not to Disrupt Care/Treatment, Reminder to Be Safe
Application/Monitoring Response	Patient Unable/Doesn't Understand
Correct Application Verified/Quick Release	Yes
Restraint Skin/Circulation Intact	Yes
Restraint Respiratory Status	Even and Nonlabored
Type of ROM	Passive
Restraint Nutrition/Hydration	NPO
Restraint Toileting	Foley/Condom Catheter, Peri Care Rendered
Restraint Still Required	Yes
Document 10/28/22 12:00 GH (Rec: 10/28/22 13:04 GH Other)	
Non Violent Restraints	
Restraint Intervention	
Alternatives Attempted to Avoid Restraints	Pain/Comfort Measures, Bring Patient Closer to Nurses Station, Constant Observation, Concealed Tubing/Dressing, Fall Protocol, Diversional Activities, Reposition for Comfort, Discontinue Unnecessary Devices, Remove Trigger Stimuli
Restraint Intervention	Monitoring
Application/Monitoring	Wrist, Left, Wrist, Right
Restraint Type	Disoriented, Disruption of Therapy
Application/Monitoring Assessment	Confusion
Restraint Mental Status	Frequent Reorientation, Remind Not to Disrupt Care/Treatment, Reminder to Be Safe
Application/Monitoring Teaching	Patient Unable/Doesn't Understand
Application/Monitoring Response	Yes
Correct Application Verified/Quick Release	Yes
Restraint Skin/Circulation Intact	Even and Nonlabored
Restraint Respiratory Status	Passive
Type of ROM	NPO
Restraint Nutrition/Hydration	

Lyons, Kathleen A

Facility: Queen of the Valley Hospital **Location:** Q 1 Intensive Care Unit
 61 F 07/13/1961 **Med Rec Num:** MR01483046

Room-Bed: QI007-A
Visit: QH0054940416

Interventions - Continued

Restraint Toileting

Foley/Condom Catheter, Peri Care

Restraint Still Required

Rendered

Document 10/28/22 14:00 GH

(Rec: 10/28/22 14:19 GH Other)

Yes

Non Violent Restraints

Restraint Intervention

Alternatives Attempted to Avoid Restraints

Pain/Comfort Measures, Bring Patient Closer to Nurses Station, Constant Observation, Concealed Tubing/Dressing, Fall Protocol, Diversional Activities, Reposition for Comfort, Discontinue Unnecessary Devices, Remove Trigger Stimuli

Monitoring

Wrist, Left, Wrist, Right

Disoriented, Disruption of Therapy

Confusion

Frequent Reorientation, Remind Not to Disrupt Care/Treatment, Reminder to Be Safe

Monitoring

Wrist, Left, Wrist, Right

Disoriented, Disruption of Therapy

Confusion

Frequent Reorientation, Remind Not to Disrupt Care/Treatment, Reminder to Be Safe

Monitoring

Wrist, Left, Wrist, Right

Disoriented, Disruption of Therapy

Confusion

Frequent Reorientation, Remind Not to Disrupt Care/Treatment, Reminder to Be Safe

Monitoring

Wrist, Left, Wrist, Right

Disoriented, Disruption of Therapy

Confusion

Frequent Reorientation, Remind Not to Disrupt Care/Treatment, Reminder to Be Safe

Monitoring

Wrist, Left, Wrist, Right

Disoriented, Disruption of Therapy

Confusion

Frequent Reorientation, Remind Not to Disrupt Care/Treatment, Reminder to Be Safe

Monitoring

Wrist, Left, Wrist, Right

Disoriented, Disruption of Therapy

Confusion

Frequent Reorientation, Remind Not to Disrupt Care/Treatment, Reminder to Be Safe

Monitoring

Wrist, Left, Wrist, Right

Disoriented, Disruption of Therapy

Confusion

Frequent Reorientation, Remind Not to Disrupt Care/Treatment, Reminder to Be Safe

Monitoring

Wrist, Left, Wrist, Right

Disoriented, Disruption of Therapy

Confusion

Yes

Lyons, Kathleen A

Facility: Queen of the Valley Hospital **Location:** Q 1 Intensive Care Unit
 61 F 07/13/1961 **Med Rec Num:** MR01483046

Room-Bed: QI007-A
Visit: QH0054940416

Interventions - Continued

Restraint Intervention Application/Monitoring Restraint Type Application/Monitoring Assessment Restraint Mental Status Application/Monitoring Teaching	Reposition for Comfort, Discontinue Unnecessary Devices, Remove Trigger Stimuli Monitoring Wrist, Left, Wrist, Right Disoriented, Disruption of Therapy Confusion Frequent Reorientation, Remind Not to Disrupt Care/Treatment, Reminder to Be Safe Patient Unable/Doesn't Understand Yes Yes Even and Nonlabored Passive NPO Foley/Condom Catheter, Peri Care Rendered Yes
Application/Monitoring Response Correct Application Verified/Quick Release Restraint Skin/Circulation Intact Restraint Respiratory Status Type of ROM Restraint Nutrition/Hydration Restraint Toileting Restraint Still Required Document 10/28/22 18:00 GH (Rec: 10/28/22 18:38 GH Other) Non Violent Restraints Restraint Intervention Alternatives Attempted to Avoid Restraints	Pain/Comfort Measures, Bring Patient Closer to Nurses Station, Constant Observation, Concealed Tubing/Dressing, Fall Protocol, Diversional Activities, Reposition for Comfort, Discontinue Unnecessary Devices, Remove Trigger Stimuli Monitoring Wrist, Left, Wrist, Right Disoriented, Disruption of Therapy Confusion Frequent Reorientation, Remind Not to Disrupt Care/Treatment, Reminder to Be
Restraint Intervention Application/Monitoring Restraint Type Application/Monitoring Assessment Restraint Mental Status Application/Monitoring Teaching	

Lyons, Kathleen A

Facility: Queen of the Valley Hospital **Location:** Q 1 Intensive Care Unit
 61 F 07/13/1961 **Med Rec Num:** MR01483046

Room-Bed: QI007-A
Visit: QH0054940416

Interventions - Continued

Application/Monitoring Response Correct Application Verified/Quick Release	Safe
Restraint Skin/Circulation Intact	Patient Unable/Doesn't Understand
Restraint Respiratory Status	Yes
Type of ROM	Yes
Restraint Nutrition/Hydration	Even and Nonlabored
Restraint Toileting	Passive
	NPO
	Foley/Condom Catheter, Peri Care
	Rendered
	Yes
Restraint Still Required	Pain/Comfort Measures, Bring Patient Closer to Nurses Station, Constant Observation, Concealed Tubing/Dressing, Fall Protocol, Diversional Activities, Reposition for Comfort, Discontinue Unnecessary Devices, Remove Trigger Stimuli
Document 10/28/22 20:00 ML (Rec: 10/28/22 20:39 ML Desktop)	Monitoring
Non Violent Restraints	Wrist, Left, Wrist, Right
Restraint Intervention	Disoriented, Disruption of Therapy
Alternatives Attempted to Avoid Restraints	Confusion
	Frequent Reorientation, Remind Not to Disrupt Care/Treatment, Reminder to Be Safe
	Patient Unable/Doesn't Understand
	Yes
	Yes
	Even and Nonlabored
	Passive
	NPO
	Foley/Condom Catheter, Peri Care
	Rendered
	Yes
Application/Monitoring Response Correct Application Verified/Quick Release	
Restraint Skin/Circulation Intact	
Restraint Respiratory Status	
Type of ROM	
Restraint Nutrition/Hydration	
Restraint Toileting	
Restraint Still Required	

Lyons, Kathleen A

Facility: Queen of the Valley Hospital **Location:** Q 1 Intensive Care Unit
 61 F 07/13/1961 **Med Rec Num:** MR01483046

Room-Bed: QI007-A
Visit: QH0054940416

Interventions - Continued

Document 10/28/22 22:00 ML (Rec: 10/28/22 22:19 ML Desktop)
 Non Violent Restraints

Restraint Intervention
 Alternatives Attempted to Avoid Restraints

Pain/Comfort Measures, Bring Patient Closer to Nurses Station, Constant Observation, Concealed Tubing/Dressing, Fall Protocol, Diversional Activities, Reposition for Comfort, Discontinue Unnecessary Devices, Remove Trigger Stimuli
 Monitoring
 Wrist, Left, Wrist, Right Disoriented, Disruption of Therapy
 Confusion
 Frequent Reorientation, Remind Not to Disrupt Care/Treatment, Reminder to Be Safe
 Patient Unable/Doesn't Understand
 Yes
 Yes
 Even and Nonlabored
 Passive
 NPO
 Foley/Condom Catheter, Peri Care Rendered
 Yes

Restraint Intervention
 Application/Monitoring
 Restraint Type
 Application/Monitoring Assessment
 Restraint Mental Status
 Application/Monitoring Teaching
 Application/Monitoring Response
 Correct Application Verified/Quick Release
 Restraint Skin/Circulation Intact
 Restraint Respiratory Status
 Type of ROM
 Restraint Nutrition/Hydration
 Restraint Toileting

Restraint Still Required
 Document 10/28/22 23:59 ML (Rec: 10/29/22 00:31 ML Desktop)
 Non Violent Restraints
 Restraint Intervention
 Alternatives Attempted to Avoid Restraints

Pain/Comfort Measures, Bring Patient Closer to Nurses Station, Constant Observation, Concealed Tubing/Dressing, Fall Protocol, Diversional Activities, Reposition for Comfort, Discontinue Unnecessary Devices, Remove Trigger Stimuli

Lyons, Kathleen A

Facility: Queen of the Valley Hospital **Location:** Q 1 Intensive Care Unit
 61 F 07/13/1961 **Med Rec Num:** MR01483046

Room-Bed: QI007-A
Visit: QH0054940416

Interventions - Continued

Restraint Intervention	Monitoring
Application/Monitoring	Wrist, Left, Wrist, Right
Restraint Type	Disoriented, Disruption of Therapy
Application/Monitoring Assessment	Confusion
Restraint Mental Status	Frequent Reorientation, Remind Not to
Application/Monitoring Teaching	Disrupt Care/Treatment, Reminder to Be
	Safe
Application/Monitoring Response	Patient Unable/Doesn't Understand
Correct Application Verified/Quick Release	Yes
	Yes
	Even and Nonlabored
	Passive
	NPO
	Foley/Condom Catheter, Peri Care
	Rendered
	Yes
Restraint Still Required	
Document 10/29/22 02:00 ML (Rec: 10/29/22 02:31 ML Desktop)	
Non Violent Restraints	
Restraint Intervention	
Alternatives Attempted to Avoid Restraints	Pain/Comfort Measures, Bring Patient
	Closer to Nurses Station, Constant
	Observation, Concealed Tubing/Dressing,
	Fall Protocol, Diversional Activities,
	Reposition for Comfort, Discontinue
	Unnecessary Devices, Remove Trigger
	Stimuli
	Monitoring
Restraint Intervention	
Application/Monitoring	Wrist, Left, Wrist, Right
Restraint Type	Disoriented, Disruption of Therapy
Application/Monitoring Assessment	Confusion
Restraint Mental Status	Frequent Reorientation, Remind Not to
Application/Monitoring Teaching	Disrupt Care/Treatment, Reminder to Be
	Safe
Application/Monitoring Response	Patient Unable/Doesn't Understand
Correct Application Verified/Quick Release	Yes

Lyons, Kathleen A

Facility: Queen of the Valley Hospital **Location:** Q 1 Intensive Care Unit
 61 F 07/13/1961 **Med Rec Num:** MR01483046

Room-Bed: QI007-A
Visit: QH0054940416

Interventions - Continued

Restraint Skin/Circulation Intact	Yes
Restraint Respiratory Status	Even and Nonlabored
Type of ROM	Passive
Restraint Nutrition/Hydration	NPO
Restraint Toileting	Foley/Condom Catheter, Peri Care
Restraint Still Required	Rendered
Document 10/29/22 04:00 ML (Rec: 10/29/22 04:55 ML Desktop)	Yes
Non Violent Restraints	
Restraint Intervention	
Alternatives Attempted to Avoid Restraints	
Restraint Intervention	Pain/Comfort Measures, Bring Patient Closer to Nurses Station, Constant Observation, Concealed Tubing/Dressing, Fall Protocol, Diversional Activities, Reposition for Comfort, Discontinue Unnecessary Devices, Remove Trigger Stimuli
Application/Monitoring	Monitoring
Restraint Type	Wrist, Left, Wrist, Right
Application/Monitoring Assessment	Disoriented, Disruption of Therapy
Restraint Mental Status	Confusion
Application/Monitoring Teaching	Frequent Reorientation, Remind Not to Disrupt Care/Treatment, Reminder to Be Safe
Application/Monitoring Response	Patient Unable/Doesn't Understand
Correct Application Verified/Quick Release	Yes
Restraint Skin/Circulation Intact	Yes
Restraint Respiratory Status	Even and Nonlabored
Type of ROM	Passive
Restraint Nutrition/Hydration	NPO
Restraint Toileting	Foley/Condom Catheter, Peri Care
Restraint Still Required	Rendered
Document 10/29/22 06:00 ML (Rec: 10/29/22 06:19 ML Desktop)	Yes
Non Violent Restraints	
Restraint Intervention	

Lyons, Kathleen A

Facility: Queen of the Valley Hospital **Location:** Q 1 Intensive Care Unit
 61 F 07/13/1961 **Med Rec Num:** MR01483046

Room-Bed: QI007-A
Visit: QH0054940416

Interventions - Continued

Alternatives Attempted to Avoid Restraints

Restraint Intervention Application/Monitoring Restraint Type	Pain/Comfort Measures, Bring Patient Closer to Nurses Station, Constant Observation, Concealed Tubing/Dressing, Fall Protocol, Diversional Activities, Reposition for Comfort, Discontinue Unnecessary Devices, Remove Trigger Stimuli Monitoring Wrist, Left, Wrist, Right
Application/Monitoring Assessment Restraint Mental Status Application/Monitoring Teaching	Confusion Frequent Reorientation, Remind Not to Disrupt Care/Treatment, Reminder to Be Safe Patient Unable/Doesn't Understand Yes Yes Even and Nonlabored Passive NPO Foley/Condom Catheter, Peri Care Rendered Yes
Application/Monitoring Response / Correct Application Verified/Quick Release Restraint Skin/Circulation Intact Restraint Respiratory Status Type of ROM Restraint Nutrition/Hydration Restraint Toileting	Yes Yes Even and Nonlabored Passive NPO Foley/Condom Catheter, Peri Care Rendered Yes
Document 10/29/22 08:00 LH (Rec: 10/29/22 08:42 LH Desktop) Non Violent Restraints Restraint Intervention Alternatives Attempted to Avoid Restraints	Pain/Comfort Measures, Bring Patient Closer to Nurses Station, Constant Observation, Concealed Tubing/Dressing, Fall Protocol, Diversional Activities, Reposition for Comfort, Discontinue Unnecessary Devices, Remove Trigger Stimuli Monitoring Wrist, Left, Wrist, Right
Restraint Intervention Application/Monitoring Restraint Type	Wrist, Left, Wrist, Right

Lyons, Kathleen A

Facility: Queen of the Valley Hospital **Location:** Q 1 Intensive Care Unit
 61 F 07/13/1961 **Med Rec Num:** MR01483046

Room-Bed: QI007-A
Visit: QH0054940416

Interventions - Continued

Application/Monitoring Assessment	Disoriented, Disruption of Therapy
Restraint Mental Status	Confusion
Application/Monitoring Teaching	Frequent Reorientation, Remind Not to Disrupt Care//Treatment, Reminder to Be Safe
Application/Monitoring Response	Patient Unable/Doesn't Understand
Correct Application Verified/Quick Release	Yes
Restraint Skin/Circulation Intact	Yes
Restraint Respiratory Status	Even and Nonlabored
Type of ROM	Passive
Restraint Nutrition/Hydration	NPO
Restraint Toileting	Foley/Condom Catheter, Peri Care Rendered
Restraint Still Required	Yes
Document 10/29/22 10:00 LH (Rec: 10/29/22 11:39 LH Desktop)	
Non Violent Restraints	
Restraint Intervention	Pain/Comfort Measures, Bring Patient Closer to Nurses Station, Constant Observation, Concealed Tubing//Dressing, Fall Protocol, Diversional Activities, Reposition for Comfort, Discontinue Unnecessary Devices, Remove Trigger Stimuli
Alternatives Attempted to Avoid Restraints	Monitoring
Restraint Intervention	Wrist, Left, Wrist, Right
Application/Monitoring	Disoriented, Disruption of Therapy
Restraint Type	Confusion
Application/Monitoring Assessment	Frequent Reorientation, Remind Not to Disrupt Care//Treatment, Reminder to Be Safe
Restraint Mental Status	Patient Unable/Doesn't Understand
Application/Monitoring Teaching	Yes
Application/Monitoring Response	Yes
Correct Application Verified/Quick Release	Even and Nonlabored
Restraint Skin/Circulation Intact	Passive
Restraint Respiratory Status	
Type of ROM	

Lyons, Kathleen A

Facility: Queen of the Valley Hospital **Location:** Q 1 Intensive Care Unit
 61 F 07/13/1961 **Med Rec Num:** MR01483046

Room-Bed: QI007-A
Visit: QH0054940416

Interventions - Continued

Restraint Nutrition/Hydration
 Restraint Toileting

NPO
 Foley/Condom Catheter, Peri Care
 Rendered
 Yes

Restraint Still Required
 Document 10/29/22 12:00 LH (Rec: 10/29/22 12:44 LH Desktop)
 Non Violent Restraints
 Restraint Intervention
 Alternatives Attempted to Avoid Restraints

Pain/Comfort Measures, Bring Patient Closer to Nurses Station, Constant Observation, Concealed Tubing/ Dressing, Fall Protocol, Diversional Activities, Reposition for Comfort, Discontinue Unnecessary Devices, Remove Trigger Stimuli
 Monitoring

Restraint Intervention
 Application/Monitoring
 Restraint Type
 Application/Monitoring Assessment
 Restraint Mental Status
 Application/Monitoring Teaching

Application/Monitoring Response
 Correct Application Verified/Quick Release
 Restraint Skin/Circulation Intact
 Restraint Respiratory Status
 Type of ROM
 Restraint Nutrition/Hydration
 Restraint Toileting

Wrist, Left, Wrist, Right
 Disoriented, Disruption of Therapy
 Confusion
 Frequent Reorientation, Remind Not to Disrupt Care/Treatment, Reminder to Be Safe
 Patient Unable/Doesn't Understand
 Yes
 Yes
 Even and Nonlabored
 Passive
 NPO
 Foley/Condom Catheter, Peri Care
 Rendered
 Yes

Restraint Still Required
 Document 10/29/22 14:00 LH (Rec: 10/29/22 15:02 LH Desktop)
 Non Violent Restraints
 Restraint Intervention
 Alternatives Attempted to Avoid Restraints

Pain/Comfort Measures, Bring Patient Closer to Nurses Station, Constant Observation, Concealed Tubing/ Dressing,

Lyons, Kathleen A

Facility: Queen of the Valley Hospital **Location:** Q 1 Intensive Care Unit
 61 F 07/13/1961 **Med Rec Num:** MR01483046

Room-Bed: QI007-A
Visit: QH0054940416

Interventions - Continued

Restraint Intervention Application/Monitoring Restraint Type Application/Monitoring Assessment Restraint Mental Status Application/Monitoring Teaching	Restraint Intervention Application/Monitoring Restraint Type Application/Monitoring Assessment Restraint Mental Status Application/Monitoring Teaching	Restraint Intervention Application/Monitoring Restraint Type Application/Monitoring Assessment Restraint Mental Status Application/Monitoring Teaching	Restraint Intervention Application/Monitoring Restraint Type Application/Monitoring Assessment Restraint Mental Status Application/Monitoring Teaching
Application/Monitoring Response Correct Application Verified/Quick Release Restraint Skin/Circulation Intact Restraint Respiratory Status Type of ROM Restraint Nutrition/Hydration Restraint Toileting	Application/Monitoring Response Correct Application Verified/Quick Release Restraint Skin/Circulation Intact Restraint Respiratory Status Type of ROM Restraint Nutrition/Hydration Restraint Toileting	Application/Monitoring Response Correct Application Verified/Quick Release Restraint Skin/Circulation Intact Restraint Respiratory Status Type of ROM Restraint Nutrition/Hydration Restraint Toileting	Application/Monitoring Response Correct Application Verified/Quick Release Restraint Skin/Circulation Intact Restraint Respiratory Status Type of ROM Restraint Nutrition/Hydration Restraint Toileting
Restraint Still Required Document 10/29/22 16:00 LH (Rec: 10/29/22 16:45 LH Desktop) Non Violent Restraints Restraint Intervention Alternatives Attempted to Avoid Restraints	Restraint Still Required Document 10/29/22 16:00 LH (Rec: 10/29/22 16:45 LH Desktop) Non Violent Restraints Restraint Intervention Alternatives Attempted to Avoid Restraints	Restraint Still Required Document 10/29/22 16:00 LH (Rec: 10/29/22 16:45 LH Desktop) Non Violent Restraints Restraint Intervention Alternatives Attempted to Avoid Restraints	Restraint Still Required Document 10/29/22 16:00 LH (Rec: 10/29/22 16:45 LH Desktop) Non Violent Restraints Restraint Intervention Alternatives Attempted to Avoid Restraints
Restraint Intervention Application/Monitoring Restraint Type Application/Monitoring Assessment Restraint Mental Status Application/Monitoring Teaching	Restraint Intervention Application/Monitoring Restraint Type Application/Monitoring Assessment Restraint Mental Status Application/Monitoring Teaching	Restraint Intervention Application/Monitoring Restraint Type Application/Monitoring Assessment Restraint Mental Status Application/Monitoring Teaching	Restraint Intervention Application/Monitoring Restraint Type Application/Monitoring Assessment Restraint Mental Status Application/Monitoring Teaching

Lyons, Kathleen A

Facility: Queen of the Valley Hospital **Location:** Q 1 Intensive Care Unit
 61 F 07/13/1961 **Med Rec Num:** MR01483046

Room-Bed: QI007-A
Visit: QH0054940416

Interventions - Continued

Application/Monitoring Response /Correct Application Verified/Quick Release	Disrupt Care/Treatment, Reminder to Be Safe
Restraint Skin/Circulation Intact	Patient Unable/Doesn't Understand
Restraint Respiratory Status	Yes
Type of ROM	Even and Nonlabored
Restraint Nutrition/Hydration	Passive
Restraint Toileting	NPO
	Foley/Condom Catheter, Peri Care
	Rendered
	Yes
Restraint Still Required	
Document 10/29/22 18:00 LH (Rec: 10/29/22 18:25 LH Desktop)	
Non Violent Restraints	
Restraint Intervention	Pain/Comfort Measures, Bring Patient Closer to Nurses Station, Constant Observation, Concealed Tubing/Dressing, Fall Protocol, Diversional Activities, Reposition for Comfort, Discontinue Unnecessary Devices, Remove Trigger Stimuli
Alternatives Attempted to Avoid Restraints	Monitoring
Restraint Intervention	Wrist, Left, Wrist, Right
Application/Monitoring	Disoriented, Disruption of Therapy
Restraint Type	Confusion
Application/Monitoring Assessment	Frequent Reorientation, Remind Not to Disrupt Care/Treatment, Reminder to Be Safe
Restraint Mental Status	Patient Unable/Doesn't Understand
Application/Monitoring Teaching	Yes
	Even and Nonlabored
Application/Monitoring Response	Passive
/Correct Application Verified/Quick Release	NPO
Restraint Skin/Circulation Intact	Foley/Condom Catheter, Peri Care
Restraint Respiratory Status	Rendered
Type of ROM	
Restraint Nutrition/Hydration	
Restraint Toileting	

Lyons, Kathleen A

Facility: Queen of the Valley Hospital **Location:** Q 1 Intensive Care Unit
 61 F 07/13/1961 **Med Rec Num:** MR01483046

Room-Bed: QI007-A
Visit: QH0054940416

Interventions - Continued

Restraint Still Required	Yes
Document 10/29/22 20:00 XD (Rec: 10/29/22 21:33 XD Desktop)	
Non Violent Restraints	
Restraint Intervention	
Alternatives Attempted to Avoid Restraints	Pain/Comfort Measures, Bring Patient Closer to Nurses Station, Constant Observation, Concealed Tubing/Dressing, Fall Protocol, Diversional Activities, Reposition for Comfort, Discontinue Unnecessary Devices, Remove Trigger Stimuli

Restraint Intervention	Monitoring
Application/Monitoring	
Restraint Type	Wrist, Left, Wrist, Right
Application/Monitoring Assessment	Disoriented, Disruption of Therapy
Restraint Mental Status	Confusion
Application/Monitoring Teaching	Frequent Reorientation, Remind Not to Disrupt Care/Treatment, Reminder to Be Safe

Application/Monitoring Response	Patient Unable/Doesn't Understand
Correct Application Verified/Quick Release	Yes
Restraint Skin/Circulation Intact	Yes
Restraint Respiratory Status	Even and Nonlabored
Type of ROM	Passive
Restraint Nutrition/Hydration	NG/JT/GT Feeding
Restraint Toileting	Foley/Condom Catheter, Peri Care Rendered

Restraint Still Required	Yes
Document 10/29/22 22:00 XD (Rec: 10/29/22 22:07 XD Desktop)	
Non Violent Restraints	
Restraint Intervention	
Alternatives Attempted to Avoid Restraints	Pain/Comfort Measures, Bring Patient Closer to Nurses Station, Constant Observation, Concealed Tubing/Dressing, Fall Protocol, Diversional Activities, Reposition for Comfort, Discontinue Unnecessary Devices, Remove Trigger

Lyons, Kathleen A

Facility: Queen of the Valley Hospital **Location:** Q 1 Intensive Care Unit
 61 F 07/13/1961 **Med Rec Num:** MR01483046

Room-Bed: QI007-A
Visit: QH0054940416

Interventions - Continued

Restraint Intervention Application/Monitoring Restraint Type Application/Monitoring Assessment Restraint Mental Status Application/Monitoring Teaching	Stimuli Monitoring Wrist, Left, Wrist, Right Disoriented, Disruption of Therapy Confusion Frequent Reorientation, Remind Not to Disrupt Care/Treatment, Reminder to Be Safe Patient Unable/Doesn't Understand Yes Yes Even and Nonlabored Passive NG/JT/GT Feeding Foley/Condom Catheter, Peri Care Rendered Yes
Application/Monitoring Response Correct Application Verified/Quick Release Restraint Skin/Circulation Intact Restraint Respiratory Status Type of ROM Restraint Nutrition/Hydration Restraint Toileting Restraint Still Required Document 10/29/22 23:59 XD (Rec: 10/30/22 00:25 XD Desktop) Non Violent Restraints Restraint Interventions Alternatives Attempted to Avoid Restraints	Pain/Comfort Measures, Bring Patient Closer to Nurses Station, Constant Observation, Concealed Tubing/Dressing, Fall Protocol, Diversional Activities, Reposition for Comfort, Discontinue Unnecessary Devices, Remove Trigger Stimuli Monitoring Wrist, Left, Wrist, Right Disoriented, Disruption of Therapy Confusion Frequent Reorientation, Remind Not to Disrupt Care/Treatment, Reminder to Be Safe Patient Unable/Doesn't Understand

Iyons, Kathleen A

Facility: Queen of the Valley Hospital **Location:** Q 1 Intensive Care Unit
 61 F 07/13/1961 **Med Rec Num:** MR01483046

Room-Bed: QI007-A
Visit: QH0054940416

Interventions - Continued

Correct Application Verified/Quick Release
 Restraint Skin/Circulation Intact
 Restraint Respiratory Status
 Type of ROM
 Restraint Nutrition/Hydration
 Restraint Toileting

Restraint Still Required

Document 10/30/22 02:00 XD (Rec: 10/30/22 02:09 XD Desktop)

Non Violent Restraints

Restraint Intervention
 Alternatives Attempted to Avoid Restraints

Yes
 Yes
 Even and Nonlabored
 Passive
 NG/JT/GT Feeding
 Foley/Condom Catheter, Peri Care
 Rendered
 Yes

Pain/Comfort Measures, Bring Patient Closer to Nurses Station, Constant Observation, Concealed Tubing/ Dressing, Fall Protocol, Diversional Activities, Reposition for Comfort, Discontinue Unnecessary Devices, Remove Trigger Stimuli
 Monitoring

Restraint Intervention
 Application/Monitoring

Restraint Type

Application/Monitoring Assessment

Restraint Mental Status

Application/Monitoring Teaching

Wrist, Left, Wrist, Right
 Disoriented, Disruption of Therapy
 Confusion
 Frequent Reorientation, Remind Not to Disrupt Care/Treatment, Reminder to Be Safe
 Patient Unable/Doesn't Understand

Application/Monitoring Response
 Correct Application Verified/Quick Release
 Restraint Skin/Circulation Intact
 Restraint Respiratory Status
 Type of ROM
 Restraint Nutrition/Hydration
 Restraint Toileting

Restraint Still Required

Document 10/30/22 04:00 XD (Rec: 10/30/22 04:39 XD Desktop)

Non Violent Restraints

Yes

Even and Nonlabored
 Passive
 NG/JT/GT Feeding
 Foley/Condom Catheter, Peri Care
 Rendered
 Yes

Lyons, Kathleen A

Facility: Queen of the Valley Hospital **Location:** Q 1 Intensive Care Unit
 61 F 07/13/1961 **Med Rec Num:** MR01483046

Room-Bed: QI007-A
Visit: QH0054940416

Interventions - Continued

Restraint Intervention	Alternatives Attempted to Avoid Restraints	Pain/Comfort Measures, Bring Patient Closer to Nurses Station, Constant Observation, Concealed Tubing/Dressing, Fall Protocol, Diversional Activities, Reposition for Comfort, Discontinue Unnecessary Devices, Remove Trigger Stimuli
Restraint Intervention	Application/Monitoring	Monitoring
Restraint Type	Restraint Type	Wrist, Left, Wrist, Right
Application/Monitoring Assessment	Application/Monitoring Assessment	Disoriented, Disruption of Therapy
Restraint Mental Status	Restraint Mental Status	Confusion
Application/Monitoring Teaching	Application/Monitoring Teaching	Frequent Reorientation, Remind Not to Disrupt Care/Treatment, Reminder to Be Safe
Application/Monitoring Response	Application/Monitoring Response	Patient Unable/Doesn't Understand
Correct Application Verified/Quick Release	Correct Application Verified/Quick Release	Yes
Restraint Skin/Circulation Intact	Restraint Skin/Circulation Intact	Yes
Restraint Respiratory Status	Restraint Respiratory Status	Even and Nonlabored
Type of ROM	Type of ROM	Passive
Restraint Nutrition/Hydration	Restraint Nutrition/Hydration	NG/JT/GT Feeding
Restraint Toileting	Restraint Toileting	Foley/Condom Catheter, Peri Care
Restraint Still Required	Restraint Still Required	Rendered
Document 10/30/22 06:00 XD (Rec: 10/30/22 06:47 XD Desktop)	Document 10/30/22 06:00 XD (Rec: 10/30/22 06:47 XD Desktop)	Yes
Non Violent Restraints	Non Violent Restraints	
Restraint Intervention	Restraint Intervention	
Alternatives Attempted to Avoid Restraints	Alternatives Attempted to Avoid Restraints	Pain/Comfort Measures, Bring Patient Closer to Nurses Station, Constant Observation, Concealed Tubing/Dressing, Fall Protocol, Diversional Activities, Reposition for Comfort, Discontinue Unnecessary Devices, Remove Trigger Stimuli
Restraint Intervention	Restraint Intervention	Monitoring
Application/Monitoring	Application/Monitoring	Monitoring

Lyons, Kathleen A

Facility: Queen of the Valley Hospital **Location:** Q 1 Intensive Care Unit
 61 F 07/13/1961 **Med Rec Num:** MR01483046

Room-Bed: QI007-A
Visit: QH0054940416

Interventions - Continued

Restraint Type	Application/Monitoring Assessment	Wrist, Left, Wrist, Right
Restraint Mental Status	Restraint Mental Status	Disoriented, Disruption of Therapy
Application/Monitoring Teaching	Application/Monitoring Teaching	Confusion
		Frequent Reorientation, Remind Not to
		Disrupt Care/Treatment, Remind to Be
		Safe
Application/Monitoring Response	Correct Application Verified/Quick Release	Patient Unable/Doesn't Understand
Restraint Skin/Circulation Intact	Restraint Respiratory Status	Yes
Restraint ROM	Type of ROM	Yes
Restraint Nutrition/Hydration	Restraint Nutrition/Hydration	Even and Nonlabored
Restraint Toileting	Restraint Toileting	Passive
		NG/JT/GT Feeding
		Foley/Condom Catheter, Peri Care
		Rendered
		Yes
Restraint Still Required	Document 10/30/22 08:00 LH (Rec: 10/30/22 09:57 LH Laptop)	
Non Violent Restraints	Restraint Intervention	
Restraint Intervention	Alternatives Attempted to Avoid Restraints	
		Pain/Comfort Measures, Bring Patient
		Closer to Nurses Station, Constant
		Observation, Concealed Tubing/Dressing,
		Fall Protocol, Diversional Activities,
		Reposition for Comfort, Discontinue
		Unnecessary Devices, Remove Trigger
		Stimuli
		Monitoring
Restraint Intervention	Restraint Intervention	
Application/Monitoring	Restraint Type	Wrist, Left, Wrist, Right
Restraint Type	Application/Monitoring Assessment	Disoriented, Disruption of Therapy
Restraint Mental Status	Restraint Mental Status	Confusion
Application/Monitoring Teaching	Application/Monitoring Teaching	Frequent Reorientation, Remind Not to
		Disrupt Care/Treatment, Remind to Be
		Safe
Application/Monitoring Response	Correct Application Verified/Quick Release	Patient Unable/Doesn't Understand
Restraint Skin/Circulation Intact	Restraint Skin/Circulation Intact	Yes
Restraint Respiratory Status	Restraint Respiratory Status	Yes
		Even and Nonlabored

Lyons, Kathleen A

Facility: Queen of the Valley Hospital **Location:** Q 1 Intensive Care Unit
 61 F 07/13/1961 **Med Rec Num:** MR01483046

Room-Bed: QI007-A
Visit: QH0054940416

Interventions - Continued

Type of ROM	Passive
Restraint Nutrition/Hydration	NG/JT/GT Feeding
Restraint Toileting	Foley/Condom Catheter, Peri Care
	Rendered
	Yes
Restraint Still Required	
Document 10/30/22 10:00 LH (Rec: 10/30/22 10:20 LH Laptop)	
Non Violent Restraints	
Restraint Intervention	Pain/Comfort Measures, Bring Patient
Alternatives Attempted to Avoid Restraints	Closer to Nurses Station, Constant
	Observation, Concealed Tubing/Dressing,
	Fall Protocol, Diversional Activities,
	Reposition for Comfort, Discontinue
	Unnecessary Devices, Remove Trigger
	Stimuli
	Monitoring
Restraint Intervention	Wrist, Left, Wrist, Right
Application/Monitoring	Disoriented, Disruption of Therapy
Restraint Type	Confusion
Application/Monitoring Assessment	Frequent Reorientation, Remind Not to
Restraint Mental Status	Disrupt Care/Treatment, Remind to Be
Application/Monitoring Teaching	Safe
	Patient Unable/Doesn't Understand
	Yes
	Yes
Application/Monitoring Response	Even and Nonlabored
Correct Application Verified/Quick Release	Passive
Restraint Skin/Circulation Intact	NG/JT/GT Feeding
Restraint Respiratory Status	Foley/Condom Catheter, Peri Care
Type of ROM	Rendered
Restraint Nutrition/Hydration	Yes
Restraint Toileting	
Restraint Still Required	
Document 10/30/22 12:00 LH (Rec: 10/30/22 13:30 LH Laptop)	
Non Violent Restraints	
Restraint Intervention	Pain/Comfort Measures, Bring Patient
Alternatives Attempted to Avoid Restraints	Closer to Nurses Station, Constant

Lyons, Kathleen A

Facility: Queen of the Valley Hospital **Location:** Q 1 Intensive Care Unit
 61 F 07/13/1961 **Med Rec Num:** MR01483046

Room-Bed: QI007-A
Visit: QH0054940416

Interventions - Continued

Restraint Intervention Application/Monitoring Restraint Type Application/Monitoring Assessment Restraint Mental Status Application/Monitoring Teaching	Observation,Concealed Tubing/Dressing, Fall Protocol,Diversional Activities, Reposition for Comfort,Discontinue Unnecessary Devices,Remove Trigger Stimuli Monitoring Wrist, Left,Wrist, Right Disoriented,Disruption of Therapy Confusion Frequent Reorientation,Remind Not to Disrupt Care/Treatment,Reminder to Be Safe Patient Unable/Doesn't Understand Yes Yes Even and Nonlabored Passive NG/JT/GT Feeding Foley/Condom Catheter,Peri Care Rendered Yes
Restraint Still Required Document 10/30/22 14:00 LH (Rec: 10/30/22 15:19 LH Laptop) Non Violent Restraints Restraint Intervention Alternatives Attempted to Avoid Restraints	Pain/Comfort Measures,Bring Patient Closer to Nurses Station,Constant Observation,Concealed Tubing/Dressing, Fall Protocol,Diversional Activities, Reposition for Comfort,Discontinue Unnecessary Devices,Remove Trigger Stimuli Monitoring Wrist, Left,Wrist, Right Disoriented,Disruption of Therapy Confusion
Restraint Intervention Application/Monitoring Restraint Type Application/Monitoring Assessment Restraint Mental Status	

Lyons, Kathleen A

Facility: Queen of the Valley Hospital
 61 F 07/13/1961
Location: Q 1 Intensive Care Unit
Med Rec Num: MR01483046

Room-Bed: QI007-A
Visit: QH0054940416

Interventions - Continued

Application/Monitoring Teaching	Frequent Reorientation, Remind Not to Disrupt Care/Treatment, Reminder to Be Safe
Application/Monitoring Response	Patient Unable/Doesn't Understand
Correct Application Verified/Quick Release	Yes
Restraint Skin/Circulation Intact	Yes
Restraint Respiratory Status	Even and Nonlabored
Type of ROM	Passive
Restraint Nutrition/Hydration	NG/JT/GT Feeding
Restraint Toileting	Foley/Condom Catheter, Peri Care
Restraint Still Required	Rendered
Document 10/30/22 16:00 LH (Rec: 10/30/22 17:20 LH Laptop)	Yes
Non Violent Restraints	
Restraint Intervention	Pain/Comfort Measures, Bring Patient Closer to Nurses Station, Constant Observation, Concealed Tubing/Dressing, Fall Protocol, Diversional Activities, Reposition for Comfort, Discontinue Unnecessary Devices, Remove Trigger Stimuli
Alternatives Attempted to Avoid Restraints	Monitoring
Restraint Intervention	Wrist, Left, Wrist, Right
Application/Monitoring	Disoriented, Disruption of Therapy
Restraint Type	Confusion
Application/Monitoring Assessment	Frequent Reorientation, Remind Not to Disrupt Care/Treatment, Reminder to Be Safe
Restraint Mental Status	Patient Unable/Doesn't Understand
Application/Monitoring Teaching	Yes
Application/Monitoring Response	Yes
Correct Application Verified/Quick Release	Even and Nonlabored
Restraint Skin/Circulation Intact	Passive
Restraint Respiratory Status	NG/JT/GT Feeding
Type of ROM	Foley/Condom Catheter, Peri Care
Restraint Nutrition/Hydration	
Restraint Toileting	

Lyons, Kathleen A

Facility: Queen of the Valley Hospital **Location:** Q 1 Intensive Care Unit
 61 F 07/13/1961 **Med Rec Num:** MR01483046

Room-Bed: QI007-A
Visit: QH0054940416

Interventions - Continued

Restraint Still Required	Document	10/30/22 18:00	LH	(Rec: 10/30/22 18:27	LH	Laptop)	Rendered	
Non Violent Restraints	Restraint Intervention	Alternatives Attempted to Avoid Restraints					Yes	
	Restraint Intervention	Application/Monitoring						
	Restraint Type	Application/Monitoring Assessment						
	Restraint Mental Status	Application/Monitoring Teaching						
	Application/Monitoring Response	Correct Application Verified/Quick Release						
	Restraint Skin/Circulation Intact	Restraint Respiratory Status						
	Type of ROM	Restraint Nutrition/Hydration						
	Restraint Nutrition/Hydration	Restraint Toileting						
	Restraint Still Required	Document	10/30/22 20:00	XD	(Rec: 10/30/22 20:31	XD	Desktop)	
	Non Violent Restraints	Restraint Intervention						
	Restraint Intervention	Alternatives Attempted to Avoid Restraints						
		Pain/Comfort Measures, Bring Patient Closer to Nurses Station, Constant Observation, Concealed Tubing/Dressing, Fall Protocol, Diversional Activities, Reposition for Comfort, Discontinue Unnecessary Devices, Remove Trigger Stimuli						
		Monitoring						
		Wrist, Left, Wrist, Right						
		Disoriented, Disruption of Therapy						
		Confusion						
		Frequent Reorientation, Remind Not to Disrupt Care/Treatment, Reminder to Be Safe						
		Patient Unable/Doesn't Understand						
		Yes						
		Even and Nonlabored						
		Passive						
		NG/JT/GT Feeding						
		Foley/Condom Catheter, Peri Care						
		Rendered						
		Yes						
		Pain/Comfort Measures, Bring Patient Closer to Nurses Station, Constant Observation, Concealed Tubing/Dressing, Fall Protocol, Diversional Activities, Reposition for Comfort, Discontinue						

Lyons, Kathleen A

Facility: Queen of the Valley Hospital **Location:** Q 1 Intensive Care Unit
 61 F 07/13/1961 **Med Rec Num:** MR01483046

Room-Bed: QI007-A
Visit: QH0054940416

Interventions - Continued

Restraint Intervention Application/Monitoring Restraint Type Application/Monitoring Assessment Restraint Mental Status Application/Monitoring Teaching	Unnecessary Devices, Remove Trigger Stimuli Monitoring Wrist, Left, Wrist, Right Disoriented, Disruption of Therapy Confusion Frequent Reorientation, Remind Not to Disrupt Care/Treatment, Remind to Be Safe Patient Unable/Doesn't Understand Yes Yes Even and Nonlabored Passive NG/JT/GT Feeding Foley/Condom Catheter, Peri Care Rendered Yes
Application/Monitoring Response Correct Application Verified/Quick Release Restraint Skin/Circulation Intact Restraint Respiratory Status Type of ROM Restraint Nutrition/Hydration Restraint Toileting	
Restraint Still Required Document 10/30/22 22:00 XD (Rec: 10/30/22 22:17 XD Desktop) Non Violent Restraints Restraint Intervention Alternatives Attempted to Avoid Restraints	Pain/Comfort Measures, Bring Patient Closer to Nurses Station, Constant Observation, Concealed Tubing/Dressing, Fall Protocol, Diversional Activities, Reposition for Comfort, Discontinue Unnecessary Devices, Remove Trigger Stimuli Monitoring Wrist, Left, Wrist, Right Disoriented, Disruption of Therapy Confusion Frequent Reorientation, Remind Not to Disrupt Care/Treatment, Remind to Be Safe
Restraint Intervention Application/Monitoring Restraint Type Application/Monitoring Assessment Restraint Mental Status Application/Monitoring Teaching	

Lyons, Kathleen A

Facility: Queen of the Valley Hospital
Location: Q 1 Intensive Care Unit
Med Rec Num: MR01483046

Room-Bed: QI007-A
Visit: QH0054940416

Interventions - Continued

Application/Monitoring Response	Patient Unable/Doesn't Understand
Correct Application Verified/Quick Release	Yes
Restraint Skin/Circulation Intact	Yes
Restraint Respiratory Status	Even and Nonlabored
Type of ROM	Passive
Restraint Nutrition/Hydration	NG/JT/GT Feeding
Restraint Toileting	Foley/Condom Catheter, Peri Care
	Rendered
	Yes

Restraint Still Required
 Document 10/30/22 23:59 XD (Rec: 10/31/22 00:17 XD Desktop)

Non Violent Restraints
 Restraint Intervention
 Alternatives Attempted to Avoid Restraints

Pain/Comfort Measures, Bring Patient Closer to Nurses Station, Constant Observation, Concealed Tubing/Dressing, Fall Protocol, Diversional Activities, Reposition for Comfort, Discontinue Unnecessary Devices, Remove Trigger Stimuli
 Monitoring

Restraint Intervention
 Application/Monitoring
 Restraint Type
 Application/Monitoring Assessment
 Restraint Mental Status
 Application/Monitoring Teaching

Application/Monitoring Response	Patient Unable/Doesn't Understand
Correct Application Verified/Quick Release	Yes
Restraint Skin/Circulation Intact	Yes
Restraint Respiratory Status	Even and Nonlabored
Type of ROM	Passive
Restraint Nutrition/Hydration	NG/JT/GT Feeding
Restraint Toileting	Foley/Condom Catheter, Peri Care
	Rendered
	Yes

Restraint Still Required
 Document 10/31/22 02:00 XD (Rec: 10/31/22 02:09 XD Desktop)

Lyons, Kathleen A

Facility: Queen of the Valley Hospital **Location:** Q 1 Intensive Care Unit
 61 F 07/13/1961 **Med Rec Num:** MR01483046

Room-Bed: QI007-A
Visit: QH0054940416

Interventions - Continued

Non Violent Restraints

Restraint Intervention

Alternatives Attempted to Avoid Restraints

Pain/Comfort Measures, Bring Patient Closer to Nurses Station, Constant Observation, Concealed Tubing/Dressing, Fall Protocol, Diversional Activities, Reposition for Comfort, Discontinue Unnecessary Devices, Remove Trigger Stimuli

Restraint Intervention

Restraint Type

Application/Monitoring Assessment

Restraint Mental Status

Application/Monitoring Teaching

Monitoring
 Wrist, Left, Wrist, Right
 Disoriented, Disruption of Therapy
 Confusion
 Frequent Reorientation, Remind Not to Disrupt Care/Treatment, Reminder to Be Safe
 Patient Unable/Doesn't Understand
 Yes
 Yes
 Even and Nonlabored
 Passive
 NG/JT/GT Feeding
 Foley/Condom Catheter, Peri Care
 Rendered
 Yes

Application/Monitoring Response
 Correct Application Verified/Quick Release
 Restraint Skin/Circulation Intact
 Restraint Respiratory Status
 Type of ROM
 Restraint Nutrition/Hydration
 Restraint Toileting

Restraint Still Required

Document 10/31/22 04:00 XD (Rec: 10/31/22 05:10 XD Desktop)

Non Violent Restraints

Restraint Intervention

Alternatives Attempted to Avoid Restraints

Pain/Comfort Measures, Bring Patient Closer to Nurses Station, Constant Observation, Concealed Tubing/Dressing, Fall Protocol, Diversional Activities, Reposition for Comfort, Discontinue Unnecessary Devices, Remove Trigger Stimuli
 Monitoring

Restraint Intervention

Lyons, Kathleen A

Facility: Queen of the Valley Hospital **Location:** Q 1 Intensive Care Unit
 61 F 07/13/1961 **Med Rec Num:** MR01483046

Room-Bed: QI007-A
Visit: QH0054940416

Interventions - Continued

Application/Monitoring		
Restraint Type		Wrist, Left, Wrist, Right
Application/Monitoring Assessment		Disoriented, Disruption of Therapy
Restraint Mental Status		Confusion
Application/Monitoring Teaching		Frequent Reorientation, Remind Not to Disrupt Care/Treatment, Reminder to Be Safe
Application/Monitoring Response		Patient Unable/Doesn't Understand
Correct Application Verified/Quick Release		Yes
Restraint Skin/Circulation Intact		Yes
Restraint Respiratory Status		Even and Nonlabored
Type of ROM		Passive
Restraint Nutrition/Hydration		NG/JT/GT Feeding
Restraint Toileting		Foley/Condom Catheter, Peri Care
Restraint Still Required		Rendered
Document 10/31/22 06:00 XD (Rec: 10/31/22 06:12 XD Desktop)		Yes
Non Violent Restraints		
Restraint Intervention		
Alternatives Attempted to Avoid Restraints		Pain/Comfort Measures, Bring Patient Closer to Nurses Station, Constant Observation, Concealed Tubing/Dressing, Fall Protocol, Diversional Activities, Reposition for Comfort, Discontinue Unnecessary Devices, Remove Trigger Stimuli
Restraint Intervention		Monitoring
Application/Monitoring		Wrist, Left, Wrist, Right
Restraint Type		Disoriented, Disruption of Therapy
Application/Monitoring Assessment		Confusion
Restraint Mental Status		Frequent Reorientation, Remind Not to Disrupt Care/Treatment, Reminder to Be Safe
Application/Monitoring Teaching		Patient Unable/Doesn't Understand
Application/Monitoring Response		Yes
Correct Application Verified/Quick Release		Yes
Restraint Skin/Circulation Intact		Yes

Lyons, Kathleen A

Facility: Queen of the Valley Hospital **Location:** Q 1 Intensive Care Unit
 61 F 07/13/1961 **Med Rec Num:** MR01483046

Room-Bed: QI007-A
Visit: QH0054940416

Interventions - Continued

Restraint Respiratory Status	Even and Nonlabored
Type of ROM	Passive
Restraint Nutrition/Hydration	NG/JT/GT Feeding
Restraint Toileting	Foley/Condom Catheter, Peri Care Rendered
Restraint Still Required	Yes
Document 10/31/22 08:00 CO (Rec: 10/31/22 08:19 CO Desktop)	
Non Violent Restraints	
Restraint Intervention	
Alternatives Attempted to Avoid Restraints	Pain/Comfort Measures, Bring Patient Closer to Nurses Station, Constant Observation, Concealed Tubing/Dressing, Fall Protocol, Diversional Activities, Reposition for Comfort, Discontinue Unnecessary Devices, Remove Trigger Stimuli
Restraint Intervention	Monitoring
Application/Monitoring	Wrist, Left, Wrist, Right
Restraint Type	Disoriented, Disruption of Therapy
Application/Monitoring Assessment	Confusion
Restraint Mental Status	Frequent Reorientation, Remind Not to Disrupt Care/Treatment, Reminder to Be Safe
Application/Monitoring Teaching	Patient Unable/Doesn't Understand
Application/Monitoring Response	Yes
Correct Application Verified/Quick Release	Yes
Restraint Skin/Circulation Intact	Even and Nonlabored
Restraint Respiratory Status	Passive
Type of ROM	NG/JT/GT Feeding
Restraint Nutrition/Hydration	Foley/Condom Catheter, Peri Care Rendered
Restraint Toileting	Yes
Restraint Still Required	
Document 10/31/22 10:00 CO (Rec: 10/31/22 10:14 CO Desktop)	
Non Violent Restraints	
Restraint Intervention	
Alternatives Attempted to Avoid Restraints	Pain/Comfort Measures, Bring Patient

Lyons, Kathleen A

Facility: Queen of the Valley Hospital **Location:** Q 1 Intensive Care Unit
 61 F 07/13/1961 **Med Rec Num:** MR01483046

Room-Bed: QI007-A
Visit: QH0054940416

Interventions - Continued

Restraint Intervention Application/Monitoring Restraint Type	Application/Monitoring Response Correct Application Verified/Quick Release Restraint Skin/Circulation Intact Restraint Respiratory Status Type of ROM Restraint Nutrition/Hydration Restraint Toileting		Closer to Nurses Station,Constant Observation,Concealed Tubing/Dressing, Fall Protocol,Diversional Activities, Reposition for Comfort,Discontinue Unnecessary Devices,Remove Trigger Stimuli Monitoring
Restraint Intervention Application/Monitoring Restraint Type	Application/Monitoring Response Correct Application Verified/Quick Release Restraint Skin/Circulation Intact Restraint Respiratory Status Type of ROM Restraint Nutrition/Hydration Restraint Toileting		Wrist, Left,Wrist, Right Disoriented,Disruption of Therapy Confusion Frequent Reorientation,Remind Not to Disrupt Care/Treatment,Reminder to Be Safe Patient Unable/Doesn't Understand Yes Yes Even and Nonlabored Passive NG/JT/GT Feeding Foley/Condom Catheter,Peri Care Rendered Yes
Document Non Violent Restraints Restraint Intervention Alternatives Attempted to Avoid Restraints	Restraint Still Required 10/31/22 12:00 CO (Rec: 10/31/22 12:08 CO Desktop) Restraint Intervention Restraint Intervention		Pain/Comfort Measures,Bring Patient Closer to Nurses Station,Constant Observation,Concealed Tubing/Dressing, Fall Protocol,Diversional Activities, Reposition for Comfort,Discontinue Unnecessary Devices,Remove Trigger Stimuli Monitoring
Restraint Intervention Application/Monitoring Restraint Type Application/Monitoring Assessment			Wrist, Left,Wrist, Right Disoriented,Disruption of Therapy

Lyons, Kathleen A

Facility: Queen of the Valley Hospital **Location:** Q 1 Intensive Care Unit
 61 F 07/13/1961 **Med Rec Num:** MR01483046

Room-Bed: QI007-A
Visit: QH0054940416

Interventions - Continued

Restraint Mental Status	Confusion
Application/Monitoring Teaching	Frequent Reorientation, Remind Not to Disrupt Care/Treatment, Reminder to Be Safe
Application/Monitoring Response	Patient Unable/Doesn't Understand
Correct Application Verified/Quick Release	Yes
Restraint Skin/Circulation Intact	Yes
Restraint Respiratory Status	Even and Nonlabored
Type of ROM	Passive
Restraint Nutrition/Hydration	NG/JT/GT Feeding
Restraint Toileting	Foley/Condom Catheter, Peri Care Rendered
Restraint Still Required	Yes
Document 10/31/22 14:00 CO (Rec: 10/31/22 14:46 CO Desktop)	
Non Violent Restraints	
Restraint Intervention	
Alternatives Attempted to Avoid Restraints	Pain/Comfort Measures, Bring Patient Closer to Nurses Station, Constant Observation, Concealed Tubing/Dressing, Fall Protocol, Diversional Activities, Reposition for Comfort, Discontinue Unnecessary Devices, Remove Trigger Stimuli
Restraint Intervention	Monitoring
Application/Monitoring	Wrist, Left, Wrist, Right
Restraint Type	Disoriented, Disruption of Therapy
Application/Monitoring Assessment	Confusion
Restraint Mental Status	Frequent Reorientation, Remind Not to Disrupt Care/Treatment, Reminder to Be Safe
Application/Monitoring Teaching	Patient Unable/Doesn't Understand
Application/Monitoring Response	Yes
Correct Application Verified/Quick Release	Yes
Restraint Skin/Circulation Intact	Even and Nonlabored
Restraint Respiratory Status	Passive
Type of ROM	NG/JT/GT Feeding
Restraint Nutrition/Hydration	

Lyons, Kathleen A

Facility: Queen of the Valley Hospital **Location:** Q 1 Intensive Care Unit
 61 F 07/13/1961 **Med Rec Num:** MR01483046

Room-Bed: QI007-A
Visit: QH0054940416

Interventions - Continued

Restraint Toileting

Foley/Condom Catheter, Peri Care
 Rendered

Yes

Restraint Still Required

Document 10/31/22 16:00 CO (Rec: 10/31/22 16:55 CO Desktop)

Non Violent Restraints

Restraint Intervention

Alternatives Attempted to Avoid Restraints

Pain/Comfort Measures, Bring Patient Closer to Nurses Station, Constant Observation, Concealed Tubing/Dressing, Fall Protocol, Diversional Activities, Reposition for Comfort, Discontinue Unnecessary Devices, Remove Trigger Stimuli
 Monitoring

Restraint Intervention

Application/Monitoring

Restraint Type

Application/Monitoring Assessment

Restraint Mental Status

Application/Monitoring Teaching

Wrist, Left, Wrist, Right
 Disoriented, Disruption of Therapy
 Confusion
 Frequent Reorientation, Remind Not to Disrupt Care/Treatment, Reminder to Be Safe
 Patient Unable/Doesn't Understand
 Yes
 Yes
 Even and Nonlabored
 Passive
 NG/JT/GT Feeding
 Foley/Condom Catheter, Peri Care
 Rendered
 Yes

Application/Monitoring Response
 Correct Application Verified/Quick Release
 Restraint Skin/Circulation Intact
 Restraint Respiratory Status
 Type of ROM
 Restraint Nutrition/Hydration
 Restraint Toileting

Restraint Still Required

Document 10/31/22 18:00 CO (Rec: 10/31/22 18:05 CO Desktop)

Non Violent Restraints

Restraint Intervention

Alternatives Attempted to Avoid Restraints

Pain/Comfort Measures, Bring Patient Closer to Nurses Station, Constant Observation, Concealed Tubing/Dressing, Fall Protocol, Diversional Activities,

Lyons, Kathleen A

Facility: Queen of the Valley Hospital **Location:** Q 1 Intensive Care Unit
 61 F 07/13/1961 **Med Rec Num:** MR01483046

Room-Bed: QI007-A
Visit: QH0054940416

Interventions - Continued

Restraint Intervention Application/Monitoring Restraint Type Application/Monitoring Assessment Restraint Mental Status Application/Monitoring Teaching	Reposition for Comfort, Discontinue Unnecessary Devices, Remove Trigger Stimuli Monitoring Wrist, Left, Wrist, Right Disoriented, Disruption of Therapy Confusion Frequent Reorientation, Remind Not to Disrupt Care/Treatment, Reminder to Be Safe Patient Unable/Doesn't Understand Yes Yes Even and Nonlabored Passive NG/JT/GT Feeding Foley/Condom Catheter, Peri Care Rendered Yes
Application/Monitoring Response Correct Application Verified/Quick Release Restraint Skin/Circulation Intact Restraint Respiratory Status Type of ROM Restraint Nutrition/Hydration Restraint Toileting	
Restraint Still Required Document 10/31/22 20:00 ST (Rec: 10/31/22 22:00 ST Desktop) Non Violent Restraints Restraint Intervention Alternatives Attempted to Avoid Restraints	Pain/Comfort Measures, Bring Patient Closer to Nurses Station, Constant Observation, Concealed Tubing/Dressing, Fall Protocol, Diversional Activities, Reposition for Comfort, Discontinue Unnecessary Devices, Remove Trigger Stimuli Monitoring
Restraint Intervention Application/Monitoring Restraint Type Application/Monitoring Assessment Restraint Mental Status Application/Monitoring Teaching	Wrist, Left, Wrist, Right Disoriented, Disruption of Therapy Confusion Frequent Reorientation, Remind Not to Disrupt Care/Treatment, Reminder to Be

Lyons, Kathleen A

Facility: Queen of the Valley Hospital **Location:** Q 1 Intensive Care Unit
 61 F 07/13/1961 **Med Rec Num:** MR01483046

Room-Bed: QI007-A
Visit: QH0054940416

Interventions - Continued

Application/Monitoring Response Correct Application Verified/Quick Release	Safe
Restraint Skin/Circulation Intact	Patient Unable/Doesn't Understand
Restraint Respiratory Status	Yes
Type of ROM	Yes
Restraint Nutrition/Hydration	Even and Nonlabored
Restraint Toileting	Passive
	NG/JT/GT Feeding
	Foley/Condom Catheter, Peri Care
	Rendered
	Yes
Restraint Still Required	
Document 10/31/22 22:00 ST (Rec: 10/31/22 22:06 ST Desktop)	
Non Violent Restraints	
Restraint Intervention	
Alternatives Attempted to Avoid Restraints	Pain/Comfort Measures, Bring Patient Closer to Nurses Station, Constant Observation, Concealed Tubing/Dressing, Fall Protocol, Diversional Activities, Reposition for Comfort, Discontinue Unnecessary Devices, Remove Trigger Stimuli
	Monitoring
Restraint Intervention	
Application/Monitoring	
Restraint Type	Wrist, Left, Wrist, Right
Application/Monitoring Assessment	Disoriented, Disruption of Therapy
Restraint Mental Status	Confusion
Application/Monitoring Teaching	Frequent Reorientation, Remind Not to Disrupt Care/Treatment, Reminder to Be Safe
	Patient Unable/Doesn't Understand
	Yes
	Yes
Application/Monitoring Response	Even and Nonlabored
Correct Application Verified/Quick Release	Passive
Restraint Skin/Circulation Intact	NG/JT/GT Feeding
Restraint Respiratory Status	Foley/Condom Catheter, Peri Care
Type of ROM	Rendered
Restraint Nutrition/Hydration	
Restraint Toileting	
	No
Restraint Still Required	

Lyons, Kathleen A

Facility: Queen of the Valley Hospital **Location:** Q 1 Intensive Care Unit
 61 F 07/13/1961 **Med Rec Num:** MR01483046

Room-Bed: QI007-A
Visit: QH0054940416

Interventions - Continued

Document 10/31/22 23:59 ST (Rec: 11/01/22 02:23 ST Desktop)
 Non Violent Restraints

Restraint Intervention
 Alternatives Attempted to Avoid Restraints

Pain/Comfort Measures, Bring Patient Closer to Nurses Station, Constant Observation, Concealed Tubing/Dressing, Fall Protocol, Diversional Activities, Reposition for Comfort, Discontinue Unnecessary Devices, Remove Trigger Stimuli
 Monitoring
 Wrist, Left, Wrist, Right Disoriented, Disruption of Therapy
 Confusion
 Frequent Reorientation, Remind Not to Disrupt Care/Treatment, Reminder to Be Safe
 Patient Unable/Doesn't Understand
 Yes
 Yes
 Even and Nonlabored
 Passive
 NG/JT/GT Feeding
 Foley/Condom Catheter, Peri Care
 Rendered
 No

Restraint Intervention
 Application/Monitoring
 Restraint Type
 Application/Monitoring Assessment
 Restraint Mental Status
 Application/Monitoring Teaching
 Application/Monitoring Response
 Correct Application Verified/Quick Release
 Restraint Skin/Circulation Intact
 Restraint Respiratory Status
 Type of ROM
 Restraint Nutrition/Hydration
 Restraint Toileting

Restraint Still Required
 Document 11/01/22 02:00 ST (Rec: 11/01/22 02:55 ST Desktop)
 Non Violent Restraints
 Restraint Intervention
 Alternatives Attempted to Avoid Restraints

Pain/Comfort Measures, Bring Patient Closer to Nurses Station, Constant Observation, Concealed Tubing/Dressing, Fall Protocol, Diversional Activities, Reposition for Comfort, Discontinue Unnecessary Devices, Remove Trigger Stimuli

Lyons, Kathleen A

Facility: Queen of the Valley Hospital **Location:** Q 1 Intensive Care Unit
 61 F 07/13/1961 **Med Rec Num:** MR01483046

Room-Bed: QI007-A
Visit: QH0054940416

Interventions - Continued

Restraint Intervention	Monitoring
Application/Monitoring	Wrist, Left, Wrist, Right
Restraint Type	Disoriented, Disruption of Therapy
Application/Monitoring Assessment	Confusion
Restraint Mental Status	Frequent Reorientation, Remind Not to
Application/Monitoring Teaching	Disrupt Care/Treatment, Reminder to Be
	Safe
	Patient Unable/Doesn't Understand
	Yes
Application/Monitoring Response	Yes
Correct Application Verified/Quick Release	Even and Nonlabored
	Passive
	NG/JT/GT Feeding
	Foley/Condom Catheter, Peri Care
	Rendered
	No
Restraint Still Required	
Document 11/01/22 04:00 ST (Rec: 11/01/22 05:02 ST Desktop)	
Non Violent Restraints	
Restraint Intervention	
Alternatives Attempted to Avoid Restraints	Pain/Comfort Measures, Bring Patient
	Closer to Nurses Station, Constant
	Observation, Concealed Tubing/Dressing,
	Fall Protocol, Diversional Activities,
	Reposition for Comfort, Discontinue
	Unnecessary Devices, Remove Trigger
	Stimuli
	Monitoring
Restraint Intervention	Wrist, Left, Wrist, Right
Application/Monitoring	Disoriented, Disruption of Therapy
Restraint Type	Confusion
Application/Monitoring Assessment	Frequent Reorientation, Remind Not to
Restraint Mental Status	Disrupt Care/Treatment, Reminder to Be
Application/Monitoring Teaching	Safe
	Patient Unable/Doesn't Understand
	Yes

Lyons, Kathleen A

Facility: Queen of the Valley Hospital **Location:** Q 1 Intensive Care Unit
 61 F 07/13/1961 **Med Rec Num:** MR01483046

Room-Bed: QI007-A
Visit: QH0054940416

Interventions - Continued

Restraint Skin/Circulation Intact	Yes
Restraint Respiratory Status	Even and Nonlabored
Type of ROM	Passive
Restraint Nutrition/Hydration	NG/JT/GT Feeding
Restraint Toileting	Foley/Condom Catheter, Peri Care Rendered
Restraint Still Required	No
Document 11/01/22 06:00 ST (Rec: 11/01/22 06:46 ST Desktop)	
Non Violent Restraints	
Restraint Intervention	
Alternatives Attempted to Avoid Restraints	Pain/Comfort Measures, Bring Patient Closer to Nurses Station, Constant Observation, Concealed Tubing/Dressing, Fall Protocol, Diversional Activities, Reposition for Comfort, Discontinue Unnecessary Devices, Remove Trigger Stimuli
Restraint Intervention	Monitoring
Application/Monitoring	Wrist, Left, Wrist, Right
Restraint Type	Disoriented, Disruption of Therapy
Application/Monitoring Assessment	Confusion
Restraint Mental Status	Frequent Reorientation, Remind Not to Disrupt Care/Treatment, Reminder to Be Safe
Application/Monitoring Teaching	Patient Unable/Doesn't Understand
Application/Monitoring Response	Yes
Correct Application Verified/Quick Release	Yes
Restraint Skin/Circulation Intact	Even and Nonlabored
Restraint Respiratory Status	Passive
Type of ROM	NG/JT/GT Feeding
Restraint Nutrition/Hydration	Foley/Condom Catheter, Peri Care Rendered
Restraint Toileting	No
Restraint Still Required	
Document 11/01/22 08:00 RD (Rec: 11/01/22 08:56 RD Desktop)	
Non Violent Restraints	
Restraint Intervention	

Lyons, Kathleen A

Facility: Queen of the Valley Hospital **Location:** Q 1 Intensive Care Unit
 61 F 07/13/1961 **Med Rec Num:** MR01483046

Room-Bed: QI007-A
Visit: QH0054940416

Interventions - Continued

Alternatives Attempted to Avoid Restraints

Limit Setting/Control, Pain/Comfort Measures, Medication, Bed Alarm, Bring Patient Closer to Nurses Station, Constant Observation, Verbal Intervention, Concealed Tubing/Dressing Removal

Restraint Intervention
 Removal
 Criteria for Restraint Removal
 Restraint Removal Teaching

Absence of Aggression
 Frequent Reorientation, Notify/Inform Family, Remind About IV/Tubes, Remind Not to Disrupt Care/Treatment, Reminder to Be Safe
 Patient Unable/Doesn't Understand

Restraint Removal Response
 Seizure Precautions
 Freq: QSHIFF
 Start: 11/27/22 18:07
 Status: Discharge

Document 11/27/22 20:00 JAB (Rec: 11/27/22 20:41 JAB Desktop)
 Seizure Precautions
 Seizure Precautions
 Seizure Precautions
 Oral Airway at Bedside, Suction Readily Available, Bed Controls and Call Light Within Reach, All Side Rails Up/Padded, Objects Removed That Might Cause Injury

Document 11/28/22 08:00 UG (Rec: 11/28/22 16:34 UG Desktop)
 Seizure Precautions
 Seizure Precautions
 Seizure Precautions
 Oral Airway at Bedside, Suction Readily Available, Bed Controls and Call Light Within Reach, All Side Rails Up/Padded, Objects Removed That Might Cause Injury

Document 11/28/22 20:00 XD (Rec: 11/28/22 21:02 XD Desktop)
 Seizure Precautions
 Seizure Precautions
 Seizure Precautions
 Oral Airway at Bedside, Suction Readily Available, Bed Controls and Call Light

Lyons, Kathleen A

Facility: Queen of the Valley Hospital **Location:** Q 1 Intensive Care Unit
 61 F 07/13/1961 **Med Rec Num:** MR01483046

Room-Bed: QI007-A
Visit: QH0054940416

Interventions - Continued

Within Reach, All Side Rails Up/Padded
 , Objects Removed That Might Cause
 Injury

Document 11/29/22 08:00 UG (Rec: 11/29/22 09:56 UG Desktop)
 Seizure Precautions
 Seizure Precautions

Oral Airway at Bedside, Suction Readily
 Available, Bed Controls and Call Light
 Within Reach, All Side Rails Up/Padded
 , Objects Removed That Might Cause
 Injury

Document 11/29/22 20:00 XD (Rec: 11/29/22 20:13 XD Desktop)
 Seizure Precautions
 Seizure Precautions
 Seizure Precautions

Oral Airway at Bedside, Suction Readily
 Available, Bed Controls and Call Light
 Within Reach, All Side Rails Up/Padded
 , Objects Removed That Might Cause
 Injury

Document 11/30/22 08:00 JM (Rec: 11/30/22 09:45 JM Desktop)
 Seizure Precautions
 Seizure Precautions
 Seizure Precautions

Oral Airway at Bedside, Suction Readily
 Available, Bed Controls and Call Light
 Within Reach, All Side Rails Up/Padded
 , Objects Removed That Might Cause
 Injury

Document 11/30/22 20:00 HL (Rec: 11/30/22 23:49 HL Desktop)
 Seizure Precautions
 Seizure Precautions
 Seizure Precautions

Oral Airway at Bedside, Suction Readily
 Available, Bed Controls and Call Light
 Within Reach, All Side Rails Up/Padded
 , Objects Removed That Might Cause
 Injury

Document 12/01/22 08:00 JR (Rec: 12/01/22 09:49 JR Desktop)
 Seizure Precautions

Lyons, Kathleen A

Facility: Queen of the Valley Hospital **Location:** Q 1 Intensive Care Unit
 61 F 07/13/1961 **Med Rec Num:** MR01483046

Room-Bed: QI007-A
Visit: QH0054940416

Interventions - Continued

Seizure Precautions
 Seizure Precautions

Oral Airway at Bedside, Suction Readily Available, Bed Controls and Call Light Within Reach, All Side Rails Up/Padded, Objects Removed That Might Cause Injury

Document 12/01/22 20:00 HL (Rec: 12/01/22 20:34 HL Desktop)
 Seizure Precautions
 Seizure Precautions
 Seizure Precautions

Oral Airway at Bedside, Suction Readily Available, Bed Controls and Call Light Within Reach, All Side Rails Up/Padded, Objects Removed That Might Cause Injury

Sepsis Screening Start: 10/18/22 23:09
 Freq: QSHIFP Status: Complete
 Protocol:

Document 10/19/22 08:00 LZ (Rec: 10/19/22 10:02 LZ Desktop)
 Sepsis Screening

Patient Currently Septic? No
 Patient Septic Treatment in Progress
 Level 1 - Infection None
 Infection Criteria Present
 Query Text: As evidenced by any of the following:
 * Recent Invasive Procedure or Surgery
 * Fever/Chills
 * Cough/Shortness of Breath
 * Central Line
 * Abdominal Pain - Not Related to Trauma
 * Purulent Wound Drainage
 * Cellulitis
 * On Antibiotic Therapy (Not Prophylactic)
 Level 2 - SIRS
 SIRS Criteria Present None
 Response
 Sepsis Screen No Definite Risk
 Action Taken No Action Required

Lyons Kathleen A

Facility: Queen of the Valley Hospital **Location:** Q 1 Intensive Care Unit
 61 F 07/13/1961 **Med Rec Num:** MR01483046

Room-Bed: QI007-A
Visit: QH0054940416

Interventions - Continued

Document 10/19/22 19:36 REG(3) (Rec: 10/19/22 20:09 REG(3) Desktop)
 Sepsis Screening

Patient Currently Septic?

Patient Septic Treatment in Progress

Level 1 - Infection

Infection Criteria Present

Query Text:As evidenced by any of the following:

- * Recent Invasive Procedure or Surgery
- * Fever/Chills
- * Cough/Shortness of Breath
- * Central Line
- * Abdominal Pain - Not Related to Trauma
- * Purulent Wound Drainage
- * Cellulitis
- * On Antibiotic Therapy (Not Prophylactic)

Level 2 - SIRS

SIRS Criteria Present

Response

Sepsis Screen

Action Taken

Document 10/20/22 08:00 LZ (Rec: 10/20/22 12:45 LZ Desktop)

Sepsis Screening

Patient Currently Septic?

Patient Septic Treatment in Progress

Level 1 - Infection

Infection Criteria Present

Query Text:As evidenced by any of the following:

- * Recent Invasive Procedure or Surgery
- * Fever/Chills
- * Cough/Shortness of Breath
- * Central Line
- * Abdominal Pain - Not Related to Trauma
- * Purulent Wound Drainage
- * Cellulitis
- * On Antibiotic Therapy (Not Prophylactic)

Level 2 - SIRS

SIRS Criteria Present

None

None
 No Definite Risk
 No Action Required

No

None

Lyons Kathleen A

Facility: Queen of the Valley Hospital **Location:** Q 1 Intensive Care Unit
 61 F 07/13/1961 **Med Rec Num:** MR01483046

Room-Bed: QI007-A
Visit: QH0054940416

Interventions - Continued

Response					
Sepsis Screen					No Definite Risk
Action Taken					No Action Required
Document	10/20/22 20:00	REG(4)	(Rec: 10/21/22 00:06	REG(4)	Desktop)
Sepsis Screening					
Patient Currently Septic?					No
Level 1 - Infection					None
Inflection Criteria Present					
Query Text:As evidenced by any of the following:					
* Recent Invasive Procedure or Surgery					
* Fever/Chills					
* Cough/Shortness of Breath					
* Central Line					
* Abdominal Pain - Not Related to Trauma					
* Purulent Wound Drainage					
* Cellulitis					
* On Antibiotic Therapy (Not Prophylactic)					
Level 2 - SIRS					
SIRS Criteria Present					None
Response					
Sepsis Screen					No Definite Risk
Action Taken					No Action Required
Document	10/21/22 08:00	KL	(Rec: 10/21/22 10:44	KL	Desktop)
Sepsis Screening					
Patient Currently Septic?					No
Level 1 - Infection					None
Inflection Criteria Present					
Query Text:As evidenced by any of the following:					
* Recent Invasive Procedure or Surgery					
* Fever/Chills					
* Cough/Shortness of Breath					
* Central Line					
* Abdominal Pain - Not Related to Trauma					
* Purulent Wound Drainage					
* Cellulitis					

Lyons, Kathleen A

Facility: Queen of the Valley Hospital **Location:** Q 1 Intensive Care Unit
 61 F 07/13/1961 **Med Rec Num:** MR01483046

Room-Bed: QI007-A
Visit: QH0054940416

Interventions - Continued

* On Antibiotic Therapy (Not Prophylactic)	
Level 2 - SIRS	
SIRS Criteria Present	None
Response	
Sepsis Screen	No Definite Risk
Action Taken	No Action Required
Document 10/21/22 20:00 JU (Rec: 10/21/22 21:48 JU Desktop)	
Sepsis Screening	
Patient Currently Septic?	No
Level 1 - Infection	
Infection Criteria Present	None
Query Text:As evidenced by any of the following:	
* Recent Invasive Procedure or Surgery	
* Fever/Chills	
* Cough/Shortness of Breath	
* Central Line	
* Abdominal Pain - Not Related to Trauma	
* Purulent Wound Drainage	
* Cellulitis	
* On Antibiotic Therapy (Not Prophylactic)	
Level 2 - SIRS	
SIRS Criteria Present	None
Response	
Sepsis Screen	No Definite Risk
Action Taken	No Action Required
Document 10/22/22 08:00 LZ (Rec: 10/22/22 10:11 LZ Desktop)	
Sepsis Screening	
Patient Currently Septic?	No
Patient Septic Treatment in Progress	
Level 1 - Infection	
Infection Criteria Present	None
Query Text:As evidenced by any of the following:	
* Recent Invasive Procedure or Surgery	
* Fever/Chills	
* Cough/Shortness of Breath	
* Central Line	

Lyons, Kathleen A

Facility: Queen of the Valley Hospital **Location:** Q 1 Intensive Care Unit
 61 F 07/13/1961 **Med Rec Num:** MR01483046

Room-Bed: QI007-A
Visit: QH0054940416

Interventions - Continued

- * Abdominal Pain - Not Related to Trauma
- * Purulent Wound Drainage
- * Cellulitis
- * On Antibiotic Therapy (Not Prophylactic)

Level 2 - SIRS

SIRS Criteria Present

Response

Sepsis Screen
 Action Taken

No Definite Risk
 No Action Required

Document 10/22/22 20:00 JU (Rec: 10/22/22 23:17 JU Desktop)

Sepsis Screening

Patient Currently Septic?

Patient Septic Treatment in Progress

Level 1 - Infection

Infection Criteria Present

None

Query Text:As evidenced by any of the following:

* Recent Invasive Procedure or Surgery

* Fever/Chills

* Cough/Shortness of Breath

* Central Line

* Abdominal Pain - Not Related to Trauma

* Purulent Wound Drainage

* Cellulitis

* On Antibiotic Therapy (Not Prophylactic)

Level 2 - SIRS

SIRS Criteria Present

None

Response

Sepsis Screen
 Action Taken

No Definite Risk
 No Action Required

Document 10/23/22 08:00 SL (Rec: 10/23/22 08:26 SL Desktop)

Sepsis Screening

Patient Currently Septic?

Patient Septic Treatment in Progress

Level 1 - Infection

Infection Criteria Present

None

Query Text:As evidenced by any of the following:

* Recent Invasive Procedure or Surgery

Lyons Kathleen A

Facility: Queen of the Valley Hospital **Location:** Q 1 Intensive Care Unit
 61 F 07/13/1961 **Med Rec Num:** MR01483046

Room-Bed: QI007-A
Visit: QH0054940416

Interventions - Continued

- * Fever/Chills
- * Cough/Shortness of Breath
- * Central Line
- * Abdominal Pain - Not Related to Trauma
- * Purulent Wound Drainage
- * Cellulitis
- * On Antibiotic Therapy (Not Prophylactic)

Level 2 - SIRS
 SIRS Criteria Present

None

Response

Sepsis Screen
 Action Taken

No Definite Risk
 No Action Required

Document 10/23/22 20:00 JU (Rec: 10/23/22 22:55 JU Desktop)

Sepsis Screening

Patient Currently Septic?

No

Level 1 - Infection

None

Infection Criteria Present

Query Text:As evidenced by any of the following:

- * Recent Invasive Procedure or Surgery
- * Fever/Chills
- * Cough/Shortness of Breath
- * Central Line
- * Abdominal Pain - Not Related to Trauma
- * Purulent Wound Drainage
- * Cellulitis
- * On Antibiotic Therapy (Not Prophylactic)

Level 2 - SIRS
 SIRS Criteria Present

None

Response

Sepsis Screen
 Action Taken

No Definite Risk
 No Action Required

Document 10/24/22 08:00 LZ (Rec: 10/24/22 12:50 LZ Desktop)

Sepsis Screening

Patient Currently Septic?

No

Level 1 - Infection

Patient Septic Treatment in Progress

Lyons, Kathleen A

Facility: Queen of the Valley Hospital **Location:** Q 1 Intensive Care Unit
 61 F 07/13/1961 **Med Rec Num:** MR01483046

Room-Bed: QI007-A
Visit: QH0054940416

Interventions - Continued

Infection Criteria Present		None
Query Text:As evidenced by any of the following:		
* Recent Invasive Procedure or Surgery		
* Fever/Chills		
* Cough/Shortness of Breath		
* Central Line		
* Abdominal Pain - Not Related to Trauma		
* Purulent Wound Drainage		
* Cellulitis		
* On Antibiotic Therapy (Not Prophylactic)		
Level 2 - SIRS		
SIRS Criteria Present		None
Response		
Sepsis Screen		No Definite Risk
Action Taken		No Action Required
Document 10/24/22 20:00 LM (Rec: 10/24/22 23:17 LM QNSUK104)		
Sepsis Screening		
Patient Currently Septic?		No
Level 1 - Infection		
Infection Criteria Present		None
Query Text:As evidenced by any of the following:		
* Recent Invasive Procedure or Surgery		
* Fever/Chills		
* Cough/Shortness of Breath		
* Central Line		
* Abdominal Pain - Not Related to Trauma		
* Purulent Wound Drainage		
* Cellulitis		
* On Antibiotic Therapy (Not Prophylactic)		
Level 2 - SIRS		
SIRS Criteria Present		None
Response		
Sepsis Screen		No Definite Risk
Action Taken		No Action Required
Document 10/25/22 08:00 BP (Rec: 10/25/22 14:08 BP Other)		
Sepsis Screening		

Lyons Kathleen A

Facility: Queen of the Valley Hospital **Location:** Q 1 Intensive Care Unit
 61 F 07/13/1961 **Med Rec Num:** MR01483046

Room-Bed: QI007-A
Visit: QH0054940416

Interventions - Continued

Patient Currently Septic?	No
Patient Septic Treatment in Progress	No
Level 1 - Infection	None
Infection Criteria Present	None
Query Text:As evidenced by any of the following:	
* Recent Invasive Procedure or Surgery	
* Fever/Chills	
* Cough/Shortness of Breath	
* Central Line	
* Abdominal Pain - Not Related to Trauma	
* Purulent Wound Drainage	
* Cellulitis	
* On Antibiotic Therapy (Not Prophylactic)	
Level 2 - SIRS	None
SIRS Criteria Present	None
Response	No Definite Risk
Septis Screen	No Action Required
Action Taken	
Document 10/25/22 20:00 JDM (Rec: 10/25/22 22:33 JDM QNSUK104)	
Septis Screening	
Patient Currently Septic?	No
Patient Septic Treatment in Progress	No
Level 1 - Infection	None
Infection Criteria Present	None
Query Text:As evidenced by any of the following:	
* Recent Invasive Procedure or Surgery	
* Fever/Chills	
* Cough/Shortness of Breath	
* Central Line	
* Abdominal Pain - Not Related to Trauma	
* Purulent Wound Drainage	
* Cellulitis	
* On Antibiotic Therapy (Not Prophylactic)	
Level 2 - SIRS	None
SIRS Criteria Present	None
Response	No Definite Risk
Septis Screen	No Definite Risk

Lyons, Kathleen A

Facility: Queen of the Valley Hospital **Location:** Q 1 Intensive Care Unit
 61 F 07/13/1961 **Med Rec Num:** MR01483046

Room-Bed: QI007-A
Visit: QH0054940416

Interventions - Continued

Action Taken

Document 10/26/22 08:00 SK (Rec: 10/26/22 09:00 SK Desktop)

No Action Required

Sepsis Screening

Patient Currently Septic?

Patient Septic Treatment in Progress

No

Level 1 - Infection

Infection Criteria Present

None

Query Text:As evidenced by any of the following:

- * Recent Invasive Procedure or Surgery

- * Fever/Chills

- * Cough/Shortness of Breath

- * Central Line

- * Abdominal Pain - Not Related to Trauma

- * Purulent Wound Drainage

- * Cellulitis

- * On Antibiotic Therapy (Not Prophylactic)

Level 2 - SIRS

SIRS Criteria Present

None

Response

Sepsis Screen

No Definite Risk

Action Taken

No Action Required

Sepsis Screening

Freq: QSHIFF

Start: 10/26/22 21:20
 Status: Discharge

Protocol:

Document 10/27/22 08:00 LH (Rec: 10/27/22 13:01 LH Desktop)

Sepsis Screening

Patient Currently Septic?

Patient Septic Treatment in Progress

No

Level 1 - Infection

Infection Criteria Present

None

Query Text:As evidenced by any of the following:

- * Recent Invasive Procedure or Surgery

- * Fever/Chills

- * Cough/Shortness of Breath

- * Central Line

- * Abdominal Pain - Not Related to Trauma

- * Purulent Wound Drainage

Lyons, Kathleen A

Facility: Queen of the Valley Hospital **Location:** Q 1 Intensive Care Unit
 61 F 07/13/1961 **Med Rec Num:** MR01483046

Room-Bed: QI007-A
Visit: QH0054940416

Interventions - Continued

* Cellulitis				
* On Antibiotic Therapy (Not Prophylactic)				
Level 2 - SIRS				
SIRS Criteria Present				None
Response				
Sepsis Screen				No Definite Risk
Action Taken				No Action Required
Document	10/27/22 20:00	JAB	(Rec: 10/27/22 23:48	JAB Desktop)
Sepsis Screening				
Patient Currently Septic?				No
Patient Septic Treatment in Progress				No
Level 1 - Infection				None
Infection Criteria Present				
Query Text:As evidenced by any of the following:				
* Recent Invasive Procedure or Surgery				
* Fever/Chills				
* Cough/Shortness of Breath				
* Central Line				
* Abdominal Pain - Not Related to Trauma				
* Purulent Wound Drainage				
* Cellulitis				
* On Antibiotic Therapy (Not Prophylactic)				
Level 2 - SIRS				
SIRS Criteria Present				None
Response				
Sepsis Screen				No Definite Risk
Action Taken				No Action Required
Document	10/28/22 08:00	GH	(Rec: 10/28/22 08:03	GH Other)
Sepsis Screening				
Patient Currently Septic?				No
Patient Septic Treatment in Progress				No
Level 1 - Infection				None
Infection Criteria Present				
Query Text:As evidenced by any of the following:				
* Recent Invasive Procedure or Surgery				
* Fever/Chills				
* Cough/Shortness of Breath				

Lyons, Kathleen A

Facility: Queen of the Valley Hospital **Location:** Q 1 Intensive Care Unit
 61 F 07/13/1961 **Med Rec Num:** MR01483046

Room-Bed: QI007-A
Visit: QH0054940416

Interventions - Continued

- * Central Line
- * Abdominal Pain - Not Related to Trauma
- * Purulent Wound Drainage
- * Cellulitis
- * On Antibiotic Therapy (Not Prophylactic)

Level 2 - SIRS
 SIRS Criteria Present

Response
 Sepsis Screen
 Action Taken

None
 No Definite Risk
 No Action Required

Document 10/28/22 20:00 ML (Rec: 10/28/22 20:32 ML Desktop)
 Sepsis Screening

Patient Currently Septic?

Patient Septic Treatment in Progress

No

Level 1 - Infection

Infection Criteria Present

None

Query Text:As evidenced by any of the following:

- * Recent Invasive Procedure or Surgery
- * Fever/Chills
- * Cough/Shortness of Breath
- * Central Line
- * Abdominal Pain - Not Related to Trauma
- * Purulent Wound Drainage
- * Cellulitis
- * On Antibiotic Therapy (Not Prophylactic)

Level 2 - SIRS

SIRS Criteria Present

None

Response
 Sepsis Screen
 Action Taken

No Definite Risk
 No Action Required

Document 10/29/22 08:00 LH (Rec: 10/29/22 09:56 LH Desktop)

Sepsis Screening

Patient Currently Septic?

Patient Septic Treatment in Progress

No

Level 1 - Infection

Infection Criteria Present

None

Query Text:As evidenced by any of the following:

Lyons Kathleen A

Facility: Queen of the Valley Hospital **Location:** Q 1 Intensive Care Unit
 61 F 07/13/1961 **Med Rec Num:** MR01483046

Room-Bed: QI007-A
Visit: QH0054940416

Interventions - Continued

- * Recent Invasive Procedure or Surgery
- * Fever/Chills
- * Cough/Shortness of Breath
- * Central Line
- * Abdominal Pain - Not Related to Trauma
- * Purulent Wound Drainage
- * Cellulitis
- * On Antibiotic Therapy (Not Prophylactic)

Level 2 - SIRS
 SIRS Criteria Present

WBC < 4k or > 12k or Bands > 10%

Response
 Sepsis Screen
 Action Taken

No Definite Risk
 No Action Required

Document 10/29/22 20:00 XD (Rec: 10/29/22 21:45 XD Desktop)

Sepsis Screening
 Patient Currently Septic?

No

Patient Septic Treatment in Progress
 Level 1 - Infection
 Infection Criteria Present

None

Query Text:As evidenced by any of the following:

- * Recent Invasive Procedure or Surgery
- * Fever/Chills
- * Cough/Shortness of Breath
- * Central Line
- * Abdominal Pain - Not Related to Trauma
- * Purulent Wound Drainage
- * Cellulitis
- * On Antibiotic Therapy (Not Prophylactic)

Level 2 - SIRS
 SIRS Criteria Present

WBC < 4k or > 12k or Bands > 10%

Response
 Sepsis Screen
 Action Taken

No Definite Risk
 No Action Required

Document 10/30/22 08:00 LH (Rec: 10/30/22 09:54 LH Laptop)
 Sepsis Screening
 Patient Currently Septic?

Patient Septic Treatment in Progress

No

Lyons, Kathleen A

Facility: Queen of the Valley Hospital **Location:** Q 1 Intensive Care Unit
 61 F 07/13/1961 **Med Rec Num:** MR01483046

Room-Bed: QI007-A
Visit: QH0054940416

Interventions - Continued

Level 1 - Infection		None
Infection Criteria Present		
Query Text:As evidenced by any of the following:		
* Recent Invasive Procedure or Surgery		
* Fever/Chills		
* Cough/Shortness of Breath		
* Central Line		
* Abdominal Pain - Not Related to Trauma		
* Purulent Wound Drainage		
* Cellulitis		
* On Antibiotic Therapy (Not Prophylactic)		
Level 2 - SIRS		
SIRS Criteria Present		None
Response		
Sepsis Screen		No Definite Risk
Action Taken		No Action Required
Document	10/30/22 20:00 XD (Rec: 10/30/22 20:32 XD Desktop)	
Sepsis Screening		
Patient Currently Septic?		No
Level 1 - Infection		
Infection Criteria Present		None
Query Text:As evidenced by any of the following:		
* Recent Invasive Procedure or Surgery		
* Fever/Chills		
* Cough/Shortness of Breath		
* Central Line		
* Abdominal Pain - Not Related to Trauma		
* Purulent Wound Drainage		
* Cellulitis		
* On Antibiotic Therapy (Not Prophylactic)		
Level 2 - SIRS		
SIRS Criteria Present		None
Response		
Sepsis Screen		No Definite Risk
Action Taken		No Action Required
Document	10/31/22 08:00 CO (Rec: 10/31/22 08:19 CO Desktop)	

Lyons, Kathleen A

Facility: Queen of the Valley Hospital **Location:** Q 1 Intensive Care Unit
 61 F 07/13/1961 **Med Rec Num:** MR01483046

Room-Bed: QI007-A
Visit: QH0054940416

Interventions - Continued

Sepsis Screening

Patient Currently Septic?

Patient Septic Treatment in Progress

Level 1 - Infection

Infection Criteria Present

Query Text:As evidenced by any of the following:

* Recent Invasive Procedure or Surgery

* Fever/Chills

* Cough/Shortness of Breath

* Central Line

* Abdominal Pain - Not Related to Trauma

* Purulent Wound Drainage

* Cellulitis

* On Antibiotic Therapy (Not Prophylactic)

Level 2 - SIRS

SIRS Criteria Present

Response

Sepsis Screen

Action Taken

Document 10/31/22 20:00 ST (Rec: 10/31/22 21:43 ST Desktop)

Sepsis Screening

Patient Currently Septic?

Patient Septic Treatment in Progress

Level 1 - Infection

Infection Criteria Present

Query Text:As evidenced by any of the following:

* Recent Invasive Procedure or Surgery

* Fever/Chills

* Cough/Shortness of Breath

* Central Line

* Abdominal Pain - Not Related to Trauma

* Purulent Wound Drainage

* Cellulitis

* On Antibiotic Therapy (Not Prophylactic)

Level 2 - SIRS

SIRS Criteria Present

Response

None

Lyons Kathleen A

Facility: Queen of the Valley Hospital **Location:** Q 1 Intensive Care Unit
 61 F 07/13/1961 **Med Rec Num:** MR01483046

Room-Bed: QI007-A
Visit: QH0054940416

Interventions - Continued

Sepsis Screen				No Definite Risk
Action Taken				No Action Required
Document	11/01/22 08:00	RD	(Rec: 11/01/22 08:56 RD Desktop)	
Sepsis Screening				
Patient Currently Septic?				No
Level 1 - Infection				None
Infection Criteria Present				
Query Text:As evidenced by any of the following:				
* Recent Invasive Procedure or Surgery				
* Fever/Chills				
* Cough/Shortness of Breath				
* Central Line				
* Abdominal Pain - Not Related to Trauma				
* Purulent Wound Drainage				
* Cellulitis				
* On Antibiotic Therapy (Not Prophylactic)				
Level 2 - SIRS				
SIRS Criteria Present				None
Response				
Sepsis Screen				No Definite Risk
Action Taken				No Action Required
Document	11/01/22 20:00	ST	(Rec: 11/01/22 22:56 ST Desktop)	
Sepsis Screening				
Patient Currently Septic?				No
Patient Septic Treatment in Progress				
Level 1 - Infection				None
Infection Criteria Present				
Query Text:As evidenced by any of the following:				
* Recent Invasive Procedure or Surgery				
* Fever/Chills				
* Cough/Shortness of Breath				
* Central Line				
* Abdominal Pain - Not Related to Trauma				
* Purulent Wound Drainage				
* Cellulitis				
* On Antibiotic Therapy (Not Prophylactic)				

Lyons, Kathleen A

Facility: Queen of the Valley Hospital **Location:** Q 1 Intensive Care Unit
 61 F 07/13/1961 **Med Rec Num:** MR01483046

Room-Bed: QI007-A
Visit: QH0054940416

Interventions - Continued

Level 2 - SIRS					None
SIRS Criteria Present					
Response					
Sepsis Screen					No Definite Risk
Action Taken					No Action Required
Document	11/02/22	08:00	EC	(Rec: 11/02/22 10:07	EC Desktop)
Sepsis Screening					
Patient Currently Septic?					No
Patient Septic Treatment in Progress					
Level 1 - Infection					None
Infection Criteria Present					
Query Text:As evidenced by any of the following:					
* Recent Invasive Procedure or Surgery					
* Fever/Chills					
* Cough/Shortness of Breath					
* Central Line					
* Abdominal Pain - Not Related to Trauma					
* Purulent Wound Drainage					
* Cellulitis					
* On Antibiotic Therapy (Not Prophylactic)					
Level 2 - SIRS					
SIRS Criteria Present					None
Response					
Sepsis Screen					No Definite Risk
Action Taken					No Action Required
Document	11/02/22	20:00	HL	(Rec: 11/02/22 20:36	HL Other)
Sepsis Screening					
Patient Currently Septic?					No
Patient Septic Treatment in Progress					
Level 1 - Infection					None
Infection Criteria Present					
Query Text:As evidenced by any of the following:					
* Recent Invasive Procedure or Surgery					
* Fever/Chills					
* Cough/Shortness of Breath					
* Central Line					
* Abdominal Pain - Not Related to Trauma					

Lyons Kathleen A

Facility: Queen of the Valley Hospital **Location:** Q 1 Intensive Care Unit
 61 F 07/13/1961 **Med Rec Num:** MR01483046

Room-Bed: QI007-A
Visit: QH0054940416

Interventions - Continued

* Purulent Wound Drainage				
* Cellulitis				
* On Antibiotic Therapy (Not Prophylactic)				
Level 2 - SIRS				
SIRS Criteria Present				None
Response				
Sepsis Screen				No Definite Risk
Action Taken				No Action Required
Document 11/03/22 08:00 CO (Rec: 11/03/22 08:21 CO Desktop)				
Sepsis Screening				
Patient Currently Septic?				No
Patient Septic Treatment in Progress				
Level 1 - Infection				None
Infection Criteria Present				
Query Text:As evidenced by any of the following:				
* Recent Invasive Procedure or Surgery				
* Fever/Chills				
* Cough/Shortness of Breath				
* Central Line				
* Abdominal Pain - Not Related to Trauma				
* Purulent Wound Drainage				
* Cellulitis				
* On Antibiotic Therapy (Not Prophylactic)				
Level 2 - SIRS				
SIRS Criteria Present				None
Response				
Sepsis Screen				No Definite Risk
Action Taken				No Action Required
Document 11/03/22 20:00 HL (Rec: 11/03/22 20:28 HL Desktop)				
Sepsis Screening				
Patient Currently Septic?				No
Patient Septic Treatment in Progress				
Level 1 - Infection				None
Infection Criteria Present				
Query Text:As evidenced by any of the following:				
* Recent Invasive Procedure or Surgery				
* Fever/Chills				

Lyons Kathleen A

Facility: Queen of the Valley Hospital **Location:** Q 1 Intensive Care Unit
 61 F 07/13/1961 **Med Rec Num:** MR01483046

Room-Bed: QI007-A
Visit: QH0054940416

Interventions - Continued

* Cough/Shortness of Breath					
* Central Line					
* Abdominal Pain - Not Related to Trauma					
* Purulent Wound Drainage					
* Cellulitis					
* On Antibiotic Therapy (Not Prophylactic)					
Level 2 - SIRS					
SIRS Criteria Present					None
Response					
Sepsis Screen					No Definite Risk
Action Taken					No Action Required
Document	11/04/22	08:00	CO	(Rec: 11/04/22 08:27	CO Desktop)
Sepsis Screening					
Patient Currently Septic?					No
Patient Septic Treatment in Progress					No
Level 1 - Infection					None
Infection Criteria Present					
Query Text:As evidenced by any of the following:					
* Recent Invasive Procedure or Surgery					
* Fever/Chills					
* Cough/Shortness of Breath					
* Central Line					
* Abdominal Pain - Not Related to Trauma					
* Purulent Wound Drainage					
* Cellulitis					
* On Antibiotic Therapy (Not Prophylactic)					
Level 2 - SIRS					
SIRS Criteria Present					None
Response					
Sepsis Screen					No Definite Risk
Action Taken					No Action Required
Document	11/04/22	20:00	KC	(Rec: 11/04/22 21:18	KC Desktop)
Sepsis Screening					
Patient Currently Septic?					No
Patient Septic Treatment in Progress					No
Level 1 - Infection					None
Infection Criteria Present					

Lyons Kathleen A

Facility: Queen of the Valley Hospital **Location:** Q 1 Intensive Care Unit
 61 F 07/13/1961 **Med Rec Num:** MR01483046

Room-Bed: QI007-A
Visit: QH0054940416

Interventions - Continued

Query Text:As evidenced by any of the following:

- * Recent Invasive Procedure or Surgery
- * Fever/Chills
- * Cough/Shortness of Breath
- * Central Line
- * Abdominal Pain - Not Related to Trauma
- * Purulent Wound Drainage
- * Cellulitis
- * On Antibiotic Therapy (Not Prophylactic)

Level 2 - SIRS
 SIRS Criteria Present
 Response
 None

Sepsis Screen
 Action Taken
 Document 11/05/22 08:00 JM (Rec: 11/05/22 10:54 JM Desktop)
 No Definite Risk
 No Action Required

Sepsis Screening
 Patient Currently Septic?
 Patient Septic Treatment in Progress
 Level 1 - Infection
 Infection Criteria Present
 None

- Query Text:As evidenced by any of the following:
- * Recent Invasive Procedure or Surgery
 - * Fever/Chills
 - * Cough/Shortness of Breath
 - * Central Line
 - * Abdominal Pain - Not Related to Trauma
 - * Purulent Wound Drainage
 - * Cellulitis
 - * On Antibiotic Therapy (Not Prophylactic)

Level 2 - SIRS
 SIRS Criteria Present
 Response
 WBC < 4k or > 12k or Bands > 10%

Sepsis Screen
 Action Taken
 Document 11/05/22 20:00 KC (Rec: 11/05/22 21:15 KC Desktop)
 No Definite Risk
 No Action Required

Sepsis Screening
 Patient Currently Septic?

Lyons, Kathleen A

Facility: Queen of the Valley Hospital **Location:** Q 1 Intensive Care Unit
 61 F 07/13/1961 **Med Rec Num:** MR01483046

Room-Bed: QI007-A
Visit: QH0054940416

Interventions - Continued

Patient Septic Treatment in Progress

No

Level 1 - Infection

Infection Criteria Present

None

Query Text:As evidenced by any of the following:

- * Recent Invasive Procedure or Surgery
- * Fever/Chills
- * Cough/Shortness of Breath
- * Central Line
- * Abdominal Pain - Not Related to Trauma
- * Purulent Wound Drainage
- * Cellulitis
- * On Antibiotic Therapy (Not Prophylactic)

Level 2 - SIRS

SIRS Criteria Present

WBC < 4k or > 12k or Bands > 10%

Response

Sepsis Screen

No Definite Risk

Action Taken

No Action Required

Document 11/06/22 08:00 JM (Rec: 11/06/22 11:01 JM Desktop)

Sepsis Screening

Patient Currently Septic?

Patient Septic Treatment in Progress

No

Level 1 - Infection

Infection Criteria Present

None

Query Text:As evidenced by any of the following:

- * Recent Invasive Procedure or Surgery
- * Fever/Chills
- * Cough/Shortness of Breath
- * Central Line
- * Abdominal Pain - Not Related to Trauma
- * Purulent Wound Drainage
- * Cellulitis
- * On Antibiotic Therapy (Not Prophylactic)

Level 2 - SIRS

SIRS Criteria Present

WBC < 4k or > 12k or Bands > 10%

Response

Sepsis Screen

No Definite Risk

Action Taken

No Action Required

Lyons Kathleen A

Facility: Queen of the Valley Hospital **Location:** Q 1 Intensive Care Unit
 61 F 07/13/1961 **Med Rec Num:** MR01483046

Room-Bed: QI007-A
Visit: QH0054940416

Interventions - Continued

Document 11/06/22 20:00 KC (Rec: 11/06/22 21:18 KC Desktop)
 Sepsis Screening

Patient Currently Septic?

Patient Septic Treatment in Progress

Level 1 - Infection

Infection Criteria Present

Query Text:As evidenced by any of the following:

* Recent Invasive Procedure or Surgery

* Fever/Chills

* Cough/Shortness of Breath

* Central Line

* Abdominal Pain - Not Related to Trauma

* Purulent Wound Drainage

* Cellulitis

* On Antibiotic Therapy (Not Prophylactic)

Level 2 - SIRS

SIRS Criteria Present

Response

Sepsis Screen

Action Taken

Document 11/07/22 08:00 RD (Rec: 11/07/22 09:25 RD Desktop)

Sepsis Screening

Patient Currently Septic?

Patient Septic Treatment in Progress

Level 1 - Infection

Infection Criteria Present

Query Text:As evidenced by any of the following:

* Recent Invasive Procedure or Surgery

* Fever/Chills

* Cough/Shortness of Breath

* Central Line

* Abdominal Pain - Not Related to Trauma

* Purulent Wound Drainage

* Cellulitis

* On Antibiotic Therapy (Not Prophylactic)

Level 2 - SIRS

SIRS Criteria Present

WBC < 4k or > 12k or Bands > 10%

No Definite Risk

No Action Required

No

None

None

Lyons Kathleen A

Facility: Queen of the Valley Hospital **Location:** Q 1 Intensive Care Unit
 61 F 07/13/1961 **Med Rec Num:** MR01483046

Room-Bed: QI007-A
Visit: QH0054940416

Interventions - Continued

Response							
Sepsis Screen							No Definite Risk
Action Taken							No Action Required
Document	11/07/22	20:00	CMS	(Rec: 11/07/22 20:04	CMS	Desktop)	
Sepsis Screening							
Patient Currently Septic?							No
Patient Septic Treatment in Progress							
Level 1 - Infection							None
Infection Criteria Present							
Query Text:As evidenced by any of the following:							
* Recent Invasive Procedure or Surgery							
* Fever/Chills							
* Cough/Shortness of Breath							
* Central Line							
* Abdominal Pain - Not Related to Trauma							
* Purulent Wound Drainage							
* Cellulitis							
* On Antibiotic Therapy (Not Prophylactic)							
Level 2 - SIRS							
SIRS Criteria Present							None
Response							
Sepsis Screen							No Definite Risk
Action Taken							No Action Required
Document	11/08/22	08:00	JD	(Rec: 11/08/22 08:52	JD	Desktop)	
Sepsis Screening							
Patient Currently Septic?							No
Patient Septic Treatment in Progress							
Level 1 - Infection							None
Infection Criteria Present							
Query Text:As evidenced by any of the following:							
* Recent Invasive Procedure or Surgery							
* Fever/Chills							
* Cough/Shortness of Breath							
* Central Line							
* Abdominal Pain - Not Related to Trauma							
* Purulent Wound Drainage							
* Cellulitis							

Lyons, Kathleen A

Facility: Queen of the Valley Hospital **Location:** Q 1 Intensive Care Unit
 61 F 07/13/1961 **Med Rec Num:** MR01483046

Room-Bed: QI007-A
Visit: QH0054940416

Interventions - Continued

* On Antibiotic Therapy (Not Prophylactic)					
Level 2 - SIRS					None
SIRS Criteria Present					None
Response					No Definite Risk
Sepsis Screen					No Action Required
Action Taken					
Document	11/08/22	20:00	CMS	(Rec: 11/08/22 20:14)	CMS Desktop)
Sepsis Screening					
Patient Currently Septic?					No
Patient Septic Treatment in Progress					None
Level 1 - Infection					
Infection Criteria Present					
Query Text:As evidenced by any of the following:					
* Recent Invasive Procedure or Surgery					
* Fever/Chills					
* Cough/Shortness of Breath					
* Central Line					
* Abdominal Pain - Not Related to Trauma					
* Purulent Wound Drainage					
* Cellulitis					
* On Antibiotic Therapy (Not Prophylactic)					
Level 2 - SIRS					None
SIRS Criteria Present					None
Response					No Definite Risk
Sepsis Screen					No Action Required
Action Taken					
Document	11/09/22	08:00	JD	(Rec: 11/09/22 08:16)	JD Desktop)
Sepsis Screening					
Patient Currently Septic?					No
Patient Septic Treatment in Progress					None
Level 1 - Infection					
Infection Criteria Present					
Query Text:As evidenced by any of the following:					
* Recent Invasive Procedure or Surgery					
* Fever/Chills					
* Cough/Shortness of Breath					
* Central Line					

Lyons, Kathleen A

Facility: Queen of the Valley Hospital **Location:** Q 1 Intensive Care Unit
 61 F 07/13/1961 **Med Rec Num:** MR01483046

Room-Bed: QI007-A
Visit: QH0054940416

Interventions - Continued

* Abdominal Pain - Not Related to Trauma	
* Purulent Wound Drainage	
* Cellulitis	
* On Antibiotic Therapy (Not Prophylactic)	
Level 2 - SIRS	
SIRS Criteria Present	None
Response	
Sepsis Screen	No Definite Risk
Action Taken	No Action Required
Document 11/09/22 20:00 MA (Rec: 11/09/22 21:08 MA Desktop)	
Sepsis Screening	
Patient Currently Septic?	No
Patient Septic Treatment in Progress	
Level 1 - Infection	None
Infection Criteria Present	
Query Text:As evidenced by any of the following:	
* Recent Invasive Procedure or Surgery	
* Fever/Chills	
* Cough/Shortness of Breath	
* Central Line	
* Abdominal Pain - Not Related to Trauma	
* Purulent Wound Drainage	
* Cellulitis	
* On Antibiotic Therapy (Not Prophylactic)	
Level 2 - SIRS	
SIRS Criteria Present	None
Response	
Sepsis Screen	No Definite Risk
Action Taken	No Action Required
Document 11/10/22 08:00 MN (Rec: 11/10/22 09:01 MN Desktop)	
Sepsis Screening	
Patient Currently Septic?	No
Patient Septic Treatment in Progress	
Level 1 - Infection	None
Infection Criteria Present	
Query Text:As evidenced by any of the following:	
* Recent Invasive Procedure or Surgery	

Lyons Kathleen A

Facility: Queen of the Valley Hospital **Location:** Q 1 Intensive Care Unit
 61 F 07/13/1961 **Med Rec Num:** MR01483046

Room-Bed: QI007-A
Visit: QH0054940416

Interventions - Continued

- * Fever/Chills
- * Cough/Shortness of Breath
- * Central Line
- * Abdominal Pain - Not Related to Trauma
- * Purulent Wound Drainage
- * Cellulitis
- * On Antibiotic Therapy (Not Prophylactic)

Level 2 - SIRS
 SIRS Criteria Present

None

Response

Sepsis Screen
 Action Taken

No Definite Risk
 No Action Required

Document 11/10/22 20:00 AV (Rec: 11/10/22 20:28 AV Desktop)

Sepsis Screening

Patient Currently Septic?

No

Level 1 - Infection

None

Infection Criteria Present

Query Text:As evidenced by any of the following:

- * Recent Invasive Procedure or Surgery
- * Fever/Chills
- * Cough/Shortness of Breath
- * Central Line
- * Abdominal Pain - Not Related to Trauma
- * Purulent Wound Drainage
- * Cellulitis
- * On Antibiotic Therapy (Not Prophylactic)

Level 2 - SIRS
 SIRS Criteria Present

None

Response

Sepsis Screen
 Action Taken

No Definite Risk
 No Action Required

Document 11/11/22 08:00 MN (Rec: 11/11/22 10:12 MN Desktop)

Sepsis Screening

Patient Currently Septic?

No

Level 1 - Infection

Patient Septic Treatment in Progress

Lyons, Kathleen A

Facility: Queen of the Valley Hospital **Location:** Q 1 Intensive Care Unit
 61 F 07/13/1961 **Med Rec Num:** MR01483046

Room-Bed: QI007-A
Visit: QH0054940416

Interventions - Continued

Infection Criteria Present		None
Query Text:As evidenced by any of the following:		
* Recent Invasive Procedure or Surgery		
* Fever/Chills		
* Cough/Shortness of Breath		
* Central Line		
* Abdominal Pain - Not Related to Trauma		
* Purulent Wound Drainage		
* Cellulitis		
* On Antibiotic Therapy (Not Prophylactic)		
Level 2 - SIRS		
SIRS Criteria Present		None
Response		
Sepsis Screen		No Definite Risk
Action Taken		No Action Required
Document 11/12/22 08:00	CO (Rec: 11/12/22 08:19	CO Desktop)
Sepsis Screening		
Document 11/11/22 20:00	CMS (Rec: 11/11/22 20:27	CMS Desktop)
Sepsis Screening		
Patient Currently Septic?		No
Patient Septic Treatment in Progress		No
Level 1 - Infection		
Infection Criteria Present		None
Query Text:As evidenced by any of the following:		
* Recent Invasive Procedure or Surgery		
* Fever/Chills		
* Cough/Shortness of Breath		
* Central Line		
* Abdominal Pain - Not Related to Trauma		
* Purulent Wound Drainage		
* Cellulitis		
* On Antibiotic Therapy (Not Prophylactic)		
Level 2 - SIRS		
SIRS Criteria Present		None
Response		
Sepsis Screen		No Definite Risk
Action Taken		No Action Required
Document 11/12/22 08:00	CO (Rec: 11/12/22 08:19	CO Desktop)
Sepsis Screening		

Lyons, Kathleen A

Facility: Queen of the Valley Hospital **Location:** Q 1 Intensive Care Unit
 61 F 07/13/1961 **Med Rec Num:** MR01483046

Room-Bed: QI007-A
Visit: QH0054940416

Interventions - Continued

Patient Currently Septic?	No
Patient Septic Treatment in Progress	No
Level 1 - Infection	None
Infection Criteria Present	None
Query Text:As evidenced by any of the following:	
* Recent Invasive Procedure or Surgery	
* Fever/Chills	
* Cough/Shortness of Breath	
* Central Line	
* Abdominal Pain - Not Related to Trauma	
* Purulent Wound Drainage	
* Cellulitis	
* On Antibiotic Therapy (Not Prophylactic)	
Level 2 - SIRS	None
SIRS Criteria Present	None
Response	No Definite Risk
Sepsis Screen	No Action Required
Action Taken	
Document 11/12/22 20:00 JAB (Rec: 11/12/22 20:22 JAB Desktop)	
Sepsis Screening	
Patient Currently Septic?	No
Patient Septic Treatment in Progress	No
Level 1 - Infection	None
Infection Criteria Present	None
Query Text:As evidenced by any of the following:	
* Recent Invasive Procedure or Surgery	
* Fever/Chills	
* Cough/Shortness of Breath	
* Central Line	
* Abdominal Pain - Not Related to Trauma	
* Purulent Wound Drainage	
* Cellulitis	
* On Antibiotic Therapy (Not Prophylactic)	
Level 2 - SIRS	None
SIRS Criteria Present	None
Response	No Definite Risk
Sepsis Screen	No Definite Risk

Lyons, Kathleen A

Facility: Queen of the Valley Hospital **Location:** Q 1 Intensive Care Unit
 61 F 07/13/1961 **Med Rec Num:** MR01483046

Room-Bed: QI007-A
Visit: QH0054940416

Interventions - Continued

Action Taken		No Action Required
Document	11/13/22 08:00 CO (Rec: 11/13/22 08:32 CO Desktop)	
Sepsis Screening		
Patient Currently Septic?		No
Patient Septic Treatment in Progress		
Level 1 - Infection		
Infection Criteria Present		None
Query Text:As evidenced by any of the following:		
* Recent Invasive Procedure or Surgery		
* Fever/Chills		
* Cough/Shortness of Breath		
* Central Line		
* Abdominal Pain - Not Related to Trauma		
* Purulent Wound Drainage		
* Cellulitis		
* On Antibiotic Therapy (Not Prophylactic)		
Level 2 - SIRS		
SIRS Criteria Present		None
Response		
Sepsis Screen		No Definite Risk
Action Taken		No Action Required
Document	11/13/22 20:00 HL (Rec: 11/13/22 20:32 HL Desktop)	
Sepsis Screening		
Patient Currently Septic?		No
Patient Septic Treatment in Progress		
Level 1 - Infection		
Infection Criteria Present		None
Query Text:As evidenced by any of the following:		
* Recent Invasive Procedure or Surgery		
* Fever/Chills		
* Cough/Shortness of Breath		
* Central Line		
* Abdominal Pain - Not Related to Trauma		
* Purulent Wound Drainage		
* Cellulitis		
* On Antibiotic Therapy (Not Prophylactic)		
Level 2 - SIRS		

Lyons, Kathleen A

Facility: Queen of the Valley Hospital **Location:** Q 1 Intensive Care Unit
 61 F 07/13/1961 **Med Rec Num:** MR01483046

Room-Bed: QI007-A
Visit: QH0054940416

Interventions - Continued

SIRS Criteria Present	None
Response	
Sepsis Screen	No Definite Risk
Action Taken	No Action Required
Document 11/14/22 08:00 JM (Rec: 11/14/22 11:40 JM Desktop)	
Sepsis Screening	
Patient Currently Septic?	No
Patient Septic Treatment in Progress	
Level 1 - Infection	None
Infection Criteria Present	
Query Text:As evidenced by any of the following:	
* Recent Invasive Procedure or Surgery	
* Fever/Chills	
* Cough/Shortness of Breath	
* Central Line	
* Abdominal Pain - Not Related to Trauma	
* Purulent Wound Drainage	
* Cellulitis	
* On Antibiotic Therapy (Not Prophylactic)	
Level 2 - SIRS	
SIRS Criteria Present	None
Response	
Sepsis Screen	No Definite Risk
Action Taken	No Action Required
Document 11/14/22 20:00 MA (Rec: 11/14/22 20:58 MA Desktop)	
Sepsis Screening	
Patient Currently Septic?	No
Patient Septic Treatment in Progress	
Level 1 - Infection	None
Infection Criteria Present	
Query Text:As evidenced by any of the following:	
* Recent Invasive Procedure or Surgery	
* Fever/Chills	
* Cough/Shortness of Breath	
* Central Line	
* Abdominal Pain - Not Related to Trauma	
* Purulent Wound Drainage	

Lyons Kathleen A

Facility: Queen of the Valley Hospital **Location:** Q 1 Intensive Care Unit
 61 F 07/13/1961 **Med Rec Num:** MR01483046

Room-Bed: QI007-A
Visit: QH0054940416

Interventions - Continued

* Cellulitis					
* On Antibiotic Therapy (Not Prophylactic)					
Level 2 - SIRS					
SIRS Criteria Present					None
Response					
Sepsis Screen					No Definite Risk
Action Taken					No Action Required
Document	11/15/22	08:00	RD	(Rec: 11/15/22 10:40	RD Desktop)
Sepsis Screening					
Patient Currently Septic?					No
Patient Septic Treatment in Progress					
Level 1 - Infection					None
Infection Criteria Present					
Query Text:As evidenced by any of the following:					
* Recent Invasive Procedure or Surgery					
* Fever/Chills					
* Cough/Shortness of Breath					
* Central Line					
* Abdominal Pain - Not Related to Trauma					
* Purulent Wound Drainage					
* Cellulitis					
* On Antibiotic Therapy (Not Prophylactic)					
Level 2 - SIRS					
SIRS Criteria Present					None
Response					
Sepsis Screen					No Definite Risk
Action Taken					No Action Required
Document	11/15/22	20:00	KC	(Rec: 11/15/22 20:09	KC Desktop)
Sepsis Screening					
Patient Currently Septic?					No
Patient Septic Treatment in Progress					
Level 1 - Infection					None
Infection Criteria Present					
Query Text:As evidenced by any of the following:					
* Recent Invasive Procedure or Surgery					
* Fever/Chills					
* Cough/Shortness of Breath					

Lyons, Kathleen A

Facility: Queen of the Valley Hospital **Location:** Q 1 Intensive Care Unit
 61 F 07/13/1961 **Med Rec Num:** MR01483046

Room-Bed: QI007-A
Visit: QH0054940416

Interventions - Continued

- * Central Line
- * Abdominal Pain - Not Related to Trauma
- * Purulent Wound Drainage
- * Cellulitis
- * On Antibiotic Therapy (Not Prophylactic)

Level 2 - SIRS

SIRS Criteria Present

Response

Sepsis Screen

Action Taken

Document 11/16/22 08:00 JM (Rec: 11/16/22 09:14 JM Desktop)

No Definite Risk
 No Action Required

Sepsis Screening

Patient Currently Septic?

Patient Septic Treatment in Progress

Level 1 - Infection

Infection Criteria Present

Query Text:As evidenced by any of the following:

* Recent Invasive Procedure or Surgery

* Fever/Chills

* Cough/Shortness of Breath

* Central Line

* Abdominal Pain - Not Related to Trauma

* Purulent Wound Drainage

* Cellulitis

* On Antibiotic Therapy (Not Prophylactic)

Level 2 - SIRS

SIRS Criteria Present

Response

Sepsis Screen

Action Taken

Document 11/16/22 20:00 CMS (Rec: 11/16/22 20:04 CMS Desktop)

No Definite Risk
 No Action Required

Sepsis Screening

Patient Currently Septic?

Patient Septic Treatment in Progress

Level 1 - Infection

Infection Criteria Present

Query Text:As evidenced by any of the following:

None

Lyons, Kathleen A

Facility: Queen of the Valley Hospital **Location:** Q 1 Intensive Care Unit
 61 F 07/13/1961 **Med Rec Num:** MR01483046

Room-Bed: QI007-A
Visit: QH0054940416

Interventions - Continued

* Recent Invasive Procedure or Surgery			
* Fever/Chills			
* Cough/Shortness of Breath			
* Central Line			
* Abdominal Pain - Not Related to Trauma			
* Purulent Wound Drainage			
* Cellulitis			
* On Antibiotic Therapy (Not Prophylactic)			
Level 2 - SIRS			
SIRS Criteria Present			None
Response			
Sepsis Screen			No Definite Risk
Action Taken			No Action Required
Document	11/17/22 08:00	JMV (Rec: 11/17/22 11:43	JMV Desktop)
Sepsis Screening			
Patient Currently Septic?			No
Patient Septic Treatment in Progress			
Level 1 - Infection			
Infection Criteria Present			None
Query Text:As evidenced by any of the following:			
* Recent Invasive Procedure or Surgery			
* Fever/Chills			
* Cough/Shortness of Breath			
* Central Line			
* Abdominal Pain - Not Related to Trauma			
* Purulent Wound Drainage			
* Cellulitis			
* On Antibiotic Therapy (Not Prophylactic)			
Level 2 - SIRS			
SIRS Criteria Present			None
Response			
Sepsis Screen			No Definite Risk
Action Taken			No Action Required
Document	11/17/22 20:00	CMS (Rec: 11/17/22 22:18	CMS Desktop)
Sepsis Screening			
Patient Currently Septic?			No
Patient Septic Treatment in Progress			

Lyons, Kathleen A

Facility: Queen of the Valley Hospital **Location:** Q 1 Intensive Care Unit
 61 F 07/13/1961 **Med Rec Num:** MR01483046

Room-Bed: QI007-A
Visit: QH0054940416

Interventions - Continued

Level 1 - Infection		None
Infection Criteria Present		
Query Text:As evidenced by any of the following:		
* Recent Invasive Procedure or Surgery		
* Fever/Chills		
* Cough/Shortness of Breath		
* Central Line		
* Abdominal Pain - Not Related to Trauma		
* Purulent Wound Drainage		
* Cellulitis		
* On Antibiotic Therapy (Not Prophylactic)		
Level 2 - SIRS		
SIRS Criteria Present		None
Response		
Sepsis Screen		No Definite Risk
Action Taken		No Action Required
Document 11/18/22 08:00 MT (Rec: 11/18/22 09:22 MT Desktop)		
Sepsis Screening		
Patient Currently Septic?		No
Patient Septic Treatment in Progress		
Level 1 - Infection		
Infection Criteria Present		None
Query Text:As evidenced by any of the following:		
* Recent Invasive Procedure or Surgery		
* Fever/Chills		
* Cough/Shortness of Breath		
* Central Line		
* Abdominal Pain - Not Related to Trauma		
* Purulent Wound Drainage		
* Cellulitis		
* On Antibiotic Therapy (Not Prophylactic)		
Level 2 - SIRS		
SIRS Criteria Present		None
Response		
Sepsis Screen		No Definite Risk
Action Taken		No Action Required
Document 11/18/22 20:00 KC (Rec: 11/18/22 22:17 KC Desktop)		

Lyons, Kathleen A

Facility: Queen of the Valley Hospital **Location:** Q 1 Intensive Care Unit
 61 F 07/13/1961 **Med Rec Num:** MR01483046

Room-Bed: QI007-A
Visit: QH0054940416

Interventions - Continued

Sepsis Screening

Patient Currently Septic?

Patient Septic Treatment in Progress

Level 1 - Infection

Infection Criteria Present

Query Text:As evidenced by any of the following:

* Recent Invasive Procedure or Surgery

* Fever/Chills

* Cough/Shortness of Breath

* Central Line

* Abdominal Pain - Not Related to Trauma

* Purulent Wound Drainage

* Cellulitis

* On Antibiotic Therapy (Not Prophylactic)

Level 2 - SIRS

SIRS Criteria Present

Response

Sepsis Screen

Action Taken

Document 11/19/22 08:00 RD (Rec: 11/19/22 10:57 RD Desktop)

Sepsis Screening

Patient Currently Septic?

Patient Septic Treatment in Progress

Level 1 - Infection

Infection Criteria Present

Query Text:As evidenced by any of the following:

* Recent Invasive Procedure or Surgery

* Fever/Chills

* Cough/Shortness of Breath

* Central Line

* Abdominal Pain - Not Related to Trauma

* Purulent Wound Drainage

* Cellulitis

* On Antibiotic Therapy (Not Prophylactic)

Level 2 - SIRS

SIRS Criteria Present

Response

None

Lyons Kathleen A

Facility: Queen of the Valley Hospital **Location:** Q 1 Intensive Care Unit
 61 F 07/13/1961 **Med Rec Num:** MR01483046

Room-Bed: QI007-A
Visit: QH0054940416

Interventions - Continued

Sepsis Screen				No Definite Risk
Action Taken				No Action Required
Document	11/19/22 20:00	KC	(Rec: 11/19/22 21:26 KC Desktop)	
Sepsis Screening				
Patient Currently Septic?				No
Level 1 - Infection				None
Infection Criteria Present				
Query Text:As evidenced by any of the following:				
* Recent Invasive Procedure or Surgery				
* Fever/Chills				
* Cough/Shortness of Breath				
* Central Line				
* Abdominal Pain - Not Related to Trauma				
* Purulent Wound Drainage				
* Cellulitis				
* On Antibiotic Therapy (Not Prophylactic)				
Level 2 - SIRS				
SIRS Criteria Present				None
Response				
Sepsis Screen				No Definite Risk
Action Taken				No Action Required
Document	11/20/22 08:00	JMV	(Rec: 11/20/22 09:15 JMV Desktop)	
Sepsis Screening				
Patient Currently Septic?				No
Patient Septic Treatment in Progress				
Level 1 - Infection				None
Infection Criteria Present				
Query Text:As evidenced by any of the following:				
* Recent Invasive Procedure or Surgery				
* Fever/Chills				
* Cough/Shortness of Breath				
* Central Line				
* Abdominal Pain - Not Related to Trauma				
* Purulent Wound Drainage				
* Cellulitis				
* On Antibiotic Therapy (Not Prophylactic)				

Lyons, Kathleen A

Facility: Queen of the Valley Hospital **Location:** Q 1 Intensive Care Unit
 61 F 07/13/1961 **Med Rec Num:** MR01483046

Room-Bed: QI007-A
Visit: QH0054940416

Interventions - Continued

Level 2 - SIRS	SIRS Criteria Present	Response	None
Sepsis Screen			No Definite Risk
Action Taken			No Action Required
Document	11/20/22 20:00 KC (Rec: 11/20/22 21:01 KC Desktop)		
Sepsis Screening	Patient Currently Septic?		No
	Patient Septic Treatment in Progress		
Level 1 - Infection	Infection Criteria Present		None
	Query Text:As evidenced by any of the following:		
	* Recent Invasive Procedure or Surgery		
	* Fever/Chills		
	* Cough/Shortness of Breath		
	* Central Line		
	* Abdominal Pain - Not Related to Trauma		
	* Purulent Wound Drainage		
	* Cellulitis		
	* On Antibiotic Therapy (Not Prophylactic)		
Level 2 - SIRS	SIRS Criteria Present	Response	None
Sepsis Screen			No Definite Risk
Action Taken			No Action Required
Document	11/21/22 08:00 JMV (Rec: 11/21/22 09:58 JMV Desktop)		
Sepsis Screening	Patient Currently Septic?		No
	Patient Septic Treatment in Progress		
Level 1 - Infection	Infection Criteria Present		Suspected New Infection
	Query Text:As evidenced by any of the following:		
	* Recent Invasive Procedure or Surgery		
	* Fever/Chills		
	* Cough/Shortness of Breath		
	* Central Line		
	* Abdominal Pain - Not Related to Trauma		

Lyons Kathleen A

Facility: Queen of the Valley Hospital **Location:** Q 1 Intensive Care Unit
 61 F 07/13/1961 **Med Rec Num:** MR01483046

Room-Bed: QI007-A
Visit: QH0054940416

Interventions - Continued

* Purulent Wound Drainage
 * Cellulitis
 * On Antibiotic Therapy (Not Prophylactic)
 Level 2 - SIRS
 SIRS Criteria Present
 Response
 None

Sepsis Screen
 Action Taken
 Document 11/21/22 20:00 KC (Rec: 11/21/22 20:55 KC Desktop)
 No Definite Risk
 No Action Required

Sepsis Screening
 Patient Currently Septic?
 Level 1 - Infection
 No

Infection Criteria Present
 Suspected New Infection

Query Text:As evidenced by any of the following:

- * Recent Invasive Procedure or Surgery
- * Fever/Chills
- * Cough/Shortness of Breath
- * Central Line
- * Abdominal Pain - Not Related to Trauma
- * Purulent Wound Drainage
- * Cellulitis
- * On Antibiotic Therapy (Not Prophylactic)

Level 2 - SIRS
 SIRS Criteria Present
 Response
 None

Sepsis Screen
 Action Taken
 Document 11/22/22 08:00 JR (Rec: 11/22/22 09:28 JR Desktop)
 No Definite Risk
 No Action Required

Sepsis Screening
 Patient Currently Septic?
 Level 1 - Infection
 No

Infection Criteria Present
 Query Text:As evidenced by any of the following:
 * Recent Invasive Procedure or Surgery
 * Fever/Chills
 None

Lyons, Kathleen A

Facility: Queen of the Valley Hospital **Location:** Q 1 Intensive Care Unit
 61 F 07/13/1961 **Med Rec Num:** MR01483046

Room-Bed: QI007-A
Visit: QH0054940416

Interventions - Continued

* Cough/Shortness of Breath				
* Central Line				
* Abdominal Pain - Not Related to Trauma				
* Purulent Wound Drainage				
* Cellulitis				
* On Antibiotic Therapy (Not Prophylactic)				
Level 2 - SIRS				
SIRS Criteria Present				None
Response				
Sepsis Screen				No Definite Risk
Action Taken				No Action Required
Document 11/22/22 20:00	JAB	(Rec: 11/22/22 22:58)	JAB Desktop)	
Sepsis Screening				
Patient Currently Septic?				No
Level 1 - Infection				None
Infection Criteria Present				
Query Text:As evidenced by any of the following:				
* Recent Invasive Procedure or Surgery				
* Fever/Chills				
* Cough/Shortness of Breath				
* Central Line				
* Abdominal Pain - Not Related to Trauma				
* Purulent Wound Drainage				
* Cellulitis				
* On Antibiotic Therapy (Not Prophylactic)				
Level 2 - SIRS				
SIRS Criteria Present				None
Response				
Sepsis Screen				No Definite Risk
Action Taken				No Action Required
Document 11/23/22 07:30	JR	(Rec: 11/23/22 09:08)	JR Desktop)	
Sepsis Screening				
Patient Currently Septic?				No
Patient Septic Treatment in Progress				
Level 1 - Infection				
Infection Criteria Present				None

Lyons Kathleen A

Facility: Queen of the Valley Hospital **Location:** Q 1 Intensive Care Unit
 61 F 07/13/1961 **Med Rec Num:** MR01483046

Room-Bed: QI007-A
Visit: QH0054940416

Interventions - Continued

Query Text:As evidenced by any of the following:

- * Recent Invasive Procedure or Surgery
- * Fever/Chills
- * Cough/Shortness of Breath
- * Central Line
- * Abdominal Pain - Not Related to Trauma
- * Purulent Wound Drainage
- * Cellulitis
- * On Antibiotic Therapy (Not Prophylactic)

Level 2 - SIRS

SIRS Criteria Present

Response

Sepsis Screen

Action Taken

Document 11/23/22 20:00 JAB (Rec: 11/24/22 02:13 JAB Desktop) No Definite Risk
 No Action Required

Sepsis Screening

Patient Currently Septic?

Patient Septic Treatment in Progress

Level 1 - Infection

Infection Criteria Present

Query Text:As evidenced by any of the following:

- * Recent Invasive Procedure or Surgery
- * Fever/Chills
- * Cough/Shortness of Breath
- * Central Line
- * Abdominal Pain - Not Related to Trauma
- * Purulent Wound Drainage
- * Cellulitis
- * On Antibiotic Therapy (Not Prophylactic)

Level 2 - SIRS

SIRS Criteria Present

Response

Sepsis Screen

Action Taken

Document 11/24/22 08:00 MT (Rec: 11/24/22 09:20 MT Desktop) No Definite Risk
 No Action Required

Sepsis Screening

Patient Currently Septic?

Lyons, Kathleen A

Facility: Queen of the Valley Hospital **Location:** Q 1 Intensive Care Unit
 61 F 07/13/1961 **Med Rec Num:** MR01483046

Room-Bed: QI007-A
Visit: QH0054940416

Interventions - Continued

Patient Septic Treatment in Progress	No
Level 1 - Infection	
Infection Criteria Present	None
Query Text:As evidenced by any of the following:	
* Recent Invasive Procedure or Surgery	
* Fever/Chills	
* Cough/Shortness of Breath	
* Central Line	
* Abdominal Pain - Not Related to Trauma	
* Purulent Wound Drainage	
* Cellulitis	
* On Antibiotic Therapy (Not Prophylactic)	
Level 2 - SIRS	
SIRS Criteria Present	None
Response	
Sepsis Screen	No Definite Risk
Action Taken	No Action Required
Document 11/24/22 20:00 LO (Rec: 11/24/22 22:49 LO Desktop)	
Sepsis Screening	
Patient Currently Septic?	No
Patient Septic Treatment in Progress	
Level 1 - Infection	
Infection Criteria Present	None
Query Text:As evidenced by any of the following:	
* Recent Invasive Procedure or Surgery	
* Fever/Chills	
* Cough/Shortness of Breath	
* Central Line	
* Abdominal Pain - Not Related to Trauma	
* Purulent Wound Drainage	
* Cellulitis	
* On Antibiotic Therapy (Not Prophylactic)	
Level 2 - SIRS	
SIRS Criteria Present	None
Response	
Sepsis Screen	No Definite Risk
Action Taken	No Action Required

Lyons, Kathleen A

Facility: Queen of the Valley Hospital **Location:** Q 1 Intensive Care Unit
 61 F 07/13/1961 **Med Rec Num:** MR01483046

Room-Bed: QI007-A
Visit: QH0054940416

Interventions - Continued

Document 11/25/22 08:00 SAV (Rec: 11/25/22 17:13 SAV Desktop)
 Sepsis Screening

Patient Currently Septic?

Patient Septic Treatment in Progress

Level 1 - Infection

Infection Criteria Present

Query Text:As evidenced by any of the following:

- * Recent Invasive Procedure or Surgery
- * Fever/Chills
- * Cough/Shortness of Breath
- * Central Line
- * Abdominal Pain - Not Related to Trauma
- * Purulent Wound Drainage
- * Cellulitis
- * On Antibiotic Therapy (Not Prophylactic)

Level 2 - SIRS

SIRS Criteria Present

Response

Sepsis Screen

Action Taken

Document 11/25/22 20:00 LO (Rec: 11/25/22 21:55 LO Desktop)

Sepsis Screening

Patient Currently Septic?

Patient Septic Treatment in Progress

Level 1 - Infection

Infection Criteria Present

Query Text:As evidenced by any of the following:

- * Recent Invasive Procedure or Surgery
- * Fever/Chills
- * Cough/Shortness of Breath
- * Central Line
- * Abdominal Pain - Not Related to Trauma
- * Purulent Wound Drainage
- * Cellulitis
- * On Antibiotic Therapy (Not Prophylactic)

Level 2 - SIRS

SIRS Criteria Present

Temperature > 101.0 or < 96.8 F

No Definite Risk

No Action Required

No

None

Temperature > 101.0 or < 96.8 F

Lyons, Kathleen A

Facility: Queen of the Valley Hospital **Location:** Q 1 Intensive Care Unit
 61 F 07/13/1961 **Med Rec Num:** MR01483046

Room-Bed: QI007-A
Visit: QH0054940416

Interventions - Continued

Response				
Sepsis Screen				No Definite Risk
Action Taken				No Action Required
Document	11/26/22 08:00	LH	(Rec: 11/26/22 09:28 LH Phone)	
Sepsis Screening				
Patient Currently Septic?				No
Level 1 - Infection				
Inflection Criteria Present				Suspected New Infection
Query Text:As evidenced by any of the following:				
* Recent Invasive Procedure or Surgery				
* Fever/Chills				
* Cough/Shortness of Breath				
* Central Line				
* Abdominal Pain - Not Related to Trauma				
* Purulent Wound Drainage				
* Cellulitis				
* On Antibiotic Therapy (Not Prophylactic)				
Level 2 - SIRS				
SIRS Criteria Present				Temperature > 101.0 or < 96.8 F, WBC < 4k or > 12k or Bands > 10%
Level 3 - Organ Dysfunction				SBP < 90 or MAP < 65 mmHg
Organ Dysfunction Criteria Present				Severe Sepsis Risk
Response				Provider Previously Notified
Sepsis Screen				
Action Taken				
Document	11/26/22 20:00	LO	(Rec: 11/26/22 20:40 LO Desktop)	
Sepsis Screening				
Patient Currently Septic?				No
Level 1 - Infection				
Inflection Criteria Present				Suspected New Infection
Query Text:As evidenced by any of the following:				
* Recent Invasive Procedure or Surgery				
* Fever/Chills				
* Cough/Shortness of Breath				
* Central Line				

Lyons, Kathleen A

Facility: Queen of the Valley Hospital **Location:** Q 1 Intensive Care Unit
 61 F 07/13/1961 **Med Rec Num:** MR01483046

Room-Bed: QI007-A
Visit: QH0054940416

Interventions - Continued

- * Abdominal Pain - Not Related to Trauma
 - * Purulent Wound Drainage
 - * Cellulitis
 - * On Antibiotic Therapy (Not Prophylactic)
- Level 2 - SIRS
 SIRS Criteria Present

Level 3 - Organ Dysfunction
 Organ Dysfunction Criteria Present

Temperature > 101.0 or < 96.8 F, WBC < 4k or > 12k or Bands > 10%

SBP < 90 or MAP < 65 mmHg

Response
 Sepsis Screen
 Action Taken

Severe Sepsis Risk
 Provider Previously Notified

Document 11/27/22 08:00 LH (Rec: 11/27/22 11:29 LH Phone)

Sepsis Screening

Patient Currently Septic?

Patient Septic Treatment in Progress

No

Level 1 - Infection

Infection Criteria Present

Suspected New Infection

Query Text: As evidenced by any of the following:

- * Recent Invasive Procedure or Surgery
- * Fever/Chills
- * Cough/Shortness of Breath
- * Central Line
- * Abdominal Pain - Not Related to Trauma
- * Purulent Wound Drainage
- * Cellulitis
- * On Antibiotic Therapy (Not Prophylactic)

Level 2 - SIRS
 SIRS Criteria Present

WBC < 4k or > 12k or Bands > 10%

Response

Sepsis Screen
 Action Taken

No Definite Risk
 No Action Required

Document 11/27/22 20:00 JAB (Rec: 11/27/22 20:40 JAB Desktop)

Sepsis Screening
 Patient Currently Septic?
 Patient Septic Treatment in Progress
 Level 1 - Infection

No

Iyons, Kathleen A

Facility: Queen of the Valley Hospital **Location:** Q 1 Intensive Care Unit
 61 F 07/13/1961 **Med Rec Num:** MR01483046

Room-Bed: QI007-A
Visit: QH0054940416

Interventions - Continued

Infection Criteria Present

Suspected New Infection

Query Text:As evidenced by any of the following:

- * Recent Invasive Procedure or Surgery
- * Fever/Chills
- * Cough/Shortness of Breath
- * Central Line
- * Abdominal Pain - Not Related to Trauma
- * Purulent Wound Drainage
- * Cellulitis
- * On Antibiotic Therapy (Not Prophylactic)

Level 2 - SIRS
 SIRS Criteria Present

WBC < 4k or > 12k or Bands > 10%

Response

Sepsis Screen
 Action Taken

No Definite Risk
 No Action Required

Document 11/28/22 08:00 UG (Rec: 11/28/22 16:35 UG Desktop)
 Sepsis Screening

Patient Currently Septic?

Level 1 - Infection

No

Infection Criteria Present

Documented Infection

Query Text:As evidenced by any of the following:

- * Recent Invasive Procedure or Surgery
- * Fever/Chills
- * Cough/Shortness of Breath
- * Central Line
- * Abdominal Pain - Not Related to Trauma
- * Purulent Wound Drainage
- * Cellulitis
- * On Antibiotic Therapy (Not Prophylactic)

Level 2 - SIRS
 SIRS Criteria Present

WBC < 4k or > 12k or Bands > 10%

Response

Sepsis Screen
 Action Taken

No Definite Risk
 No Action Required

Document 11/28/22 20:00 XD (Rec: 11/28/22 21:02 XD Desktop)
 Sepsis Screening

Lyons, Kathleen A

Facility: Queen of the Valley Hospital **Location:** Q 1 Intensive Care Unit
 61 F 07/13/1961 **Med Rec Num:** MR01483046

Room-Bed: QI007-A
Visit: QH0054940416

Interventions - Continued

Patient Currently Septic?	No
Patient Septic Treatment in Progress	
Level 1 - Infection	
Infection Criteria Present	Suspected New Infection
Query Text:As evidenced by any of the following:	
* Recent Invasive Procedure or Surgery	
* Fever/Chills	
* Cough/Shortness of Breath	
* Central Line	
* Abdominal Pain - Not Related to Trauma	
* Purulent Wound Drainage	
* Cellulitis	
* On Antibiotic Therapy (Not Prophylactic)	
Level 2 - SIRS	
SIRS Criteria Present	WBC < 4k or > 12k or Bands > 10%
Response	No Definite Risk
Sepsis Screen	No Action Required
Action Taken	
Document 11/29/22 08:00 UG (Rec: 11/29/22 09:56 UG Desktop)	
Sepsis Screening	
Patient Currently Septic?	No
Patient Septic Treatment in Progress	
Level 1 - Infection	
Infection Criteria Present	Documented Infection
Query Text:As evidenced by any of the following:	
* Recent Invasive Procedure or Surgery	
* Fever/Chills	
* Cough/Shortness of Breath	
* Central Line	
* Abdominal Pain - Not Related to Trauma	
* Purulent Wound Drainage	
* Cellulitis	
* On Antibiotic Therapy (Not Prophylactic)	
Level 2 - SIRS	
SIRS Criteria Present	WBC < 4k or > 12k or Bands > 10%
Response	No Definite Risk
Sepsis Screen	

Lyons Kathleen A

Facility: Queen of the Valley Hospital **Location:** Q 1 Intensive Care Unit
 61 F 07/13/1961 **Med Rec Num:** MR01483046

Room-Bed: QI007-A
Visit: QH0054940416

Interventions - Continued

Action Taken		No Action Required
Document 11/29/22 20:00 XD (Rec: 11/29/22 20:13 XD Desktop)		
Sepsis Screening		
Patient Currently Septic?		No
Patient Septic Treatment in Progress		
Level 1 - Infection		
Infection Criteria Present		Documented Infection
Query Text:As evidenced by any of the following:		
* Recent Invasive Procedure or Surgery		
* Fever/Chills		
* Cough/Shortness of Breath		
* Central Line		
* Abdominal Pain - Not Related to Trauma		
* Purulent Wound Drainage		
* Cellulitis		
* On Antibiotic Therapy (Not Prophylactic)		
Level 2 - SIRS		
SIRS Criteria Present		WBC < 4k or > 12k or Bands > 10%
Response		
Sepsis Screen		No Definite Risk
Action Taken		No Action Required
Document 11/30/22 08:00 JM (Rec: 11/30/22 09:45 JM Desktop)		
Sepsis Screening		
Patient Currently Septic?		No
Patient Septic Treatment in Progress		
Level 1 - Infection		
Infection Criteria Present		Documented Infection
Query Text:As evidenced by any of the following:		
* Recent Invasive Procedure or Surgery		
* Fever/Chills		
* Cough/Shortness of Breath		
* Central Line		
* Abdominal Pain - Not Related to Trauma		
* Purulent Wound Drainage		
* Cellulitis		
* On Antibiotic Therapy (Not Prophylactic)		
Level 2 - SIRS		

Lyons, Kathleen A

Facility: Queen of the Valley Hospital **Location:** Q 1 Intensive Care Unit
 61 F 07/13/1961 **Med Rec Num:** MR01483046

Room-Bed: QI007-A
Visit: QH0054940416

Interventions - Continued

SIRS Criteria Present	Temperature > 101.0 or < 96.8 F
Response	
Sepsis Screen	No Definite Risk
Action Taken	No Action Required
Document 11/30/22 20:00 HL (Rec: 11/30/22 23:49 HL Desktop)	
Sepsis Screening	
Patient Currently Septic?	No
Patient Septic Treatment in Progress	
Level 1 - Infection	Documented Infection
Infection Criteria Present	
Query Text:As evidenced by any of the following:	
* Recent Invasive Procedure or Surgery	
* Fever/Chills	
* Cough/Shortness of Breath	
* Central Line	
* Abdominal Pain - Not Related to Trauma	
* Purulent Wound Drainage	
* Cellulitis	
* On Antibiotic Therapy (Not Prophylactic)	
Level 2 - SIRS	Temperature > 101.0 or < 96.8 F
SIRS Criteria Present	
Response	
Sepsis Screen	No Definite Risk
Action Taken	No Action Required
Document 12/01/22 08:00 JR (Rec: 12/01/22 09:49 JR Desktop)	
Sepsis Screening	
Patient Currently Septic?	No
Patient Septic Treatment in Progress	
Level 1 - Infection	Documented Infection
Infection Criteria Present	
Query Text:As evidenced by any of the following:	
* Recent Invasive Procedure or Surgery	
* Fever/Chills	
* Cough/Shortness of Breath	
* Central Line	
* Abdominal Pain - Not Related to Trauma	
* Purulent Wound Drainage	

Iyons, Kathleen A

Facility: Queen of the Valley Hospital **Location:** Q 1 Intensive Care Unit
 61 F 07/13/1961 **Med Rec Num:** MR01483046

Room-Bed: QI007-A
Visit: QH0054940416

Interventions - Continued

* Cellulitis					
* On Antibiotic Therapy (Not Prophylactic)					
Level 2 - SIRS					
SIRS Criteria Present					
Response					None
Sepsis Screen					No Definite Risk
Action Taken					No Action Required
Document 12/01/22 20:00 HL (Rec: 12/01/22 20:34 HL Desktop)					
Sepsis Screening					
Patient Currently Septic?					No
Patient Septic Treatment in Progress					
Level 1 - Infection					
Infection Criteria Present					Documented Infection
Query Text:As evidenced by any of the following:					
* Recent Invasive Procedure or Surgery					
* Fever/Chills					
* Cough/Shortness of Breath					
* Central Line					
* Abdominal Pain - Not Related to Trauma					
* Purulent Wound Drainage					
* Cellulitis					
* On Antibiotic Therapy (Not Prophylactic)					
Level 2 - SIRS					
SIRS Criteria Present					None
Response					No Definite Risk
Sepsis Screen					No Action Required
Action Taken					
Sequential Compression Device					
Freq: ONCE					Start: 10/18/22 23:59
Protocol:					Status: Complete
Document 10/18/22 23:59 REG(2) (Rec: 10/19/22 01:06 REG(2) Desktop)					
Sequential Compression Device					
Freq: CONT					Start: 10/27/22 09:42
Protocol:					Status: Complete
Document 10/27/22 09:42 LH (Rec: 10/27/22 13:01 LH Desktop)					
Spiritual Care Services					Start: 10/19/22 14:05
Freq:					Status: Discharge

Lyons, Kathleen A

Facility: Queen of the Valley Hospital **Location:** Q 1 Intensive Care Unit
 61 F 07/13/1961 **Med Rec Num:** MR01483046

Room-Bed: QI007-A
Visit: QH0054940416

Interventions - Continued

Protocol:

Document 10/19/22 14:05 AC(2) (Rec: 10/19/22 14:09 AC(2) Desktop)

Spiritual Care Service/Purpose

Service(s) Provided

Date of Spiritual Care Service

Service Provided

10/19/22

Assessment,Consult,Initial Contact,

Visit

Couch,Andrew

Chaplain

SC Consult: Patient was awake and

alert; patient's sister was present at bedside. Introduced self, role and purpose of visit. Patient identifies with the Catholic faith tradition and requested a visit by Catholic priest for anointing; a referral was made to Fr. Daniel. Provided active listening, introduction to Spiritual Care services and the reassurance of continued emotional, spiritual, and prayerful support as needed. Proper PPE was worn.

Document 10/20/22 12:50 DM (Rec: 10/20/22 12:52 DM Desktop)

Spiritual Care Service/Purpose

Service(s) Provided

Service Provided

Anointing,Communion,Prayer/Blessing,

Rounding,Visit

Malaver,Daniel

Catholic Priest

Pt. was anointed, received holy

communion and blessing. Pt.'s sister was present and they were both very grateful for the visit.

Document 10/23/22 12:55 DM (Rec: 10/23/22 12:55 DM Desktop)

Spiritual Care Service/Purpose

Service(s) Provided

Service Provided

Communion,Visit

Lyons, Kathleen A

Facility: Queen of the Valley Hospital **Location:** Q 1 Intensive Care Unit
 61 F 07/13/1961 **Med Rec Num:** MR01483046

Room-Bed: QI007-A
Visit: QH0054940416

Interventions - Continued

Name			Malaver, Daniel
Title			Catholic Priest
Document	10/27/22 14:03 DM	(Rec: 10/27/22 14:03 DM Desktop)	
Spiritual Care Service/Purpose	Spiritual Care Service/Purpose		
Service(s) Provided	Service Provided		
Name			Follow-up, Prayer/Blessing, Rounding, Visit
Title			Visit
Document	10/29/22 13:46 DM	(Rec: 10/29/22 13:46 DM Desktop)	
Spiritual Care Service/Purpose	Spiritual Care Service/Purpose		
Service(s) Provided	Service Provided		
Name			Prayer/Blessing, Rounding, Visit
Title			Malaver, Daniel
Document	11/01/22 12:48 DM	(Rec: 11/01/22 12:48 DM Desktop)	
Spiritual Care Service/Purpose	Spiritual Care Service/Purpose		
Service(s) Provided	Service Provided		
Name			Follow-up, Prayer/Blessing, Visit
Title			Malaver, Daniel
Document	11/02/22 16:03 AC(2)	(Rec: 11/02/22 16:10 AC(2) Desktop)	
Spiritual Care Service/Purpose	Spiritual Care Service/Purpose		
Service(s) Provided	Service Provided		
Date of Spiritual Care Service	11/02/22		
Name			Assessment, Consult, Telephonic Contact
Title			Couch, Andrew
Chaplain's Note	<p>Chaplain PC SC Consult: Assessment completed; reviewed chart. Patient is unable to communicate at this time; spoke by telephone to patient's sister, Mary Ellen, who this chaplain had met on a previous visit. Patient's sister was receptive and openly discussed patient's current medical condition along with family and spiritual dynamics.</p>		

Lyons, Kathleen A

Facility: Queen of the Valley Hospital **Location:** Q 1 Intensive Care Unit
 61 F 07/13/1961 **Med Rec Num:** MR01483046

Room-Bed: QI007-A
Visit: QH0054940416

Interventions - Continued

The patient identifies with the Catholic faith tradition. The patient's family is having a difficult time dealing the patient's present condition and is relying on faith and family to cope. No other significant emotional and spiritual concerns were noted in conversation. Patient's sister expressed her appreciation for the support received thus far from Spiritual Care, which has included successive visits by Fr. Daniel. This chaplain provided active listening, pastoral conversation and the reassurance of continued emotional, spiritual, and prayerful support as needed.

11/02/22 16:18 Spiritual Care Note by Couch, Andrew

Spiritual Care: Assessment completed; reviewed chart. Patient is unable to communicate at this time; spoke by telephone to patient's sister, Mary Ellen, who this chaplain had met on a previous visit. Patient's sister was receptive and openly discussed patient's current medical condition along with family and spiritual dynamics. The patient identifies with the Catholic faith tradition. The patient's family is having a difficult time dealing the patient's present condition and is relying on faith and family to cope. No other significant emotional and spiritual concerns were noted in conversation. Patient's sister expressed her appreciation for the support received thus far from Spiritual Care, which has included successive visits by Fr. Daniel. This chaplain provided active listening, pastoral conversation and the reassurance of continued emotional, spiritual, and prayerful support as needed.

Initialized on 11/02/22 16:18 - END OF NOTE

Document	11/03/22 11:00	AC(2)	(Rec: 11/03/22 14:32	AC(2)	Desktop)
Spiritual Care Service/Purpose	11/03/22				
Service(s) Provided	Follow-up, Prayer/Blessing, Visit				
Date of Spiritual Care Service	11/03/22				
Service Provided	Couch, Andrew				
Name					

Iyons, Kathleen A

Facility: Queen of the Valley Hospital **Location:** Q 1 Intensive Care Unit
 61 F 07/13/1961 **Med Rec Num:** MR01483046

Room-Bed: QI007-A
Visit: QH0054940416

Interventions - Continued

Title	Chaplain's Note	Chaplain
Document 11/03/22 12:57 DM (Rec: 11/03/22 12:57 DM Desktop)	Spiritual Care Service/Purpose Service Provided	Chaplain Patient is unable to communicate at this time; no family present. N95 mask worn.
Document 11/04/22 16:34 AC(2) (Rec: 11/04/22 16:36 AC(2) Desktop)	Spiritual Care Service/Purpose Service Provided Name Title	Follow-up, Prayer/Blessing, Visit Malaver, Daniel Catholic Priest
Document 11/07/22 10:56 AC(2) (Rec: 11/07/22 10:57 AC(2) Desktop)	Spiritual Care Service/Purpose Service Provided Date of Spiritual Care Service Name Title Comment	11/04/22 Follow-up, Rounding, Visit Couch, Andrew Chaplain Patient is unable to communicate at this time; patient's sister, Mary Ellen, was present at bedside. Provided active listening, words of comfort, prayer, and the assurance of continued emotional, spiritual, and prayerful support as needed. N95 mask worn.
Document 11/08/22 14:34 AC(2) (Rec: 11/08/22 14:35 AC(2) Desktop)	Spiritual Care Service/Purpose Service Provided Date of Spiritual Care Service Name Title Comment	11/07/22 Follow-up, Prayer/Blessing, Rounding, Visit Couch, Andrew Chaplain A silent prayer was given; no family present; N95 was worn.

Lyons, Kathleen A

Facility: Queen of the Valley Hospital **Location:** Q 1 Intensive Care Unit
 61 F 07/13/1961 **Med Rec Num:** MR01483046

Room-Bed: QI007-A
Visit: QH0054940416

Interventions - Continued

Service(s) Provided	11/08/22	11/08/22	Follow-up, Prayer/Blessing, Rounding, Telephonic Contact
Date of Spiritual Care Service			
Service Provided			
Name			Couch, Andrew
Title			Chaplain
Comment			A silent prayer was given; no family present; N95 was worn.
Document	11/09/22 13:07 DM	(Rec: 11/09/22 13:09 DM Desktop)	
Spiritual Care Service/Purpose			
Service(s) Provided			
Service Provided			
Name			Follow-up, Prayer/Blessing, Rounding, Visit
Title			Malaver, Daniel
Document	11/14/22 14:45 AC(2)	(Rec: 11/14/22 14:46 AC(2) Desktop)	Catholic Priest
Spiritual Care Service/Purpose			
Service(s) Provided			
Date of Spiritual Care Service			11/14/22
Service Provided			Follow-up, Prayer/Blessing, Rounding, Visit
Name			Couch, Andrew
Title			Chaplain
Comment			A silent prayer was given; no family present; N95 was worn.
Document	11/15/22 13:49 AC(2)	(Rec: 11/15/22 13:51 AC(2) Desktop)	
Spiritual Care Service/Purpose			
Service(s) Provided			
Date of Spiritual Care Service			11/15/22
Service Provided			Follow-up, Prayer/Blessing, Rounding, Visit
Name			Couch, Andrew
Title			Chaplain
Comment			Patient is unable to communicate at this time; patient's sister, Mary Ellen, was present at bedside. Provided active listening, words of

Iyons, Kathleen A

Facility: Queen of the Valley Hospital
 61 F 07/13/1961
Location: Q 1 Intensive Care Unit
Med Rec Num: MR01483046

Room-Bed: QI007-A
Visit: QH0054940416

Interventions - Continued

Document 11/16/22 12:57 AC(2) (Rec: 11/16/22 13:06 AC(2) Desktop) 11/16/22
 Spiritual Care Service/Purpose
 Service(s) Provided
 Date of Spiritual Care Service
 Service Provided
 encouraged and the assurance of
 continued emotional, spiritual, and
 prayerful support as needed. N95 mask
 worn.

11/16/22
 Follow-up, Prayer/Blessing, Rounding,
 Visit
 Couch, Andrew
 Chaplain
 Patient is unable to communicate at
 this time; patient's sister, Mary
 Ellen, was present at bedside. Mary
 Ellen's desire to discuss POC with
 doctor was communicated to PCRN Jeff.
 This chaplain provided active
 listening and the assurance of
 continued emotional, spiritual, and
 prayerful support as needed. N95 mask
 worn.

Document 11/17/22 17:22 AC(2) (Rec: 11/17/22 17:24 AC(2) Desktop)

Spiritual Care Service/Purpose
 Service(s) Provided
 Date of Spiritual Care Service
 Service Provided
 Name
 Title
 Comment
 11/17/22
 Follow-up, Prayer/Blessing, Visit
 Couch, Andrew
 Chaplain
 Follow-up visit; no family present;
 N95 mask was worn. A silent prayer was
 given.

Document 11/19/22 09:11 DM (Rec: 11/19/22 09:11 DM Desktop)
 Spiritual Care Service/Purpose
 Service(s) Provided
 Service Provided
 Name
 Follow-up, Prayer/Blessing, Visit
 Malaver, Daniel

Lyons, Kathleen A

Facility: Queen of the Valley Hospital **Location:** Q 1 Intensive Care Unit
 61 F 07/13/1961 **Med Rec Num:** MR01483046

Room-Bed: QI007-A
Visit: QH0054940416

Interventions - Continued

Title	Catholic Priest
Comment	N95 wore Pt. was blessed. No family present. Nurse notified.
Document 11/21/22 13:31 AC(2) (Rec: 11/21/22 13:32 AC(2) Desktop)	
Spiritual Care Service/Purpose	
Service(s) Provided	11/21/22
Date of Spiritual Care Service	Follow-up, Prayer/Blessing, Visit
Service Provided	Couch, Andrew
Name	Chaplain
Title	Follow-up visit: no family present; N95 mask was worn. Prayer was given.
Comment	
Document 11/22/22 16:55 AC(2) (Rec: 11/22/22 16:56 AC(2) Desktop)	
Spiritual Care Service/Purpose	
Service(s) Provided	11/22/22
Date of Spiritual Care Service	Follow-up, Prayer/Blessing, Visit
Service Provided	Couch, Andrew
Name	Chaplain
Title	Follow-up visit: no family present; N95 mask was worn. Prayer was given.
Comment	
Document 11/23/22 12:38 AC(2) (Rec: 11/23/22 12:38 AC(2) Desktop)	
Spiritual Care Service/Purpose	
Service(s) Provided	11/23/22
Date of Spiritual Care Service	Follow-up, Prayer/Blessing, Visit
Service Provided	Couch, Andrew
Name	Chaplain
Title	Follow-up visit: no family present; N95 mask was worn. Silent prayer was given.
Comment	
Document 11/24/22 13:00 DM (Rec: 11/24/22 13:01 DM Desktop)	
Spiritual Care Service/Purpose	
Service(s) Provided	Anointing, Follow-up, Prayer/Blessing, Visit
Service Provided	

Iyons, Kathleen A

Facility: Queen of the Valley Hospital **Location:** Q 1 Intensive Care Unit
 61 F 07/13/1961 **Med Rec Num:** MR01483046

Room-Bed: QI007-A
Visit: QH0054940416

Interventions - Continued

Name Malaver, Daniel
 Title Catholic Priest
 Comment N95 wore
 Pt. was anointed and blessed. Family was present and grateful for the visit
 . Nurse was notified.

Document 11/28/22 11:30 AC(2) (Rec: 11/28/22 16:22 AC(2) Desktop)

Spiritual Care Service/Purpose
 Service(s) Provided

Date of Spiritual Care Service

Service Provided

Name

Title

Comment

11/28/22
 Follow-up, Prayer/Blessing, Visit
 Couch, Andrew
 Chaplain
 Follow-up visit: no family present;
 N95 mask was worn. Silent prayer was given.

Document 11/29/22 18:39 AC(2) (Rec: 11/29/22 18:39 AC(2) Desktop)

Spiritual Care Service/Purpose

Service(s) Provided

Date of Spiritual Care Service

Service Provided

Name

Title

Comment

11/29/22
 Follow-up, Prayer/Blessing, Visit
 Couch, Andrew
 Chaplain
 Follow-up visit: no family present;
 N95 mask was worn. Silent prayer was given.

Stroke Education

Freq: QSHIFF

Start: 11/24/22 00:18
 Status: Discharge

Protocol: Document 11/24/22 00:00 JAB (Rec: 11/24/22 06:45 JAB Desktop)

Stroke Education

Management of Learning

Patient/Family Able/Willing to Participate in Teaching?

Teaching Recipient

Stroke Topics

Stroke Topics

Medical

Patient Unable
 Patient
 Follow-up Planned/Scheduled

Lyons Kathleen A

Facility: Queen of the Valley Hospital **Location:** Q 1 Intensive Care Unit
 61 F 07/13/1961 **Med Rec Num:** MR01483046

Room-Bed: QI007-A
Visit: QH0054940416

Interventions - Continued

Medical Risk Factors	Hypertension:;Hyperlipidemia:;Diabetes
Lifestyle	:
Lifestyle Risk Factors	Poor Diet:;Physical Inactivity:;
Uncontrollable Risk Factors	Obesity/Overweight:
Response	Age:;Heridity:;Gender:
Stroke Education Book Given	Patient Unable/Doesn't Understand
Date Stroke Education Book Given	Yes
11/24/22 08:00 MT (Rec: 11/24/22 09:20 MT Desktop)	11/24/22
Stroke Education	Patient Unable
Management of Learning	Patient
Patient/Family Able/Willing to Participate in Teaching?	Follow-up Planned/Scheduled
Teaching Recipient	
Stroke Topics	
Medical	Hypertension:;Hyperlipidemia:;Diabetes
Medical Risk Factors	:
Lifestyle	Poor Diet:;Physical Inactivity:;
Lifestyle Risk Factors	Obesity/Overweight:
Uncontrollable	Age:;Heridity:;Gender:
Uncontrollable Risk Factors	Patient Unable/Doesn't Understand
Response	Yes
Stroke Education Book Given	11/24/22
Date Stroke Education Book Given	
11/24/22 20:00 IO (Rec: 11/24/22 22:50 IO Desktop)	
Stroke Education	Patient Unable
Management of Learning	Patient
Patient/Family Able/Willing to Participate in Teaching?	
Teaching Recipient	
Stroke Topics	Follow-up Planned/Scheduled

Lyons, Kathleen A

Facility: Queen of the Valley Hospital **Location:** Q 1 Intensive Care Unit
 61 F 07/13/1961 **Med Rec Num:** MR01483046

Room-Bed: QI007-A
Visit: QH0054940416

Interventions - Continued

Medical		Hypertension:, Hyperlipidemia:, Diabetes
Medical Risk Factors		:
Lifestyle		Poor Diet:, Physical Inactivity:,
Lifestyle Risk Factors		Obesity/Overweight:
Uncontrollable		Age:, Heredity:, Gender:
Uncontrollable Risk Factors		Patient Unable/Doesn't Understand
Response		Yes
Stroke Education Book Given		11/24/22
Document	11/25/22 08:00 SAV (Rec: 11/25/22 17:13 SAV Desktop)	
Stroke Education		Management of Learning
Management of Learning		Patient/Family Able/Willing to Participate in Teaching?
Teaching Recipient		Patient
Stroke Topics		Activation of EMS, Follow-up Planned/ Scheduled, Prescribed Medication, Signs & Symptoms, Risk Factors
Medical		Hypertension:, Hyperlipidemia:, Diabetes
Medical Risk Factors		:
Lifestyle		Poor Diet:, Physical Inactivity:,
Lifestyle Risk Factors		Obesity/Overweight:
Uncontrollable		Age:, Heredity:, Gender:
Uncontrollable Risk Factors		Patient Unable/Doesn't Understand
Response		Yes
Stroke Education Book Given		11/24/22
Document	11/25/22 20:00 LO (Rec: 11/25/22 21:55 LO Desktop)	
Stroke Education		Management of Learning
Management of Learning		Patient/Family Able/Willing to Participate in Teaching?
Patient/Family Able/Willing to Participate in Teaching?		Patient Unable

Lyons, Kathleen A

Facility: Queen of the Valley Hospital **Location:** Q 1 Intensive Care Unit
 61 F 07/13/1961 **Med Rec Num:** MR01483046

Room-Bed: QI007-A
Visit: QH0054940416

Interventions - Continued

Teaching Recipient	Patient
Stroke Topics	Activation of EMS, Follow-up Planned/ Scheduled, Prescribed Medication, Signs & Symptoms, Risk Factors
Stroke Topics	
Medical	Hypertension:, Hyperlipidemia:, Diabetes
Medical Risk Factors	:
Lifestyle	Poor Diet:, Physical Inactivity:, Obesity/Overweight:
Lifestyle Risk Factors	
Uncontrollable	Age:, Heredity:, Gender:
Uncontrollable Risk Factors	Patient Unable/Doesn't Understand Yes
Response	11/24/22
Response	
Stroke Education Book Given	
Date Stroke Education Book Given	
Document 11/26/22 08:00 LH (Rec: 11/26/22 09:28 LH Phone)	
Stroke Education	
Management of Learning	
Patient/Family Able/Willing to Participate in Teaching?	Patient Unable
Teaching Recipient	Patient
Stroke Topics	Activation of EMS, Follow-up Planned/ Scheduled, Prescribed Medication, Signs & Symptoms, Risk Factors
Stroke Topics	
Medical	Hypertension:, Hyperlipidemia:, Diabetes
Medical Risk Factors	:
Lifestyle	Poor Diet:, Physical Inactivity:, Obesity/Overweight:
Lifestyle Risk Factors	
Uncontrollable	Age:, Heredity:, Gender:
Uncontrollable Risk Factors	Patient Unable/Doesn't Understand Yes
Response	
Response	
Stroke Education Book Given	

Iyons, Kathleen A

Facility: Queen of the Valley Hospital **Location:** Q 1 Intensive Care Unit
 61 F 07/13/1961 **Med Rec Num:** MR01483046

Room-Bed: QI007-A
Visit: QH0054940416

Interventions - Continued

Date Stroke Education Book Given	11/24/22
Document 11/26/22 20:00 LO (Rec: 11/26/22 20:40 LO Desktop)	
Stroke Education	
Management of Learning	
Patient/Family Able/Willing to Participate in Teaching?	Patient Unable
Teaching Recipient	Patient
Stroke Topics	Activation of EMS, Follow-up Planned/ Scheduled, Prescribed Medication, Signs & Symptoms, Risk Factors
Medical	Hypertension:, Hyperlipidemia:, Diabetes
Medical Risk Factors	:
Lifestyle	Poor Diet:, Physical Inactivity:, Obesity/Overweight:
Lifestyle Risk Factors	Age:, Heredity:, Gender:
Uncontrollable	Patient Unable/Doesn't Understand
Uncontrollable Risk Factors	Yes
Response	11/24/22
Stroke Education Book Given	
Date Stroke Education Book Given	
Document 11/27/22 08:00 LH (Rec: 11/27/22 11:29 LH Phone)	
Stroke Education	
Management of Learning	
Patient/Family Able/Willing to Participate in Teaching?	Patient Unable
Teaching Recipient	Patient
Stroke Topics	Activation of EMS, Follow-up Planned/ Scheduled, Prescribed Medication, Signs & Symptoms, Risk Factors
Medical	Hypertension:, Hyperlipidemia:, Diabetes
Medical Risk Factors	:
Lifestyle	Poor Diet:, Physical Inactivity:, Obesity/Overweight:
Lifestyle Risk Factors	

Lyons, Kathleen A

Facility: Queen of the Valley Hospital **Location:** Q 1 Intensive Care Unit
 61 F 07/13/1961 **Med Rec Num:** MR01483046

Room-Bed: QI007-A
Visit: QH0054940416

Interventions - Continued

Uncontrollable Risk Factors	Age:, Heredity:, Gender:
Response	Patient Unable/Doesn't Understand
Stroke Education Book Given	Yes
Date Stroke Education Book Given	11/24/22
Document 11/27/22 20:00 JAB (Rec: 11/27/22 20:40 JAB Desktop)	
Stroke Education	Patient Unable
Management of Learning	Patient
Patient/Family Able/Willing to Participate in Teaching?	Activation of EMS, Follow-up Planned/Scheduled, Prescribed Medication, Signs & Symptoms, Risk Factors
Teaching Recipient	Hypertension:, Hyperlipidemia:, Diabetes
Stroke Topics	:
Stroke Topics	Poor Diet:, Physical Inactivity:,
Medical	Obesity/Overweight:
Medical Risk Factors	Age:, Heredity:, Gender:
Lifestyle	Patient Unable/Doesn't Understand
Lifestyle Risk Factors	Yes
Uncontrollable Risk Factors	11/24/22
Response	Patient Unable
Stroke Education Book Given	Patient
Date Stroke Education Book Given	Activation of EMS, Follow-up Planned/Scheduled, Prescribed Medication, Signs & Symptoms, Risk Factors
Document 11/28/22 08:00 UG (Rec: 11/28/22 16:35 UG Desktop)	
Stroke Education	
Management of Learning	
Patient/Family Able/Willing to Participate in Teaching?	
Teaching Recipient	
Stroke Topics	
Stroke Topics	
Medical	

Iyons, Kathleen A

Facility: Queen of the Valley Hospital **Location:** Q 1 Intensive Care Unit
 61 F 07/13/1961 **Med Rec Num:** MR01483046

Room-Bed: QI007-A
Visit: QH0054940416

Interventions - Continued

Medical Risk Factors	Hypertension:,Hyperlipidemia:,Diabetes
Lifestyle	:
Lifestyle Risk Factors	Poor Diet:,Physical Inactivity:,
Uncontrollable Risk Factors	Obesity/Overweight:
Response	Age:,Heridity:,Gender:
Stroke Education Book Given	Patient Unable/Doesn't Understand
Date Stroke Education Book Given	Yes
11/28/22 20:00 XD (Rec: 11/28/22 21:02 XD Desktop)	11/24/22
Stroke Education	Patient Unable
Management of Learning	Patient
Patient/Family Able/Willing to Participate in Teaching?	Activation of EMS,Follow-up Planned/ Scheduled,Prescribed Medication,Signs & Symptoms,Risk Factors
Teaching Recipient	Hypertension:,Hyperlipidemia:,Diabetes
Stroke Topics	:
Medical	Poor Diet:,Physical Inactivity:,
Medical Risk Factors	Obesity/Overweight:
Lifestyle	Age:,Heridity:,Gender:
Lifestyle Risk Factors	Patient Unable/Doesn't Understand
Uncontrollable Risk Factors	Yes
Response	11/24/22
Stroke Education Book Given	Patient Unable
Date Stroke Education Book Given	Patient
11/29/22 08:00 UG (Rec: 11/29/22 09:57 UG Desktop)	
Stroke Education	
Management of Learning	
Patient/Family Able/Willing to Participate in Teaching?	
Teaching Recipient	

Lyons, Kathleen A

Facility: Queen of the Valley Hospital
 61 F 07/13/1961
Med Rec Num: MR01483046

Room-Bed: QI007-A
Visit: QH0054940416

Interventions - Continued

Stroke Topics	
Stroke Topics	Activation of EMS, Follow-up Planned/ Scheduled, Prescribed Medication, Signs & Symptoms, Risk Factors
Medical	Hypertension:, Hyperlipidemia:, Diabetes
Medical Risk Factors	:
Lifestyle	Poor Diet:, Physical Inactivity:, Obesity/Overweight:
Lifestyle Risk Factors	
Uncontrollable	
Uncontrollable Risk Factors	Age:, Heredity:, Gender:
Response	Patient Unable/Doesn't Understand
Response	Yes
Date Stroke Education Book Given	11/24/22
Stroke Education Book Given	
Stroke Education	
Management of Learning	
Patient/Family Able/Willing to Participate in Teaching?	Patient Unable
Teaching Recipient	Patient
Stroke Topics	Activation of EMS, Follow-up Planned/ Scheduled, Prescribed Medication, Signs & Symptoms, Risk Factors
Medical	Hypertension:, Hyperlipidemia:, Diabetes
Medical Risk Factors	:
Lifestyle	Poor Diet:, Physical Inactivity:, Obesity/Overweight:
Lifestyle Risk Factors	
Uncontrollable	
Uncontrollable Risk Factors	Age:, Heredity:, Gender:
Response	Patient Unable/Doesn't Understand
Response	Yes
Date Stroke Education Book Given	11/24/22

Lyons, Kathleen A

Facility: Queen of the Valley Hospital **Location:** Q 1 Intensive Care Unit
 61 F 07/13/1961 **Med Rec Num:** MR01483046

Room-Bed: QI007-A
Visit: QH0054940416

Interventions - Continued

Document 11/30/22 08:00 JM (Rec: 11/30/22 09:46 JM Desktop)
 Stroke Education

Management of Learning
 Patient/Family Able/Willing to Participate in Teaching?
 Teaching Recipient

Stroke Topics

Patient Unable
 Patient

Activation of EMS, Follow-up Planned/
 Scheduled, Prescribed Medication, Signs
 & Symptoms, Risk Factors

Medical

Medical Risk Factors

Hypertension:, Hyperlipidemia:, Diabetes
 :

Lifestyle

Lifestyle Risk Factors

Poor Diet:, Physical Inactivity:,
 Obesity/Overweight:

Uncontrollable

Uncontrollable Risk Factors

Age:, Heredity:, Gender:

Response

Stroke Education Book Given

Patient Unable/Doesn't Understand
 No, already given
 11/24/22

Date Stroke Education Book Given

Document 11/30/22 20:00 HL (Rec: 11/30/22 23:49 HL Desktop)

Stroke Education

Management of Learning
 Patient/Family Able/Willing to Participate in Teaching?
 Teaching Recipient

Patient Unable
 Patient

Stroke Topics

Activation of EMS, Follow-up Planned/
 Scheduled, Prescribed Medication, Signs
 & Symptoms, Risk Factors

Medical

Medical Risk Factors

Hypertension:, Hyperlipidemia:, Diabetes
 :

Lifestyle

Lifestyle Risk Factors

Poor Diet:, Physical Inactivity:,
 Obesity/Overweight:

Uncontrollable

Lyons, Kathleen A

Facility: Queen of the Valley Hospital **Location:** Q 1 Intensive Care Unit
 61 F 07/13/1961 **Med Rec Num:** MR01483046

Room-Bed: QI007-A
Visit: QH0054940416

Interventions - Continued

Uncontrollable Risk Factors	Age:,Heredity:,Gender:
Response	
Stroke Education Book Given	Patient Unable/Doesn't Understand
Date Stroke Education Book Given	No, already given
Document 12/01/22 08:00 JR (Rec: 12/01/22 09:50 JR Desktop)	11/24/22
Stroke Education	
Management of Learning	Patient Unable
Patient/Family Able/Willing to Participate in Teaching?	Patient
Teaching Recipient	Activation of EMS, Follow-up Planned/ Scheduled, Prescribed Medication, Signs & Symptoms, Risk Factors
Stroke Topics	
Stroke Topics	
Medical	
Medical Risk Factors	Hypertension:,Hyperlipidemia:,Diabetes
	:
Lifestyle	Poor Diet:,Physical Inactivity:,
Lifestyle Risk Factors	Obesity/Overweight:
Uncontrollable	
Uncontrollable Risk Factors	Age:,Heredity:,Gender:
Response	Patient Unable/Doesn't Understand
Stroke Education Book Given	No, already given
Date Stroke Education Book Given	11/24/22
Document 12/01/22 20:00 HL (Rec: 12/01/22 20:34 HL Desktop)	
Stroke Education	
Management of Learning	Patient Unable
Patient/Family Able/Willing to Participate in Teaching?	Patient
Teaching Recipient	Activation of EMS, Follow-up Planned/ Scheduled, Prescribed Medication, Signs & Symptoms, Risk Factors
Stroke Topics	
Stroke Topics	
Medical	
Medical Risk Factors	Hypertension:,Hyperlipidemia:,Diabetes

Lyons, Kathleen A

Facility: Queen of the Valley Hospital
 61 F 07/13/1961
Interventions - Continued

Location: Q 1 Intensive Care Unit
Med Rec Num: MR01483046

Room-Bed: QI007-A
Visit: QH0054940416

Lifestyle
 Lifestyle Risk Factors
 Uncontrollable
 Uncontrollable Risk Factors
 Response
 Response
 Stroke Education Book Given
 Date Stroke Education Book Given

:
 Poor Diet:, Physical Inactivity:,
 Obesity/Overweight:
 Age:, Heredity:, Gender:
 Patient Unable/Doesn't Understand
 No, already given
 11/24/22

Teaching Record
 Freq: QSHFFP
 Protocol:

Start: 10/18/22 23:09
 Status: Complete

Document 10/19/22 08:00 LZ (Rec: 10/19/22 13:42 LZ Desktop)
 Teaching Record: General

Isolation
 Isolation
 Teaching Recipient
 Teaching Methods
 Response to Teaching
 Topic

No
 Patient
 Discussion
 Patient Actively Involved

IV Site/Wound Care
 Recipient
 Methods
 Response

Comment
 Patient
 Discussion
 Patient Actively Involved, Patient
 Verbalizes Understanding
 RN to assess. Monitor for s/sx of
 infiltration

Equipment Use
 Recipient
 Methods
 Response
 Comment
 Hospital Environment
 Recipient
 Methods
 Response

Patient
 Discussion
 Patient Actively Involved
 Call light use, bed controls, tv
 Patient
 Discussion
 Patient Actively Involved, Patient

Lyons, Kathleen A

Facility: Queen of the Valley Hospital **Location:** Q 1 Intensive Care Unit
 61 F 07/13/1961 **Med Rec Num:** MR01483046

Room-Bed: QI007-A
Visit: QH0054940416

Interventions - Continued

Comment				Verbalizes Understanding Call light use, vital signs, neuro checks, accuchecks
Plan of Care				
Recipient				Patient
Methods				Discussion
Response				Patient Actively Involved, Patient Verbalizes Understanding
Comment				Neurosurgery consult, PT, OT
Diet				Patient
Recipient				Discussion
Methods				Patient Actively Involved, Patient Verbalizes Understanding
Response				Diabetic diet
Comment				
Medications				Patient
Recipient				Discussion
Methods				Patient Actively Involved, Patient Verbalizes Understanding
Response				per emar, prn, side effects of medication
Comment				
Document	10/19/22 19:36	REG(3)	(Rec: 10/19/22 20:09	REG(3) Desktop)
Teaching Record:	General			
Isolation				No
Isolation				Patient
Teaching Recipient				Discussion
Teaching Methods				Patient Actively Involved
Response to Teaching				
Topic				
IV Site/Wound Care				Patient
Recipient				Discussion
Methods				Patient Actively Involved, Patient Verbalizes Understanding
Response				RN to assess. Monitor for s/sx of infiltration
Comment				

Iyons, Kathleen A

Facility: Queen of the Valley Hospital **Location:** Q 1 Intensive Care Unit
 61 F 07/13/1961 **Med Rec Num:** MR01483046

Room-Bed: QI007-A
Visit: QH0054940416

Interventions - Continued

Equipment Use	Patient
Recipient	Discussion
Methods	Patient Actively Involved
Response	Call light use, bed controls, tv
Comment	
Hospital Environment	Patient
Recipient	Discussion
Methods	Patient Actively Involved, Patient
Response	Verbalizes Understanding
Comment	Call light use, vital signs, neuro checks, accuchecks
Plan of Care	Patient
Recipient	Discussion
Methods	Patient Actively Involved, Patient
Response	Verbalizes Understanding
Comment	Neurosurgery consult, PT, OT
Diet	Patient
Recipient	Discussion
Methods	Patient Actively Involved, Patient
Response	Verbalizes Understanding
Comment	Diabetic diet
Medications	Patient
Recipient	Discussion
Methods	Patient Actively Involved, Patient
Response	Verbalizes Understanding
Comment	per emar, prn, side effects of medication
Document	10/20/22 08:00 LZ (Rec: 10/20/22 12:45 LZ Desktop)
Teaching Record: General	
Isolation	No
Teaching Recipient	Patient
Teaching Methods	Discussion

Lyons, Kathleen A

Facility: Queen of the Valley Hospital **Location:** Q 1 Intensive Care Unit
 61 F 07/13/1961 **Med Rec Num:** MR01483046

Room-Bed: QI007-A
Visit: QH0054940416

Interventions - Continued

Response to Teaching	Patient Actively Involved
Topic	
IV Site/Wound Care	Patient
Recipient	Discussion
Methods	Patient Actively Involved, Patient
Response	Verbalizes Understanding
	RN to assess. Monitor for s/sx of
	infiltration
Comment	
Equipment Use	Patient
Recipient	Discussion
Methods	Patient Actively Involved
Response	Call light use, bed controls, tv
Comment	
Hospital Environment	Patient
Recipient	Discussion
Methods	Patient Actively Involved, Patient
Response	Verbalizes Understanding
	Call light use, vital signs, neuro
	checks, accuchecks
Comment	
Plan of Care	Patient
Recipient	Discussion
Methods	Patient Actively Involved, Patient
Response	Verbalizes Understanding
	Neurosurgery consult, PT, OT
Comment	
Diet	Patient
Recipient	Discussion
Methods	Patient Actively Involved, Patient
Response	Verbalizes Understanding
	Diabetic diet
Comment	
Medications	Patient
Recipient	Discussion
Methods	Patient Actively Involved, Patient
Response	

Lyons, Kathleen A

Facility: Queen of the Valley Hospital **Location:** Q 1 Intensive Care Unit
 61 F 07/13/1961 **Med Rec Num:** MR01483046

Room-Bed: QI007-A
Visit: QH0054940416

Interventions - Continued

Comment	Verbalizes Understanding per emar, prn, side effects of medication
Document 10/20/22 20:00 REG(4) (Rec: 10/21/22 00:06 REG(4) Desktop)	Desktop)
Teaching Record: General	
Isolation	No
Isolation	Patient
Teaching Recipient	Discussion
Teaching Methods	Patient Actively Involved
Response to Teaching	
Topic	
IV Site/Wound Care	Patient
Recipient	Discussion
Methods	Patient Actively Involved, Patient
Response	Verbalizes Understanding
Comment	RN to assess. Monitor for s/sx of infiltration
Equipment Use	Patient
Recipient	Discussion
Methods	Patient Actively Involved
Response	Call light use, bed controls, tv
Comment	
Hospital Environment	Patient
Recipient	Discussion
Methods	Patient Actively Involved, Patient
Response	Verbalizes Understanding
Comment	Call light use, vital signs, neuro checks, accuchecks
Plan of Care	Patient
Recipient	Discussion
Methods	Patient Actively Involved, Patient
Response	Verbalizes Understanding
Comment	Neurosurgery consult, PT, OT
Diet	

Lyons, Kathleen A

Facility: Queen of the Valley Hospital **Location:** Q 1 Intensive Care Unit
 61 F 07/13/1961 **Med Rec Num:** MR01483046

Room-Bed: QI007-A
Visit: QH0054940416

Interventions - Continued

Recipient	Patient
Methods	Discussion
Response	Patient Actively Involved, Patient Verbalizes Understanding
Comment	Diabetic diet
Medications	Patient
Recipient	Discussion
Methods	Patient Actively Involved, Patient Verbalizes Understanding
Response	per emar, prn, side effects of medication
Comment	
Document	10/21/22 08:00 KL (Rec: 10/21/22 10:44 KL Desktop)
Teaching Record: General	
Isolation	No
Isolation	Patient
Teaching Recipient	Discussion
Teaching Methods	Patient Actively Involved
Response to Teaching	STANDARD
Teaching Comment	
Topic	
IV Site/Wound Care	Patient
Recipient	Discussion
Methods	Patient Actively Involved, Patient Verbalizes Understanding
Response	RN to assess. Monitor for s/sx of infiltration
Comment	
Equipment Use	Patient
Recipient	Discussion
Methods	Patient Actively Involved
Response	Call light use, bed controls, tv
Comment	
Hospital Environment	Patient
Recipient	Discussion
Methods	Patient Actively Involved, Patient
Response	

Lyons, Kathleen A

Facility: Queen of the Valley Hospital **Location:** Q 1 Intensive Care Unit
 61 F 07/13/1961 **Med Rec Num:** MR01483046

Room-Bed: QI007-A
Visit: QH0054940416

Interventions - Continued

Comment	Verbalizes Understanding Call light use, vital signs, neuro checks, accuchecks
Plan of Care	
Recipient	Patient
Methods	Discussion
Response	Patient Actively Involved, Patient Verbalizes Understanding
Comment	Neurosurgery consult, PT, OT
Diet	Patient
Recipient	Discussion
Methods	Patient Actively Involved, Patient Verbalizes Understanding
Response	Diabetic diet
Comment	
Medications	Patient
Recipient	Discussion
Methods	Patient Actively Involved, Patient Verbalizes Understanding
Response	per emar, prn, side effects of medication
Comment	
Document	10/21/22 20:00 JU (Rec: 10/21/22 21:48 JU Desktop)
Teaching Record: General	
Isolation	No
Isolation	Patient
Teaching Recipient	Discussion
Teaching Methods	Patient Actively Involved
Response to Teaching	STANDARD
Teaching Comment	
Topic	
IV Site/Wound Care	Patient
Recipient	Discussion
Methods	Patient Actively Involved, Patient Verbalizes Understanding
Response	RN to assess. Monitor for s/sx of
Comment	

Lyons, Kathleen A

Facility: Queen of the Valley Hospital **Location:** Q 1 Intensive Care Unit
 61 F 07/13/1961 **Med Rec Num:** MR01483046

Room-Bed: QI007-A
Visit: QH0054940416

Interventions - Continued

Equipment Use		infiltration
Recipient		Patient
Methods		Discussion
Response		Patient Actively Involved
Comment		Call light use, bed controls, tv
Hospital Environment		
Recipient		Patient
Methods		Discussion
Response		Patient Actively Involved, Patient Verbalizes Understanding
Comment		Call light use, vital signs, neuro checks, accuchecks
Plan of Care		
Recipient		Patient
Methods		Discussion
Response		Patient Actively Involved, Patient Verbalizes Understanding
Comment		Neurosurgery consult, PT, OT
Diet		
Recipient		Patient
Methods		Discussion
Response		Patient Actively Involved, Patient Verbalizes Understanding
Comment		Diabetic diet
Medications		
Recipient		Patient
Methods		Discussion
Response		Patient Actively Involved, Patient Verbalizes Understanding
Comment		per emar, prn, side effects of medication
Document	10/22/22 08:00 LZ (Rec: 10/22/22 10:11 LZ Desktop)	
Teaching Record:	General	
Isolation		No
Isolation		Patient
Teaching Recipient		

Lyons, Kathleen A

Facility: Queen of the Valley Hospital
 61 F 07/13/1961
Location: Q 1 Intensive Care Unit
Med Rec Num: MR01483046

Room-Bed: QI007-A
Visit: QH0054940416

Interventions - Continued

Teaching Methods	Discussion
Response to Teaching	Patient Actively Involved
Teaching Comment	STANDARD
Topic	
IV site/Wound Care	Patient
Recipient	Discussion
Methods	Patient Actively Involved, Patient
Response	Verbalizes Understanding
Comment	RN to assess. Monitor for s/sx of infiltration
Equipment Use	Patient
Recipient	Discussion
Methods	Patient Actively Involved
Response	Call light use, bed controls, tv
Comment	Patient
Hospital Environment	Discussion
Recipient	Patient Actively Involved, Patient
Methods	Verbalizes Understanding
Response	Call light use, vital signs, neuro checks, accuchecks
Comment	Patient
Plan of Care	Discussion
Recipient	Patient Actively Involved, Patient
Methods	Verbalizes Understanding
Response	Neurosurgery consult, PT, OT
Comment	Patient
Diet	Discussion
Recipient	Patient Actively Involved, Patient
Methods	Verbalizes Understanding
Response	Diabetic diet
Comment	Patient
Medications	
Recipient	

Lyons, Kathleen A

Facility: Queen of the Valley Hospital **Location:** Q 1 Intensive Care Unit
 61 F 07/13/1961 **Med Rec Num:** MR01483046

Room-Bed: QI007-A
Visit: QH0054940416

Interventions - Continued

Methods	Response	Comment	Discussion
Isolation	Teaching Recipient	Teaching Methods	Patient Actively Involved, Patient Verbalizes Understanding
Isolation	Response to Teaching	Teaching Comment	per emar, prn, side effects of medication
Document	10/22/22 20:00	JU (Rec: 10/22/22 23:17	JU Desktop)
Teaching Record: General	Isolation	Teaching Recipient	No
Isolation	Teaching Methods	Response to Teaching	Patient
Topic	Teaching Comment	IV Site/Wound Care	Discussion
IV Site/Wound Care	Recipient	Methods	Patient Actively Involved, Patient Verbalizes Understanding
Methods	Response	Comment	RN to assess. Monitor for s/sx of infiltration
Equipment Use	Recipient	Methods	Patient
Methods	Response	Comment	Discussion
Comment	Hospital Environment	Methods	Patient Actively Involved, Patient Verbalizes Understanding
Response	Methods	Response	Call light use, vital signs, neuro checks, accucuecks
Comment	Plan of Care	Recipient	Patient
Plan of Care	Methods	Response	Discussion
Response			Patient Actively Involved, Patient

Lyons, Kathleen A

Facility: Queen of the Valley Hospital **Location:** Q 1 Intensive Care Unit
 61 F 07/13/1961 **Med Rec Num:** MR01483046

Room-Bed: QI007-A
Visit: QH0054940416

Interventions - Continued

Comment	Verbalizes Understanding
Diet	Neurosurgery consult, PT, OT
Recipient	Patient
Methods	Discussion
Response	Patient Actively Involved, Patient Verbalizes Understanding
Comment	Diabetic diet
Medications	Patient
Recipient	Discussion
Methods	Patient Actively Involved, Patient Verbalizes Understanding
Response	per emar, prn, side effects of medication
Comment	
Document	10/23/22 08:00 SL (Rec: 10/23/22 10:01 SL Desktop)
Teaching Record:	General
Isolation	No
Isolation	
Topic	
Pain Management Techniques	Patient
Recipient	Discussion
Methods	Patient Actively Involved, Patient Verbalizes Understanding
Response	discussed pt pain management with pt and family, all questions answered, pt and family verbalized understanding
Comment	
Disease Process	Patient
Recipient	Discussion
Methods	Patient Actively Involved, Patient Verbalizes Understanding
Response	discussed pt disease process with pt and family, all questions answered, pt and family verbalized understanding
Comment	
Discharge Planning	

Lyons, Kathleen A

Facility: Queen of the Valley Hospital
 61 F 07/13/1961
Location: Q 1 Intensive Care Unit
Med Rec Num: MR01483046

Room-Bed: QI007-A
Visit: QH0054940416

Interventions - Continued

Recipient	Patient
Methods	Discussion
Response	Patient Actively Involved, Patient Verbalizes Understanding
Comment	discussed pt discharge planning with pt and family, all questions answered, pt and family verbalized understanding
IV Site/Wound Care	Patient
Recipient	Discussion
Methods	Patient Actively Involved, Patient Verbalizes Understanding
Response	clean/dry/intact
Comment	
Equipment Use	Patient
Recipient	Discussion
Methods	Patient Actively Involved, Patient Verbalizes Understanding
Response	pt knows how to use her call button, bed controls, tv, phone, and lights
Comment	
Hospital Environment	Patient
Recipient	Discussion
Methods	Patient Actively Involved, Patient Verbalizes Understanding
Response	pt's room is clean, clutter free, well lit, and no obstacles
Comment	
Plan of Care	Patient
Recipient	Discussion
Methods	Patient Actively Involved, Patient Verbalizes Understanding
Response	discussed pt plan of care with pt and family, all questions answered, pt and family verbalized understanding
Comment	
Diet	

Lyons, Kathleen A

Facility: Queen of the Valley Hospital **Location:** Q 1 Intensive Care Unit
 61 F 07/13/1961 **Med Rec Num:** MR01483046

Room-Bed: QI007-A
Visit: QH0054940416

Interventions - Continued

Recipient	Patient
Methods	Discussion
Response	Patient Actively Involved, Patient Verbalizes Understanding
Comment	pt is encouraged to eat 100% of all her meals
Medications	
Recipient	Patient
Methods	Discussion
Response	Patient Actively Involved, Patient Verbalizes Understanding
Comment	discussed pt medications with pt and family, all questions answered, pt and family verbalized understanding
Document	10/23/22 20:00 JU (Rec: 10/23/22 22:55 JU Desktop)
Teaching Record: General	
Isolation	No
Isolation	Patient
Teaching Recipient	Discussion
Teaching Methods	Patient Actively Involved
Response to Teaching	STANDARD
Teaching Comment	
Topic	
Pain Management Techniques	Patient
Recipient	Discussion
Methods	Patient Actively Involved, Patient Verbalizes Understanding
Response	discussed pt pain management with pt and family, all questions answered, pt and family verbalized understanding
Comment	
Disease Process	Patient
Recipient	Discussion
Methods	Patient Actively Involved, Patient Verbalizes Understanding
Response	discussed pt disease process with pt
Comment	

Lyons, Kathleen A

Facility: Queen of the Valley Hospital
61 F 07/13/1961

Location: Q 1 Intensive Care Unit
Med Rec Num: MR01483046

Room-Bed: QI007-A
Visit: QH0054940416

Interventions - Continued

Discharge Planning

Recipient

Methods

Response

Comment

and family, all questions answered, pt and family verbalized understanding

Patient

Discussion

Patient Actively Involved, Patient

Verbalizes Understanding

discussed pt discharge planning with

pt and family, all questions answered,

pt and family verbalized

understanding

IV Site/Wound Care

Recipient

Methods

Response

Comment

Patient

Discussion

Patient Actively Involved, Patient

Verbalizes Understanding

RN to assess. Monitor for s/sx of

infiltration

Equipment Use

Recipient

Methods

Response

Comment

Hospital Environment

Recipient

Methods

Response

Comment

Call light use, bed controls, tv

Patient

Discussion

Patient Actively Involved, Patient

Verbalizes Understanding

Call light use, vital signs, neuro

checks, accuchecks

Patient

Discussion

Patient Actively Involved, Patient

Verbalizes Understanding

Neurosurgery consult, PT, OT

Diet

Lyons, Kathleen A

Facility: Queen of the Valley Hospital **Location:** Q 1 Intensive Care Unit
 61 F 07/13/1961 **Med Rec Num:** MR01483046

Room-Bed: QI007-A
Visit: QH0054940416

Interventions - Continued

Recipient	Patient
Methods	Discussion
Response	Patient Actively Involved, Patient Verbalizes Understanding
Comment	Diabetic diet
Medications	Patient
Recipient	Discussion
Methods	Patient Actively Involved, Patient Verbalizes Understanding
Response	per emar, prn, side effects of medication
Comment	
Document	10/24/22 08:00 LZ (Rec: 10/24/22 12:50 LZ Desktop)
Teaching Record:	General
Isolation	No
Isolation	Patient
Teaching Recipient	Discussion
Teaching Methods	Patient Actively Involved
Response to Teaching	STANDARD
Teaching Comment	
Topic	
Pain Management Techniques	Patient
Recipient	Discussion
Methods	Patient Actively Involved, Patient Verbalizes Understanding
Response	discussed pt pain management with pt and family, all questions answered, pt and family verbalized understanding
Comment	
Disease Process	Patient
Recipient	Discussion
Methods	Patient Actively Involved, Patient Verbalizes Understanding
Response	discussed pt disease process with pt and family, all questions answered, pt and family verbalized understanding
Comment	

Lyons, Kathleen A

Facility: Queen of the Valley Hospital
 61 F 07/13/1961
Location: Q 1 Intensive Care Unit
Med Rec Num: MR01483046

Room-Bed: QI007-A
Visit: QH0054940416

Interventions - Continued

Discharge Planning

Recipient

Methods

Response

Comment

Patient
 Discussion
 Patient Actively Involved, Patient
 Verbalizes Understanding
 discussed pt discharge planning with
 pt and family, all questions answered,
 pt and family verbalized
 understanding

IV Site/Wound Care

Recipient

Methods

Response

Comment

Patient
 Discussion
 Patient Actively Involved, Patient
 Verbalizes Understanding
 RN to assess. Monitor for s/sx of
 infiltration

Equipment Use

Recipient

Methods

Response

Comment

Patient
 Discussion
 Patient Actively Involved
 Call light use, bed controls, tv

Hospital Environment

Recipient

Methods

Response

Comment

Patient
 Discussion
 Patient Actively Involved, Patient
 Verbalizes Understanding
 Call light use, vital signs, neuro
 checks, accuchecks

Plan of Care

Recipient

Methods

Response

Comment

Diet

Recipient

Methods

Patient
 Discussion

Lyons, Kathleen A

Facility: Queen of the Valley Hospital **Location:** Q 1 Intensive Care Unit
 61 F 07/13/1961 **Med Rec Num:** MR01483046

Room-Bed: QI007-A
Visit: QH0054940416

Interventions - Continued

Response		Patient Actively Involved, Patient Verbalizes Understanding
Comment		Diabetic diet
Medications		Patient
Recipient		Discussion
Methods		Patient Actively Involved, Patient Verbalizes Understanding
Response		per emar, prn, side effects of medication
Comment		
Document	10/24/22 20:00 LM (Rec: 10/24/22 23:16 LM QNSUK104)	
Teaching Record: General		
Isolation		No
Isolation		Patient
Teaching Recipient		Discussion
Teaching Methods		Patient Actively Involved
Response to Teaching		
Topic		
Pain Management Techniques		Patient
Recipient		Discussion
Methods		Patient Actively Involved
Response		
Disease Process		Patient
Recipient		Discussion
Methods		Patient Actively Involved
Response		
Discharge Planning		Patient
Recipient		Discussion
Methods		Patient Actively Involved
Response		
IV Site/Wound Care		Patient
Recipient		Discussion
Methods		Patient Actively Involved
Response		
Equipment Use		Patient
Recipient		Discussion
Methods		

Lyons, Kathleen A

Facility: Queen of the Valley Hospital **Location:** Q 1 Intensive Care Unit
 61 F 07/13/1961 **Med Rec Num:** MR01483046

Room-Bed: QI007-A
Visit: QH0054940416

Interventions - Continued

Response	Patient Actively Involved
Hospital Environment	Patient
Recipient	Discussion
Methods	Patient Actively Involved
Response	Patient Actively Involved
Plan of Care	Patient
Recipient	Discussion
Methods	Patient Actively Involved
Response	Patient
Diet	Discussion
Recipient	Patient Actively Involved
Methods	Patient
Response	Discussion
Medications	Patient Actively Involved
Recipient	Patient
Methods	Discussion
Response	Patient Actively Involved
Document 10/25/22 08:00 BP (Rec: 10/25/22 14:08 BP Other)	
Teaching Record: General	
Isolation	No
Isolation	Patient
Teaching Recipient	Discussion
Teaching Methods	Patient Actively Involved
Response to Teaching	
Topic	
Pain Management Techniques	Patient
Recipient	Discussion
Methods	Patient Actively Involved
Response	Patient
Disease Process	Discussion
Recipient	Patient Actively Involved
Methods	Patient
Response	Discussion
Discharge Planning	Patient Actively Involved
Recipient	Patient
Methods	Discussion
Response	Patient Actively Involved

Lyons, Kathleen A

Facility: Queen of the Valley Hospital **Location:** Q 1 Intensive Care Unit
 61 F 07/13/1961 **Med Rec Num:** MR01483046

Room-Bed: QI007-A
Visit: QH0054940416

Interventions - Continued

IV Site/Wound Care	Patient
Recipient	Discussion
Methods	Patient Actively Involved
Response	
Equipment Use	Patient
Recipient	Discussion
Methods	Patient Actively Involved
Response	
Hospital Environment	Patient
Recipient	Discussion
Methods	Patient Actively Involved
Response	
Plan of Care	Patient
Recipient	Discussion
Methods	Patient Actively Involved
Response	
Diet	Patient
Recipient	Discussion
Methods	Patient Actively Involved
Response	
Medications	Patient
Recipient	Discussion
Methods	Patient Actively Involved
Response	
Document 10/25/22 20:00 JDM (Rec: 10/25/22 22:33 JDM QNSUK104)	
Teaching Record: General	No
Isolation	Patient
Teaching Recipient	Discussion
Teaching Methods	Patient Actively Involved
Response to Teaching	STANDARD
Teaching Comment	
Topic	
Pain Management Techniques	Patient
Recipient	Discussion
Methods	Patient Actively Involved
Response	

Lyons, Kathleen A

Facility: Queen of the Valley Hospital
 61 F 07/13/1961
Location: Q 1 Intensive Care Unit
Med Rec Num: MR01483046

Room-Bed: QI007-A
Visit: QH0054940416

Interventions - Continued

Comment	discussed pt pain management with pt and family, all questions answered, pt and family verbalized understanding
Disease Process	
Recipient	Patient
Methods	Discussion
Response	Patient Actively Involved
Comment	discussed pt disease process with pt and family, all questions answered, pt and family verbalized understanding
Discharge Planning	
Recipient	Patient
Methods	Discussion
Response	Patient Actively Involved
Comment	discussed pt discharge planning with pt and family, all questions answered, pt and family verbalized understanding
IV Site/Wound Care	
Recipient	Patient
Methods	Discussion
Response	Patient Actively Involved
Comment	RN to assess. Monitor for s/sx of infiltration
Equipment Use	
Recipient	Patient
Methods	Discussion
Response	Patient Actively Involved
Comment	Call light use, bed controls, tv
Hospital Environment	
Recipient	Patient
Methods	Discussion
Response	Patient Actively Involved
Comment	Call light use, vital signs, neuro checks, accuchecks
Plan of Care	
Recipient	Patient

Lyons, Kathleen A

Facility: Queen of the Valley Hospital **Location:** Q 1 Intensive Care Unit
 61 F 07/13/1961 **Med Rec Num:** MR01483046

Room-Bed: QI007-A
Visit: QH0054940416

Interventions - Continued

Methods					Discussion
Response					Patient Actively Involved
Comment					Neurosurgery consult, PT, OT
Diet					Patient
Recipient					Discussion
Methods					Patient Actively Involved
Response					Diabetic diet
Comment					Patient
Medications					Discussion
Recipient					Patient Actively Involved
Methods					per emar, prn, side effects of
Response					medication
Comment					
Document	10/26/22 08:00	SK	(Rec: 10/26/22 08:59	SK	Desktop)
Teaching Record:	General				
Isolation					No
Isolation					Patient
Teaching Recipient					Discussion
Teaching Methods					Patient Actively Involved
Response to Teaching					STANDARD
Teaching Comment					
Topic					
Pain Management Techniques					Patient
Recipient					Discussion
Methods					Patient Actively Involved
Response					discussed pt pain management with pt
Comment					and family, all questions answered, pt
					and family verbalized understanding
Disease Process					Patient
Recipient					Discussion
Methods					Patient Actively Involved
Response					discussed pt disease process with pt
Comment					and family, all questions answered, pt
					and family verbalized understanding

Lyons, Kathleen A

Facility: Queen of the Valley Hospital **Location:** Q 1 Intensive Care Unit
61 F 07/13/1961 **Med Rec Num:** MR01483046

Room-Bed: QI007-A
Visit: QH0054940416

Interventions - Continued

Discharge Planning

Recipient
Methods
Response
Comment

Patient
Discussion
Patient Actively Involved
discussed pt discharge planning with
pt and family, all questions answered,
pt and family verbalized
understanding

IV Site/Wound Care

Recipient
Methods
Response
Comment

Patient
Discussion
Patient Actively Involved
RN to assess. Monitor for s/sx of
infiltration

Equipment Use

Recipient
Methods
Response
Comment

Patient
Discussion
Patient Actively Involved
Call light use, bed controls, tv

Hospital Environment

Recipient
Methods
Response
Comment

Patient
Discussion
Patient Actively Involved
Call light use, vital signs, neuro
checks, accuchecks

Plan of Care

Recipient
Methods
Response
Comment

Patient
Discussion
Patient Actively Involved
Neurosurgery consult, PT, OT/
SURGERY
SCHEDULED TODAY

Diet

Recipient
Methods
Comment
Medications
Recipient

Patient
Discussion
NPO FOR SURGERY
Patient

Lyons, Kathleen A

Facility: Queen of the Valley Hospital **Location:** Q 1 Intensive Care Unit
 61 F 07/13/1961 **Med Rec Num:** MR01483046

Room-Bed: QI007-A
Visit: QH0054940416

Interventions - Continued

Methods	Discussion
Response	Patient Actively Involved
Comment	per emar, prn, side effects of medication

Teaching Record
 Freq: QSHIFF Start: 10/26/22 21:20
 Status: Discharge

Document 10/27/22 08:00 LH (Rec: 10/27/22 13:28 LH Desktop)
 Teaching Record: General

Isolation	No
Teaching Recipient	Patient
Teaching Methods	Discussion
Response to Teaching	Patient Actively Involved
Teaching Comment	STANDARD

Topic	Pain Management Techniques
Recipient	Patient
Methods	Discussion
Response	Patient Actively Involved
Comment	ASSESS FOR S/S OF PAIN

Disease Process	Patient
Recipient	Discussion
Methods	Unable/Doesn't Understand
Response	discussed pt disease process with pt and family, all questions answered, pt and family verbalized understanding
Comment	

Discharge Planning	Patient
Recipient	Discussion
Methods	Unable/Doesn't Understand
Response	
IV Site/Wound Care	Patient
Recipient	Discussion
Methods	Unable/Doesn't Understand
Response	RN to assess. Monitor for s/sx of
Comment	

Lyons, Kathleen A

Facility: Queen of the Valley Hospital **Location:** Q 1 Intensive Care Unit
 61 F 07/13/1961 **Med Rec Num:** MR01483046

Room-Bed: QI007-A
Visit: QH0054940416

Interventions - Continued

Equipment Use					infiltration
Recipient					Patient
Methods					Discussion
Response					Unable/Doesn't Understand
Comment					Call light use, bed controls, tv
Hospital Environment					Patient
Recipient					Discussion
Methods					Unable/Doesn't Understand
Response					ICU ROUNDS AND ROUTINES.
Comment					Patient
Plan of Care					Discussion
Recipient					Unable/Doesn't Understand
Methods					EVD CARE/ACCU CHECKS Q1HOUR
Response					Patient
Comment					Discussion
Diet					Unable/Doesn't Understand
Recipient					NPO
Methods					Patient
Response					Discussion
Comment					Unable/Doesn't Understand
Medications					per emar, prn, side effects of medication
Recipient					
Methods					
Response					
Comment					
Document	10/27/22 20:00	JAB	(Rec: 10/27/22 22:58	JAB	Desktop)
Teaching Record:	General				
Isolation					No
Isolation					Patient
Teaching Recipient					Discussion
Teaching Methods					Patient Actively Involved
Response to Teaching					STANDARD
Teaching Comment					
Topic					
Pain Management Techniques					

Lyons, Kathleen A

Facility: Queen of the Valley Hospital
 61 F 07/13/1961
Location: Q 1 Intensive Care Unit
Med Rec Num: MR01483046

Room-Bed: QI007-A
Visit: QH0054940416

Interventions - Continued

Recipient	Patient
Methods	Discussion
Response	Patient Actively Involved
Comment	ASSESS FOR S/S OF PAIN
Disease Process	
Recipient	Patient
Methods	Discussion
Response	Unable/Doesn't Understand
Comment	discussed pt disease process with pt and family, all questions answered, pt and family verbalized understanding
Discharge Planning	
Recipient	Patient
Methods	Discussion
Response	Unable/Doesn't Understand
IV Site/Wound Care	
Recipient	Patient
Methods	Discussion
Response	Unable/Doesn't Understand
Comment	RN to assess. Monitor for s/sx of infiltration
Equipment Use	
Recipient	Patient
Methods	Discussion
Response	Unable/Doesn't Understand
Comment	Call light use, bed controls, tv
Hospital Environment	
Recipient	Patient
Methods	Discussion
Response	Unable/Doesn't Understand
Comment	ICU ROUNDS AND ROUTINES.
Plan of Care	
Recipient	Patient
Methods	Discussion
Response	Unable/Doesn't Understand
Comment	EVD CARE/ACCU CHECKS Q1HOUR
Diet	

Lyons, Kathleen A

Facility: Queen of the Valley Hospital **Location:** Q 1 Intensive Care Unit
 61 F 07/13/1961 **Med Rec Num:** MR01483046

Room-Bed: QI007-A
Visit: QH0054940416

Interventions - Continued

Recipient	Patient
Methods	Discussion
Response	Unable/Doesn't Understand
Comment	NPO
Medications	
Recipient	Patient
Methods	Discussion
Response	Unable/Doesn't Understand
Comment	per emar, prn, side effects of medication
Document	10/28/22 08:00 GH (Rec: 10/28/22 08:03 GH Other)
Teaching Record: General	
Isolation	No
Isolation	Patient
Teaching Recipient	Discussion
Teaching Methods	Patient Actively Involved
Response to Teaching	STANDARD
Teaching Comment	
Topic	
Pain Management Techniques	Patient
Recipient	Discussion
Methods	Patient Actively Involved
Response	ASSESS FOR S/S OF PAIN
Comment	
Disease Process	Patient
Recipient	Discussion
Methods	Unable/Doesn't Understand
Response	discussed pt disease process with pt and family, all questions answered, pt and family verbalized understanding
Comment	
Discharge Planning	Patient
Recipient	Discussion
Methods	Unable/Doesn't Understand
Response	
IV Site/Wound Care	Patient
Recipient	

Iyons, Kathleen A

Facility: Queen of the Valley Hospital **Location:** Q 1 Intensive Care Unit
 61 F 07/13/1961 **Med Rec Num:** MR01483046

Room-Bed: QI007-A
Visit: QH0054940416

Interventions - Continued

Methods	Response	Comment	Discussion
Equipment Use	Recipient	Comment	Unable/Doesn't Understand RN to assess. Monitor for s/sx of infiltration
Methods	Response	Comment	Patient
Hospital Environment	Plan of Care	Comment	Discussion
Methods	Response	Comment	Unable/Doesn't Understand Call light use, bed controls, tv
Plan of Care	Recipient	Methods	Patient
Methods	Response	Comment	Discussion
Plan of Care	Recipient	Methods	Unable/Doesn't Understand ICU ROUNDS AND ROUTINES.
Methods	Response	Comment	Patient
Diet	Recipient	Methods	Discussion
Methods	Response	Comment	Unable/Doesn't Understand EVD CARE/ACCU CHECKS Q1HOUR
Medications	Recipient	Methods	Patient
Methods	Response	Comment	Discussion
Comment	Response	Comment	Unable/Doesn't Understand NPO
Document	10/28/22 20:00	ML	(Rec: 10/28/22 20:32
Teaching Record:	General	ML	Desktop)
Isolation	Teaching Recipient	Discussion	No
Teaching Methods	Response to Teaching	Patient Actively Involved	

Lyons, Kathleen A

Facility: Queen of the Valley Hospital
 61 F 07/13/1961
Med Rec Num: MR01483046

Room-Bed: QI007-A
Visit: QH0054940416

Interventions - Continued

Teaching Comment Topic	STANDARD
Pain Management Techniques	
Recipient	Patient
Methods	Discussion
Response	Patient Actively Involved
Comment	ASSESS FOR S/S OF PAIN
Disease Process	
Recipient	Patient
Methods	Discussion
Response	Unable/Doesn't Understand
Comment	DISCUSSED DISEASE PROCESS WITH PATIENT . NEEDS RE ENFORCEMENT.
Discharge Planning	
Recipient	Patient
Methods	Discussion
Response	Unable/Doesn't Understand
IV Site/Wound Care	
Recipient	Patient
Methods	Discussion
Response	Unable/Doesn't Understand
Comment	ASSESS IV SITE. MONITOR FOR S/S OF REDNESS AND SWELLING.
Equipment Use	
Recipient	Patient
Methods	Discussion
Response	Unable/Doesn't Understand
Comment	CALL LIGHT WITHIN REACH.
Hospital Environment	
Recipient	Patient
Methods	Discussion
Response	Unable/Doesn't Understand
Comment	ICU ROUNDS AND ROUTINES.
Plan of Care	
Recipient	Patient
Methods	Discussion
Response	Unable/Doesn't Understand

Lyons, Kathleen A

Facility: Queen of the Valley Hospital **Location:** Q 1 Intensive Care Unit
 61 F 07/13/1961 **Med Rec Num:** MR01483046

Room-Bed: QI007-A
Visit: QH0054940416

Interventions - Continued

Comment	EVD CARE/ACCU CHECKS Q1HOUR
Diet	
Recipient	Patient
Methods	Discussion
Response	Unable/Doesn't Understand
Comment	NPO
Medications	
Recipient	Patient
Methods	Discussion
Response	Unable/Doesn't Understand
Comment	per emar, prn, side effects of medication
Document	10/29/22 08:00 LH (Rec: 10/29/22 09:55 LH Desktop)
Teaching Record: General	
Isolation	No
Isolation	Patient
Teaching Recipient	Discussion
Teaching Methods	Patient Actively Involved
Response to Teaching	STANDARD
Teaching Comment	
Topic	
Pain Management Techniques	
Recipient	Patient
Methods	Discussion
Response	Patient Actively Involved
Comment	ASSESS FOR S/S OF PAIN
Disease Process	
Recipient	Patient
Methods	Discussion
Response	Unable/Doesn't Understand
Comment	DISCUSSED DISEASE PROCESS WITH PATIENT . NEEDS RE ENFORCEMENT.
Discharge Planning	
Recipient	Patient
Methods	Discussion
Response	Unable/Doesn't Understand
IV Site/Wound Care	

Lyons Kathleen A

Facility: Queen of the Valley Hospital
 61 F 07/13/1961
Location: Q 1 Intensive Care Unit
Med Rec Num: MR01483046

Room-Bed: QI007-A
Visit: QH0054940416

Interventions - Continued

Recipient	Patient
Methods	Discussion
Response	Unable/Doesn't Understand
Comment	ASSESS IV SITE. MONITOR FOR S/S OF REDNESS AND SWELLING.
Equipment Use	
Recipient	Patient
Methods	Discussion
Response	Unable/Doesn't Understand
Comment	CALL LIGHT WITHIN REACH.
Hospital Environment	
Recipient	Patient
Methods	Discussion
Response	Unable/Doesn't Understand
Comment	ICU ROUNDS AND ROUTINES.
Plan of Care	
Recipient	Patient
Methods	Discussion
Response	Unable/Doesn't Understand
Comment	EVD CARE Q1H/ACCU CHECKS Q2HOUR
Diet	
Recipient	Patient
Methods	Discussion
Response	Unable/Doesn't Understand
Comment	TUBE FEEDINGS
Medications	
Recipient	Patient
Methods	Discussion
Response	Unable/Doesn't Understand
Comment	per emar, prn, side effects of medication
Document	10/29/22 20:00 XD (Rec: 10/29/22 21:45 XD Desktop)
Teaching Record: General	
Isolation	No
Teaching Recipient	Patient
Teaching Methods	Discussion

Lyons, Kathleen A

Facility: Queen of the Valley Hospital
 61 F 07/13/1961
Location: Q 1 Intensive Care Unit
Med Rec Num: MR01483046

Room-Bed: QI007-A
Visit: QH0054940416

Interventions - Continued

Response to Teaching	Patient Actively Involved
Teaching Comment	STANDARD
Topic	
Pain Management Techniques	
Recipient	Patient
Methods	Discussion
Response	Patient Actively Involved
Comment	ASSESS FOR S/S OF PAIN
Disease Process	
Recipient	Patient
Methods	Discussion
Response	Unable/Doesn't Understand
Comment	DISCUSSED DISEASE PROCESS WITH PATIENT . NEEDS RE ENFORCEMENT.
Discharge Planning	
Recipient	Patient
Methods	Discussion
Response	Unable/Doesn't Understand
IV Site/Wound Care	
Recipient	Patient
Methods	Discussion
Response	Unable/Doesn't Understand
Comment	ASSESS IV SITE. MONITOR FOR S/S OF REDNESS AND SWELLING.
Equipment Use	
Recipient	Patient
Methods	Discussion
Response	Unable/Doesn't Understand
Comment	CALL LIGHT WITHIN REACH.
Hospital Environment	
Recipient	Patient
Methods	Discussion
Response	Unable/Doesn't Understand
Comment	ICU ROUNDS AND ROUTINES.
Plan of Care	
Recipient	Patient
Methods	Discussion

Iyons, Kathleen A

Facility: Queen of the Valley Hospital **Location:** Q 1 Intensive Care Unit
 61 F 07/13/1961 **Med Rec Num:** MR01483046

Room-Bed: QI007-A
Visit: QH0054940416

Interventions - Continued

Response	Unable/Doesn't Understand
Comment	EVD CARE Q1H/ACCU CHECKS Q2HOUR
Diet	
Recipient	Patient
Methods	Discussion
Response	Unable/Doesn't Understand
Comment	TUBE FEEDINGS
Medications	
Recipient	Patient
Methods	Discussion
Response	Unable/Doesn't Understand
Comment	per emar, prn, side effects of medication
Document	
Teaching Record:	10/30/22 08:00 LH (Rec: 10/30/22 09:58 LH Laptop)
General	
Isolation	No
Isolation	Patient
Teaching Recipient	Discussion
Teaching Methods	Patient Actively Involved
Response to Teaching	STANDARD
Teaching Comment	
Topic	
Pain Management Techniques	Patient
Recipient	Discussion
Methods	Patient Actively Involved
Response	ASSESS FOR S/S OF PAIN
Comment	
Disease Process	Patient
Recipient	Discussion
Methods	Unable/Doesn't Understand
Response	DISCUSSED DISEASE PROCESS WITH PATIENT
Comment	. NEEDS RE ENFORCEMENT.
Discharge Planning	Patient
Recipient	Discussion
Methods	Unable/Doesn't Understand
Response	

Lyons, Kathleen A

Facility: Queen of the Valley Hospital **Location:** Q 1 Intensive Care Unit
 61 F 07/13/1961 **Med Rec Num:** MR01483046

Room-Bed: QI007-A
Visit: QH0054940416

Interventions - Continued

IV Site/Wound Care	Patient
Recipient	Discussion
Methods	Unable/Doesn't Understand
Response	ASSESS IV SITE. MONITOR FOR S/S OF
Comment	REDNESS AND SWELLING.
Equipment Use	Patient
Recipient	Discussion
Methods	Unable/Doesn't Understand
Response	CALL LIGHT WITHIN REACH.
Comment	Patient
Hospital Environment	Discussion
Recipient	Unable/Doesn't Understand
Methods	ICU ROUNDS AND ROUTINES.
Response	Patient
Comment	Discussion
Plan of Care	Unable/Doesn't Understand
Recipient	EVD CARE Q1H/ACCU CHECKS Q4HOUR
Methods	Patient
Response	Discussion
Comment	Unable/Doesn't Understand
Diet	TUBE FEEDINGS
Recipient	Patient
Methods	Discussion
Response	Unable/Doesn't Understand
Comment	per emar, prn, side effects of
Medications	medication
Recipient	Patient
Methods	Discussion
Response	Unable/Doesn't Understand
Comment	per emar, prn, side effects of
Document	10/30/22 20:00 XD (Rec: 10/30/22 20:32 XD Desktop)
Teaching Record: General	
Isolation	No
Isolation	Patient
Teaching Recipient	

Iyons, Kathleen A

Facility: Queen of the Valley Hospital
 61 F 07/13/1961
Med Rec Num: MR01483046

Room-Bed: QI007-A
Visit: QH0054940416

Interventions - Continued

Teaching Methods	Discussion
Response to Teaching	Patient Actively Involved
Teaching Comment	STANDARD
Topic	
Pain Management Techniques	
Recipient	Patient
Methods	Discussion
Response	Patient Actively Involved
Comment	ASSESS FOR S/S OF PAIN
Disease Process	
Recipient	Patient
Methods	Discussion
Response	Unable/Doesn't Understand
Comment	DISCUSSED DISEASE PROCESS WITH PATIENT . NEEDS RE ENFORCEMENT.
Discharge Planning	
Recipient	Patient
Methods	Discussion
Response	Unable/Doesn't Understand
IV Site/Wound Care	
Recipient	Patient
Methods	Discussion
Response	Unable/Doesn't Understand
Comment	ASSESS IV SITE. MONITOR FOR S/S OF REDNESS AND SWELLING.
Equipment Use	
Recipient	Patient
Methods	Discussion
Response	Unable/Doesn't Understand
Comment	CALL LIGHT WITHIN REACH.
Hospital Environment	
Recipient	Patient
Methods	Discussion
Response	Unable/Doesn't Understand
Comment	ICU ROUNDS AND ROUTINES.
Plan of Care	
Recipient	Patient

Lyons, Kathleen A

Facility: Queen of the Valley Hospital **Location:** Q 1 Intensive Care Unit
 61 F 07/13/1961 **Med Rec Num:** MR01483046

Room-Bed: QI007-A
Visit: QH0054940416

Interventions - Continued

Methods	Discussion
Response	Unable/Doesn't Understand
Comment	EVD CARE Q1H/ACCU CHECKS Q4HOUR
Diet	Patient
Recipient	Discussion
Methods	Unable/Doesn't Understand
Response	TUBE FEEDINGS
Comment	Patient
Medications	Discussion
Recipient	Unable/Doesn't Understand
Methods	per emar, prn, side effects of
Response	medication
Comment	
Document	10/31/22 08:00 CO (Rec: 10/31/22 08:19 CO Desktop)
Teaching Record: General	
Isolation	No
Isolation	Patient
Teaching Recipient	Discussion
Teaching Methods	Patient Actively Involved
Response to Teaching	STANDARD
Teaching Comment	
Topic	
Pain Management Techniques	Patient
Recipient	Discussion
Methods	Patient Actively Involved
Response	ASSESS FOR S/S OF PAIN
Comment	Patient
Disease Process	Discussion
Recipient	Unable/Doesn't Understand
Methods	DISCUSSED DISEASE PROCESS WITH PATIENT
Response	. NEEDS RE ENFORCEMENT.
Comment	Patient
Discharge Planning	Patient
Recipient	Discussion
Methods	

Lyons, Kathleen A

Facility: Queen of the Valley Hospital **Location:** Q 1 Intensive Care Unit
 61 F 07/13/1961 **Med Rec Num:** MR01483046

Room-Bed: QI007-A
Visit: QH0054940416

Interventions - Continued

Response	Unable/Doesn't understand
IV Site/Wound Care	
Recipient	Patient
Methods	Discussion
Response	Unable/Doesn't understand
Comment	ASSESS IV SITE. MONITOR FOR S/S OF REDNESS AND SWELLING.
Equipment Use	
Recipient	Patient
Methods	Discussion
Response	Unable/Doesn't understand
Comment	CALL LIGHT WITHIN REACH.
Hospital Environment	
Recipient	Patient
Methods	Discussion
Response	Unable/Doesn't understand
Comment	ICU ROUNDS AND ROUTINES.
Plan of Care	
Recipient	Patient
Methods	Discussion
Response	Unable/Doesn't understand
Comment	EVD CARE Q1H/ACCU CHECKS Q4HOUR
Diet	
Recipient	Patient
Methods	Discussion
Response	Unable/Doesn't understand
Comment	TUBE FEEDINGS
Medications	
Recipient	Patient
Methods	Discussion
Response	Unable/Doesn't understand
Comment	per emar, prn, side effects of medication
Document	10/31/22 20:00 ST (Rec: 10/31/22 21:43 ST Desktop)
Teaching Record:	General
Isolation	No

Iyons, Kathleen A

Facility: Queen of the Valley Hospital
 61 F 07/13/1961

Location: Q 1 Intensive Care Unit
Med Rec Num: MR01483046

Room-Bed: QI007-A
Visit: QH0054940416

Interventions - Continued

Teaching Recipient	Patient
Teaching Methods	Discussion
Response to Teaching	Unable/Doesn't Understand
Topic	
Pain Management Techniques	
Recipient	Patient
Methods	Discussion
Response	Patient Unable/Doesn't Understand
Disease Process	
Recipient	Patient
Methods	Discussion
Response	Patient Unable/Doesn't Understand
Discharge Planning	
Recipient	Patient
Methods	Discussion
Response	Patient Unable/Doesn't Understand
IV Site/Wound Care	
Recipient	Patient
Methods	Discussion
Response	Patient Unable/Doesn't Understand
Equipment Use	
Recipient	Patient
Methods	Discussion
Response	Patient Unable/Doesn't Understand
Hospital Environment	
Recipient	Patient
Methods	Discussion
Response	Patient Unable/Doesn't Understand
Plan of Care	
Recipient	Patient
Methods	Discussion
Response	Patient Unable/Doesn't Understand
Diet	
Recipient	Patient
Methods	Discussion
Response	Patient Unable/Doesn't Understand
Medications	

Lyons, Kathleen A

Facility: Queen of the Valley Hospital **Location:** Q 1 Intensive Care Unit
 61 F 07/13/1961 **Med Rec Num:** MR01483046

Room-Bed: QI007-A
Visit: QH0054940416

Interventions - Continued

Recipient	Patient
Methods	Discussion
Response	Patient Unable/Doesn't Understand
Document 11/01/22 08:00 RD (Rec: 11/01/22 08:56 RD Desktop)	
Teaching Record: General	
Isolation	No
Teaching Recipient	Patient
Teaching Methods	Discussion
Response to Teaching	Unable/Doesn't Understand
Teaching Comment	STANDARD
Topic	
Pain Management Techniques	
Recipient	Patient
Methods	Discussion
Response	Patient Unable/Doesn't Understand
Disease Process	
Recipient	Patient
Methods	Discussion
Response	Patient Unable/Doesn't Understand
Discharge Planning	
Recipient	Patient
Methods	Discussion
Response	Patient Unable/Doesn't Understand
IV Site/Wound Care	
Recipient	Patient
Methods	Discussion
Response	Patient Unable/Doesn't Understand
Equipment Use	
Recipient	Patient
Methods	Discussion
Response	Patient Unable/Doesn't Understand
Hospital Environment	
Recipient	Patient
Methods	Discussion
Response	Patient Unable/Doesn't Understand
Plan of Care	

Lyons, Kathleen A

Facility: Queen of the Valley Hospital **Location:** Q 1 Intensive Care Unit
 61 F 07/13/1961 **Med Rec Num:** MR01483046

Room-Bed: QI007-A
Visit: QH0054940416

Interventions - Continued

Recipient	Patient
Methods	Discussion
Response	Patient Unable/Doesn't Understand
Diet	Patient
Recipient	Discussion
Methods	Patient Unable/Doesn't Understand
Response	Patient
Medications	Discussion
Recipient	Patient Unable/Doesn't Understand
Methods	No
Response	Patient
Document 11/01/22 20:00 ST (Rec: 11/01/22 22:56 ST Desktop)	Discussion
Teaching Record: General	Patient Unable/Doesn't Understand
Isolation	Patient
Isolation	Discussion
Teaching Recipient	Patient Unable/Doesn't Understand
Teaching Methods	Patient
Response to Teaching	Discussion
Topic	Patient Unable/Doesn't Understand
Pain Management Techniques	Patient
Recipient	Discussion
Methods	Patient Unable/Doesn't Understand
Response	Patient
Disease Process	Discussion
Recipient	Patient Unable/Doesn't Understand
Methods	Patient
Response	Discussion
Discharge Planning	Patient Unable/Doesn't Understand
Recipient	Patient
Methods	Discussion
IV Site/Wound Care	Patient Unable/Doesn't Understand
Recipient	Patient
Methods	Discussion
Response	Patient Unable/Doesn't Understand
Equipment Use	Patient
Recipient	Patient

Lyons, Kathleen A

Facility: Queen of the Valley Hospital **Location:** Q 1 Intensive Care Unit
 61 F 07/13/1961 **Med Rec Num:** MR01483046

Room-Bed: QI007-A
Visit: QH0054940416

Interventions - Continued

Methods	Response	Discussion
Hospital Environment	Recipient	Patient Unable/Doesn't Understand
Methods	Response	Patient
Plan of Care	Recipient	Discussion
Methods	Response	Patient Unable/Doesn't Understand
Diet	Recipient	Patient
Methods	Response	Discussion
Medications	Recipient	Patient Unable/Doesn't Understand
Methods	Response	Patient
Document	11/02/22 08:00 EC (Rec: 11/02/22 10:06 EC Desktop)	Discussion
Teaching Record: General	Isolation	Patient Unable/Doesn't Understand
Isolation	Teaching Recipient	No
Teaching Methods	Response to Teaching	Patient
Teaching Comment	Teaching Comment	Discussion
Topic	Pain Management Techniques	Unable/Doesn't Understand
Recipient	Methods	STANDARD
Response	Comment	Patient
Comment	Disease Process	Discussion
Methods	Recipient	Patient Unable/Doesn't Understand
Response	Methods	Will monitor for non verbal s/s of pain.
	Response	Patient
		Discussion
		Patient Unable/Doesn't Understand

Lyons, Kathleen A

Facility: Queen of the Valley Hospital **Location:** Q 1 Intensive Care Unit
 61 F 07/13/1961 **Med Rec Num:** MR01483046

Room-Bed: QI007-A
Visit: QH0054940416

Interventions - Continued

Comment	Family aware of EVD monitoring.
Discharge Planning	Patient
Recipient	Discussion
Methods	Patient Unable/Doesn't Understand
Response	Patient
IV Site/Wound Care	Discussion
Recipient	Patient Unable/Doesn't Understand
Methods	Patient
Response	Discussion
Comment	Patient Unable/Doesn't Understand CLABSI protocol . ASSESS IV SITE. MONITOR FOR S/S OF REDNESS AND SWELLING.
Equipment Use	Patient
Recipient	Discussion
Methods	Patient Unable/Doesn't Understand
Response	Patient
Hospital Environment	Discussion
Recipient	Patient Unable/Doesn't Understand
Methods	Patient
Response	Discussion
Plan of Care	Patient Unable/Doesn't Understand
Recipient	Patient
Methods	Discussion
Response	Patient Unable/Doesn't Understand
Diet	Patient
Recipient	Discussion
Methods	Patient Unable/Doesn't Understand
Response	Patient
Medications	Discussion
Recipient	Patient Unable/Doesn't Understand
Methods	Patient
Response	Discussion
Document	11/02/22 20:00 HL (Rec: 11/02/22 20:36 HL Other)
Teaching Record: General	Isolation
Isolation	No
Teaching Recipient	Patient

Lyons, Kathleen A

Facility: Queen of the Valley Hospital
 61 F 07/13/1961
Location: Q 1 Intensive Care Unit
Med Rec Num: MR01483046

Room-Bed: QI007-A
Visit: QH0054940416

Interventions - Continued

Teaching Methods	Discussion
Response to Teaching	Unable/Doesn't Understand
Teaching Comment	STANDARD
Topic	
Pain Management Techniques	
Recipient	Patient
Methods	Discussion
Response	Patient Unable/Doesn't Understand
Comment	Will monitor for non verbal s/s of pain.
Disease Process	
Recipient	Patient
Methods	Discussion
Response	Patient Unable/Doesn't Understand
Comment	Family aware of EVD monitoring.
Discharge Planning	
Recipient	Patient
Methods	Discussion
Response	Patient Unable/Doesn't Understand
IV Site/Wound Care	
Recipient	Patient
Methods	Discussion
Response	Patient Unable/Doesn't Understand
Comment	CLABSI protocol. ASSESS IV SITE. MONITOR FOR S/S OF REDNESS AND SWELLING.
Equipment Use	
Recipient	Patient
Methods	Discussion
Response	Patient Unable/Doesn't Understand
Hospital Environment	
Recipient	Patient
Methods	Discussion
Response	Patient Unable/Doesn't Understand
Plan of Care	
Recipient	Patient
Methods	Discussion

Lyons, Kathleen A

Facility: Queen of the Valley Hospital **Location:** Q 1 Intensive Care Unit
 61 F 07/13/1961 **Med Rec Num:** MR01483046

Room-Bed: QI007-A
Visit: QH0054940416

Interventions - Continued

Response	Patient Unable/Doesn't Understand
Diet	
Recipient	Patient
Methods	Discussion
Response	Patient Unable/Doesn't Understand
Medications	
Recipient	Patient
Methods	Discussion
Response	Patient Unable/Doesn't Understand
Document 11/03/22 08:00 CO (Rec: 11/03/22 08:21 CO Desktop)	
Teaching Record: General	
Isolation	No
Isolation	Patient
Teaching Recipient	Discussion
Teaching Methods	Unable/Doesn't Understand
Response to Teaching	STANDARD
Teaching Comment	
Topic	
Pain Management Techniques	Patient
Recipient	Discussion
Methods	Patient Unable/Doesn't Understand
Response	Will monitor for non verbal s/s of pain.
Comment	
Disease Process	Patient
Recipient	Discussion
Methods	Patient Unable/Doesn't Understand
Response	Family aware of EVD monitoring.
Comment	
Discharge Planning	Patient
Recipient	Discussion
Methods	Patient Unable/Doesn't Understand
Response	
IV Site/Wound Care	Patient
Recipient	Discussion
Methods	Patient Unable/Doesn't Understand
Response	

Lyons, Kathleen A

Facility: Queen of the Valley Hospital **Location:** Q 1 Intensive Care Unit
 61 F 07/13/1961 **Med Rec Num:** MR01483046

Room-Bed: QI007-A
Visit: QH0054940416

Interventions - Continued

Comment	CIABSI protocol . ASSESS IV SITE. MONITOR FOR S/S OF REDNESS AND SWELLING.
Equipment Use	
Recipient	Patient
Methods	Discussion
Response	Patient Unable/Doesn't Understand
Hospital Environment	
Recipient	Patient
Methods	Discussion
Response	Patient Unable/Doesn't Understand
Plan of Care	
Recipient	Patient
Methods	Discussion
Response	Patient Unable/Doesn't Understand
Diet	
Recipient	Patient
Methods	Discussion
Response	Patient Unable/Doesn't Understand
Medications	
Recipient	Patient
Methods	Discussion
Response	Patient Unable/Doesn't Understand
Document	11/03/22 20:00 HL (Rec: 11/03/22 20:28 HL Desktop)
Teaching Record: General	
Isolation	
Isolation	No
Teaching Recipient	Patient
Teaching Methods	Discussion
Response to Teaching	Unable/Doesn't Understand
Teaching Comment	STANDARD
Topic	
Pain Management Techniques	
Recipient	Patient
Methods	Discussion
Response	Patient Unable/Doesn't Understand
Comment	Will monitor for non verbal s/s of

Lyons, Kathleen A

Facility: Queen of the Valley Hospital
 61 F 07/13/1961

Location: Q 1 Intensive Care Unit
Med Rec Num: MR01483046

Room-Bed: QI007-A
Visit: QH0054940416

Interventions - Continued

Disease Process			
Recipient			
Methods			
Response			
Comment			
Discharge Planning			
Recipient			
Methods			
Response			
IV Site/Wound Care			
Recipient			
Methods			
Response			
Comment			
Equipment Use			
Recipient			
Methods			
Response			
Hospital Environment			
Recipient			
Methods			
Response			
Plan of Care			
Recipient			
Methods			
Response			
Diet			
Recipient			
Methods			
Response			
Medications			
Recipient			
Methods			
Response			

pain.

Patient

Discussion

Patient Unable/Doesn't Understand
 Family aware of EVD monitoring.

Patient

Discussion

Patient Unable/Doesn't Understand

Patient

Discussion

Patient Unable/Doesn't Understand
 CLABSI protocol. ASSESS IV SITE.
 MONITOR FOR S/S OF REDNESS AND
 SWELLING.

Patient

Discussion

Patient Unable/Doesn't Understand

Patient

Discussion

Patient Unable/Doesn't Understand

Patient

Discussion

Patient Unable/Doesn't Understand

Patient

Discussion

Patient Unable/Doesn't Understand

Patient

Discussion

Patient Unable/Doesn't Understand

Iyons, Kathleen A

Facility: Queen of the Valley Hospital **Location:** Q 1 Intensive Care Unit
 61 F 07/13/1961 **Med Rec Num:** MR01483046

Room-Bed: QI007-A
Visit: QH0054940416

Interventions - Continued

Document 11/04/22 08:00 CO (Rec: 11/04/22 08:28 CO Desktop)
 Teaching Record: General

Isolation

Isolation

Teaching Recipient

Teaching Methods

Response to Teaching

Teaching Comment

Topic

Pain Management Techniques

Recipient

Methods

Response

Comment

No
 Patient
 Discussion
 Unable/Doesn't Understand
 STANDARD
 Patient
 Discussion
 Patient Unable/Doesn't Understand
 Will monitor for non verbal s/s of
 pain.

Disease Process

Recipient

Methods

Response

Comment

Discharge Planning

Recipient

Methods

Response

IV Site/Wound Care

Recipient

Methods

Response

Comment

Patient
 Discussion
 Patient Unable/Doesn't Understand
 Patient
 Discussion
 Patient Unable/Doesn't Understand
 CIABSI protocol. ASSESS IV SITE.
 MONITOR FOR S/S OF REDNESS AND
 SWELLING.
 Patient
 Discussion
 Patient Unable/Doesn't Understand

Equipment Use

Recipient

Methods

Response

Hospital Environment

Recipient

Patient

Lyons, Kathleen A

Facility: Queen of the Valley Hospital **Location:** Q 1 Intensive Care Unit
 61 F 07/13/1961 **Med Rec Num:** MR01483046

Room-Bed: QI007-A
Visit: QH0054940416

Interventions - Continued

Methods	Response	Discussion
Plan of Care	Recipient	Patient Unable/Doesn't Understand
Methods	Response	Patient
Diet	Recipient	Discussion
Methods	Response	Patient Unable/Doesn't Understand
Medications	Recipient	Patient
Methods	Response	Discussion
Document	11/04/22 20:00 KC (Rec: 11/04/22 21:18 KC Desktop)	Patient Unable/Doesn't Understand
Teaching Record: General	Isolation	No
Teaching Methods	Teaching Recipient	Patient
Response to Teaching	Teaching Comment	Discussion
Topic	Pain Management Techniques	Unable/Doesn't Understand
Methods	Response	STANDARD
Comment	Disease Process	Patient
	Recipient	Discussion
	Methods	Patient Unable/Doesn't Understand
	Response	Will monitor for non verbal s/s of pain.
	Comment	Patient
	Discharge Planning	Discussion
	Recipient	Patient Unable/Doesn't Understand
	Methods	Famly aware of EVD monitoring.
	Response	Patient
	Comment	Discussion
	Discharge Planning	Patient
	Recipient	Discussion
	Methods	Patient
	Response	Discussion
	Comment	Patient Unable/Doesn't Understand
	Discharge Planning	Famly aware of EVD monitoring.
	Recipient	Patient
	Methods	Discussion

Lyons, Kathleen A

Facility: Queen of the Valley Hospital **Location:** Q 1 Intensive Care Unit
 61 F 07/13/1961 **Med Rec Num:** MR01483046

Room-Bed: QI007-A
Visit: QH0054940416

Interventions - Continued

Response	Patient Unable/Doesn't Understand
IV Site/Wound Care	Patient
Recipient	Discussion
Methods	Patient Unable/Doesn't Understand
Response	Patient
Comment	Discussion Patient Unable/Doesn't Understand CIABSI protocol. ASSESS IV SITE. MONITOR FOR S/S OF REDNESS AND SWELLING.
Equipment Use	Patient
Recipient	Discussion
Methods	Patient Unable/Doesn't Understand
Response	Patient
Hospital Environment	Discussion
Recipient	Patient Unable/Doesn't Understand
Methods	Patient
Response	Discussion
Plan of Care	Patient Unable/Doesn't Understand
Recipient	Patient
Methods	Discussion
Response	Patient Unable/Doesn't Understand
Diet	Patient
Recipient	Discussion
Methods	Patient Unable/Doesn't Understand
Response	Patient
Medications	Discussion
Recipient	Patient Unable/Doesn't Understand
Methods	Patient
Response	Discussion
Document 11/05/22 08:00 JM (Rec: 11/05/22 10:59 JM Desktop)	Patient Unable/Doesn't Understand
Teaching Record: General	No
Isolation	Patient
Teaching Recipient	Discussion
Teaching Methods	Patient Needs Reinforcement, Patient
Response to Teaching	Unable/Doesn't Understand
Teaching Comment	STANDARD

Lyons, Kathleen A

Facility: Queen of the Valley Hospital
 61 F 07/13/1961
Interventions - Continued

Location: Q 1 Intensive Care Unit
Med Rec Num: MR01483046

Room-Bed: QI007-A
Visit: QH0054940416

Topic	
Pain Management Techniques	
Recipient	Patient
Methods	Discussion
Response	Patient Needs Reinforcement, Patient Unable/Doesn't Understand
Comment	Will monitor for non verbal s/s of pain.
Disease Process	
Recipient	Patient
Methods	Discussion
Response	Patient Needs Reinforcement, Patient Unable/Doesn't Understand
Comment	Family aware of EVD monitoring.
Discharge Planning	
Recipient	Patient
Methods	Discussion
Response	Patient Needs Reinforcement, Patient Unable/Doesn't Understand
Comment	
IV Site/Wound Care	
Recipient	Patient
Methods	Discussion
Response	Patient Needs Reinforcement, Patient Unable/Doesn't Understand
Comment	CLABSI protocol. ASSESS IV SITE. MONITOR FOR S/S OF REDNESS AND SWELLING.
Equipment Use	
Recipient	Patient
Methods	Discussion
Response	Patient Needs Reinforcement, Patient Unable/Doesn't Understand
Hospital Environment	
Recipient	Patient
Methods	Discussion
Response	Patient Needs Reinforcement, Patient Unable/Doesn't Understand

Lyons, Kathleen A

Facility: Queen of the Valley Hospital **Location:** Q 1 Intensive Care Unit
 61 F 07/13/1961 **Med Rec Num:** MR01483046

Room-Bed: QI007-A
Visit: QH0054940416

Interventions - Continued

Plan of Care					Patient
Recipient					Discussion
Methods					Patient Needs Reinforcement, Patient
Response					Unable/Doesn't Understand
Diet					
Recipient					Patient
Methods					Discussion
Response					Patient Needs Reinforcement, Patient
					Unable/Doesn't Understand
Medications					
Recipient					Patient
Methods					Discussion
Response					Patient Needs Reinforcement, Patient
					Unable/Doesn't Understand
Document	11/05/22 20:00	KC	(Rec: 11/05/22 21:15	KC	Desktop)
Teaching Record:	General				
Isolation					No
Isolation					Patient
Teaching Recipient					Discussion
Teaching Methods					Patient Needs Reinforcement, Patient
Response to Teaching					Unable/Doesn't Understand
					STANDARD
Teaching Comment					
Topic					
Pain Management Techniques					Patient
Recipient					Discussion
Methods					Patient Needs Reinforcement, Patient
Response					Unable/Doesn't Understand
					Will monitor for non verbal s/s of
Comment					pain.
Disease Process					Patient
Recipient					Discussion
Methods					Patient Needs Reinforcement, Patient
Response					Unable/Doesn't Understand

Lyons, Kathleen A

Facility: Queen of the Valley Hospital
 61 F 07/13/1961

Location: Q 1 Intensive Care Unit
Med Rec Num: MR01483046

Room-Bed: QI007-A
Visit: QH0054940416

Interventions - Continued

Comment	Family aware of EVD monitoring.
Discharge Planning	Patient
Recipient Methods	Discussion
Response	Patient Needs Reinforcement, Patient Unable/Doesn't Understand
IV Site/Wound Care	Patient
Recipient Methods	Discussion
Response	Patient Needs Reinforcement, Patient Unable/Doesn't Understand
Comment	Discussion
Equipment Use	Patient
Recipient Methods	Discussion
Response	Patient Needs Reinforcement, Patient Unable/Doesn't Understand
Hospital Environment	Patient
Recipient Methods	Discussion
Response	Patient Needs Reinforcement, Patient Unable/Doesn't Understand
Plan of Care	Patient
Recipient Methods	Discussion
Response	Patient Needs Reinforcement, Patient Unable/Doesn't Understand
Diet	Patient
Recipient Methods	Discussion
Response	Patient Needs Reinforcement, Patient Unable/Doesn't Understand
Medications	Patient
Recipient Methods	Discussion

Iyons, Kathleen A

Facility: Queen of the Valley Hospital **Location:** Q 1 Intensive Care Unit
 61 F 07/13/1961 **Med Rec Num:** MR01483046

Room-Bed: QI007-A
Visit: QH0054940416

Interventions - Continued

Response		Patient Needs Reinforcement, Patient Unable/Doesn't Understand
Document	11/06/22 08:00 JM (Rec: 11/06/22 11:01 JM Desktop)	
Teaching Record:	General	
Isolation		No
Isolation		Patient
Teaching Recipient		Discussion
Teaching Methods		Patient Needs Reinforcement, Patient Unable/Doesn't Understand
Response to Teaching		STANDARD
Teaching Comment		
Topic		
Pain Management Techniques		Patient
Recipient		Discussion
Methods		Patient Needs Reinforcement, Patient Unable/Doesn't Understand
Response		Will monitor for non verbal s/s of pain.
Comment		
Disease Process		Patient
Recipient		Discussion
Methods		Patient Needs Reinforcement, Patient Unable/Doesn't Understand
Response		Family aware of EVD monitoring.
Comment		
Discharge Planning		Patient
Recipient		Discussion
Methods		Patient Needs Reinforcement, Patient Unable/Doesn't Understand
Response		
IV Site/Wound Care		Patient
Recipient		Discussion
Methods		Patient Needs Reinforcement, Patient Unable/Doesn't Understand
Response		CLABSI protocol. ASSESS IV SITE. MONITOR FOR S/S OF REDNESS AND
Comment		

Lyons, Kathleen A

Facility: Queen of the Valley Hospital **Location:** Q 1 Intensive Care Unit
 61 F 07/13/1961 **Med Rec Num:** MR01483046

Room-Bed: QI007-A
Visit: QH0054940416

Interventions - Continued

Equipment Use	SWELLING.
Recipient	Patient
Methods	Discussion
Response	Patient Needs Reinforcement, Patient Unable/Doesn't Understand
Hospital Environment	
Recipient	Patient
Methods	Discussion
Response	Patient Needs Reinforcement, Patient Unable/Doesn't Understand
Plan of Care	
Recipient	Patient
Methods	Discussion
Response	Patient Needs Reinforcement, Patient Unable/Doesn't Understand
Diet	
Recipient	Patient
Methods	Discussion
Response	Patient Needs Reinforcement, Patient Unable/Doesn't Understand
Medications	
Recipient	Patient
Methods	Discussion
Response	Patient Needs Reinforcement, Patient Unable/Doesn't Understand
Document	
11/06/22 20:00 KC (Rec: 11/06/22 21:18 KC Desktop)	
Teaching Record: General	No
Isolation	Patient
Isolation	Discussion
Teaching Recipient	Patient Needs Reinforcement, Patient Unable/Doesn't Understand
Teaching Methods	STANDARD
Response to Teaching	
Teaching Comment	
Topic	
Pain Management Techniques	

Lyons, Kathleen A

Facility: Queen of the Valley Hospital
 61 F 07/13/1961

Location: Q 1 Intensive Care Unit
Med Rec Num: MR01483046

Room-Bed: QI007-A
Visit: QH0054940416

Interventions - Continued

Recipient	Patient
Methods	Discussion
Response	Patient Needs Reinforcement, Patient Unable/Doesn't Understand
Comment	Will monitor for non verbal s/s of pain.
Disease Process	Patient
Recipient	Discussion
Methods	Patient Needs Reinforcement, Patient Unable/Doesn't Understand
Response	Family aware of EVD monitoring.
Comment	Patient
Discharge Planning	Discussion
Recipient	Patient Needs Reinforcement, Patient Unable/Doesn't Understand
Methods	Patient
Response	Discussion
IV Site/Wound Care	Patient Needs Reinforcement, Patient Unable/Doesn't Understand
Recipient	Patient
Methods	Discussion
Response	Patient Needs Reinforcement, Patient Unable/Doesn't Understand
Comment	Patient
Equipment Use	Discussion
Recipient	Patient Needs Reinforcement, Patient Unable/Doesn't Understand
Methods	Patient
Response	Discussion
Hospital Environment	Patient Needs Reinforcement, Patient Unable/Doesn't Understand
Recipient	Patient
Methods	Discussion
Response	Patient Needs Reinforcement, Patient Unable/Doesn't Understand
Plan of Care	Patient
Recipient	Patient

Iyons, Kathleen A

Facility: Queen of the Valley Hospital **Location:** Q 1 Intensive Care Unit
 61 F 07/13/1961 **Med Rec Num:** MR01483046

Room-Bed: QI007-A
Visit: QH0054940416

Interventions - Continued

Methods	Response	Discussion
		Patient Needs Reinforcement, Patient Unable/Doesn't Understand
Diet	Recipient	Patient
Methods	Response	Discussion
		Patient Needs Reinforcement, Patient Unable/Doesn't Understand
Medications	Recipient	Patient
Methods	Response	Discussion
		Patient Needs Reinforcement, Patient Unable/Doesn't Understand
Document	11/07/22 08:00 RD (Rec: 11/07/22 09:25 RD Desktop)	
Teaching Record:	General	
Isolation	Isolation	No
Teaching Recipient	Teaching Recipient	Patient
Teaching Methods	Teaching Methods	Discussion
Response to Teaching	Response to Teaching	Patient Needs Reinforcement, Patient Unable/Doesn't Understand
Teaching Comment	Teaching Comment	STANDARD
Topic	Pain Management Techniques	Patient
Recipient	Recipient	Discussion
Methods	Methods	Patient Needs Reinforcement, Patient Unable/Doesn't Understand
Response	Response	Will monitor for non verbal s/s of pain.
Comment	Comment	
Disease Process	Disease Process	Patient
Recipient	Recipient	Discussion
Methods	Methods	Patient Needs Reinforcement, Patient Unable/Doesn't Understand
Response	Response	Family aware of EVD monitoring.
Comment	Comment	
Discharge Planning	Discharge Planning	

Lyons, Kathleen A

Facility: Queen of the Valley Hospital
 61 F 07/13/1961

Location: Q 1 Intensive Care Unit
Med Rec Num: MR01483046

Room-Bed: QI007-A
Visit: QH0054940416

Interventions - Continued

Recipient Methods Response	Patient Discussion Unable/Doesn't Understand
IV Site/Wound Care Recipient Methods Response	Patient Discussion Patient Needs Reinforcement, Patient Unable/Doesn't Understand
Comment	MONITOR FOR S/S OF REDNESS AND SWELLING.
Equipment Use Recipient Methods Response	Patient Discussion Patient Needs Reinforcement, Patient Unable/Doesn't Understand
Hospital Environment Recipient Methods Response	Patient Discussion Patient Needs Reinforcement, Patient Unable/Doesn't Understand
Plan of Care Recipient Methods Response	Patient Discussion Patient Needs Reinforcement, Patient Unable/Doesn't Understand
Diet Recipient Methods Response	Patient Discussion Patient Needs Reinforcement, Patient Unable/Doesn't Understand
Medications Recipient Methods Response	Patient Discussion Patient Needs Reinforcement, Patient Unable/Doesn't Understand

Lyons, Kathleen A

Facility: Queen of the Valley Hospital **Location:** Q 1 Intensive Care Unit
 61 F 07/13/1961 **Med Rec Num:** MR01483046

Room-Bed: QI007-A
Visit: QH0054940416

Interventions - Continued

Document 11/07/22 20:00 CMS (Rec: 11/07/22 20:03 CMS Desktop)

Teaching Record: General

Isolation

Isolation

Teaching Recipient

Teaching Methods

Response to Teaching

Teaching Comment

Topic

Pain Management Techniques

Recipient

Methods

Response

Comment

Disease Process

Recipient

Methods

Response

Comment

Discharge Planning

Recipient

Methods

Response

IV Site/Wound Care

Recipient

Methods

Response

Comment

Equipment Use

No
 Patient
 Discussion
 Patient Needs Reinforcement, Patient
 Unable/Doesn't Understand
 STANDARDS

Patient
 Discussion
 Patient Needs Reinforcement, Patient
 Unable/Doesn't Understand
 Will monitor for non verbal s/s of
 pain.

Patient
 Discussion
 Patient Needs Reinforcement, Patient
 Unable/Doesn't Understand
 Familly aware of EVD monitoring.

Patient
 Discussion
 Patient Needs Reinforcement, Patient
 Unable/Doesn't Understand

Patient
 Discussion
 Patient Needs Reinforcement, Patient
 Unable/Doesn't Understand
 CLABSI protocol. ASSESS IV SITE.
 MONITOR FOR S/S OF REDNESS AND
 SWELLING.

Lyons, Kathleen A

Facility: Queen of the Valley Hospital **Location:** Q 1 Intensive Care Unit
 61 F 07/13/1961 **Med Rec Num:** MR01483046

Room-Bed: QI007-A
Visit: QH0054940416

Interventions - Continued

Recipient	Patient
Methods	Discussion
Response	Patient Needs Reinforcement, Patient Unable/Doesn't Understand
Hospital Environment	Patient
Recipient	Discussion
Methods	Patient Needs Reinforcement, Patient Unable/Doesn't Understand
Response	Patient
Plan of Care	Discussion
Recipient	Patient Needs Reinforcement, Patient Unable/Doesn't Understand
Methods	Patient
Response	Discussion
Diet	Patient
Recipient	Discussion
Methods	Patient Needs Reinforcement, Patient Unable/Doesn't Understand
Response	Patient
Medications	Discussion
Recipient	Patient Needs Reinforcement, Patient Unable/Doesn't Understand
Methods	No
Response	Patient
Document	Discussion
11/08/22 08:00 JD (Rec: 11/08/22 08:52 JD Desktop)	Patient Needs Reinforcement, Patient Unable/Doesn't Understand
Teaching Record: General	No
Isolation	Patient
Teaching Recipient	Discussion
Teaching Methods	Patient Needs Reinforcement, Patient Unable/Doesn't Understand
Response to Teaching	STANDARD
Teaching Comment	
Topic	
Pain Management Techniques	Patient
Recipient	Discussion
Methods	

Lyons, Kathleen A

Facility: Queen of the Valley Hospital
 61 F 07/13/1961
Location: Q 1 Intensive Care Unit
Med Rec Num: MR01483046

Room-Bed: QI007-A
Visit: QH0054940416

Interventions - Continued

Response	Patient Needs Reinforcement, Patient Unable/Doesn't Understand
Comment	Will monitor for non verbal s/s of pain.
Disease Process	Patient
Recipient	Discussion
Methods	Patient Needs Reinforcement, Patient Unable/Doesn't Understand
Response	Family aware of EVD monitoring.
Comment	
Discharge Planning	Patient
Recipient	Discussion
Methods	Patient Needs Reinforcement, Patient Unable/Doesn't Understand
Response	
IV Site/Wound Care	Patient
Recipient	Discussion
Methods	Patient Needs Reinforcement, Patient Unable/Doesn't Understand
Response	CLABSI protocol. ASSESS IV SITE. MONITOR FOR S/S OF REDNESS AND SWELLING.
Comment	
Equipment Use	Patient
Recipient	Discussion
Methods	Patient Needs Reinforcement, Patient Unable/Doesn't Understand
Response	
Hospital Environment	Patient
Recipient	Discussion
Methods	Patient Needs Reinforcement, Patient Unable/Doesn't Understand
Response	
Plan of Care	Patient
Recipient	Discussion
Methods	Patient Needs Reinforcement, Patient
Response	

Lyons, Kathleen A

Facility: Queen of the Valley Hospital **Location:** Q 1 Intensive Care Unit
 61 F 07/13/1961 **Med Rec Num:** MR01483046

Room-Bed: QI007-A
Visit: QH0054940416

Interventions - Continued

Diet	Unable/Doesn't Understand
Recipient	Patient
Methods	Discussion
Response	Patient Needs Reinforcement, Patient Unable/Doesn't Understand
Medications	
Recipient	Patient
Methods	Discussion
Response	Patient Needs Reinforcement, Patient Unable/Doesn't Understand
Document 11/08/22 20:00 CMS (Rec: 11/08/22 20:13 CMS Desktop)	
Teaching Record: General	
Isolation	No
Isolation	Patient
Teaching Recipient	Discussion
Teaching Methods	Patient Needs Reinforcement, Patient Unable/Doesn't Understand
Response to Teaching	STANDARD
Teaching Comment	
Topic	
Pain Management Techniques	Patient
Recipient	Discussion
Methods	Patient Needs Reinforcement, Patient Unable/Doesn't Understand
Response	Will monitor for non verbal s/s of pain.
Comment	
Disease Process	Patient
Recipient	Discussion
Methods	Patient Needs Reinforcement, Patient Unable/Doesn't Understand
Response	Family aware of EVD monitoring.
Comment	
Discharge Planning	Patient
Recipient	Discussion
Methods	

Lyons, Kathleen A

Facility: Queen of the Valley Hospital **Location:** Q 1 Intensive Care Unit
61 F 07/13/1961 **Med Rec Num:** MR01483046

Room-Bed: QI007-A
Visit: QH0054940416

Interventions - Continued

Response	Patient Needs Reinforcement, Patient Unable/Doesn't Understand
IV Site/Wound Care	Patient
Recipient	Discussion
Methods	Patient Needs Reinforcement, Patient Unable/Doesn't Understand
Response	CIABSI protocol. ASSESS IV SITE. MONITOR FOR S/S OF REDNESS AND SWELLING.
Comment	
Equipment Use	Patient
Recipient	Discussion
Methods	Patient Needs Reinforcement, Patient Unable/Doesn't Understand
Response	
Hospital Environment	Patient
Recipient	Discussion
Methods	Patient Needs Reinforcement, Patient Unable/Doesn't Understand
Response	
Plan of Care	Patient
Recipient	Discussion
Methods	Patient Needs Reinforcement, Patient Unable/Doesn't Understand
Response	
Diet	Patient
Recipient	Discussion
Methods	Patient Needs Reinforcement, Patient Unable/Doesn't Understand
Response	
Medications	Patient
Recipient	Discussion
Methods	Patient Needs Reinforcement, Patient Unable/Doesn't Understand
Response	
Document	11/09/22 08:00 JD (Rec: 11/09/22 08:16 JD Desktop)
Teaching Record:	General

Lyons, Kathleen A

Facility: Queen of the Valley Hospital
 61 F 07/13/1961
Interventions - Continued

Location: Q 1 Intensive Care Unit
Med Rec Num: MR01483046

Room-Bed: QI007-A
Visit: QH0054940416

Isolation	No
Teaching Recipient	Patient
Teaching Methods	Discussion
Response to Teaching	Patient Needs Reinforcement, Patient Unable/Doesn't Understand
Teaching Comment	Unable/Doesn't Understand STANDARD
Topic	
Pain Management Techniques	
Recipient	Patient
Methods	Discussion
Response	Patient Needs Reinforcement, Patient Unable/Doesn't Understand
Comment	Will monitor for non verbal s/s of pain.
Disease Process	
Recipient	Patient
Methods	Discussion
Response	Patient Needs Reinforcement, Patient Unable/Doesn't Understand
Comment	Family aware of EVD monitoring.
Discharge Planning	
Recipient	Patient
Methods	Discussion
Response	Patient Needs Reinforcement, Patient Unable/Doesn't Understand
IV Site/Wound Care	
Recipient	Patient
Methods	Discussion
Response	Patient Needs Reinforcement, Patient Unable/Doesn't Understand
Comment	CLABSI protocol. ASSESS IV SITE. MONITOR FOR S/S OF REDNESS AND SWELLING.
Equipment Use	
Recipient	Patient
Methods	Discussion

Lyons, Kathleen A

Facility: Queen of the Valley Hospital **Location:** Q 1 Intensive Care Unit
 61 F 07/13/1961 **Med Rec Num:** MR01483046

Room-Bed: QI007-A
Visit: QH0054940416

Interventions - Continued

Response	Patient Needs Reinforcement, Patient Unable/Doesn't Understand
Hospital Environment	
Recipient	Patient
Methods	Discussion
Response	Patient Needs Reinforcement, Patient Unable/Doesn't Understand
Plan of Care	
Recipient	Patient
Methods	Discussion
Response	Patient Needs Reinforcement, Patient Unable/Doesn't Understand
Diet	
Recipient	Patient
Methods	Discussion
Response	Patient Needs Reinforcement, Patient Unable/Doesn't Understand
Medications	
Recipient	Patient
Methods	Discussion
Response	Patient Needs Reinforcement, Patient Unable/Doesn't Understand
Document	11/09/22 20:00 MA (Rec: 11/09/22 21:07 MA Desktop)
Teaching Record: General	
Isolation	No
Isolation	Patient
Teaching Recipient	Discussion
Teaching Methods	Patient Needs Reinforcement, Patient Unable/Doesn't Understand
Response to Teaching	Standard precaution
Teaching Comment	
Topic	
Pain Management Techniques	Patient
Recipient	Discussion
Methods	Patient Needs Reinforcement, Patient Unable/Doesn't Understand
Response	

Lyons, Kathleen A

Facility: Queen of the Valley Hospital
 61 F 07/13/1961
Med Rec Num: MR01483046

Location: Q 1 Intensive Care Unit
Room-Bed: QI007-A
Visit: QH0054940416

Interventions - Continued

Comment	Will monitor patient for any signs and symptoms of pain
Disease Process	Patient, Family
Recipient	Discussion
Methods	Patient Needs Reinforcement, Patient
Response	Unable/Doesn't Understand
Comment	Family is aware of the current patient condition.
Discharge Planning	Patient, Family
Recipient	Discussion
Methods	Patient Needs Reinforcement, Patient
Response	Unable/Doesn't Understand
IV Site/Wound Care	Patient, Family
Recipient	Discussion
Methods	Patient Needs Reinforcement, Patient
Response	Unable/Doesn't Understand
Comment	CIABSI bundle followed.
Equipment Use	Patient
Recipient	Discussion
Methods	Patient Needs Reinforcement, Patient
Response	Unable/Doesn't Understand
Hospital Environment	Patient
Recipient	Discussion
Methods	Patient Needs Reinforcement, Patient
Response	Unable/Doesn't Understand
Plan of Care	Patient
Recipient	Discussion
Methods	Patient Needs Reinforcement, Patient
Response	Unable/Doesn't Understand
Diet	Patient
Recipient	Patient

Lyons, Kathleen A

Facility: Queen of the Valley Hospital **Location:** Q 1 Intensive Care Unit
 61 F 07/13/1961 **Med Rec Num:** MR01483046

Room-Bed: QI007-A
Visit: QH0054940416

Interventions - Continued

Methods Response	Discussion Patient Needs Reinforcement, Patient Unable/Doesn't Understand
Medications Recipient Methods Response	Patient Discussion Patient Needs Reinforcement, Patient Unable/Doesn't Understand
Document 11/10/22 08:00 MN (Rec: 11/10/22 09:01 MN Desktop) Teaching Record: General	
Isolation Isolation Teaching Recipient Teaching Methods Response to Teaching	No Patient Discussion Patient Needs Reinforcement, Patient Unable/Doesn't Understand Standard precaution
Teaching Comment Topic Pain Management Techniques Recipient Methods Response	Patient Discussion Patient Needs Reinforcement, Patient Unable/Doesn't Understand Will monitor patient for any signs and symptoms of pain
Comment	Patient, Family
Disease Process Recipient Methods Response	Discussion Patient Needs Reinforcement, Patient Unable/Doesn't Understand Family is aware of the current patient condition.
Comment	
Discharge Planning Recipient Methods Response	Patient, Family Discussion Patient Needs Reinforcement, Patient Unable/Doesn't Understand

Iyons, Kathleen A

Facility: Queen of the Valley Hospital **Location:** Q 1 Intensive Care Unit
 61 F 07/13/1961 **Med Rec Num:** MR01483046

Room-Bed: QI007-A
Visit: QH0054940416

Interventions - Continued

IV Site/Wound Care	Patient, Family
Recipient	Discussion
Methods	Patient Needs Reinforcement, Patient
Response	Unable/Doesn't Understand
Comment	CIABSI bundle followed.
Equipment Use	Patient
Recipient	Discussion
Methods	Patient Needs Reinforcement, Patient
Response	Unable/Doesn't Understand
Hospital Environment	Patient
Recipient	Discussion
Methods	Patient Needs Reinforcement, Patient
Response	Unable/Doesn't Understand
Plan of Care	Patient
Recipient	Discussion
Methods	Patient Needs Reinforcement, Patient
Response	Unable/Doesn't Understand
Diet	Patient
Recipient	Discussion
Methods	Patient Needs Reinforcement, Patient
Response	Unable/Doesn't Understand
Medications	Patient
Recipient	Discussion
Methods	Patient Needs Reinforcement, Patient
Response	Unable/Doesn't Understand
Document	11/10/22 20:00 AV (Rec: 11/10/22 20:28 AV Desktop)
Teaching Record: General	No
Isolation	Patient
Teaching Recipient	Discussion
Teaching Methods	

Lyons, Kathleen A

Facility: Queen of the Valley Hospital
 61 F 07/13/1961

Location: Q 1 Intensive Care Unit
Med Rec Num: MR01483046
Room-Bed: QI007-A
Visit: QH0054940416

Interventions - Continued

Response to Teaching	Patient Needs Reinforcement, Patient Unable/Doesn't Understand Standard precaution
Teaching Comment	
Topic	
Pain Management Techniques	
Recipient	Patient
Methods	Discussion
Response	Patient Needs Reinforcement, Patient Unable/Doesn't Understand Will monitor patient for any signs and symptoms of pain
Comment	
Disease Process	
Recipient	Patient, Family
Methods	Discussion
Response	Patient Needs Reinforcement, Patient Unable/Doesn't Understand Family is aware of the current patient condition.
Comment	
Discharge Planning	
Recipient	Patient, Family
Methods	Discussion
Response	Patient Needs Reinforcement, Patient Unable/Doesn't Understand
IV Site/Wound Care	
Recipient	Patient, Family
Methods	Discussion
Response	Patient Needs Reinforcement, Patient Unable/Doesn't Understand CIABSI bundle followed.
Comment	
Equipment Use	
Recipient	Patient
Methods	Discussion
Response	Patient Needs Reinforcement, Patient Unable/Doesn't Understand
Hospital Environment	
Recipient	Patient
Methods	Discussion

Lyons, Kathleen A

Facility: Queen of the Valley Hospital **Location:** Q 1 Intensive Care Unit
 61 F 07/13/1961 **Med Rec Num:** MR01483046

Room-Bed: QI007-A
Visit: QH0054940416

Interventions - Continued

Response	Patient Needs Reinforcement, Patient Unable/Doesn't Understand
Plan of Care	Patient
Recipient	Discussion
Methods	Patient Needs Reinforcement, Patient Unable/Doesn't Understand
Response	Patient
Diet	Discussion
Recipient	Patient Needs Reinforcement, Patient Unable/Doesn't Understand
Methods	Patient
Response	Discussion
Medications	Patient Needs Reinforcement, Patient Unable/Doesn't Understand
Recipient	No
Methods	Patient
Response	Discussion
Document	Patient Needs Reinforcement, Patient Unable/Doesn't Understand
11/11/22 08:00 MN (Rec: 11/11/22 10:12 MN Desktop)	
Teaching Record: General	
Isolation	No
Isolation	Patient
Teaching Recipient	Discussion
Teaching Methods	Patient Needs Reinforcement, Patient Unable/Doesn't Understand
Response to Teaching	Standard precaution
Teaching Comment	
Topic	
Pain Management Techniques	Patient
Recipient	Discussion
Methods	Patient Needs Reinforcement, Patient Unable/Doesn't Understand
Response	Will monitor patient for any signs and symptoms of pain
Comment	
Disease Process	Patient, Family
Recipient	Discussion
Methods	

Lyons, Kathleen A

Facility: Queen of the Valley Hospital
 61 F 07/13/1961
Med Rec Num: MR01483046

Location: Q 1 Intensive Care Unit
Room-Bed: QI007-A
Visit: QH0054940416

Interventions - Continued

Response	Patient Needs Reinforcement, Patient Unable/Doesn't Understand
Comment	Family is aware of the current patient condition.
Discharge Planning	Patient, Family
Recipient	Discussion
Methods	Patient Needs Reinforcement, Patient Unable/Doesn't Understand
Response	
IV Site/Wound Care	Patient, Family
Recipient	Discussion
Methods	Patient Needs Reinforcement, Patient Unable/Doesn't Understand
Response	CLABSI bundle followed.
Comment	
Equipment Use	Patient
Recipient	Discussion
Methods	Patient Needs Reinforcement, Patient Unable/Doesn't Understand
Response	
Hospital Environment	Patient
Recipient	Discussion
Methods	Patient Needs Reinforcement, Patient Unable/Doesn't Understand
Response	
Plan of Care	Patient
Recipient	Discussion
Methods	Patient Needs Reinforcement, Patient Unable/Doesn't Understand
Response	
Diet	Patient
Recipient	Discussion
Methods	Patient Needs Reinforcement, Patient Unable/Doesn't Understand
Response	
Medications	Patient
Recipient	

Lyons, Kathleen A

Facility: Queen of the Valley Hospital **Location:** Q 1 Intensive Care Unit
 61 F 07/13/1961 **Med Rec Num:** MR01483046

Room-Bed: QI007-A
Visit: QH0054940416

Interventions - Continued

Methods	Response	Discussion
Document 11/11/22 20:00 CMS (Rec: 11/11/22 20:26 CMS Desktop)	Teaching Record: General	Patient Needs Reinforcement, Patient Unable/Doesn't Understand
Isolation	Teaching Recipient	No
Teaching Methods	Response to Teaching	Patient
Teaching Comment		Discussion
Topic		Patient Needs Reinforcement, Patient Unable/Doesn't Understand
Pain Management Techniques		Standard precaution
Recipient		Patient
Methods		Discussion
Response		Patient Needs Reinforcement, Patient Unable/Doesn't Understand
Comment		Will monitor patient for any signs and symptoms of pain
Disease Process		Patient, Family
Recipient		Discussion
Methods		Patient Needs Reinforcement, Patient Unable/Doesn't Understand
Response		Family is aware of the current patient condition.
Comment		
Discharge Planning		Patient, Family
Recipient		Discussion
Methods		Patient Needs Reinforcement, Patient Unable/Doesn't Understand
Response		
IV Site/Wound Care		Patient, Family
Recipient		Discussion
Methods		Patient Needs Reinforcement, Patient Unable/Doesn't Understand
Response		

Lyons, Kathleen A

Facility: Queen of the Valley Hospital **Location:** Q 1 Intensive Care Unit
 61 F 07/13/1961 **Med Rec Num:** MR01483046

Room-Bed: QI007-A
Visit: QH0054940416

Interventions - Continued

Comment	CIABSI bundle followed.
Equipment Use	Patient
Recipient	Discussion
Methods	Patient Needs Reinforcement, Patient
Response	Unable/Doesn't Understand
Hospital Environment	Patient
Recipient	Discussion
Methods	Patient Needs Reinforcement, Patient
Response	Unable/Doesn't Understand
Plan of Care	Patient
Recipient	Discussion
Methods	Patient Needs Reinforcement, Patient
Response	Unable/Doesn't Understand
Diet	Patient
Recipient	Discussion
Methods	Patient Needs Reinforcement, Patient
Response	Unable/Doesn't Understand
Medications	Patient
Recipient	Discussion
Methods	Patient Needs Reinforcement, Patient
Response	Unable/Doesn't Understand
Document	11/12/22 08:00 CO (Rec: 11/12/22 08:19 CO Desktop)
Teaching Record: General	No
Isolation	Patient
Isolation	Discussion
Teaching Recipient	Patient Needs Reinforcement, Patient
Teaching Methods	Unable/Doesn't Understand
Response to Teaching	Standard precaution
Teaching Comment	
Topic	
Pain Management Techniques	

Lyons, Kathleen A

Facility: Queen of the Valley Hospital
 61 F 07/13/1961

Location: Q 1 Intensive Care Unit
Med Rec Num: MR01483046

Room-Bed: QI007-A
Visit: QH0054940416

Interventions - Continued

Recipient Methods Response	Patient Discussion Patient Needs Reinforcement, Patient Unable/Doesn't Understand Will monitor patient for any signs and symptoms of pain
Comment	
Disease Process Recipient Methods Response	Patient, Family Discussion Patient Needs Reinforcement, Patient Unable/Doesn't Understand Family is aware of the current patient condition.
Comment	
Discharge Planning Recipient Methods Response	Patient, Family Discussion Patient Needs Reinforcement, Patient Unable/Doesn't Understand
IV Site/Wound Care Recipient Methods Response	Patient, Family Discussion Patient Needs Reinforcement, Patient Unable/Doesn't Understand CIABSI bundle followed.
Comment Equipment Use Recipient Methods Response	Patient Discussion Patient Needs Reinforcement, Patient Unable/Doesn't Understand
Hospital Environment Recipient Methods Response	Patient Discussion Patient Needs Reinforcement, Patient Unable/Doesn't Understand
Plan of Care Recipient Methods	Patient Discussion

Lyons, Kathleen A

Facility: Queen of the Valley Hospital **Location:** Q 1 Intensive Care Unit
 61 F 07/13/1961 **Med Rec Num:** MR01483046

Room-Bed: QI007-A
Visit: QH0054940416

Interventions - Continued

Response	Patient Needs Reinforcement, Patient Unable/Doesn't Understand
Diet	
Recipient	Patient
Methods	Discussion
Response	Patient Needs Reinforcement, Patient Unable/Doesn't Understand
Medications	
Recipient	Patient
Methods	Discussion
Response	Patient Needs Reinforcement, Patient Unable/Doesn't Understand
Document	11/12/22 20:00 JAB (Rec: 11/12/22 20:22 JAB Desktop)
Teaching Record:	General
Isolation	No
Teaching Recipient	Patient
Teaching Methods	Discussion
Response to Teaching	Patient Needs Reinforcement, Patient Unable/Doesn't Understand
Teaching Comment	Standard precaution
Topic	
Pain Management Techniques	Patient
Recipient	Discussion
Methods	Patient Needs Reinforcement, Patient Unable/Doesn't Understand
Response	Will monitor patient for any signs and symptoms of pain
Comment	
Disease Process	Patient, Family
Recipient	Discussion
Methods	Patient Needs Reinforcement, Patient Unable/Doesn't Understand
Response	Family is aware of the current patient condition.
Comment	
Discharge Planning	

Lyons, Kathleen A

Facility: Queen of the Valley Hospital **Location:** Q 1 Intensive Care Unit
 61 F 07/13/1961 **Med Rec Num:** MR01483046

Room-Bed: QI007-A
Visit: QH0054940416

Interventions - Continued

Recipient Methods Response	Patient, Family Discussion Patient Needs Reinforcement, Patient Unable/Doesn't Understand
IV Site/Wound Care Recipient Methods Response	Patient, Family Discussion Patient Needs Reinforcement, Patient Unable/Doesn't Understand CLABSI bundle followed.
Comment Equipment Use Recipient Methods Response	Patient Discussion Patient Needs Reinforcement, Patient Unable/Doesn't Understand
Hospital Environment Recipient Methods Response	Patient Discussion Patient Needs Reinforcement, Patient Unable/Doesn't Understand
Plan of Care Recipient Methods Response	Patient Discussion Patient Needs Reinforcement, Patient Unable/Doesn't Understand
Diet Recipient Methods Response	Patient Discussion Patient Needs Reinforcement, Patient Unable/Doesn't Understand
Medications Recipient Methods Response	Patient Discussion Patient Needs Reinforcement, Patient Unable/Doesn't Understand
Document Teaching Record: General	11/13/22 08:00 CO (Rec: 11/13/22 08:33 CO Desktop)

Lyons, Kathleen A

Facility: Queen of the Valley Hospital
 61 F 07/13/1961
Interventions - Continued

Location: Q 1 Intensive Care Unit
Med Rec Num: MR01483046

Room-Bed: QI007-A
Visit: QH0054940416

Isolation	No
Teaching Recipient	Patient
Teaching Methods	Discussion
Response to Teaching	Patient Needs Reinforcement, Patient Unable/Doesn't Understand
Teaching Comment	Standard precaution
Topic	
Pain Management Techniques	
Recipient	Patient
Methods	Discussion
Response	Patient Needs Reinforcement, Patient Unable/Doesn't Understand
Comment	Will monitor patient for any signs and symptoms of pain
Disease Process	
Recipient	Patient, Family
Methods	Discussion
Response	Patient Needs Reinforcement, Patient Unable/Doesn't Understand
Comment	Family is aware of the current patient condition.
Discharge Planning	
Recipient	Patient, Family
Methods	Discussion
Response	Patient Needs Reinforcement, Patient Unable/Doesn't Understand
IV Site/Wound Care	
Recipient	Patient, Family
Methods	Discussion
Response	Patient Needs Reinforcement, Patient Unable/Doesn't Understand
Comment	CIABSI bundle followed.
Equipment Use	
Recipient	Patient
Methods	Discussion
Response	Patient Needs Reinforcement, Patient

Lyons, Kathleen A

Facility: Queen of the Valley Hospital **Location:** Q 1 Intensive Care Unit
 61 F 07/13/1961 **Med Rec Num:** MR01483046

Room-Bed: QI007-A
Visit: QH0054940416

Interventions - Continued

Hospital Environment	Unable/Doesn't Understand
Recipient	Patient
Methods	Discussion
Response	Patient Needs Reinforcement, Patient
Plan of Care	Unable/Doesn't Understand
Recipient	Patient
Methods	Discussion
Response	Patient Needs Reinforcement, Patient
Diet	Unable/Doesn't Understand
Recipient	Patient
Methods	Discussion
Response	Patient Needs Reinforcement, Patient
Medications	Unable/Doesn't Understand
Recipient	Patient
Methods	Discussion
Response	Patient Needs Reinforcement, Patient
Document 11/13/22 20:00 HL (Rec: 11/13/22 20:32 HL Desktop)	Unable/Doesn't Understand
Teaching Record: General	
Isolation	No
Isolation	Patient
Teaching Recipient	Discussion
Teaching Methods	Patient Needs Reinforcement, Patient
Response to Teaching	Unable/Doesn't Understand
Teaching Comment	Standard precaution
Topic	
Pain Management Techniques	Patient
Recipient	Discussion
Methods	Patient Needs Reinforcement, Patient
Response	Unable/Doesn't Understand
Comment	Will monitor patient for any signs and

Lyons, Kathleen A

Facility: Queen of the Valley Hospital
61 F 07/13/1961

Location: Q 1 Intensive Care Unit
Med Rec Num: MR01483046

Room-Bed: QI007-A
Visit: QH0054940416

Interventions - Continued

Disease Process	symptoms of pain
Recipient Methods Response	Patient, Family Discussion Patient Needs Reinforcement, Patient Unable/Doesn't Understand Family is aware of the current patient condition.
Comment	
Discharge Planning	Patient, Family
Recipient Methods Response	Discussion Patient Needs Reinforcement, Patient Unable/Doesn't Understand
IV Site/Wound Care	
Recipient Methods Response	Patient, Family Discussion Patient Needs Reinforcement, Patient Unable/Doesn't Understand CLABSI bundle followed.
Comment	
Equipment Use	
Recipient Methods Response	Patient Discussion Patient Needs Reinforcement, Patient Unable/Doesn't Understand
Hospital Environment	
Recipient Methods Response	Patient Discussion Patient Needs Reinforcement, Patient Unable/Doesn't Understand
Plan of Care	
Recipient Methods Response	Patient Discussion Patient Needs Reinforcement, Patient Unable/Doesn't Understand
Diet	
Recipient Methods	Patient Discussion

Lyons, Kathleen A

Facility: Queen of the Valley Hospital **Location:** Q 1 Intensive Care Unit
 61 F 07/13/1961 **Med Rec Num:** MR01483046

Room-Bed: QI007-A
Visit: QH0054940416

Interventions - Continued

Response	Patient Needs Reinforcement, Patient Unable/Doesn't Understand
Medications	
Recipient	Patient
Methods	Discussion
Response	Patient Needs Reinforcement, Patient Unable/Doesn't Understand
Document 11/14/22 08:00 JM (Rec: 11/14/22 11:41 JM Desktop)	
Teaching Record: General	
Isolation	No
Teaching Recipient	Patient
Teaching Methods	Discussion
Response to Teaching	Patient Needs Reinforcement, Patient Unable/Doesn't Understand
Teaching Comment	Standard precaution
Topic	
Pain Management Techniques	Patient
Recipient	Discussion
Methods	Patient Needs Reinforcement, Patient Unable/Doesn't Understand
Response	Will monitor patient for any signs and symptoms of pain
Comment	
Disease Process	Patient, Family
Recipient	Discussion
Methods	Patient Needs Reinforcement, Patient Unable/Doesn't Understand
Response	Family is aware of the current patient condition.
Comment	
Discharge Planning	Patient, Family
Recipient	Discussion
Methods	Patient Needs Reinforcement, Patient Unable/Doesn't Understand
Response	
IV Site/Wound Care	

Lyons, Kathleen A

Facility: Queen of the Valley Hospital **Location:** Q 1 Intensive Care Unit
 61 F 07/13/1961 **Med Rec Num:** MR01483046

Room-Bed: QI007-A
Visit: QH0054940416

Interventions - Continued

Recipient	Patient, Family
Methods	Discussion
Response	Patient Needs Reinforcement, Patient Unable/Doesn't Understand
Comment	CIABSI bundle followed.
Equipment Use	Patient
Recipient	Discussion
Methods	Patient Needs Reinforcement, Patient Unable/Doesn't Understand
Response	Patient
Hospital Environment	Discussion
Recipient	Patient Needs Reinforcement, Patient Unable/Doesn't Understand
Methods	Patient
Response	Discussion
Plan of Care	Patient Needs Reinforcement, Patient Unable/Doesn't Understand
Recipient	Patient
Methods	Discussion
Response	Patient Needs Reinforcement, Patient Unable/Doesn't Understand
Diet	Patient
Recipient	Discussion
Methods	Patient Needs Reinforcement, Patient Unable/Doesn't Understand
Response	Patient
Medications	Discussion
Recipient	Patient Needs Reinforcement, Patient Unable/Doesn't Understand
Methods	Patient
Response	Discussion
Document	11/14/22 20:00 MA (Rec: 11/14/22 20:58 MA Desktop)
Teaching Record:	General
Isolation	No
Teaching Recipient	Patient
Teaching Methods	Discussion
Response to Teaching	Patient Needs Reinforcement, Patient

Lyons, Kathleen A

Facility: Queen of the Valley Hospital
 61 F 07/13/1961
Med Rec Num: MR01483046

Location: Q 1 Intensive Care Unit
Room-Bed: QI007-A
Visit: QH0054940416

Interventions - Continued

Teaching Comment	Unable/Doesn't Understand Standard precaution
Topic	
Pain Management Techniques	
Recipient	Patient
Methods	Discussion
Response	Patient Needs Reinforcement, Patient Unable/Doesn't Understand Will monitor patient for any signs and symptoms of pain
Comment	
Disease Process	
Recipient	Patient, Family
Methods	Discussion
Response	Patient Needs Reinforcement, Patient Unable/Doesn't Understand Family is aware of the current patient condition.
Comment	
Discharge Planning	
Recipient	Patient, Family
Methods	Discussion
Response	Patient Needs Reinforcement, Patient Unable/Doesn't Understand
IV Site/Wound Care	
Recipient	Patient, Family
Methods	Discussion
Response	Patient Needs Reinforcement, Patient Unable/Doesn't Understand CLABSI bundle followed.
Comment	
Equipment Use	
Recipient	Patient
Methods	Discussion
Response	Patient Needs Reinforcement, Patient Unable/Doesn't Understand
Hospital Environment	
Recipient	Patient
Methods	Discussion
Response	Patient Needs Reinforcement, Patient

Lyons, Kathleen A

Facility: Queen of the Valley Hospital **Location:** Q 1 Intensive Care Unit
 61 F 07/13/1961 **Med Rec Num:** MR01483046

Room-Bed: QI007-A
Visit: QH0054940416

Interventions - Continued

Plan of Care		Unable/Doesn't Understand
Recipient		Patient
Methods		Discussion
Response		Patient Needs Reinforcement, Patient Unable/Doesn't Understand
Diet		
Recipient		Patient
Methods		Discussion
Response		Patient Needs Reinforcement, Patient Unable/Doesn't Understand
Medications		
Recipient		Patient
Methods		Discussion
Response		Patient Needs Reinforcement, Patient Unable/Doesn't Understand
Document	11/15/22 08:00 RD (Rec: 11/15/22 10:40 RD Desktop)	
Teaching Record: General		
Isolation		No
Teaching Recipient		Patient
Teaching Methods		Discussion
Response to Teaching		Patient Needs Reinforcement, Patient Unable/Doesn't Understand
Teaching Comment		Standard precaution
Topic		
Pain Management Techniques		Patient
Recipient		Discussion
Methods		Patient Needs Reinforcement, Patient Unable/Doesn't Understand
Response		Will monitor patient for any signs and symptoms of pain
Comment		
Disease Process		Patient, Family
Recipient		Discussion
Methods		Patient Needs Reinforcement, Patient
Response		

Lyons, Kathleen A

Facility: Queen of the Valley Hospital **Location:** Q 1 Intensive Care Unit
61 F 07/13/1961 **Med Rec Num:** MR01483046

Room-Bed: QI007-A
Visit: QH0054940416

Interventions - Continued

Comment	Unable/Doesn't Understand Family is aware of the current patient condition.
Discharge Planning Recipient Methods Response	Patient, Family Discussion Patient Needs Reinforcement, Patient Unable/Doesn't Understand
IV Site/Wound Care Recipient Methods Response	Patient, Family Discussion Patient Needs Reinforcement, Patient Unable/Doesn't Understand CLABSI bundle followed.
Comment Equipment Use Recipient Methods Response	Patient Discussion Patient Needs Reinforcement, Patient Unable/Doesn't Understand
Hospital Environment Recipient Methods Response	Patient Discussion Patient Needs Reinforcement, Patient Unable/Doesn't Understand
Plan of Care Recipient Methods Response	Patient Discussion Patient Needs Reinforcement, Patient Unable/Doesn't Understand
Diet Recipient Methods Response	Patient Discussion Patient Needs Reinforcement, Patient Unable/Doesn't Understand
Medications Recipient Methods	Patient Discussion

Lyons, Kathleen A

Facility: Queen of the Valley Hospital **Location:** Q 1 Intensive Care Unit
 61 F 07/13/1961 **Med Rec Num:** MR01483046

Room-Bed: QI007-A
Visit: QH0054940416

Interventions - Continued

Response		Patient Needs Reinforcement, Patient Unable/Doesn't Understand
Document	11/15/22 20:00 KC (Rec: 11/15/22 20:09 KC Desktop)	
Teaching Record:	General	
Isolation		No
Isolation		Patient
Teaching Recipient		Discussion
Teaching Methods		Patient Needs Reinforcement, Patient Unable/Doesn't Understand
Response to Teaching		Standard precaution
Teaching Comment		
Topic		
Pain Management Techniques		Patient
Recipient		Discussion
Methods		Patient Needs Reinforcement, Patient Unable/Doesn't Understand
Response		Will monitor patient for any signs and symptoms of pain
Comment		
Disease Process		Patient, Family
Recipient		Discussion
Methods		Patient Needs Reinforcement, Patient Unable/Doesn't Understand
Response		Family is aware of the current patient condition.
Comment		
Discharge Planning		Patient, Family
Recipient		Discussion
Methods		Patient Needs Reinforcement, Patient Unable/Doesn't Understand
Response		
IV Site/Wound Care		Patient, Family
Recipient		Discussion
Methods		Patient Needs Reinforcement, Patient Unable/Doesn't Understand
Response		CIABSI bundle followed.
Comment		

Lyons, Kathleen A

Facility: Queen of the Valley Hospital **Location:** Q 1 Intensive Care Unit
 61 F 07/13/1961 **Med Rec Num:** MR01483046

Room-Bed: QI007-A
Visit: QH0054940416

Interventions - Continued

Equipment Use	Patient
Recipient	Discussion
Methods	Patient Needs Reinforcement, Patient
Response	Unable/Doesn't Understand
Hospital Environment	Patient
Recipient	Discussion
Methods	Patient Needs Reinforcement, Patient
Response	Unable/Doesn't Understand
Plan of Care	Patient
Recipient	Discussion
Methods	Patient Needs Reinforcement, Patient
Response	Unable/Doesn't Understand
Diet	Patient
Recipient	Discussion
Methods	Patient Needs Reinforcement, Patient
Response	Unable/Doesn't Understand
Medications	Patient
Recipient	Discussion
Methods	Patient Needs Reinforcement, Patient
Response	Unable/Doesn't Understand
Document 11/16/22 08:00 JM (Rec: 11/16/22 09:14 JM Desktop)	No
Teaching Record: General	Patient
Isolation	Discussion
Teaching Recipient	Patient Needs Reinforcement, Patient
Teaching Methods	Unable/Doesn't Understand
Response to Teaching	Standard precaution
Teaching Comment	
Topic	
Pain Management Techniques	Patient
Recipient	

Lyons, Kathleen A

Facility: Queen of the Valley Hospital
 61 F 07/13/1961
Med Rec Num: MR01483046

Location: Q 1 Intensive Care Unit
Room-Bed: QI007-A
Visit: QH0054940416

Interventions - Continued

Methods Response	Discussion Patient Needs Reinforcement, Patient Unable/Doesn't Understand
Comment	Will monitor patient for any signs and symptoms of pain
Disease Process Recipient Methods Response	Patient, Family Discussion Patient Needs Reinforcement, Patient Unable/Doesn't Understand Family is aware of the current patient condition.
Comment	Patient, Family Discussion Patient Needs Reinforcement, Patient Unable/Doesn't Understand
Discharge Planning Recipient Methods Response	Patient, Family Discussion Patient Needs Reinforcement, Patient Unable/Doesn't Understand CIABSI bundle followed.
IV Site/Wound Care Recipient Methods Response	Patient Discussion Patient Needs Reinforcement, Patient Unable/Doesn't Understand
Equipment Use Recipient Methods Response	Patient Discussion Patient Needs Reinforcement, Patient Unable/Doesn't Understand
Hospital Environment Recipient Methods Response	Patient Discussion Patient Needs Reinforcement, Patient Unable/Doesn't Understand
Plan of Care Recipient Methods Response	Patient Discussion Patient Needs Reinforcement, Patient

Lyons, Kathleen A

Facility: Queen of the Valley Hospital **Location:** Q 1 Intensive Care Unit
 61 F 07/13/1961 **Med Rec Num:** MR01483046

Room-Bed: QI007-A
Visit: QH0054940416

Interventions - Continued

Diet				Unable/Doesn't Understand
Recipient				Patient
Methods				Discussion
Response				Patient Needs Reinforcement, Patient
Response				Unable/Doesn't Understand
Medications				Patient
Recipient				Discussion
Methods				Patient Needs Reinforcement, Patient
Response				Unable/Doesn't Understand
Document	11/16/22 20:00	CMS	(Rec: 11/16/22 20:03	CMS Desktop)
Teaching Record: General				
Isolation				No
Isolation				Patient
Teaching Recipient				Discussion
Teaching Methods				Patient Needs Reinforcement, Patient
Response to Teaching				Unable/Doesn't Understand
Response to Teaching				Standard precaution
Teaching Comment				
Topic				
Pain Management Techniques				Patient
Recipient				Discussion
Methods				Patient Needs Reinforcement, Patient
Response				Unable/Doesn't Understand
Response				Will monitor patient for any signs and symptoms of pain
Comment				
Disease Process				Patient, Family
Recipient				Discussion
Methods				Patient Needs Reinforcement, Patient
Response				Unable/Doesn't Understand
Response				Family is aware of the current patient condition.
Comment				
Discharge Planning				Patient, Family
Recipient				

Lyons, Kathleen A

Facility: Queen of the Valley Hospital **Location:** Q 1 Intensive Care Unit
 61 F 07/13/1961 **Med Rec Num:** MR01483046

Room-Bed: QI007-A
Visit: QH0054940416

Interventions - Continued

Methods Response	Discussion Patient Needs Reinforcement, Patient Unable/Doesn't Understand
IV Site/Wound Care Recipient Methods Response	Patient, Family Discussion Patient Needs Reinforcement, Patient Unable/Doesn't Understand CIABSI bundle followed.
Comment Equipment Use Recipient Methods Response	Patient Discussion Patient Needs Reinforcement, Patient Unable/Doesn't Understand
Hospital Environment Recipient Methods Response	Patient Discussion Patient Needs Reinforcement, Patient Unable/Doesn't Understand
Plan of Care Recipient Methods Response	Patient Discussion Patient Needs Reinforcement, Patient Unable/Doesn't Understand
Diet Recipient Methods Response	Patient Discussion Patient Needs Reinforcement, Patient Unable/Doesn't Understand
Medications Recipient Methods Response	Patient Discussion Patient Needs Reinforcement, Patient Unable/Doesn't Understand
Document 11/17/22 08:00 JMV (Rec: 11/17/22 11:39 JMV Desktop) Teaching Record: General Isolation	

Lyons, Kathleen A

Facility: Queen of the Valley Hospital
 61 F 07/13/1961

Location: Q 1 Intensive Care Unit
Med Rec Num: MR01483046

Room-Bed: QI007-A
Visit: QH0054940416

Interventions - Continued

Isolation	No
Teaching Recipient	Patient
Teaching Methods	Discussion
Response to Teaching	Patient Needs Reinforcement, Patient Unable/Doesn't Understand
Teaching Comment	Standard precaution
Topic	
Pain Management Techniques	Patient
Recipient	Discussion
Methods	Patient Needs Reinforcement, Patient Unable/Doesn't Understand
Response	Will monitor patient for any signs and symptoms of pain
Comment	
Disease Process	Patient, Family
Recipient	Discussion
Methods	Patient Needs Reinforcement, Patient Unable/Doesn't Understand
Response	Family is aware of the current patient condition.
Comment	
Discharge Planning	Patient, Family
Recipient	Discussion
Methods	Patient Needs Reinforcement, Patient Unable/Doesn't Understand
Response	
IV Site/Wound Care	Patient, Family
Recipient	Discussion
Methods	Patient Needs Reinforcement, Patient Unable/Doesn't Understand
Response	CLABSI bundle followed.
Comment	
Equipment Use	Patient
Recipient	Discussion
Methods	Patient Needs Reinforcement, Patient Unable/Doesn't Understand
Response	

Lyons, Kathleen A

Facility: Queen of the Valley Hospital **Location:** Q 1 Intensive Care Unit
 61 F 07/13/1961 **Med Rec Num:** MR01483046

Room-Bed: QI007-A
Visit: QH0054940416

Interventions - Continued

Hospital Environment	Patient
Recipient	Discussion
Methods	Patient Needs Reinforcement, Patient
Response	Unable/Doesn't Understand
Plan of Care	Patient
Recipient	Discussion
Methods	Patient Needs Reinforcement, Patient
Response	Unable/Doesn't Understand
Diet	Patient
Recipient	Discussion
Methods	Patient Needs Reinforcement, Patient
Response	Unable/Doesn't Understand
Medications	Patient
Recipient	Discussion
Methods	Patient Needs Reinforcement, Patient
Response	Unable/Doesn't Understand
Document 11/17/22 20:00 CMS (Rec: 11/17/22 22:18 CMS Desktop)	No
Teaching Record: General	Patient
Isolation	Discussion
Teaching Recipient	Patient Needs Reinforcement, Patient
Teaching Methods	Unable/Doesn't Understand
Response to Teaching	Standard precaution
Teaching Comment	
Topic	
Pain Management Techniques	Patient
Recipient	Discussion
Methods	Patient Needs Reinforcement, Patient
Response	Unable/Doesn't Understand
Comment	Will monitor patient for any signs and symptoms of pain

Lyons, Kathleen A

Facility: Queen of the Valley Hospital
 61 F 07/13/1961
Med Rec Num: MR01483046

Room-Bed: QI007-A
Visit: QH0054940416

Interventions - Continued

Disease Process	Patient, Family
Recipient	Discussion
Methods	Patient Needs Reinforcement, Patient
Response	Unable/Doesn't Understand
Comment	Family is aware of the current patient condition.
Discharge Planning	Patient, Family
Recipient	Discussion
Methods	Patient Needs Reinforcement, Patient
Response	Unable/Doesn't Understand
IV Site/Wound Care	Patient, Family
Recipient	Discussion
Methods	Patient Needs Reinforcement, Patient
Response	Unable/Doesn't Understand
Comment	CLABSI bundle followed.
Equipment Use	Patient
Recipient	Discussion
Methods	Patient Needs Reinforcement, Patient
Response	Unable/Doesn't Understand
Hospital Environment	Patient
Recipient	Discussion
Methods	Patient Needs Reinforcement, Patient
Response	Unable/Doesn't Understand
Plan of Care	Patient
Recipient	Discussion
Methods	Patient Needs Reinforcement, Patient
Response	Unable/Doesn't Understand
Diet	Patient
Recipient	Discussion
Methods	Patient Needs Reinforcement, Patient
Response	Patient Needs Reinforcement, Patient

Iyons, Kathleen A

Facility: Queen of the Valley Hospital **Location:** Q 1 Intensive Care Unit
 61 F 07/13/1961 **Med Rec Num:** MR01483046

Room-Bed: QI007-A
Visit: QH0054940416

Interventions - Continued

Medications		Unable/Doesn't Understand
Recipient		Patient
Methods		Discussion
Response		Patient Needs Reinforcement, Patient
Document	11/18/22 08:00 MT (Rec: 11/18/22 09:22 MT Desktop)	Unable/Doesn't Understand
Teaching Record: General		
Isolation		No
Isolation		Patient
Teaching Recipient		Discussion
Teaching Methods		Patient Needs Reinforcement, Patient
Response to Teaching		Unable/Doesn't Understand
Teaching Comment		Standard precaution
Topic		
Pain Management Techniques		Patient
Recipient		Discussion
Methods		Patient Needs Reinforcement, Patient
Response		Unable/Doesn't Understand
Comment		Will monitor patient for any signs and symptoms of pain
Disease Process		Patient, Family
Recipient		Discussion
Methods		Patient Needs Reinforcement, Patient
Response		Unable/Doesn't Understand
Comment		Family is aware of the current patient condition.
Discharge Planning		Patient, Family
Recipient		Discussion
Methods		Patient Needs Reinforcement, Patient
Response		Unable/Doesn't Understand
IV Site/Wound Care		Patient, Family
Recipient		

Lyons, Kathleen A

Facility: Queen of the Valley Hospital
 61 F 07/13/1961
Location: Q 1 Intensive Care Unit
Med Rec Num: MR01483046

Room-Bed: QI007-A
Visit: QH0054940416

Interventions - Continued

Methods Response	Discussion Patient Needs Reinforcement, Patient Unable/Doesn't Understand CLABSI bundle followed.
Comment Equipment Use Recipient Methods Response	Patient Discussion Patient Needs Reinforcement, Patient Unable/Doesn't Understand
Hospital Environment Recipient Methods Response	Patient Discussion Patient Needs Reinforcement, Patient Unable/Doesn't Understand
Plan of Care Recipient Methods Response	Patient Discussion Patient Needs Reinforcement, Patient Unable/Doesn't Understand
Diet Recipient Methods Response	Patient Discussion Patient Needs Reinforcement, Patient Unable/Doesn't Understand
Medications Recipient Methods Response	Patient Discussion Patient Needs Reinforcement, Patient Unable/Doesn't Understand
Document 11/18/22 20:00 KC (Rec: 11/18/22 22:17 KC Desktop) Teaching Record: General Isolation	No Patient Discussion Patient Needs Reinforcement, Patient Unable/Doesn't Understand
Isolation Teaching Recipient Teaching Methods Response to Teaching	No Patient Discussion Patient Needs Reinforcement, Patient Unable/Doesn't Understand

Lyons, Kathleen A

Facility: Queen of the Valley Hospital
 61 F 07/13/1961
Interventions - Continued

Location: Q 1 Intensive Care Unit
Med Rec Num: MR01483046
Room-Bed: QI007-A
Visit: QH0054940416

Teaching Comment	Standard precaution
Topic	
Pain Management Techniques	
Recipient	Patient
Methods	Discussion
Response	Patient Needs Reinforcement, Patient Unable/Doesn't Understand
Comment	Will monitor patient for any signs and symptoms of pain
Disease Process	
Recipient	Patient, Family
Methods	Discussion
Response	Patient Needs Reinforcement, Patient Unable/Doesn't Understand
Comment	Family is aware of the current patient condition.
Discharge Planning	
Recipient	Patient, Family
Methods	Discussion
Response	Patient Needs Reinforcement, Patient Unable/Doesn't Understand
IV Site/Wound Care	
Recipient	Patient, Family
Methods	Discussion
Response	Patient Needs Reinforcement, Patient Unable/Doesn't Understand
Comment	CLABSI bundle followed.
Equipment Use	
Recipient	Patient
Methods	Discussion
Response	Patient Needs Reinforcement, Patient Unable/Doesn't Understand
Hospital Environment	
Recipient	Patient
Methods	Discussion
Response	Patient Needs Reinforcement, Patient Unable/Doesn't Understand

Lyons, Kathleen A

Facility: Queen of the Valley Hospital **Location:** Q 1 Intensive Care Unit
 61 F 07/13/1961 **Med Rec Num:** MR01483046

Room-Bed: QI007-A
Visit: QH0054940416

Interventions - Continued

Plan of Care					Patient
Recipient					Discussion
Methods					Patient Needs Reinforcement, Patient
Response					Unable/Doesn't Understand
Diet					Patient
Recipient					Discussion
Methods					Patient Needs Reinforcement, Patient
Response					Unable/Doesn't Understand
Medications					Patient
Recipient					Discussion
Methods					Patient Needs Reinforcement, Patient
Response					Unable/Doesn't Understand
Document	11/19/22	08:00	RD	(Rec: 11/19/22 10:57	
Teaching Record:	General			RD	Desktop)
Isolation					No
Isolation					Patient
Teaching Recipient					Discussion
Teaching Methods					Patient Needs Reinforcement, Patient
Response to Teaching					Unable/Doesn't Understand
Teaching Comment					Standard precaution
Topic					Patient
Pain Management Techniques					Discussion
Recipient					Patient Needs Reinforcement, Patient
Methods					Unable/Doesn't Understand
Response					Will monitor patient for any signs and symptoms of pain
Comment					Patient, Family
Disease Process					Discussion
Recipient					Patient Needs Reinforcement, Patient
Methods					Unable/Doesn't Understand
Response					

Lyons, Kathleen A

Facility: Queen of the Valley Hospital
 61 F 07/13/1961
Location: Q 1 Intensive Care Unit
Med Rec Num: MR01483046

Room-Bed: QI007-A
Visit: QH0054940416

Interventions - Continued

Comment	Family is aware of the current patient condition.
Discharge Planning	
Recipient	Patient, Family
Methods	Discussion
Response	Patient Needs Reinforcement, Patient Unable/Doesn't Understand
IV Site/Wound Care	
Recipient	Patient, Family
Methods	Discussion
Response	Patient Needs Reinforcement, Patient Unable/Doesn't Understand
Comment	
Equipment Use	
Recipient	Patient
Methods	Discussion
Response	Patient Needs Reinforcement, Patient Unable/Doesn't Understand
Hospital Environment	
Recipient	Patient
Methods	Discussion
Response	Patient Needs Reinforcement, Patient Unable/Doesn't Understand
Plan of Care	
Recipient	Patient
Methods	Discussion
Response	Patient Needs Reinforcement, Patient Unable/Doesn't Understand
Diet	
Recipient	Patient
Methods	Discussion
Response	Patient Needs Reinforcement, Patient Unable/Doesn't Understand
Medications	
Recipient	Patient
Methods	Discussion
Response	Patient Needs Reinforcement, Patient

Lyons, Kathleen A

Facility: Queen of the Valley Hospital **Location:** Q 1 Intensive Care Unit
 61 F 07/13/1961 **Med Rec Num:** MR01483046

Room-Bed: QI007-A
Visit: QH0054940416

Interventions - Continued

Document 11/19/22 20:00 KC (Rec: 11/19/22 21:26 KC Desktop)

Unable/Doesn't Understand

Teaching Record: General

Isolation

Isolation

Teaching Recipient

Teaching Methods

Response to Teaching

Teaching Comment

Topic

Pain Management Techniques

Recipient

Methods

Response

Comment

Disease Process

Recipient

Methods

Response

Comment

Discharge Planning

Recipient

Methods

Response

IV Site/Wound Care

Recipient

Methods

Response

Comment

Equipment Use

No
 Patient
 Discussion
 Patient Needs Reinforcement, Patient
 Unable/Doesn't Understand
 Standard precaution

Patient
 Discussion
 Patient Needs Reinforcement, Patient
 Unable/Doesn't Understand
 Will monitor patient for any signs and symptoms of pain

Patient, Family
 Discussion
 Patient Needs Reinforcement, Patient
 Unable/Doesn't Understand
 Family is aware of the current patient condition.

Patient, Family
 Discussion
 Patient Needs Reinforcement, Patient
 Unable/Doesn't Understand

Patient, Family
 Discussion
 Patient Needs Reinforcement, Patient
 Unable/Doesn't Understand
 CLABSI bundle followed.

Lyons, Kathleen A

Facility: Queen of the Valley Hospital **Location:** Q 1 Intensive Care Unit
 61 F 07/13/1961 **Med Rec Num:** MR01483046

Room-Bed: QI007-A
Visit: QH0054940416

Interventions - Continued

Recipient Methods Response	Patient Discussion Patient Needs Reinforcement, Patient Unable/Doesn't Understand
Hospital Environment Recipient Methods Response	Patient Discussion Patient Needs Reinforcement, Patient Unable/Doesn't Understand
Plan of Care Recipient Methods Response	Patient Discussion Patient Needs Reinforcement, Patient Unable/Doesn't Understand
Diet Recipient Methods Response	Patient Discussion Patient Needs Reinforcement, Patient Unable/Doesn't Understand
Medications Recipient Methods Response	Patient Discussion Patient Needs Reinforcement, Patient Unable/Doesn't Understand
Document 11/20/22 08:00 JMW (Rec: 11/20/22 09:15 JMW Desktop) Teaching Record: General Isolation	No Patient Discussion Patient Needs Reinforcement, Patient Unable/Doesn't Understand Standard precaution
Isolation Teaching Recipient Teaching Methods Response to Teaching	
Teaching Comment Topic Pain Management Techniques Recipient Methods	Family Discussion

Lyons, Kathleen A

Facility: Queen of the Valley Hospital
 61 F 07/13/1961
Location: Q 1 Intensive Care Unit
Med Rec Num: MR01483046

Room-Bed: QI007-A
Visit: QH0054940416

Interventions - Continued

Response	Actively Involved
Comment	Will monitor patient for any signs and symptoms of pain
Disease Process	
Recipient	Family
Methods	Discussion
Response	Actively Involved
Comment	Family is aware of the current patient condition.
Discharge Planning	
Recipient	Family
Methods	Discussion
Response	Actively Involved
IV Site/Wound Care	
Recipient	Family
Methods	Discussion
Comment	CLABSI bundle followed.
Equipment Use	
Recipient	Family
Methods	Discussion
Response	Actively Involved
Hospital Environment	
Recipient	Family
Methods	Discussion
Response	Actively Involved
Plan of Care	
Recipient	Family
Methods	Discussion
Response	Actively Involved
Diet	
Recipient	Family
Methods	Discussion
Response	Actively Involved
Medications	
Recipient	Family
Methods	Discussion
Response	Actively Involved

Lyons, Kathleen A

Facility: Queen of the Valley Hospital **Location:** Q 1 Intensive Care Unit
61 F 07/13/1961 **Med Rec Num:** MR01483046

Room-Bed: QI007-A
Visit: QH0054940416

Interventions - Continued

Document 11/20/22 20:00 KC (Rec: 11/20/22 21:01 KC Desktop)

Teaching Record: General

Isolation

Isolation

Teaching Recipient

Teaching Methods

Response to Teaching

Teaching Comment

Topic

Pain Management Techniques

Recipient

Methods

Response

Comment

Disease Process

Recipient

Methods

Response

Comment

Discharge Planning

Recipient

Methods

Response

IV Site/Wound Care

Recipient

Methods

Comment

Equipment Use

Recipient

Methods

Response

Hospital Environment

Recipient

Methods

No
Patient
Discussion
Patient Needs Reinforcement, Patient
Unable/Doesn't Understand
Standard precaution

Family
Discussion
Actively Involved
Will monitor patient for any signs and
symptoms of pain

Family
Discussion
Actively Involved
Family is aware of the current patient
condition.

Family
Discussion
Actively Involved
Family
Discussion
CIABSI bundle followed.

Family
Discussion
Actively Involved
Family
Discussion
Actively Involved
Family
Discussion

Lyons, Kathleen A

Facility: Queen of the Valley Hospital **Location:** Q 1 Intensive Care Unit
 61 F 07/13/1961 **Med Rec Num:** MR01483046

Room-Bed: QI007-A
Visit: QH0054940416

Interventions - Continued

Response	Actively Involved
Plan of Care	
Recipient	Family
Methods	Discussion
Response	Actively Involved
Diet	
Recipient	Family
Methods	Discussion
Response	Actively Involved
Medications	
Recipient	Family
Methods	Discussion
Response	Actively Involved
Document 11/21/22 08:00 JMV (Rec: 11/21/22 09:58 JMV Desktop)	
Teaching Record: General	
Isolation	No
Teaching Recipient	Patient
Teaching Methods	Discussion
Response to Teaching	Patient Needs Reinforcement, Patient Unable/Doesn't Understand Standard precaution
Teaching Comment	
Topic	
Pain Management Techniques	Family
Recipient	Discussion
Methods	Actively Involved
Response	Will monitor patient for any signs and symptoms of pain
Comment	
Disease Process	
Recipient	Family
Methods	Discussion
Response	Actively Involved
Comment	Family is aware of the current patient condition.
Discharge Planning	
Recipient	Family

Lyons, Kathleen A

Facility: Queen of the Valley Hospital **Location:** Q 1 Intensive Care Unit
 61 F 07/13/1961 **Med Rec Num:** MR01483046

Room-Bed: QI007-A
Visit: QH0054940416

Interventions - Continued

Methods				Discussion
Response				Actively Involved
IV Site/Wound Care				Family
Recipient				Discussion
Methods				CLABSI bundle followed.
Comment				
Equipment Use				Family
Recipient				Discussion
Methods				Actively Involved
Response				Family
Hospital Environment				Discussion
Recipient				Actively Involved
Methods				Family
Response				Discussion
Plan of Care				Actively Involved
Recipient				Family
Methods				Discussion
Response				Actively Involved
Diet				Family
Recipient				Discussion
Methods				Actively Involved
Response				Family
Medications				Discussion
Recipient				Actively Involved
Methods				Family
Response				Discussion
Document	11/21/22 20:00	KC	(Rec: 11/21/22 20:55	Actively Involved
Teaching Record:	General		KC Desktop)	
Isolation				No
Teaching Recipient				Patient
Teaching Methods				Discussion
Response to Teaching				Patient Needs Reinforcement, Patient Unable/Doesn't Understand
Teaching Comment				Standard precaution
Topic				
Pain Management Techniques				

Lyons, Kathleen A

Facility: Queen of the Valley Hospital
 61 F 07/13/1961

Location: Q 1 Intensive Care Unit
Med Rec Num: MR01483046

Room-Bed: QI007-A
Visit: QH0054940416

Interventions - Continued

Recipient	Family
Methods	Discussion
Response	Actively Involved
Comment	Will monitor patient for any signs and symptoms of pain
Disease Process	
Recipient	Family
Methods	Discussion
Response	Actively Involved
Comment	Family is aware of the current patient condition.
Discharge Planning	
Recipient	Family
Methods	Discussion
Response	Actively Involved
IV Site/Wound Care	
Recipient	Family
Methods	Discussion
Comment	CLABSI bundle followed.
Equipment Use	
Recipient	Family
Methods	Discussion
Response	Actively Involved
Hospital Environment	
Recipient	Family
Methods	Discussion
Response	Actively Involved
Plan of Care	
Recipient	Family
Methods	Discussion
Response	Actively Involved
Diet	
Recipient	Family
Methods	Discussion
Response	Actively Involved
Medications	
Recipient	Family

Lyons, Kathleen A

Facility: Queen of the Valley Hospital **Location:** Q 1 Intensive Care Unit
 61 F 07/13/1961 **Med Rec Num:** MR01483046

Room-Bed: QI007-A
Visit: QH0054940416

Interventions - Continued

Methods	Response	Discussion
Document	11/22/22 08:00 JR (Rec: 11/22/22 09:31 JR Desktop)	Actively Involved
Teaching Record: General		
Isolation		No Patient
Isolation		Discussion
Teaching Recipient		Patient Unable/Doesn't Understand
Teaching Methods		Standard precaution
Response to Teaching		
Teaching Comment		
Topic		
Pain Management Techniques		
Recipient		Family Discussion
Methods		Actively Involved
Response		Will monitor patient for any signs and symptoms of pain
Comment		
Disease Process		Family Discussion
Recipient		Actively Involved
Methods		COLLOID CYST
Response		
Comment		
Discharge Planning		Family Discussion
Recipient		Actively Involved
Methods		LRACH EVAL
Response		
Comment		
IV Site/Wound Care		Family Discussion
Recipient		Patient Unable/Doesn't Understand
Methods		CLABSI bundle followed.
Response		
Comment		
Equipment Use		Family Discussion
Recipient		Actively Involved
Methods		VENT, IV
Response		
Comment		

Lyons, Kathleen A

Facility: Queen of the Valley Hospital **Location:** Q 1 Intensive Care Unit
 61 F 07/13/1961 **Med Rec Num:** MR01483046

Room-Bed: QI007-A
Visit: QH0054940416

Interventions - Continued

Hospital Environment	Family Discussion
Recipient	Actively Involved
Methods	BED IN LOWEST POSITION, SAFETY MEASURES
Response	
Comment	
Plan of Care	
Recipient	Family Discussion
Methods	Actively Involved
Response	LABS, VS, CARDIAC MONITORING, VP SHUNT PLAN
Comment	
Diet	
Recipient	Family Discussion
Methods	Actively Involved
Response	TUBE FEEDING
Comment	
Medications	
Recipient	Family Discussion
Methods	Actively Involved
Response	SEE EMAR
Comment	
Document	
Teaching Record:	
General	
11/22/22 20:00	
JAB	
(Rec: 11/22/22 22:57	
JAB	
Desktop)	
Isolation	No
Isolation	Patient Discussion
Teaching Recipient	Patient Unable/Doesn't Understand
Teaching Methods	Standard precaution
Response to Teaching	
Teaching Comment	
Topic	
Pain Management Techniques	
Recipient	Family Discussion
Methods	Actively Involved
Response	Will monitor patient for any signs and symptoms of pain
Comment	

Lyons, Kathleen A

Facility: Queen of the Valley Hospital
 61 F 07/13/1961
Location: Q 1 Intensive Care Unit
Med Rec Num: MR01483046

Room-Bed: QI007-A
Visit: QH0054940416

Interventions - Continued

Disease Process	Family Discussion
Recipient	Actively Involved
Methods	COLLOID CYST
Response	
Comment	
Discharge Planning	Family Discussion
Recipient	Actively Involved
Methods	LTACH EVAL
Response	
Comment	
IV Site/Wound Care	Family Discussion
Recipient	Patient Unable/Doesn't understand
Methods	CLABSI bundle followed.
Response	
Comment	
Equipment Use	Family Discussion
Recipient	Actively Involved
Methods	VENT, IV
Response	
Comment	
Hospital Environment	Family Discussion
Recipient	Actively Involved
Methods	BED IN LOWEST POSITION, SAFETY MEASURES
Response	
Comment	
Plan of Care	Family Discussion
Recipient	Actively Involved
Methods	LABS, VS, CARDIAC MONITORING, VP SHUNT PLAN
Response	
Comment	
Diet	Family Discussion
Recipient	Actively Involved
Methods	TUBE FEEDING
Response	
Comment	

Lyons, Kathleen A

Facility: Queen of the Valley Hospital **Location:** Q 1 Intensive Care Unit
 61 F 07/13/1961 **Med Rec Num:** MR01483046

Room-Bed: QI007-A
Visit: QH0054940416

Interventions - Continued

Medications		Family
Recipient		Discussion
Methods		Actively Involved
Response		SEE EMAR
Comment		
Document	11/23/22 07:30 JR (Rec: 11/23/22 09:09 JR Desktop)	
Teaching Record:	General	
Isolation		No
Isolation		
Topic		
Pain Management Techniques		
Recipient		Family
Methods		Discussion
Response		Actively Involved
Comment		Will monitor patient for any signs and symptoms of pain
Disease Process		
Recipient		Family
Methods		Discussion
Response		Actively Involved
Comment		COLLOID CYST
Discharge Planning		
Recipient		Family
Methods		Discussion
Response		Actively Involved
Comment		LTACH EVAL
IV Site/Wound Care		
Recipient		Family
Methods		Discussion
Response		Patient Unable/Doesn't Understand
Comment		CLABSI bundle followed.
Equipment Use		
Recipient		Family
Methods		Discussion
Response		Actively Involved
Comment		VENT, IV
Hospital Environment		

Lyons, Kathleen A

Facility: Queen of the Valley Hospital **Location:** Q 1 Intensive Care Unit
 61 F 07/13/1961 **Med Rec Num:** MR01483046

Room-Bed: QI007-A
Visit: QH0054940416

Interventions - Continued

Recipient	Family
Methods	Discussion
Response	Actively Involved
Comment	BED IN LOWEST POSITION, SAFETY MEASURES
Plan of Care	
Recipient	Family
Methods	Discussion
Response	Actively Involved
Comment	LABS, VS, CARDIAC MONITORING, VP SHUNT PLAN
Diet	
Recipient	Family
Methods	Discussion
Response	Actively Involved
Comment	NPO FOR PROCEDURE
Medications	
Recipient	Family
Methods	Discussion
Response	Actively Involved
Comment	SEE EMAR
Document	
11/23/22 20:00	JAB (Rec: 11/24/22 02:13 JAB Desktop)
Teaching Record: General	
Isolation	No
Isolation	No
Topic	
Pain Management Techniques	
Recipient	Family
Methods	Discussion
Response	Actively Involved
Comment	Will monitor patient for any signs and symptoms of pain
Disease Process	
Recipient	Family
Methods	Discussion
Response	Actively Involved
Comment	COLLOID CYST

Lyons, Kathleen A

Facility: Queen of the Valley Hospital
 61 F 07/13/1961

Location: Q 1 Intensive Care Unit
Med Rec Num: MR01483046

Room-Bed: QI007-A
Visit: QH0054940416

Interventions - Continued

Discharge Planning	Family Discussion
Recipient	Actively Involved
Methods	ITACH EVAL
Response	
Comment	
IV Site/Wound Care	Family Discussion
Recipient	Patient Unable/Doesn't Understand
Methods	CLABSI bundle followed.
Response	
Comment	
Equipment Use	
Recipient	Family Discussion
Methods	Actively Involved
Response	VENT, IV
Comment	
Hospital Environment	Family Discussion
Recipient	Actively Involved
Methods	BED IN LOWEST POSITION, SAFETY
Response	MEASURES
Comment	
Plan of Care	
Recipient	Family Discussion
Methods	Actively Involved
Response	LABS, VS, CARDIAC MONITORING, VP SHUNT
Comment	PLAN
Diet	
Recipient	Family Discussion
Methods	Actively Involved
Response	NPO FOR PROCEDURE
Comment	
Medications	
Recipient	Family Discussion
Methods	Actively Involved
Response	SEE EMAR
Comment	

Lyons, Kathleen A

Facility: Queen of the Valley Hospital **Location:** Q 1 Intensive Care Unit
61 F 07/13/1961 **Med Rec Num:** MR01483046

Room-Bed: QI007-A
Visit: QH0054940416

Interventions - Continued

Document 11/24/22 08:00 MT (Rec: 11/24/22 09:20 MT Desktop)
Teaching Record: General

Isolation

Isolation
Teaching Recipient
Teaching Methods
Response to Teaching
Teaching Comment
No
Patient
Discussion
Patient Unable/Doesn't Understand
Standard precaution

Topic

Pain Management Techniques

Recipient
Methods
Response
Comment
Family
Discussion
Actively Involved
Will monitor patient for any signs and symptoms of pain

Disease Process

Recipient
Methods
Response
Comment
Family
Discussion
Actively Involved
COLLOID CYST

Discharge Planning

Recipient
Methods
Response
Comment
Family
Discussion
Actively Involved
LTACH EVAL

IV Site/Wound Care

Recipient
Methods
Response
Comment
Family
Discussion
Patient Unable/Doesn't Understand
CLABSI bundle followed.

Equipment Use

Recipient
Methods
Response
Comment
Family
Discussion
Actively Involved
VENT, IV

Hospital Environment

Recipient

Family

Lyons, Kathleen A

Facility: Queen of the Valley Hospital Location: Q 1 Intensive Care Unit
61 F 07/13/1961 Med Rec Num: MR01483046

Room-Bed: QI007-A
Visit: QH0054940416

Interventions - Continued

Methods				Discussion
Response				Actively Involved
Comment				BED IN LOWEST POSITION, SAFETY MEASURES
Plan of Care				Family
Recipient				Discussion
Methods				Actively Involved
Response				LABS, VS, CARDIAC MONITORING
Comment				Family
Diet				Discussion
Recipient				Actively Involved
Methods				NPO FOR PROCEDURE
Response				Family
Comment				Discussion
Medications				Actively Involved
Recipient				SEE EMAR
Methods				
Response				
Comment				
Document	11/24/22	20:00	LO	(Rec: 11/24/22 22:50 LO Desktop)
Teaching Record: General				
Isolation				No
Isolation				Patient
Teaching Recipient				Discussion
Teaching Methods				Patient Unable/Doesn't Understand
Response to Teaching				Standard precaution
Teaching Comment				
Topic				
Pain Management Techniques				Family
Recipient				Discussion
Methods				Actively Involved
Response				Will monitor patient for any signs and symptoms of pain
Comment				
Disease Process				Family
Recipient				Discussion
Methods				

Lyons, Kathleen A

Facility: Queen of the Valley Hospital
 61 F 07/13/1961
Location: Q 1 Intensive Care Unit
Med Rec Num: MR01483046

Room-Bed: QI007-A
Visit: QH0054940416

Interventions - Continued

Response	Actively Involved
Comment	COLLOID CYST
Discharge Planning	
Recipient	Family
Methods	Discussion
Response	Actively Involved
Comment	LTACH EVAL
IV Site/Wound Care	
Recipient	Family
Methods	Discussion
Response	Patient Unable/Doesn't Understand CIABSI bundle followed.
Comment	
Equipment Use	
Recipient	Family
Methods	Discussion
Response	Actively Involved
Comment	VENT, IV
Hospital Environment	
Recipient	Family
Methods	Discussion
Response	Actively Involved
Comment	BED IN LOWEST POSITION, SAFETY MEASURES
Plan of Care	
Recipient	Family
Methods	Discussion
Response	Actively Involved
Comment	LABS, VS, CARDIAC MONITORING
Diet	
Recipient	Family
Methods	Discussion
Response	Actively Involved
Comment	NPO FOR PROCEDURE
Medications	
Recipient	Family
Methods	Discussion
Response	Actively Involved

Lyons, Kathleen A

Facility: Queen of the Valley Hospital **Location:** Q 1 Intensive Care Unit
61 F 07/13/1961 **Med Rec Num:** MR01483046

Room-Bed: QI007-A
Visit: QH0054940416

Interventions - Continued

Comment

SEE EMAR

Document 11/25/22 08:00 SAV (Rec: 11/25/22 17:13 SAV Desktop)

Teaching Record: General

Isolation

Isolation

Teaching Recipient

Teaching Methods

Response to Teaching

Teaching Comment

Topic

Pain Management Techniques

Recipient

Methods

Response

Comment

Disease Process

Recipient

Methods

Response

Comment

Discharge Planning

Recipient

Methods

Response

Comment

IV Site/Wound Care

Recipient

Methods

Response

Comment

Equipment Use

Recipient

Methods

Response

Comment

Hospital Environment

No
Patient
Discussion
Patient Unable/Doesn't Understand
Standard precaution

Family
Discussion
Actively Involved
Will monitor patient for any signs and
symptoms of pain

Family
Discussion
Actively Involved
COLLOID CYST

Family
Discussion
Actively Involved
LTACH EVAL, DNR STATUS

Family
Discussion
Patient Unable/Doesn't Understand
CLABSI bundle followed.

Family
Discussion
Actively Involved
VENT, IV

Lyons, Kathleen A

Facility: Queen of the Valley Hospital **Location:** Q 1 Intensive Care Unit
 61 F 07/13/1961 **Med Rec Num:** MR01483046

Room-Bed: QI007-A
Visit: QH0054940416

Interventions - Continued

Recipient	Family
Methods	Discussion
Response	Actively Involved
Comment	BED IN LOWEST POSITION, SAFETY MEASURES
Plan of Care	
Recipient	Family
Methods	Discussion
Response	Actively Involved
Comment	LABS, VS, CARDIAC MONITORING, IVF, FOLEY FOR I'S AND O'S
Diet	
Recipient	Family
Methods	Discussion
Response	Actively Involved
Comment	NPO
Medications	Family
Recipient	Discussion
Methods	Actively Involved
Response	PER EMAR
Comment	
Document	11/25/22 20:00 LO (Rec: 11/25/22 21:56 LO Desktop)
Teaching Record:	General
Isolation	No
Isolation	Patient
Teaching Recipient	Discussion
Teaching Methods	Patient Unable/Doesn't Understand
Response to Teaching	Standard precaution
Teaching Comment	
Topic	
Pain Management Techniques	Family
Recipient	Discussion
Methods	Actively Involved
Response	Will monitor patient for any signs and symptoms of pain
Comment	
Disease Process	

Lyons, Kathleen A

Facility: Queen of the Valley Hospital
 61 F 07/13/1961
Location: Q 1 Intensive Care Unit
Med Rec Num: MR01483046

Room-Bed: QI007-A
Visit: QH0054940416

Interventions - Continued

Recipient	Family
Methods	Discussion
Response	Actively Involved
Comment	COLLOID CYST
Discharge Planning	
Recipient	Family
Methods	Discussion
Response	Actively Involved
Comment	ITACH EVAL, DNR STATUS
IV Site/Wound Care	
Recipient	Family
Methods	Discussion
Response	Patient Unable/Doesn't Understand
Comment	CLABSI bundle followed.
Equipment Use	
Recipient	Family
Methods	Discussion
Response	Actively Involved
Comment	VENT, IV
Hospital Environment	
Recipient	Family
Methods	Discussion
Response	Actively Involved
Comment	BED IN LOWEST POSITION, SAFETY MEASURES
Plan of Care	
Recipient	Family
Methods	Discussion
Response	Actively Involved
Comment	LABS, VS, CARDIAC MONITORING, IVF, FOLEY FOR I'S AND O'S
Diet	
Recipient	Family
Methods	Discussion
Response	Actively Involved
Comment	NPO
Medications	

Lyons, Kathleen A

Facility: Queen of the Valley Hospital **Location:** Q 1 Intensive Care Unit
 61 F 07/13/1961 **Med Rec Num:** MR01483046

Room-Bed: QI007-A
Visit: QH0054940416

Interventions - Continued

Recipient	Family
Methods	Discussion
Response	Actively Involved
Comment	PER EMAR
Document 11/26/22 08:00 LH (Rec: 11/26/22 09:32 LH Phone)	
Teaching Record: General	
Isolation	No
Isolation	Patient
Teaching Recipient	Discussion
Teaching Methods	Patient Unable/Doesn't Understand
Response to Teaching	Standard precaution
Teaching Comment	
Topic	
Pain Management Techniques	Family
Recipient	Discussion
Methods	Actively Involved
Response	Will monitor patient for any signs and symptoms of pain
Comment	
Disease Process	Family
Recipient	Discussion
Methods	Actively Involved
Response	COLLOID CYST complications
Comment	
Discharge Planning	Family
Recipient	Discussion
Methods	Actively Involved
Response	LTACH EVAL, DNR STATUS
Comment	
IV Site/Wound Care	Family
Recipient	Discussion
Methods	Patient Unable/Doesn't Understand
Response	CIABSI bundle followed.
Comment	
Equipment Use	Family
Recipient	Discussion
Methods	

Lyons, Kathleen A

Facility: Queen of the Valley Hospital **Location:** Q 1 Intensive Care Unit
 61 F 07/13/1961 **Med Rec Num:** MR01483046

Room-Bed: QI007-A
Visit: QH0054940416

Interventions - Continued

Response	Actively Involved
Comment	VENT, IV
Hospital Environment	
Recipient	Family
Methods	Discussion
Response	Actively Involved
Comment	BED IN LOWEST POSITION, SAFETY MEASURES
Plan of Care	
Recipient	Family
Methods	Discussion
Response	Actively Involved
Comment	LABS, VS, CARDIAC MONITORING, IVF, FOLEY FOR I'S AND O'S
Diet	
Recipient	Family
Methods	Discussion
Response	Actively Involved
Comment	tube feeding
Medications	
Recipient	Family
Methods	Discussion
Response	Actively Involved
Comment	PER EMAR
Document	11/26/22 20:00 LO (Rec: 11/26/22 20:40 LO Desktop)
Teaching Record: General	
Isolation	No
Teaching Recipient	Patient
Teaching Methods	Discussion
Response to Teaching	Patient Unable/Doesn't Understand
Teaching Comment	Standard precaution
Topic	
Pain Management Techniques	Family
Recipient	Discussion
Methods	Actively Involved
Response	

Lyons, Kathleen A

Facility: Queen of the Valley Hospital
 61 F 07/13/1961
Location: Q 1 Intensive Care Unit
Med Rec Num: MR01483046

Room-Bed: QI007-A
Visit: QH0054940416

Interventions - Continued

Comment	Will monitor patient for any signs and symptoms of pain
Disease Process	
Recipient	Family
Methods	Discussion
Response	Actively Involved
Comment	COLLOID CYST complications
Discharge Planning	
Recipient	Family
Methods	Discussion
Response	Actively Involved
Comment	LTACH EVAL, DNR STATUS
IV Site/Wound Care	
Recipient	Family
Methods	Discussion
Response	Patient Unable/Doesn't Understand CLABSI bundle followed.
Comment	
Equipment Use	
Recipient	Family
Methods	Discussion
Response	Actively Involved
Comment	VENT, IV
Hospital Environment	
Recipient	Family
Methods	Discussion
Response	Actively Involved
Comment	BED IN LOWEST POSITION, SAFETY MEASURES
Plan of Care	
Recipient	Family
Methods	Discussion
Response	Actively Involved
Comment	LABS, VS, CARDIAC MONITORING, IVF, FOLEY FOR I'S AND O'S
Diet	
Recipient	Family
Methods	Discussion

Lyons, Kathleen A

Facility: Queen of the Valley Hospital **Location:** Q 1 Intensive Care Unit
 61 F 07/13/1961 **Med Rec Num:** MR01483046

Room-Bed: QI007-A
Visit: QH0054940416

Interventions - Continued

Response	Actively Involved
Comment	tube feeding
Medications	
Recipient	Family
Methods	Discussion
Response	Actively Involved
Comment	PER EMAR
Document 11/27/22 08:00 LH (Rec: 11/27/22 11:35 LH Phone)	
Teaching Record: General	
Isolation	No
Teaching Recipient	Patient
Teaching Methods	Discussion
Response to Teaching	Patient Unable/Doesn't Understand
Teaching Comment	Standard precaution
Topic	
Pain Management Techniques	Family
Recipient	Discussion
Methods	Actively Involved
Response	Will monitor patient for any signs and symptoms of pain
Comment	
Disease Process	Family
Recipient	Discussion
Methods	Actively Involved
Response	COLLOID CYST complications
Comment	
Discharge Planning	Family
Recipient	Discussion
Methods	Actively Involved
Response	LTACH EVAL, DNR STATUS
Comment	
IV Site/Wound Care	Family
Recipient	Discussion
Methods	Patient Unable/Doesn't Understand
Response	CLABSI bundle followed.
Comment	

Lyons, Kathleen A

Facility: Queen of the Valley Hospital **Location:** Q 1 Intensive Care Unit
 61 F 07/13/1961 **Med Rec Num:** MR01483046

Room-Bed: QI007-A
Visit: QH0054940416

Interventions - Continued

Equipment Use				Family
Recipient				Discussion
Methods				Actively Involved
Response				VENT, IV
Comment				
Hospital Environment				Family
Recipient				Discussion
Methods				Actively Involved
Response				BED IN LOWEST POSITION, SAFETY
Comment				MEASURES
Plan of Care				Family
Recipient				Discussion
Methods				Actively Involved
Response				LABS, VS, CARDIAC MONITORING, IVF,
Comment				FOLEY FOR I'S AND O'S
Diet				Family
Recipient				Discussion
Methods				Actively Involved
Response				tube feeding
Comment				
Medications				Family
Recipient				Discussion
Methods				Actively Involved
Response				PER EMAR
Comment				
Document	11/27/22 20:00	JAB	(Rec: 11/27/22 20:40	JAB Desktop)
Teaching Record:	General			
Isolation				No
Isolation				Patient
Teaching Recipient				Discussion
Teaching Methods				Patient Unable/Doesn't Understand
Response to Teaching				Standard precaution
Teaching Comment				
Topic				
Pain Management Techniques				

Lyons, Kathleen A

Facility: Queen of the Valley Hospital
 61 F 07/13/1961

Location: Q 1 Intensive Care Unit
Med Rec Num: MR01483046

Room-Bed: QI007-A
Visit: QH0054940416

Interventions - Continued

Recipient	Family
Methods	Discussion
Response	Actively Involved
Comment	Will monitor patient for any signs and symptoms of pain
Disease Process	
Recipient	Family
Methods	Discussion
Response	Actively Involved
Comment	COLLOID CYST complications
Discharge Planning	
Recipient	Family
Methods	Discussion
Response	Actively Involved
Comment	LTPACH EVAL, DNR STATUS
IV Site/Wound Care	
Recipient	Family
Methods	Discussion
Response	Patient Unable/Doesn't Understand
Comment	CLABSI bundle followed.
Equipment Use	
Recipient	Family
Methods	Discussion
Response	Actively Involved
Comment	VENT, IV
Hospital Environment	
Recipient	Family
Methods	Discussion
Response	Actively Involved
Comment	BED IN LOWEST POSITION, SAFETY MEASURES
Plan of Care	
Recipient	Family
Methods	Discussion
Response	Actively Involved
Comment	LABS, VS, CARDIAC MONITORING, IVF, FOLEY FOR I'S AND O'S

Lyons, Kathleen A

Facility: Queen of the Valley Hospital **Location:** Q 1 Intensive Care Unit
 61 F 07/13/1961 **Med Rec Num:** MR01483046

Room-Bed: QI007-A
Visit: QH0054940416

Interventions - Continued

Diet				Family
Recipient				Discussion
Methods				Actively Involved
Response				tube feeding
Comment				
Medications				Family
Recipient				Discussion
Methods				Actively Involved
Response				PER EMAR
Comment				
Document	11/28/22 08:00	UG	(Rec: 11/28/22 16:35	
Teaching Record:	General		UG Desktop)	
Isolation				No
Isolation				Patient
Teaching Recipient				Discussion
Teaching Methods				Patient Unable/Doesn't Understand
Response to Teaching				Standard precaution
Teaching Comment				
Topic				
Pain Management Techniques				Family
Recipient				Discussion
Methods				Actively Involved
Response				Will monitor patient for any signs and symptoms of pain
Comment				
Disease Process				Family
Recipient				Discussion
Methods				Actively Involved
Response				COLLOID CYST complications
Comment				
Discharge Planning				Family
Recipient				Discussion
Methods				Actively Involved
Response				LTACH EVAL, DNR STATUS
Comment				
IV Site/Wound Care				Family
Recipient				

Lyons, Kathleen A

Facility: Queen of the Valley Hospital **Location:** Q 1 Intensive Care Unit
 61 F 07/13/1961 **Med Rec Num:** MR01483046

Room-Bed: QI007-A
Visit: QH0054940416

Interventions - Continued

Methods	Discussion
Response	Patient Unable/Doesn't Understand
Comment	CIABSI bundle followed.
Equipment Use	
Recipient	Family
Methods	Discussion
Response	Actively Involved
Comment	VENT, IV
Hospital Environment	
Recipient	Family
Methods	Discussion
Response	Actively Involved
Comment	BED IN LOWEST POSITION, SAFETY MEASURES
Plan of Care	
Recipient	Family
Methods	Discussion
Response	Actively Involved
Comment	LABS, VS, CARDIAC MONITORING, IVF, FOLEY FOR I'S AND O'S
Diet	
Recipient	Family
Methods	Discussion
Response	Actively Involved
Comment	tube feeding
Medications	
Recipient	Family
Methods	Discussion
Response	Actively Involved
Comment	PER EMAR
Document	
11/28/22 20:00	XD (Rec: 11/28/22 21:02 XD Desktop)
Teaching Record: General	
Isolation	No
Teaching Recipient	Patient
Teaching Methods	Discussion
Response to Teaching	Patient Unable/Doesn't Understand

Lyons, Kathleen A

Facility: Queen of the Valley Hospital
 61 F 07/13/1961
Location: Q 1 Intensive Care Unit
Med Rec Num: MR01483046

Room-Bed: QI007-A
Visit: QH0054940416

Interventions - Continued

Topic	Standard precaution
Teaching Comment	
Pain Management Techniques	
Recipient	Family
Methods	Discussion
Response	Actively Involved
Comment	Will monitor patient for any signs and symptoms of pain
Disease Process	
Recipient	Family
Methods	Discussion
Response	Actively Involved
Comment	COLLOID CYST complications
Discharge Planning	
Recipient	Family
Methods	Discussion
Response	Actively Involved
Comment	LTACH EVAL, DNR STATUS
IV Site/Wound Care	
Recipient	Family
Methods	Discussion
Response	Patient unable/Doesn't Understand
Comment	CLABSI bundle followed.
Equipment Use	
Recipient	Family
Methods	Discussion
Response	Actively Involved
Comment	VENT, IV
Hospital Environment	
Recipient	Family
Methods	Discussion
Response	Actively Involved
Comment	BED IN LOWEST POSITION, SAFETY MEASURES
Plan of Care	
Recipient	Family
Methods	Discussion

Lyons, Kathleen A

Facility: Queen of the Valley Hospital **Location:** Q 1 Intensive Care Unit
 61 F 07/13/1961 **Med Rec Num:** MR01483046

Room-Bed: QI007-A
Visit: QH0054940416

Interventions - Continued

Response	Actively Involved
Comment	LABS, VS, CARDIAC MONITORING, IVF, FOLEY FOR I'S AND O'S
Diet	
Recipient	Family
Methods	Discussion
Response	Actively Involved
Comment	tube feeding
Medications	
Recipient	Family
Methods	Discussion
Response	Actively Involved
Comment	PER EMAR
Document	11/29/22 08:00 UG (Rec: 11/29/22 10:03 UG Desktop)
Teaching Record:	General
Isolation	No
Isolation	Patient
Teaching Recipient	Discussion
Teaching Methods	Patient Unable/Doesn't Understand
Response to Teaching	Standard precaution
Teaching Comment	
Topic	
Pain Management Techniques	
Recipient	Family
Methods	Discussion
Response	Actively Involved
Comment	Will monitor patient for any signs and symptoms of pain
Disease Process	
Recipient	Family
Methods	Discussion
Response	Actively Involved
Comment	COLLOID CYST complications
Discharge Planning	
Recipient	Family
Methods	Discussion
Response	Actively Involved

Lyons, Kathleen A

Facility: Queen of the Valley Hospital **Location:** Q 1 Intensive Care Unit
 61 F 07/13/1961 **Med Rec Num:** MR01483046

Room-Bed: QI007-A
Visit: QH0054940416

Interventions - Continued

Comment	ITACH EVAL, DNR STATUS
IV Site/Wound Care	
Recipient	Family
Methods	Discussion
Response	Patient Unable/Doesn't Understand
Comment	CLABSI bundle followed.
Equipment Use	
Recipient	Family
Methods	Discussion
Response	Actively Involved
Comment	VENT, IV
Hospital Environment	
Recipient	Family
Methods	Discussion
Response	Actively Involved
Comment	BED IN LOWEST POSITION, SAFETY MEASURES
Plan of Care	
Recipient	Family
Methods	Discussion
Response	Actively Involved
Comment	LABS, VS, CARDIAC MONITORING, IVF, FOLEY FOR I'S AND O'S
Diet	
Recipient	Family
Methods	Discussion
Response	Actively Involved
Comment	tube feeding
Medications	
Recipient	Family
Methods	Discussion
Response	Actively Involved
Comment	PER EMAR
Document	11/29/22 20:00 XD (Rec: 11/29/22 20:13 XD Desktop)
Teaching Record:	General
Isolation	No

Lyons, Kathleen A

Facility: Queen of the Valley Hospital
 61 F 07/13/1961

Location: Q 1 Intensive Care Unit
Med Rec Num: MR01483046

Room-Bed: QI007-A
Visit: QH0054940416

Interventions - Continued

Teaching Recipient	Patient
Teaching Methods	Discussion
Response to Teaching	Patient Unable/Doesn't Understand
Teaching Comment	Standard precaution
Topic	
Pain Management Techniques	
Recipient	Family
Methods	Discussion
Response	Actively Involved
Comment	Will monitor patient for any signs and symptoms of pain
Disease Process	
Recipient	Family
Methods	Discussion
Response	Actively Involved
Comment	COLLOID CYST complications
Discharge Planning	
Recipient	Family
Methods	Discussion
Response	Actively Involved
Comment	LTACH EVAL, DNR STATUS
IV Site/Wound Care	
Recipient	Family
Methods	Discussion
Response	Patient Unable/Doesn't Understand
Comment	CLABSI bundle followed.
Equipment Use	
Recipient	Family
Methods	Discussion
Response	Actively Involved
Comment	VENT, IV
Hospital Environment	
Recipient	Family
Methods	Discussion
Response	Actively Involved
Comment	BED IN LOWEST POSITION, SAFETY MEASURES

Lyons, Kathleen A

Facility: Queen of the Valley Hospital **Location:** Q 1 Intensive Care Unit
 61 F 07/13/1961 **Med Rec Num:** MR01483046

Room-Bed: QI007-A
Visit: QH0054940416

Interventions - Continued

Plan of Care					
Recipient					Family
Methods					Discussion
Response					Actively Involved
Comment					LABS, VS, CARDIAC MONITORING, IVF, FOLEY FOR I'S AND O'S
Diet					
Recipient					Family
Methods					Discussion
Response					Actively Involved
Comment					tube feeding
Medications					
Recipient					Family
Methods					Discussion
Response					Actively Involved
Comment					PER EMAR
Document	11/30/22 08:00	JM	(Rec: 11/30/22 09:46	JM	Desktop)
Teaching Record:	General				
Isolation					No
Isolation					Patient
Teaching Recipient					Discussion
Teaching Methods					Patient Unable/Doesn't Understand
Response to Teaching					Standard precaution
Teaching Comment					
Topic					
Pain Management Techniques					Family
Recipient					Discussion
Methods					Actively Involved
Response					Will monitor patient for any signs and symptoms of pain
Comment					
Disease Process					Family
Recipient					Discussion
Methods					Actively Involved
Response					COLLOID CYST complications
Comment					
Discharge Planning					

Lyons, Kathleen A

Facility: Queen of the Valley Hospital
 61 F 07/13/1961
Location: Q 1 Intensive Care Unit
Med Rec Num: MR01483046

Room-Bed: QI007-A
Visit: QH0054940416

Interventions - Continued

Recipient	Family
Methods	Discussion
Response	Actively Involved
Comment	LTPACH EVAL, DNR STATUS
IV Site/Wound Care	
Recipient	Family
Methods	Discussion
Response	Patient Actively Involved, Patient Needs Reinforcement
Comment	CLABSI bundle followed.
Equipment Use	
Recipient	Family
Methods	Discussion
Response	Actively Involved
Comment	VENT, IV
Hospital Environment	
Recipient	Family
Methods	Discussion
Response	Actively Involved
Comment	BED IN LOWEST POSITION, SAFETY MEASURES
Plan of Care	
Recipient	Family
Methods	Discussion
Response	Actively Involved
Comment	LABS, VS, CARDIAC MONITORING, IVE, FOLEY FOR I'S AND O'S
Diet	
Recipient	Family
Methods	Discussion
Response	Actively Involved
Comment	tube feeding
Medications	
Recipient	Family
Methods	Discussion
Response	Actively Involved
Comment	PER EMAR

Lyons, Kathleen A

Facility: Queen of the Valley Hospital **Location:** Q 1 Intensive Care Unit
61 F 07/13/1961 **Med Rec Num:** MR01483046

Room-Bed: QI007-A
Visit: QH0054940416

Interventions - Continued

Document 11/30/22 20:00 HL (Rec: 11/30/22 23:49 HL Desktop)
Teaching Record: General

Isolation

Isolation
Teaching Recipient
Teaching Methods
Response to Teaching
Teaching Comment
No
Patient
Discussion
Patient Unable/Doesn't Understand
Standard precaution

Topic

Pain Management Techniques

Recipient
Methods
Response
Comment
Family
Discussion
Actively Involved
Will monitor patient for any signs and symptoms of pain

Disease Process

Recipient
Methods
Response
Comment
Family
Discussion
Actively Involved
COLLOID CYST complications

Discharge Planning

Recipient
Methods
Response
Comment
Family
Discussion
Actively Involved
LTACH EVAL, DNR STATUS

IV Site/Wound Care

Recipient
Methods
Response
Comment
Family
Discussion
Patient Actively Involved, Patient Needs Reinforcement
CLABSI bundle followed.

Equipment Use

Recipient
Methods
Response
Comment
Family
Discussion
Actively Involved
VENT, IV

Hospital Environment

Lyons, Kathleen A

Facility: Queen of the Valley Hospital **Location:** Q 1 Intensive Care Unit
 61 F 07/13/1961 **Med Rec Num:** MR01483046

Room-Bed: QI007-A
Visit: QH0054940416

Interventions - Continued

Recipient	Family
Methods	Discussion
Response	Actively Involved
Comment	BED IN LOWEST POSITION, SAFETY MEASURES
Plan of Care	
Recipient	Family
Methods	Discussion
Response	Actively Involved
Comment	LABS, VS, CARDIAC MONITORING, IVF, FOLEY FOR I'S AND O'S
Diet	
Recipient	Family
Methods	Discussion
Response	Actively Involved
Comment	tube feeding
Medications	
Recipient	Family
Methods	Discussion
Response	Actively Involved
Comment	PER EMAR
Document	
12/01/22 08:00	JR (Rec: 12/01/22 09:51 JR Desktop)
Teaching Record: General	
Isolation	
Isolation	No
Topic	
Pain Management Techniques	
Recipient	Family
Methods	Discussion
Response	Actively Involved
Comment	Will monitor patient for any signs and symptoms of pain
Disease Process	
Recipient	Family
Methods	Discussion
Response	Actively Involved
Comment	COLLOID CYST complications

Lyons, Kathleen A

Facility: Queen of the Valley Hospital
 61 F 07/13/1961
Location: Q 1 Intensive Care Unit
Med Rec Num: MR01483046

Room-Bed: QI007-A
Visit: QH0054940416

Interventions - Continued

Discharge Planning	Family Discussion
Recipient	Actively Involved
Methods	ITACH EVAL, DNR STATUS
Response	
Comment	
IV Site/Wound Care	Family Discussion
Recipient	Patient Actively Involved, Patient Needs Reinforcement
Methods	CLABSI bundle followed.
Response	
Comment	
Equipment Use	Family Discussion
Recipient	Actively Involved
Methods	VENT, IV
Response	
Comment	
Hospital Environment	Family Discussion
Recipient	Actively Involved
Methods	BED IN LOWEST POSITION, SAFETY MEASURES
Response	
Comment	
Plan of Care	Family Discussion
Recipient	Actively Involved
Methods	LABS, VS, CARDIAC MONITORING, IVF, FOLEY FOR I'S AND O'S
Response	
Comment	
Diet	Family Discussion
Recipient	Actively Involved
Methods	tube feeding
Response	
Comment	
Medications	Family Discussion
Recipient	Actively Involved
Methods	
Response	

Lyons, Kathleen A

Facility: Queen of the Valley Hospital **Location:** Q 1 Intensive Care Unit
 61 F 07/13/1961 **Med Rec Num:** MR01483046

Room-Bed: QI007-A
Visit: QH0054940416

Interventions - Continued

Document	12/01/22 20:00	HL	(Rec: 12/01/22 20:34	HL	Desktop)	PER EMAR
Teaching Record:	General					
Isolation						No
Isolation						No
Topic						
Pain Management Techniques						Family Discussion
Recipient						Actively Involved
Methods						Will monitor patient for any signs and symptoms of pain
Response						
Comment						
Disease Process						Family Discussion
Recipient						Actively Involved
Methods						COLLOID CYST complications
Response						
Comment						
Discharge Planning						Family Discussion
Recipient						Actively Involved
Methods						ITACH EVAL, DNR STATUS
Response						
Comment						
IV Site/Wound Care						Family Discussion
Recipient						Patient Actively Involved, Patient Needs Reinforcement
Methods						CLABSI bundle followed.
Response						
Comment						
Equipment Use						Family Discussion
Recipient						Actively Involved
Methods						VENT, IV
Response						
Comment						
Hospital Environment						Family Discussion
Recipient						Actively Involved
Methods						
Response						

Iyons, Kathleen A

Facility: Queen of the Valley Hospital **Location:** Q 1 Intensive Care Unit
 61 F 07/13/1961 **Med Rec Num:** MR01483046

Room-Bed: QI007-A
Visit: QH0054940416

Interventions - Continued

Comment	BED IN LOWEST POSITION, SAFETY MEASURES
Plan of Care	
Recipient	Family
Methods	Discussion
Response	Actively Involved
Comment	LABS, VS, CARDIAC MONITORING, IVF, FOLEY FOR I'S AND O'S
Diet	
Recipient	Family
Methods	Discussion
Response	Actively Involved
Comment	tube feeding
Medications	
Recipient	Family
Methods	Discussion
Response	Actively Involved
Comment	PER EMAR
Urinary Catheter , Removal	
Freq: NOW	Start: 11/16/22 12:52
Protocol: NOW	Status: Complete
Document 11/16/22 13:00 JM (Rec: 11/16/22 13:57 JM Desktop)	
Urinary Catheter Removal	
Urinary Catheter Removal	
Removing Urinary Catheter Per Protocol	Yes
Urinary Catheter, Place & Manage	
Freq: Q4HR	Start: 11/17/22 07:00
Protocol: Q4HR	Status: Discharge
Document 10/26/22 21:51 XD (Rec: 10/26/22 23:00 XD Desktop)	
Urinary Catheter	
Urinary Catheter Documentation	
Document Only What is Done or Assessed	
Catheter Type	Urethral Catheter
Reason for Indwelling Urinary Catheter	Critical Care ONLY: Strict I&O, Surgical Procedure
What is being documented	Management
Management	

Iyons, Kathleen A

Facility: Queen of the Valley Hospital **Location:** Q 1 Intensive Care Unit
 61 F 07/13/1961 **Med Rec Num:** MR01483046

Room-Bed: QI007-A
Visit: QH0054940416

Interventions - Continued

Criteria to Remove Catheter Per Protocol	Does Not Meet Criteria
Meets Criteria for Indwelling Urinary Catheter Removal	No
Provider Called to Remove Indwelling Urinary Catheter	No
Order Received to Remove Indwelling Urinary Catheter	No
Indwelling Urinary Catheter Care Protocol Followed	Closed System Intact, Bag Hung Below Bladder, Catheter Properly Secured, Tubing Free of Kinks
Urinary Catheter Patency	Patent/Draining
Urine Color	Pale Yellow
Document 10/27/22 08:00 LH (Rec: 10/27/22 10:08 LH Desktop)	
Urinary Catheter	
Urinary Catheter Documentation	
Document Only What is Done or Assessed	Urethral Catheter
Catheter Type	Critical Care ONLY: Strict I&O, Surgical Procedure
Reason for Indwelling Urinary Catheter	Management
What is being documented	Does Not Meet Criteria
Management	No
Criteria to Remove Catheter Per Protocol	No
Meets Criteria for Indwelling Urinary Catheter Removal	No
Provider Called to Remove Indwelling Urinary Catheter	No
Order Received to Remove Indwelling Urinary Catheter	No
Indwelling Urinary Catheter Care Protocol Followed	Closed System Intact, Bag Hung Below Bladder, Catheter Properly Secured, Tubing Free of Kinks
Urinary Catheter Patency	Patent/Draining
Urine Color	Pale Yellow
Document 10/27/22 20:00 JAB (Rec: 10/27/22 22:39 JAB Desktop)	
Urinary Catheter	
Urinary Catheter Documentation	
Document Only What is Done or Assessed	Urethral Catheter
Catheter Type	Critical Care ONLY: Strict I&O, Surgical Procedure
Reason for Indwelling Urinary Catheter	Management
What is being documented	Does Not Meet Criteria
Management	
Criteria to Remove Catheter Per Protocol	

Lyons, Kathleen A

Facility: Queen of the Valley Hospital **Location:** Q 1 Intensive Care Unit
 61 F 07/13/1961 **Med Rec Num:** MR01483046

Room-Bed: QI007-A
Visit: QH0054940416

Interventions - Continued

Meets Criteria for Indwelling Urinary Catheter Removal	No	
Provider Called to Remove Indwelling Urinary Catheter	No	
Order Received to Remove Indwelling Urinary Catheter	No	
Indwelling Urinary Catheter Care Protocol Followed		Closed System Intact, Bag Hung Below Bladder, Catheter Properly Secured, Tubing Free of Kinks Patent/Draining Pale Yellow
Urinary Catheter Patency		
Urine Color		
Document 10/28/22 08:00 GH (Rec: 10/28/22 08:03 GH Other)		
Urinary Catheter		
Urinary Catheter Documentation		
Document Only What is Done or Assessed		
Catheter Type		Urethral Catheter
Reason for Indwelling Urinary Catheter		Critical Care ONLY: Strict I&O, Surgical Procedure Management
What is being documented		Does Not Meet Criteria
Management		
Criteria to Remove Catheter Per Protocol	No	
Meets Criteria for Indwelling Urinary Catheter Removal	No	
Provider Called to Remove Indwelling Urinary Catheter	No	
Order Received to Remove Indwelling Urinary Catheter	No	
Indwelling Urinary Catheter Care Protocol Followed		Closed System Intact, Bag Hung Below Bladder, Catheter Properly Secured, Tubing Free of Kinks Patent/Draining Pale Yellow
Urinary Catheter Patency		
Urine Color		
Document 10/28/22 20:00 ML (Rec: 10/28/22 20:32 ML Desktop)		
Urinary Catheter		
Urinary Catheter Documentation		
Document Only What is Done or Assessed		
Catheter Type		Urethral Catheter
Reason for Indwelling Urinary Catheter		Critical Care ONLY: Strict I&O, Surgical Procedure Management
What is being documented		Does Not Meet Criteria
Management		
Criteria to Remove Catheter Per Protocol	No	
Meets Criteria for Indwelling Urinary Catheter Removal	No	

Lyons, Kathleen A

Facility: Queen of the Valley Hospital **Location:** Q 1 Intensive Care Unit
 61 F 07/13/1961 **Med Rec Num:** MR01483046

Room-Bed: QI007-A
Visit: QH0054940416

Interventions - Continued

<p>Provider Called to Remove Indwelling Urinary Catheter Order Received to Remove Indwelling Urinary Catheter Indwelling Urinary Catheter Care Protocol Followed</p>	<p>No No Closed System Intact, Bag Hung Below Bladder, Catheter Properly Secured, Tubing Free of Kinks Patent/Draining Pale Yellow</p>
<p>Urinary Catheter Patency Urine Color Document 10/29/22 08:00 LH (Rec: 10/29/22 09:00 LH Desktop) Urinary Catheter</p>	<p>Urethral Catheter Critical Care ONLY: Strict I&O, Surgical Procedure Management</p>
<p>Urinary Catheter Documentation Document Only What is Done or Assessed Reason for Indwelling Urinary Catheter Catheter Type What is being documented Management</p>	<p>Does Not Meet Criteria No No No Closed System Intact, Bag Hung Below Bladder, Catheter Properly Secured, Tubing Free of Kinks Patent/Draining Pale Yellow</p>
<p>Urinary Catheter Patency Urine Color Document 10/29/22 20:00 XD (Rec: 10/29/22 21:45 XD Desktop) Urinary Catheter</p>	<p>Urethral Catheter Critical Care ONLY: Strict I&O, Surgical Procedure Management</p>
<p>Urinary Catheter Documentation Document Only What is Done or Assessed Reason for Indwelling Urinary Catheter Catheter Type What is being documented Management</p>	<p>Does Not Meet Criteria No No No Closed System Intact, Bag Hung Below Bladder, Catheter Properly Secured, Tubing Free of Kinks Patent/Draining Pale Yellow</p>
<p>Urinary Catheter Documentation Document Only What is Done or Assessed Reason for Indwelling Urinary Catheter Catheter Type What is being documented Management</p>	<p>Does Not Meet Criteria No No No Closed System Intact, Bag Hung Below Bladder, Catheter Properly Secured, Tubing Free of Kinks Patent/Draining Pale Yellow</p>

Lyons, Kathleen A

Facility: Queen of the Valley Hospital **Location:** Q 1 Intensive Care Unit
 61 F 07/13/1961 **Med Rec Num:** MR01483046

Room-Bed: QI007-A
Visit: QH0054940416

Interventions - Continued

Order Received to Remove Indwelling Urinary Catheter	No	
Indwelling Urinary Catheter Care Protocol Followed		Closed System Intact, Bag Hung Below Bladder, Catheter Properly Secured, Tubing Free of Kinks
Urinary Catheter Patency		Patent/Draining
Urine Color		Pale Yellow
Document 10/30/22 08:00 LH (Rec: 10/30/22 09:54 LH Laptop)		
Urinary Catheter		
Urinary Catheter Documentation		
Document Only What is Done or Assessed		
Catheter Type		Urethral Catheter
Reason for Indwelling Urinary Catheter		Critical Care ONLY: Strict I&O, Surgical Procedure
Management		Management
What is being documented		
Criteria to Remove Catheter Per Protocol		Does Not Meet Criteria
Meets Criteria for Indwelling Urinary Catheter Removal	No	
Provider Called to Remove Indwelling Urinary Catheter	No	
Order Received to Remove Indwelling Urinary Catheter	No	
Indwelling Urinary Catheter Care Protocol Followed		Closed System Intact, Bag Hung Below Bladder, Catheter Properly Secured, Tubing Free of Kinks
Urinary Catheter Patency		Patent/Draining
Urine Color		Pale Yellow
Document 10/30/22 20:00 XD (Rec: 10/30/22 20:32 XD Desktop)		
Urinary Catheter		
Urinary Catheter Documentation		
Document Only What is Done or Assessed		
Catheter Type		Urethral Catheter
Reason for Indwelling Urinary Catheter		Critical Care ONLY: Strict I&O, Surgical Procedure
Management		Management
What is being documented		
Criteria to Remove Catheter Per Protocol		Does Not Meet Criteria
Meets Criteria for Indwelling Urinary Catheter Removal	No	
Provider Called to Remove Indwelling Urinary Catheter	No	
Order Received to Remove Indwelling Urinary Catheter	No	

Lyons, Kathleen A

Facility: Queen of the Valley Hospital **Location:** Q 1 Intensive Care Unit
 61 F 07/13/1961 **Med Rec Num:** MR01483046

Room-Bed: QI007-A
Visit: QH0054940416

Interventions - Continued

Indwelling Urinary Catheter Care Protocol Followed	Closed System Intact, Bag Hung Below Bladder, Catheter Properly Secured, Tubing Free of Kinks
Urinary Catheter Patency	Patent/Draining
Urine Color	Pale Yellow
Document 10/31/22 08:00 CO (Rec: 10/31/22 08:20 CO Desktop)	
Urinary Catheter	
Urinary Catheter Documentation	
Document Only What is Done or Assessed	
Catheter Type	Urethral Catheter
Reason for Indwelling Urinary Catheter	Critical Care ONLY: Strict I&O, Management
What is being documented	
Management	
Criteria to Remove Catheter Per Protocol	Does Not Meet Criteria
Meets Criteria for Indwelling Urinary Catheter Removal	No
Provider Called to Remove Indwelling Urinary Catheter	No
Order Received to Remove Indwelling Urinary Catheter	No
Indwelling Urinary Catheter Care Protocol Followed	Closed System Intact, Bag Hung Below Bladder, Catheter Properly Secured, Tubing Free of Kinks
Urinary Catheter Patency	Patent/Draining
Urine Color	Pale Yellow
Document 10/31/22 20:00 ST (Rec: 10/31/22 21:53 ST Desktop)	
Urinary Catheter	
Urinary Catheter Documentation	
Document Only What is Done or Assessed	
Catheter Type	Urethral Catheter
Reason for Indwelling Urinary Catheter	Critical Care ONLY: Strict I&O Management
What is being documented	
Management	
Criteria to Remove Catheter Per Protocol	Does Not Meet Criteria
Meets Criteria for Indwelling Urinary Catheter Removal	No
Provider Called to Remove Indwelling Urinary Catheter	No
Order Received to Remove Indwelling Urinary Catheter	No
Indwelling Urinary Catheter Care Protocol Followed	Closed System Intact, Bag Hung Below Bladder, Catheter Properly Secured,

Lyons, Kathleen A

Facility: Queen of the Valley Hospital **Location:** Q 1 Intensive Care Unit
 61 F 07/13/1961 **Med Rec Num:** MR01483046

Room-Bed: QI007-A
Visit: QH0054940416

Interventions - Continued

Urinary Catheter Patency	Tubing Free of Kinks
Urine Color	Patent/Draining
Document 11/01/22 08:00 RD (Rec: 11/01/22 08:56 RD Desktop)	Pale Yellow
Urinary Catheter	
Urinary Catheter Documentation	
Document Only What is Done or Assessed	Urethral Catheter
Catheter Type	Critical Care ONLY: Strict I&O
Reason for Indwelling Urinary Catheter	Management
What is being documented	
Management	
Criteria to Remove Catheter Per Protocol	Does Not Meet Criteria
Meets Criteria for Indwelling Urinary Catheter Removal	No
Provider Called to Remove Indwelling Urinary Catheter	No
Order Received to Remove Indwelling Urinary Catheter	No
Indwelling Urinary Catheter Care Protocol Followed	Closed System Intact, Bag Hung Below Bladder, Catheter Properly Secured, Tubing Free of Kinks
	Patent/Draining
	Dark Yellow
Urinary Catheter Patency	
Urine Color	
Document 11/01/22 20:00 ST (Rec: 11/01/22 23:21 ST Desktop)	
Urinary Catheter	
Urinary Catheter Documentation	
Document Only What is Done or Assessed	Urethral Catheter
Catheter Type	Critical Care ONLY: Strict I&O
Reason for Indwelling Urinary Catheter	Management
What is being documented	
Management	
Criteria to Remove Catheter Per Protocol	Does Not Meet Criteria
Meets Criteria for Indwelling Urinary Catheter Removal	No
Provider Called to Remove Indwelling Urinary Catheter	No
Order Received to Remove Indwelling Urinary Catheter	No
Indwelling Urinary Catheter Care Protocol Followed	Closed System Intact, Bag Hung Below Bladder, Catheter Properly Secured, Tubing Free of Kinks
	Patent/Draining
	Clear, Amber
Urinary Catheter Patency	
Urine Color	

Lyons, Kathleen A

Facility: Queen of the Valley Hospital **Location:** Q 1 Intensive Care Unit
 61 F 07/13/1961 **Med Rec Num:** MR01483046

Room-Bed: QI007-A
Visit: QH0054940416

Interventions - Continued

Urine Odor	Strong
Document 11/02/22 08:00 EC (Rec: 11/02/22 10:13 EC Desktop)	
Urinary Catheter	
Urinary Catheter Documentation	
Document Only What is Done or Assessed	
Catheter Type	Urethral Catheter
Reason for Indwelling Urinary Catheter	Critical Care ONLY: Strict I&O Management
What is being documented	
Placement	
Urinary Catheter Date of Insertion	10/26/22
Management	
Criteria to Remove Catheter Per Protocol	Does Not Meet Criteria
Meets Criteria for Indwelling Urinary Catheter Removal	No
Provider Called to Remove Indwelling Urinary Catheter	No
Order Received to Remove Indwelling Urinary Catheter	No
Indwelling Urinary Catheter Care Protocol Followed	Closed System Intact, Bag Hung Below Bladder, Catheter Properly Secured, Tubing Free of Kinks
Urinary Catheter Patency	Patent/Draining Clear, Amber
Urine Color	Strong
Urine Odor	
Document 11/02/22 20:00 HL (Rec: 11/02/22 20:31 HL Other)	
Urinary Catheter	
Urinary Catheter Documentation	
Document Only What is Done or Assessed	
Catheter Type	Urethral Catheter
Reason for Indwelling Urinary Catheter	Critical Care ONLY: Strict I&O Management
What is being documented	
Placement	
Urinary Catheter Date of Insertion	10/26/22
Management	
Criteria to Remove Catheter Per Protocol	Does Not Meet Criteria
Meets Criteria for Indwelling Urinary Catheter Removal	No
Provider Called to Remove Indwelling Urinary Catheter	No
Order Received to Remove Indwelling Urinary Catheter	No
Indwelling Urinary Catheter Care Protocol Followed	Closed System Intact, Bag Hung Below Bladder, Catheter Properly Secured,

Lyons, Kathleen A

Facility: Queen of the Valley Hospital **Location:** Q 1 Intensive Care Unit
 61 F 07/13/1961 **Med Rec Num:** MR01483046

Room-Bed: QI007-A
Visit: QH0054940416

Interventions - Continued

Urinary Catheter Patency		Tubing Free of Kinks
Urine Color		Patent/Draining
Urine Odor		Clear, Amber
Document 11/03/22 08:00 CO (Rec: 11/03/22 08:21 CO Desktop)		Strong
Urinary Catheter		
Urinary Catheter Documentation		
Document Only What is Done or Assessed		Urethral Catheter
Catheter Type		Critical Care ONLY: Strict I&O
Reason for Indwelling Urinary Catheter		Management
What is being documented		
Placement		
Urinary Catheter Date of Insertion	10/26/22	
Management		
Criteria to Remove Catheter Per Protocol		Does Not Meet Criteria
Meets Criteria for Indwelling Urinary Catheter Removal	No	
Provider Called to Remove Indwelling Urinary Catheter	No	
Order Received to Remove Indwelling Urinary Catheter	No	
Indwelling Urinary Catheter Care Protocol Followed		Closed System Intact, Bag Hung Below Bladder, Catheter Properly Secured, Tubing Free of Kinks
		Patent/Draining
		Clear, Amber
		Strong
Urinary Catheter Patency		
Urine Color		
Urine Odor		
Document 11/03/22 20:00 HL (Rec: 11/03/22 20:27 HL Desktop)		
Urinary Catheter		
Urinary Catheter Documentation		
Document Only What is Done or Assessed		Urethral Catheter
Catheter Type		Critical Care ONLY: Strict I&O
Reason for Indwelling Urinary Catheter		Management
What is being documented		
Placement		
Urinary Catheter Date of Insertion	10/26/22	
Management		
Criteria to Remove Catheter Per Protocol		Does Not Meet Criteria
Meets Criteria for Indwelling Urinary Catheter Removal	No	
Provider Called to Remove Indwelling Urinary Catheter	No	

Lyons, Kathleen A

Facility: Queen of the Valley Hospital **Location:** Q 1 Intensive Care Unit
 61 F 07/13/1961 **Med Rec Num:** MR01483046

Room-Bed: QI007-A
Visit: QH0054940416

Interventions - Continued

Order Received to Remove Indwelling Urinary Catheter	No	
Indwelling Urinary Catheter Care Protocol Followed	Closed System Intact, Bag Hung Below Bladder, Catheter Properly Secured, Tubing Free of Kinks	
Urinary Catheter Patency	Patent/Draining	
Urine Color	Dark Yellow	
Urine Odor	Strong	
Document 11/04/22 08:00 CO (Rec: 11/04/22 08:28 CO Desktop)		
Urinary Catheter		
Urinary Catheter Documentation		
Document Only What is Done or Assessed		
Catheter Type	Urethral Catheter	
Reason for Indwelling Urinary Catheter	Critical Care ONLY: Strict I&O	
What is being documented	Management	
Placement		
Urinary Catheter Date of Insertion	10/26/22	
Management		
Criteria to Remove Catheter Per Protocol	Does Not Meet Criteria	
Meets Criteria for Indwelling Urinary Catheter Removal	No	
Provider Called to Remove Indwelling Urinary Catheter	No	
Order Received to Remove Indwelling Urinary Catheter	No	
Indwelling Urinary Catheter Care Protocol Followed	Closed System Intact, Bag Hung Below Bladder, Catheter Properly Secured, Tubing Free of Kinks	
Urinary Catheter Patency	Patent/Draining	
Urine Color	Dark Yellow	
Urine Odor	Strong	
Document 11/04/22 20:00 KC (Rec: 11/04/22 21:18 KC Desktop)		
Urinary Catheter		
Urinary Catheter Documentation		
Document Only What is Done or Assessed		
Catheter Type	Urethral Catheter	
Reason for Indwelling Urinary Catheter	Critical Care ONLY: Strict I&O	
What is being documented	Management	
Placement		
Urinary Catheter Date of Insertion	10/26/22	
Management		

Lyons, Kathleen A

Facility: Queen of the Valley Hospital **Location:** Q 1 Intensive Care Unit
 61 F 07/13/1961 **Med Rec Num:** MR01483046

Room-Bed: QI007-A
Visit: QH0054940416

Interventions - Continued

Criteria to Remove Catheter Per Protocol	Does Not Meet Criteria
Meets Criteria for Indwelling Urinary Catheter Removal	No
Provider Called to Remove Indwelling Urinary Catheter	No
Order Received to Remove Indwelling Urinary Catheter	No
Indwelling Urinary Catheter Care Protocol Followed	Closed System Intact, Bag Hung Below Bladder, Catheter Properly Secured, Tubing Free of Kinks
Urinary Catheter Patency	Patent/Draining
Urine Color	Dark Yellow
Urine Odor	Strong
Document 11/05/22 08:00 JM (Rec: 11/05/22 10:59 JM Desktop)	
Urinary Catheter	
Urinary Catheter Documentation	
Document Only What is Done or Assessed	
Catheter Type	Urethral Catheter
Reason for Indwelling Urinary Catheter	Critical Care ONLY: Strict I&O Management
What is being documented	
Placement	10/26/22
Urinary Catheter Date of Insertion	
Management	
Criteria to Remove Catheter Per Protocol	Does Not Meet Criteria
Meets Criteria for Indwelling Urinary Catheter Removal	No
Provider Called to Remove Indwelling Urinary Catheter	No
Order Received to Remove Indwelling Urinary Catheter	No
Indwelling Urinary Catheter Care Protocol Followed	Closed System Intact, Bag Hung Below Bladder, Catheter Properly Secured, Tubing Free of Kinks
Urinary Catheter Patency	Patent/Draining
Urine Color	Dark Yellow
Document 11/05/22 20:00 KC (Rec: 11/05/22 21:15 KC Desktop)	
Urinary Catheter	
Urinary Catheter Documentation	
Document Only What is Done or Assessed	
Catheter Type	Urethral Catheter
Reason for Indwelling Urinary Catheter	Critical Care ONLY: Strict I&O Management
What is being documented	
Placement	

Iyons, Kathleen A

Facility: Queen of the Valley Hospital **Location:** Q 1 Intensive Care Unit
 61 F 07/13/1961 **Med Rec Num:** MR01483046

Room-Bed: QI007-A
Visit: QH0054940416

Interventions - Continued

Urinary Catheter Date of Insertion Management	10/26/22	
Criteria to Remove Catheter Per Protocol	Does Not Meet Criteria	
Meets Criteria for Indwelling Urinary Catheter Removal	No	
Provider Called to Remove Indwelling Urinary Catheter	No	
Order Received to Remove Indwelling Urinary Catheter	No	
Indwelling Urinary Catheter Care Protocol Followed	Closed System Intact, Bag Hung Below Bladder, Catheter Properly Secured, Tubing Free of Kinks Patent/Draining Dark Yellow	
Urinary Catheter Patency		
Urine Color		
Document 11/06/22 08:00 JM (Rec: 11/06/22 11:01 JM Desktop)		
Urinary Catheter		
Urinary Catheter Documentation		
Document Only What is Done or Assessed	Urethral Catheter	
Catheter Type	Critical Care ONLY: Strict I&O Management	
Reason for Indwelling Urinary Catheter		
What is being documented		
Placement	10/26/22	
Urinary Catheter Date of Insertion Management		
Criteria to Remove Catheter Per Protocol	Does Not Meet Criteria	
Meets Criteria for Indwelling Urinary Catheter Removal	No	
Provider Called to Remove Indwelling Urinary Catheter	No	
Order Received to Remove Indwelling Urinary Catheter	No	
Indwelling Urinary Catheter Care Protocol Followed	Closed System Intact, Bag Hung Below Bladder, Catheter Properly Secured, Tubing Free of Kinks Patent/Draining Bright Yellow	
Urinary Catheter Patency		
Urine Color		
Document 11/06/22 20:00 KC (Rec: 11/06/22 21:18 KC Desktop)		
Urinary Catheter		
Urinary Catheter Documentation		
Document Only What is Done or Assessed	Urethral Catheter	
Catheter Type	Critical Care ONLY: Strict I&O Management	
Reason for Indwelling Urinary Catheter		
What is being documented		

Iyons, Kathleen A

Facility: Queen of the Valley Hospital **Location:** Q 1 Intensive Care Unit
 61 F 07/13/1961 **Med Rec Num:** MR01483046

Room-Bed: QI007-A
Visit: QH0054940416

Interventions - Continued

Placement Urinary Catheter Date of Insertion Management	10/26/22	Does Not Meet Criteria
Criteria to Remove Catheter Per Protocol	No	
Meets Criteria for Indwelling Urinary Catheter Removal	No	
Provider Called to Remove Indwelling Urinary Catheter	No	
Order Received to Remove Indwelling Urinary Catheter	No	
Indwelling Urinary Catheter Care Protocol Followed	Closed System Intact, Bag Hung Below Bladder, Catheter Properly Secured, Tubing Free of Kinks	
Urinary Catheter Patency	Patent/Draining	
Urine Color	Bright Yellow	
Document 11/07/22 08:00 RD (Rec: 11/07/22 09:25 RD Desktop)		
Urinary Catheter		
Urinary Catheter Documentation	Urethral Catheter	
Document Only What is Done or Assessed	Critical Care ONLY: Strict I&O	
Catheter Type	Management	
What is being documented	10/26/22	
Placement		
Urinary Catheter Date of Insertion	Does Not Meet Criteria	
Management	No	
Criteria to Remove Catheter Per Protocol	No	
Meets Criteria for Indwelling Urinary Catheter Removal	No	
Provider Called to Remove Indwelling Urinary Catheter	No	
Order Received to Remove Indwelling Urinary Catheter	No	
Indwelling Urinary Catheter Care Protocol Followed	Closed System Intact, Bag Hung Below Bladder, Catheter Properly Secured, Tubing Free of Kinks	
Urinary Catheter Patency	Patent/Draining	
Urine Color	Bright Yellow	
Document 11/07/22 20:00 CMS (Rec: 11/07/22 20:03 CMS Desktop)		
Urinary Catheter		
Urinary Catheter Documentation	Urethral Catheter	
Document Only What is Done or Assessed	Critical Care ONLY: Strict I&O	
Catheter Type		
Reason for Indwelling Urinary Catheter		

Lyons, Kathleen A

Facility: Queen of the Valley Hospital **Location:** Q 1 Intensive Care Unit
 61 F 07/13/1961 **Med Rec Num:** MR01483046

Room-Bed: QI007-A
Visit: QH0054940416

Interventions - Continued

What is being documented	Management
Placement	10/26/22
Urinary Catheter Date of Insertion	
Management	Does Not Meet Criteria
Criteria to Remove Catheter Per Protocol	No
Meets Criteria for Indwelling Urinary Catheter Removal	No
Provider Called to Remove Indwelling Urinary Catheter	No
Order Received to Remove Indwelling Urinary Catheter	Closed System Intact, Bag Hung Below
Indwelling Urinary Catheter Care Protocol Followed	Bladder, Catheter Properly Secured, Tubing Free of Kinks Patent/Draining Bright Yellow
Urinary Catheter Patency	
Urine Color	Bright Yellow
Document 11/08/22 08:00 JD (Rec: 11/08/22 08:53 JD Desktop)	
Urinary Catheter	
Urinary Catheter Documentation	Urethral Catheter
Document Only What is Done or Assessed	Critical Care ONLY: Strict I&O
Catheter Type	Management
Reason for Indwelling Urinary Catheter	
What is being documented	10/26/22
Placement	
Urinary Catheter Date of Insertion	
Management	Does Not Meet Criteria
Criteria to Remove Catheter Per Protocol	No
Meets Criteria for Indwelling Urinary Catheter Removal	No
Provider Called to Remove Indwelling Urinary Catheter	No
Order Received to Remove Indwelling Urinary Catheter	Closed System Intact, Bag Hung Below
Indwelling Urinary Catheter Care Protocol Followed	Bladder, Catheter Properly Secured, Tubing Free of Kinks Patent/Draining Bright Yellow
Urinary Catheter Patency	
Urine Color	Bright Yellow
Document 11/08/22 20:00 CMS (Rec: 11/08/22 20:13 CMS Desktop)	
Urinary Catheter	
Urinary Catheter Documentation	Urethral Catheter
Document Only What is Done or Assessed	
Catheter Type	

Iyons, Kathleen A

Facility: Queen of the Valley Hospital **Location:** Q 1 Intensive Care Unit
 61 F 07/13/1961 **Med Rec Num:** MR01483046

Room-Bed: QI007-A
Visit: QH0054940416

Interventions - Continued

Reason for Indwelling Urinary Catheter What is being documented	Critical Care ONLY: Strict I&O Management
Placement Urinary Catheter Date of Insertion Management	10/26/22 Does Not Meet Criteria
Criteria to Remove Catheter Per Protocol Meets Criteria for Indwelling Urinary Catheter Removal Provider Called to Remove Indwelling Urinary Catheter Order Received to Remove Indwelling Urinary Catheter Indwelling Urinary Catheter Care Protocol Followed	No No No Closed System Intact, Bag Hung Below Bladder, Catheter Properly Secured, Tubing Free of Kinks Patent/Draining Bright Yellow
Urinary Catheter Patency Urine Color	
Document 11/09/22 08:00 JD (Rec: 11/09/22 08:16 JD Desktop)	
Urinary Catheter Urinary Catheter Documentation Document Only What is Done or Assessed	Urethral Catheter Critical Care ONLY: Strict I&O Management
Catheter Type Reason for Indwelling Urinary Catheter What is being documented Placement Urinary Catheter Date of Insertion Management	10/26/22 Does Not Meet Criteria No No No
Criteria to Remove Catheter Per Protocol Meets Criteria for Indwelling Urinary Catheter Removal Provider Called to Remove Indwelling Urinary Catheter Order Received to Remove Indwelling Urinary Catheter Indwelling Urinary Catheter Care Protocol Followed	Closed System Intact, Bag Hung Below Bladder, Catheter Properly Secured, Tubing Free of Kinks Patent/Draining Bright Yellow
Urinary Catheter Patency Urine Color	
Document 11/09/22 20:00 MA (Rec: 11/09/22 21:01 MA Desktop)	
Urinary Catheter Urinary Catheter Documentation Document Only What is Done or Assessed	

Iyons, Kathleen A

Facility: Queen of the Valley Hospital **Location:** Q 1 Intensive Care Unit
 61 F 07/13/1961 **Med Rec Num:** MR01483046

Room-Bed: QI007-A
Visit: QH0054940416

Interventions - Continued

Catheter Type Reason for Indwelling Urinary Catheter What is being documented Placement Urinary Catheter Date of Insertion Management Criteria to Remove Catheter Per Protocol Indwelling Urinary Catheter Care Protocol Followed	Urethral Catheter Critical Care ONLY: Strict I&O Management 10/26/22
Urinary Catheter Patency Urine Color Document 11/10/22 08:00 MN (Rec: 11/10/22 09:01 MN Desktop) Urinary Catheter Urinary Catheter Documentation Document Only What is Done or Assessed Catheter Type Reason for Indwelling Urinary Catheter What is being documented Placement Urinary Catheter Date of Insertion Management Criteria to Remove Catheter Per Protocol Indwelling Urinary Catheter Care Protocol Followed	Does Not Meet Criteria Closed System Intact, Bag Hung Below Bladder, Catheter Properly Secured, Tubing Free of Kinks Patent/Draining Bright Yellow Urethral Catheter Critical Care ONLY: Strict I&O Management 10/26/22
Urinary Catheter Patency Urine Color Document 11/10/22 20:00 AV (Rec: 11/10/22 20:27 AV Desktop) Urinary Catheter Urinary Catheter Documentation Document Only What is Done or Assessed Catheter Type Reason for Indwelling Urinary Catheter What is being documented Placement Urinary Catheter Date of Insertion	Does Not Meet Criteria Closed System Intact, Bag Hung Below Bladder, Catheter Properly Secured, Tubing Free of Kinks Patent/Draining Bright Yellow Urethral Catheter Critical Care ONLY: Strict I&O Management 10/26/22

Lyons, Kathleen A

Facility: Queen of the Valley Hospital **Location:** Q 1 Intensive Care Unit
 61 F 07/13/1961 **Med Rec Num:** MR01483046

Room-Bed: QI007-A
Visit: QH0054940416

Interventions - Continued

Management	Criteria to Remove Catheter Per Protocol	Does Not Meet Criteria
	Indwelling Urinary Catheter Care Protocol Followed	Closed System Intact, Bag Hung Below Bladder, Catheter Properly Secured, Tubing Free of Kinks
Urinary Catheter Patency		Patent/Draining
Urine Color		Bright Yellow
Document 11/11/22 08:00 MN (Rec: 11/11/22 10:12 MN Desktop)		
Urinary Catheter		
Urinary Catheter Documentation		
Document Only What is Done or Assessed		
Catheter Type		Urethral Catheter
Reason for Indwelling Urinary Catheter		Critical Care ONLY: Strict I&O Management
What is being documented		
Placement		10/26/22
Urinary Catheter Date of Insertion		
Management	Criteria to Remove Catheter Per Protocol	Does Not Meet Criteria
	Indwelling Urinary Catheter Care Protocol Followed	Closed System Intact, Bag Hung Below Bladder, Catheter Properly Secured, Tubing Free of Kinks
Urinary Catheter Patency		Patent/Draining
Urine Color		Bright Yellow
Document 11/11/22 20:00 CMS (Rec: 11/11/22 20:26 CMS Desktop)		
Urinary Catheter		
Urinary Catheter Documentation		
Document Only What is Done or Assessed		
Catheter Type		Urethral Catheter
Reason for Indwelling Urinary Catheter		Critical Care ONLY: Strict I&O Management
What is being documented		
Placement		10/26/22
Urinary Catheter Date of Insertion		
Management	Criteria to Remove Catheter Per Protocol	Does Not Meet Criteria
	Indwelling Urinary Catheter Care Protocol Followed	Closed System Intact, Bag Hung Below Bladder, Catheter Properly Secured, Tubing Free of Kinks

Lyons, Kathleen A

Facility: Queen of the Valley Hospital **Location:** Q 1 Intensive Care Unit
 61 F 07/13/1961 **Med Rec Num:** MR01483046

Room-Bed: QI007-A
Visit: QH0054940416

Interventions - Continued

Urinary Catheter Patency Urine Color Document 11/12/22 08:00 CO (Rec: 11/12/22 08:19 CO Desktop)	Patent/Draining Bright Yellow
Urinary Catheter Urinary Catheter Documentation Document Only What is Done or Assessed Catheter Type Reason for Indwelling Urinary Catheter What is being documented Placement Urinary Catheter Date of Insertion Management	Urethral Catheter Critical Care ONLY: Strict I&O Management 10/26/22
Criteria to Remove Catheter Per Protocol Indwelling Urinary Catheter Care Protocol Followed	Does Not Meet Criteria Closed System Intact, Bag Hung Below Bladder, Catheter Properly Secured, Tubing Free of Kinks
Urinary Catheter Patency Urine Color Document 11/12/22 23:59 JAB (Rec: 11/13/22 00:24 JAB Desktop)	Patent/Draining Bright Yellow
Urinary Catheter Urinary Catheter Documentation Document Only What is Done or Assessed Catheter Type Reason for Indwelling Urinary Catheter What is being documented Placement Urinary Catheter Date of Insertion Management	Urethral Catheter Critical Care ONLY: Strict I&O Management 10/26/22
Criteria to Remove Catheter Per Protocol Indwelling Urinary Catheter Care Protocol Followed	Does Not Meet Criteria Closed System Intact, Bag Hung Below Bladder, Catheter Properly Secured, Tubing Free of Kinks
Urinary Catheter Patency Urine Color Document 11/12/22 23:59 JAB (Rec: 11/13/22 00:24 JAB Desktop)	Patent/Draining Bright Yellow
Urinary Catheter Urinary Catheter Documentation	

Iyons, Kathleen A

Facility: Queen of the Valley Hospital **Location:** Q 1 Intensive Care Unit
 61 F 07/13/1961 **Med Rec Num:** MR01483046

Room-Bed: QI007-A
Visit: QH0054940416

Interventions - Continued

Document Only What is Done or Assessed	Urethral Catheter
Catheter Type	Critical Care ONLY: Strict I&O
Reason for Indwelling Urinary Catheter	Management
What is being documented	
Placement	10/26/22
Urinary Catheter Date of Insertion	
Management	Does Not Meet Criteria
Criteria to Remove Catheter Per Protocol	Closed System Intact, Bag Hung Below
Indwelling Urinary Catheter Care Protocol Followed	Bladder, Catheter Properly Secured, Tubing Free of Kinks
Urinary Catheter Patency	Patent/Draining
Urine Color	Bright Yellow
Document 11/13/22 08:00 CO (Rec: 11/13/22 08:33 CO Desktop)	
Urinary Catheter	
Urinary Catheter Documentation	Urethral Catheter
Document Only What is Done or Assessed	Critical Care ONLY: Strict I&O
Catheter Type	Management
Reason for Indwelling Urinary Catheter	
What is being documented	
Placement	10/26/22
Urinary Catheter Date of Insertion	
Management	Does Not Meet Criteria
Criteria to Remove Catheter Per Protocol	Closed System Intact, Bag Hung Below
Indwelling Urinary Catheter Care Protocol Followed	Bladder, Catheter Properly Secured, Tubing Free of Kinks
Urinary Catheter Patency	Patent/Draining
Urine Color	Bright Yellow
Document 11/13/22 20:00 HL (Rec: 11/13/22 20:35 HL Desktop)	
Urinary Catheter	
Urinary Catheter Documentation	Urethral Catheter
Document Only What is Done or Assessed	Critical Care ONLY: Strict I&O
Catheter Type	Management
Reason for Indwelling Urinary Catheter	
What is being documented	
Placement	

Lyons, Kathleen A

Facility: Queen of the Valley Hospital **Location:** Q 1 Intensive Care Unit
 61 F 07/13/1961 **Med Rec Num:** MR01483046

Room-Bed: QI007-A
Visit: QH0054940416

Interventions - Continued

Urinary Catheter Date of Insertion Management Criteria to Remove Catheter Per Protocol Indwelling Urinary Catheter Care Protocol Followed	10/26/22 Does Not Meet Criteria Closed System Intact, Bag Hung Below Bladder, Catheter Properly Secured, Tubing Free of Kinks Patent/Draining Bright Yellow
Urinary Catheter Patency Urine Color Document 11/14/22 08:00 JM (Rec: 11/14/22 11:45 JM Desktop) Urinary Catheter	Urethral Catheter Critical Care ONLY: Strict I&O Management 10/26/22
Urinary Catheter Documentation Document Only What is Done or Assessed Catheter Type Reason for Indwelling Urinary Catheter What is being documented Placement Urinary Catheter Date of Insertion Management	Does Not Meet Criteria No No No Closed System Intact, Bag Hung Below Bladder, Catheter Properly Secured, Tubing Free of Kinks Patent/Draining Bright Yellow
Urinary Catheter Patency Urine Color Document 11/14/22 20:00 MA (Rec: 11/14/22 20:58 MA Desktop) Urinary Catheter	Urethral Catheter Critical Care ONLY: Strict I&O Management 10/26/22

Lyons, Kathleen A

Facility: Queen of the Valley Hospital **Location:** Q 1 Intensive Care Unit
 61 F 07/13/1961 **Med Rec Num:** MR01483046

Room-Bed: QI007-A
Visit: QH0054940416

Interventions - Continued

Criteria to Remove Catheter Per Protocol	Does Not Meet Criteria
Meets Criteria for Indwelling Urinary Catheter Removal	No
Provider Called to Remove Indwelling Urinary Catheter	No
Order Received to Remove Indwelling Urinary Catheter	No
Indwelling Urinary Catheter Care Protocol Followed	Closed System Intact, Bag Hung Below Bladder, Catheter Properly Secured, Tubing Free of Kinks
Urinary Catheter Patency	Patent/Draining
Urine Color	Bright Yellow
Document 11/15/22 08:00 RD (Rec: 11/15/22 10:40 RD Desktop)	
Urinary Catheter	
Urinary Catheter Documentation	
Document Only What is Done or Assessed	Urethral Catheter
Catheter Type	Critical Care ONLY: Strict I&O
Reason for Indwelling Urinary Catheter	Management
What is being documented	
Placement	
Urinary Catheter Date of Insertion	10/26/22
Management	
Criteria to Remove Catheter Per Protocol	Does Not Meet Criteria
Meets Criteria for Indwelling Urinary Catheter Removal	No
Provider Called to Remove Indwelling Urinary Catheter	No
Order Received to Remove Indwelling Urinary Catheter	No
Indwelling Urinary Catheter Care Protocol Followed	Closed System Intact, Bag Hung Below Bladder, Catheter Properly Secured, Tubing Free of Kinks
Urinary Catheter Patency	Patent/Draining
Urine Color	Bright Yellow
Document 11/15/22 20:00 KC (Rec: 11/15/22 20:09 KC Desktop)	
Urinary Catheter	
Urinary Catheter Documentation	
Document Only What is Done or Assessed	Urethral Catheter
Catheter Type	Critical Care ONLY: Strict I&O
Reason for Indwelling Urinary Catheter	Management
What is being documented	
Placement	
Urinary Catheter Date of Insertion	10/26/22

Iyons, Kathleen A

Facility: Queen of the Valley Hospital **Location:** Q 1 Intensive Care Unit
 61 F 07/13/1961 **Med Rec Num:** MR01483046

Room-Bed: QI007-A
Visit: QH0054940416

Interventions - Continued

Management	Criteria to Remove Catheter Per Protocol	Does Not Meet Criteria
	Meets Criteria for Indwelling Urinary Catheter Removal	No
	Provider Called to Remove Indwelling Urinary Catheter	No
	Order Received to Remove Indwelling Urinary Catheter	No
	Indwelling Urinary Catheter Care Protocol Followed	Closed System Intact, Bag Hung Below Bladder, Catheter Properly Secured, Tubing Free of Kinks
	Urinary Catheter Patency	Patent/Draining
	Urine Color	Bright Yellow
Document 11/16/22 08:00 JM (Rec: 11/16/22 09:15 JM Desktop)	Urinary Catheter	
	Urinary Catheter Documentation	
	Document Only What is Done or Assessed	
	Catheter Type	Urethral Catheter
	Reason for Indwelling Urinary Catheter	Critical Care ONLY: Strict I&O Management
	What is being documented	
	Placement	10/26/22
	Urinary Catheter Date of Insertion	
	Management	
	Criteria to Remove Catheter Per Protocol	Does Not Meet Criteria
	Meets Criteria for Indwelling Urinary Catheter Removal	No
	Provider Called to Remove Indwelling Urinary Catheter	No
	Order Received to Remove Indwelling Urinary Catheter	No
	Indwelling Urinary Catheter Care Protocol Followed	Closed System Intact, Bag Hung Below Bladder, Catheter Properly Secured, Tubing Free of Kinks
	Urinary Catheter Patency	Patent/Draining
	Urine Color	Bright Yellow
Document 11/16/22 13:00 JM (Rec: 11/16/22 14:01 JM Desktop)	Urinary Catheter	
	Urinary Catheter Documentation	
	Document Only What is Done or Assessed	
	Catheter Type	Urethral Catheter
	Reason for Indwelling Urinary Catheter	Critical Care ONLY: Strict I&O Removal
	What is being documented	
	Placement	

Lyons, Kathleen A

Facility: Queen of the Valley Hospital **Location:** Q 1 Intensive Care Unit
 61 F 07/13/1961 **Med Rec Num:** MR01483046

Room-Bed: QI007-A
Visit: QH0054940416

Interventions - Continued

Urinary Catheter Date of Insertion Management	10/26/22	Strict I&O Not Needed, Pt No Longer Critical
Criteria to Remove Catheter Per Protocol		
Meets Criteria for Indwelling Urinary Catheter Removal	Yes	
Provider Called to Remove Indwelling Urinary Catheter	Yes	
Order Received to Remove Indwelling Urinary Catheter	Yes	
Indwelling Urinary Catheter Care Protocol Followed		Closed System Intact, Bag Hung Below Bladder, Catheter Properly Secured, Tubing Free of Kinks
Urinary Catheter Patency		Patent/Draining
Urine Color		Bright Yellow
Removal		
Date Urinary Catheter Removed	11/16/22	
Time Urinary Catheter Removed	13:00	
# Attempts to Remove	1	
Amount Removed from Balloon (cc)	10	
Urinary Catheter Intact After Removal	Yes	Inform Nurse of 1st Void & Amount, Inform Nurse if Experience Urinary Retention Symptoms, Encourage Repositioning if No Urge to Void
Post Catheter Removal Education Given		
Time Due to Void (Six Hours After Catheter Removed)		19:00
Document 11/16/22 20:00 CMS (Rec: 11/16/22 20:03 CMS Desktop)		
Urinary Catheter		
Urinary Catheter Documentation		
Document Only What is Done or Assessed		
Catheter Type		Urethral Catheter
Reason for Indwelling Urinary Catheter		Critical Care ONLY: Strict I&O Removal
What is being documented		
Placement		
Urinary Catheter Date of Insertion Management	10/26/22	
Criteria to Remove Catheter Per Protocol		Strict I&O Not Needed, Pt No Longer Critical
Meets Criteria for Indwelling Urinary Catheter Removal	Yes	
Provider Called to Remove Indwelling Urinary Catheter	Yes	

Lyons, Kathleen A

Facility: Queen of the Valley Hospital **Location:** Q 1 Intensive Care Unit
 61 F 07/13/1961 **Med Rec Num:** MR01483046

Room-Bed: QI007-A
Visit: QH0054940416

Interventions - Continued

Order Received to Remove Indwelling Urinary Catheter	Yes
Indwelling Urinary Catheter Care Protocol Followed	Closed System Intact, Bag Hung Below Bladder, Catheter Properly Secured, Tubing Free of Kinks
Urinary Catheter Patency	Patent/Draining
Urine Color	Bright Yellow
Removal	
Date Urinary Catheter Removed	11/16/22
Time Urinary Catheter Removed	13:00
# Attempts to Remove	1
Amount Removed from Balloon (cc)	10
Urinary Catheter Intact After Removal	Yes
Post Catheter Removal Education Given	Inform Nurse of 1st Void & Amount, Inform Nurse if Experience Urinary Retention Symptoms, Encourage Repositioning if No Urge to Void
Time Due to Void (Six Hours After Catheter Removed)	19:00
Document 11/17/22 00:31 CMS (Rec: 11/17/22 00:33 CMS Desktop)	
Urinary Catheter Documentation	
Document Only What is Done or Assessed	Urethral Catheter
Catheter Type	Critical Care ONLY: Strict I&O Placement
Reason for Indwelling Urinary Catheter	
What is being documented	
Placement	
Urinary Catheter Date of Insertion	11/17/22
Urinary Catheter Time of Insertion	00:30
Urinary Catheter Present on Arrival to Hospital?	No
Urinary Catheter Size (12-18 French)	16
Urinary Catheter Balloon Amount (ml)	10
Foley Catheter Leg Bag Applied	Yes
Output, Urine Amount (ml)	300
Aseptic Technique Met	Yes
Management	
Urinary Catheter Placement Elapsed Time	0 days, 0 hours, 1 minutes
Criteria to Remove Catheter Per Protocol	Does Not Meet Criteria
Meets Criteria for Indwelling Urinary Catheter Removal	No

Lyons, Kathleen A

Facility: Queen of the Valley Hospital **Location:** Q 1 Intensive Care Unit
 61 F 07/13/1961 **Med Rec Num:** MR01483046

Room-Bed: QI007-A
Visit: QH0054940416

Interventions - Continued

Provider Called to Remove Indwelling Urinary Catheter	No	
Order Received to Remove Indwelling Urinary Catheter	No	
Indwelling Urinary Catheter Care Protocol Followed	Closed System Intact, Bag Hung Below Bladder, Catheter Properly Secured, Tubing Free of Kinks	
Urinary Catheter Patency	Patent/Draining	
Urine Color	Bright Yellow	
Document 11/17/22 08:00 JMV (Rec: 11/17/22 11:38 JMV Desktop)		
Urinary Catheter		
Urinary Catheter Documentation		
Document Only What is Done or Assessed		
Catheter Type	Urethral Catheter	
Reason for Indwelling Urinary Catheter	Acute Urinary Retention	
What is being documented	Management	
Placement		
Urinary Catheter Date of Insertion	11/17/22	
Urinary Catheter Time of Insertion	00:30	
Management		
Urinary Catheter Placement Elapsed Time	0 days, 11 hours, 8 minutes	
Criteria to Remove Catheter Per Protocol	Does Not Meet Criteria	
Meets Criteria for Indwelling Urinary Catheter Removal	No	
Provider Called to Remove Indwelling Urinary Catheter	No	
Order Received to Remove Indwelling Urinary Catheter	No	
Indwelling Urinary Catheter Care Protocol Followed	Closed System Intact, Bag Hung Below Bladder, Catheter Properly Secured, Tubing Free of Kinks	
Urinary Catheter Patency	Patent/Draining	
Urine Color	Bright Yellow	
Document 11/17/22 20:00 CMS (Rec: 11/17/22 22:18 CMS Desktop)		
Urinary Catheter		
Urinary Catheter Documentation		
Document Only What is Done or Assessed		
Catheter Type	Urethral Catheter	
Reason for Indwelling Urinary Catheter	Acute Urinary Retention	
What is being documented	Management	
Placement		
Urinary Catheter Date of Insertion	11/17/22	

Lyons, Kathleen A

Facility: Queen of the Valley Hospital **Location:** Q 1 Intensive Care Unit
 61 F 07/13/1961 **Med Rec Num:** MR01483046

Room-Bed: QI007-A
Visit: QH0054940416

Interventions - Continued

Urinary Catheter Time of Insertion Management	00:30	
Urinary Catheter Placement Elapsed Time	0 days, 21 hours, 47 minutes	
Criteria to Remove Catheter Per Protocol	Does Not Meet Criteria	
Meets Criteria for Indwelling Urinary Catheter Removal	No	
Provider Called to Remove Indwelling Urinary Catheter	No	
Order Received to Remove Indwelling Urinary Catheter	No	
Indwelling Urinary Catheter Care Protocol Followed	Closed System Intact, Bag Hung Below Bladder, Catheter Properly Secured, Tubing Free of Kinks	
Urinary Catheter Patency	Patent/Draining	
Urine Color	Bright Yellow	
Document 11/18/22 08:00 MT (Rec: 11/18/22 09:25 MT Desktop)		
Urinary Catheter		
Urinary Catheter Documentation		
Document Only What is Done or Assessed	Urethral Catheter	
Catheter Type	Acute Urinary Retention	
Reason for Indwelling Urinary Catheter	Management	
What is being documented		
Placement		
Urinary Catheter Date of Insertion	11/17/22	
Urinary Catheter Time of Insertion	00:30	
Management		
Urinary Catheter Placement Elapsed Time	1 days, 8 hours, 8 minutes	
Criteria to Remove Catheter Per Protocol	Does Not Meet Criteria	
Meets Criteria for Indwelling Urinary Catheter Removal	No	
Provider Called to Remove Indwelling Urinary Catheter	No	
Order Received to Remove Indwelling Urinary Catheter	No	
Indwelling Urinary Catheter Care Protocol Followed	Closed System Intact, Bag Hung Below Bladder, Catheter Properly Secured, Tubing Free of Kinks	
Urinary Catheter Patency	Patent/Draining	
Urine Color	Bright Yellow	
Document 11/18/22 20:00 KC (Rec: 11/18/22 22:17 KC Desktop)		
Urinary Catheter		
Urinary Catheter Documentation		
Document Only What is Done or Assessed		

Lyons, Kathleen A

Facility: Queen of the Valley Hospital **Location:** Q 1 Intensive Care Unit
 61 F 07/13/1961 **Med Rec Num:** MR01483046

Room-Bed: QI007-A
Visit: QH0054940416

Interventions - Continued

Catheter Type	Urethral Catheter
Reason for Indwelling Urinary Catheter	Acute Urinary Retention
What is being documented	Management
Placement	
Urinary Catheter Date of Insertion	11/17/22
Urinary Catheter Time of Insertion	00:30
Management	
Urinary Catheter Placement Elapsed Time	1 days, 21 hours, 21 minutes
Criteria to Remove Catheter Per Protocol	Does Not Meet Criteria
Meets Criteria for Indwelling Urinary Catheter Removal	No
Provider Called to Remove Indwelling Urinary Catheter	No
Order Received to Remove Indwelling Urinary Catheter	No
Indwelling Urinary Catheter Care Protocol Followed	Closed System Intact, Bag Hung Below Bladder, Catheter Properly Secured, Tubing Free of Kinks Patent/Draining Bright Yellow
Urinary Catheter Patency	
Urine Color	
Document 11/18/22 23:59 KC (Rec: 11/19/22 01:20 KC Desktop)	
Urinary Catheter	
Urinary Catheter Documentation	
Document Only What is Done or Assessed	
Catheter Type	Urethral Catheter
Reason for Indwelling Urinary Catheter	Acute Urinary Retention
What is being documented	Management
Placement	
Urinary Catheter Date of Insertion	11/17/22
Urinary Catheter Time of Insertion	00:30
Management	
Urinary Catheter Placement Elapsed Time	2 days, 0 hours, 0 minutes
Criteria to Remove Catheter Per Protocol	Does Not Meet Criteria
Meets Criteria for Indwelling Urinary Catheter Removal	No
Provider Called to Remove Indwelling Urinary Catheter	No
Order Received to Remove Indwelling Urinary Catheter	No
Indwelling Urinary Catheter Care Protocol Followed	Closed System Intact, Bag Hung Below Bladder, Catheter Properly Secured, Tubing Free of Kinks Patent/Draining
Urinary Catheter Patency	

Lyons, Kathleen A

Facility: Queen of the Valley Hospital **Location:** Q 1 Intensive Care Unit
 61 F 07/13/1961 **Med Rec Num:** MR01483046

Room-Bed: QI007-A
Visit: QH0054940416

Interventions - Continued

Document	11/19/22 04:00	KC (Rec: 11/19/22 04:33	KC Desktop)	Bright Yellow
Urine Color				
Urinary Catheter				
Urinary Catheter Documentation				
Document Only What is Done or Assessed				
Catheter Type				Urethral Catheter
Reason for Indwelling Urinary Catheter				Acute Urinary Retention
What is being documented				Management
Placement				
Urinary Catheter Date of Insertion				11/17/22
Urinary Catheter Time of Insertion				00:30
Management				
Urinary Catheter Placement Elapsed Time				2 days, 3 hours, 3 minutes
Criteria to Remove Catheter Per Protocol				Does Not Meet Criteria
Meets Criteria for Indwelling Urinary Catheter Removal				No
Provider Called to Remove Indwelling Urinary Catheter				No
Order Received to Remove Indwelling Urinary Catheter				No
Indwelling Urinary Catheter Care Protocol Followed				Closed System Intact, Bag Hung Below Bladder, Catheter Properly Secured, Tubing Free of Kinks
Urinary Catheter Patency				Patent/Draining
Urine Color				Bright Yellow
Document	11/19/22 08:00	RD (Rec: 11/19/22 10:57	RD Desktop)	
Urinary Catheter				
Urinary Catheter Documentation				
Document Only What is Done or Assessed				
Catheter Type				Urethral Catheter
Reason for Indwelling Urinary Catheter				Acute Urinary Retention
What is being documented				Management
Placement				
Urinary Catheter Date of Insertion				11/17/22
Urinary Catheter Time of Insertion				00:30
Management				
Urinary Catheter Placement Elapsed Time				2 days, 10 hours, 10 minutes
Criteria to Remove Catheter Per Protocol				Does Not Meet Criteria
Meets Criteria for Indwelling Urinary Catheter Removal				No
Provider Called to Remove Indwelling Urinary Catheter				No

Lyons, Kathleen A

Facility: Queen of the Valley Hospital **Location:** Q 1 Intensive Care Unit
 61 F 07/13/1961 **Med Rec Num:** MR01483046

Room-Bed: QI007-A
Visit: QH0054940416

Interventions - Continued

Order Received to Remove Indwelling Urinary Catheter	No	
Indwelling Urinary Catheter Care Protocol Followed	Closed System Intact, Bag Hung Below Bladder, Catheter Properly Secured, Tubing Free of Kinks	
Urinary Catheter Patency	Patent/Draining	
Urine Color	Pale Yellow	
Document 11/19/22 12:00 RD (Rec: 11/19/22 13:40 RD Desktop)		
Urinary Catheter		
Urinary Catheter Documentation		
Document Only What is Done or Assessed		
Catheter Type	Urethral Catheter	
Reason for Indwelling Urinary Catheter	Acute Urinary Retention	
What is being documented	Management	
Placement		
Urinary Catheter Date of Insertion	11/17/22	
Urinary Catheter Time of Insertion	00:30	
Management		
Urinary Catheter Placement Elapsed Time	2 days, 12 hours, 12 minutes	
Criteria to Remove Catheter Per Protocol	Does Not Meet Criteria	
Meets Criteria for Indwelling Urinary Catheter Removal	No	
Provider Called to Remove Indwelling Urinary Catheter	No	
Order Received to Remove Indwelling Urinary Catheter	Closed System Intact, Bag Hung Below Bladder, Catheter Properly Secured, Tubing Free of Kinks	
Indwelling Urinary Catheter Care Protocol Followed	Patent/Draining	
Urinary Catheter Patency	Pale Yellow	
Urine Color		
Document 11/19/22 16:00 RD (Rec: 11/19/22 18:06 RD Desktop)		
Urinary Catheter		
Urinary Catheter Documentation		
Document Only What is Done or Assessed		
Catheter Type	Urethral Catheter	
Reason for Indwelling Urinary Catheter	Acute Urinary Retention	
What is being documented	Management	
Placement		
Urinary Catheter Date of Insertion	11/17/22	
Urinary Catheter Time of Insertion	00:30	

Lyons, Kathleen A

Facility: Queen of the Valley Hospital **Location:** Q 1 Intensive Care Unit
 61 F 07/13/1961 **Med Rec Num:** MR01483046

Room-Bed: QI007-A
Visit: QH0054940416

Interventions - Continued

Management					
Urinary Catheter Placement Elapsed Time				2 days, 17 hours, 17 minutes	
Criteria to Remove Catheter Per Protocol				Does Not Meet Criteria	
Meets Criteria for Indwelling Urinary Catheter Removal				No	
Provider Called to Remove Indwelling Urinary Catheter				No	
Order Received to Remove Indwelling Urinary Catheter				No	
Indwelling Urinary Catheter Care Protocol Followed				Closed System Intact, Bag Hung Below Bladder, Catheter Properly Secured, Tubing Free of Kinks Patent/Draining Pale Yellow	
Urinary Catheter Patency					
Urine Color					
Document 11/19/22 20:00 KC (Rec: 11/19/22 21:32 KC Desktop)					
Urinary Catheter					
Urinary Catheter Documentation					
Document Only What is Done or Assessed					
Catheter Type					Urethral Catheter
Reason for Indwelling Urinary Catheter					Acute Urinary Retention
What is being documented					Management
Placement					
Urinary Catheter Date of Insertion					11/17/22
Urinary Catheter Time of Insertion					00:30
Management					
Urinary Catheter Placement Elapsed Time					2 days, 21 hours, 20 minutes
Criteria to Remove Catheter Per Protocol					Does Not Meet Criteria
Meets Criteria for Indwelling Urinary Catheter Removal					No
Provider Called to Remove Indwelling Urinary Catheter					No
Order Received to Remove Indwelling Urinary Catheter					No
Indwelling Urinary Catheter Care Protocol Followed					Closed System Intact, Bag Hung Below Bladder, Catheter Properly Secured, Tubing Free of Kinks Patent/Draining Pale Yellow
Urinary Catheter Patency					
Urine Color					
Document 11/19/22 23:59 KC (Rec: 11/20/22 02:27 KC Desktop)					
Urinary Catheter					
Urinary Catheter Documentation					
Document Only What is Done or Assessed					
Catheter Type					Urethral Catheter

Lyons, Kathleen A

Facility: Queen of the Valley Hospital **Location:** Q 1 Intensive Care Unit
 61 F 07/13/1961 **Med Rec Num:** MR01483046

Room-Bed: QI007-A
Visit: QH0054940416

Interventions - Continued

Reason for Indwelling Urinary Catheter What is being documented	Acute Urinary Retention Management
Placement Urinary Catheter Date of Insertion Urinary Catheter Time of Insertion	11/17/22 00:30
Management Urinary Catheter Placement Elapsed Time Criteria to Remove Catheter Per Protocol Meets Criteria for Indwelling Urinary Catheter Removal Provider Called to Remove Indwelling Urinary Catheter Order Received to Remove Indwelling Urinary Catheter Indwelling Urinary Catheter Care Protocol Followed	3 days, 1 hours, 1 minutes Does Not Meet Criteria No No No Closed System Intact, Bag Hung Below Bladder, Catheter Properly Secured, Tubing Free of Kinks Patent/Draining Pale Yellow
Urinary Catheter Patency Urine Color	
Document 11/20/22 04:00 KC (Rec: 11/20/22 04:46 KC Desktop) Urinary Catheter Urinary Catheter Documentation Document Only What is Done or Assessed Catheter Type Reason for Indwelling Urinary Catheter What is being documented Placement Urinary Catheter Date of Insertion Urinary Catheter Time of Insertion Management Urinary Catheter Placement Elapsed Time Criteria to Remove Catheter Per Protocol Meets Criteria for Indwelling Urinary Catheter Removal Provider Called to Remove Indwelling Urinary Catheter Order Received to Remove Indwelling Urinary Catheter Indwelling Urinary Catheter Care Protocol Followed	Urethral Catheter Acute Urinary Retention Management 11/17/22 00:30 3 days, 4 hours, 4 minutes Does Not Meet Criteria No No No Closed System Intact, Bag Hung Below Bladder, Catheter Properly Secured, Tubing Free of Kinks Patent/Draining Pale Yellow
Urinary Catheter Patency Urine Color	

Lyons, Kathleen A

Facility: Queen of the Valley Hospital **Location:** Q 1 Intensive Care Unit
 61 F 07/13/1961 **Med Rec Num:** MR01483046

Room-Bed: QI007-A
Visit: QH0054940416

Interventions - Continued

Document	11/20/22 08:00	JMV	(Rec: 11/20/22 09:14	JMV	Desktop)		
Urinary Catheter							
Urinary Catheter Documentation							
Document Only What is Done or Assessed							
Catheter Type						Urethral Catheter	
Reason for Indwelling Urinary Catheter						Acute Urinary Retention	
What is being documented						Management	
Placement							
Urinary Catheter Date of Insertion						11/17/22	
Urinary Catheter Time of Insertion						00:30	
Management							
Urinary Catheter Placement Elapsed Time						3 days, 8 hours, 8 minutes	
Criteria to Remove Catheter Per Protocol						Does Not Meet Criteria	
Meets Criteria for Indwelling Urinary Catheter Removal						No	
Provider Called to Remove Indwelling Urinary Catheter						No	
Order Received to Remove Indwelling Urinary Catheter						No	
Indwelling Urinary Catheter Care Protocol Followed						Closed System Intact, Bag Hung Below Bladder, Catheter Properly Secured, Tubing Free of Kinks	
Urinary Catheter Patency						Patent/Draining	
Urine Color						Pale Yellow	
Document	11/20/22 12:00	JMV	(Rec: 11/20/22 12:16	JMV	Desktop)		
Urinary Catheter							
Urinary Catheter Documentation							
Document Only What is Done or Assessed							
Catheter Type						Urethral Catheter	
Reason for Indwelling Urinary Catheter						Acute Urinary Retention	
What is being documented						Management	
Placement							
Urinary Catheter Date of Insertion						11/17/22	
Urinary Catheter Time of Insertion						00:30	
Management							
Urinary Catheter Placement Elapsed Time						3 days, 11 hours, 11 minutes	
Criteria to Remove Catheter Per Protocol						Does Not Meet Criteria	
Meets Criteria for Indwelling Urinary Catheter Removal						No	
Provider Called to Remove Indwelling Urinary Catheter						No	
Order Received to Remove Indwelling Urinary Catheter						No	

Lyons, Kathleen A

Facility: Queen of the Valley Hospital **Location:** Q 1 Intensive Care Unit
 61 F 07/13/1961 **Med Rec Num:** MR01483046

Room-Bed: QI007-A
Visit: QH0054940416

Interventions - Continued

Indwelling Urinary Catheter Care Protocol Followed	Closed System Intact, Bag Hung Below Bladder, Catheter Properly Secured, Tubing Free of Kinks
Urinary Catheter Patency	Patent/Draining
Urine Color	Pale Yellow
Document 11/20/22 16:00 JMW (Rec: 11/20/22 16:37 JMW Desktop)	
Urinary Catheter	
Urinary Catheter Documentation	
Document Only What is Done or Assessed	
Catheter Type	Urethral Catheter
Reason for Indwelling Urinary Catheter	Acute Urinary Retention
What is being documented	Management
Placement	
Urinary Catheter Date of Insertion	11/17/22
Urinary Catheter Time of Insertion	00:30
Management	
Urinary Catheter Placement Elapsed Time	3 days, 16 hours, 15 minutes
Criteria to Remove Catheter Per Protocol	Does Not Meet Criteria
Meets Criteria for Indwelling Urinary Catheter Removal	No
Provider Called to Remove Indwelling Urinary Catheter	No
Order Received to Remove Indwelling Urinary Catheter	Closed System Intact, Bag Hung Below Bladder, Catheter Properly Secured, Tubing Free of Kinks
Indwelling Urinary Catheter Care Protocol Followed	Patent/Draining
Urinary Catheter Patency	Pale Yellow
Urine Color	
Document 11/20/22 20:00 KC (Rec: 11/20/22 21:15 KC Desktop)	
Urinary Catheter	
Urinary Catheter Documentation	
Document Only What is Done or Assessed	
Catheter Type	Urethral Catheter
Reason for Indwelling Urinary Catheter	Acute Urinary Retention
What is being documented	Management
Placement	
Urinary Catheter Date of Insertion	11/17/22
Urinary Catheter Time of Insertion	00:30
Management	

Lyons, Kathleen A

Facility: Queen of the Valley Hospital **Location:** Q 1 Intensive Care Unit
 61 F 07/13/1961 **Med Rec Num:** MR01483046

Room-Bed: QI007-A
Visit: QH0054940416

Interventions - Continued

Urinary Catheter Placement Elapsed Time	3 days, 20 hours, 20 minutes
Criteria to Remove Catheter Per Protocol	Does Not Meet Criteria
Meets Criteria for Indwelling Urinary Catheter Removal	No
Provider Called to Remove Indwelling Urinary Catheter	No
Order Received to Remove Indwelling Urinary Catheter	No
Indwelling Urinary Catheter Care Protocol Followed	Closed System Intact, Bag Hung Below Bladder, Catheter Properly Secured, Tubing Free of Kinks
Urinary Catheter Patency	Patent/Draining
Urine Color	Pale Yellow
Document 11/20/22 23:59 KC (Rec: 11/21/22 01:03 KC Desktop)	
Urinary Catheter	
Urinary Catheter Documentation	Urethral Catheter
Document Only What is Done or Assessed	Acute Urinary Retention
Catheter Type	Management
Reason for Indwelling Urinary Catheter	
What is being documented	11/17/22
Placement	00:30
Urinary Catheter Date of Insertion	
Urinary Catheter Time of Insertion	
Management	
Urinary Catheter Placement Elapsed Time	4 days, 0 hours, 0 minutes
Criteria to Remove Catheter Per Protocol	Does Not Meet Criteria
Meets Criteria for Indwelling Urinary Catheter Removal	No
Provider Called to Remove Indwelling Urinary Catheter	No
Order Received to Remove Indwelling Urinary Catheter	No
Indwelling Urinary Catheter Care Protocol Followed	Closed System Intact, Bag Hung Below Bladder, Catheter Properly Secured, Tubing Free of Kinks
Urinary Catheter Patency	Patent/Draining
Urine Color	Pale Yellow
Document 11/21/22 04:00 KC (Rec: 11/21/22 04:14 KC Desktop)	
Urinary Catheter	
Urinary Catheter Documentation	Urethral Catheter
Document Only What is Done or Assessed	Acute Urinary Retention
Catheter Type	
Reason for Indwelling Urinary Catheter	

Lyons, Kathleen A

Facility: Queen of the Valley Hospital **Location:** Q 1 Intensive Care Unit
 61 F 07/13/1961 **Med Rec Num:** MR01483046

Room-Bed: QI007-A
Visit: QH0054940416

Interventions - Continued

What is being documented	Management
Placement	11/17/22
Urinary Catheter Date of Insertion	00:30
Urinary Catheter Time of Insertion	4 days, 3 hours, 3 minutes
Management	Does Not Meet Criteria
Urinary Catheter Placement Elapsed Time	No
Criteria to Remove Catheter Per Protocol	No
Meets Criteria for Indwelling Urinary Catheter Removal	No
Provider Called to Remove Indwelling Urinary Catheter	Closed System Intact, Bag Hung Below
Order Received to Remove Indwelling Urinary Catheter	Bladder, Catheter Properly Secured,
Indwelling Urinary Catheter Care Protocol Followed	Tubing Free of Kinks
Urinary Catheter Patency	Patent/Draining
Urine Color	Pale Yellow
Document 11/21/22 08:00 JMV (Rec: 11/21/22 09:58 JMV Desktop)	
Urinary Catheter	Urethral Catheter
Urinary Catheter Documentation	Acute Urinary Retention
Document Only What is Done or Assessed	Management
Catheter Type	
Reason for Indwelling Urinary Catheter	
What is being documented	
Placement	11/17/22
Urinary Catheter Date of Insertion	00:30
Urinary Catheter Time of Insertion	4 days, 9 hours, 9 minutes
Management	Does Not Meet Criteria
Urinary Catheter Placement Elapsed Time	No
Criteria to Remove Catheter Per Protocol	No
Meets Criteria for Indwelling Urinary Catheter Removal	No
Provider Called to Remove Indwelling Urinary Catheter	Closed System Intact, Bag Hung Below
Order Received to Remove Indwelling Urinary Catheter	Bladder, Catheter Properly Secured,
Indwelling Urinary Catheter Care Protocol Followed	Tubing Free of Kinks
Urinary Catheter Patency	Patent/Draining
Urine Color	Pale Yellow
Document 11/21/22 12:00 JMV (Rec: 11/21/22 12:25 JMV Desktop)	

Lyons, Kathleen A

Facility: Queen of the Valley Hospital **Location:** Q 1 Intensive Care Unit
 61 F 07/13/1961 **Med Rec Num:** MR01483046

Room-Bed: QI007-A
Visit: QH0054940416

Interventions - Continued

Urinary Catheter		
Urinary Catheter Documentation		
Document Only What is Done or Assessed		
Catheter Type		Urethral Catheter
Reason for Indwelling Urinary Catheter		Acute Urinary Retention
What is being documented		Management
Placement		
Urinary Catheter Date of Insertion		11/17/22
Urinary Catheter Time of Insertion		00:30
Management		
Urinary Catheter Placement Elapsed Time		4 days, 11 hours, 11 minutes
Criteria to Remove Catheter Per Protocol		Does Not Meet Criteria
Meets Criteria for Indwelling Urinary Catheter Removal		No
Provider Called to Remove Indwelling Urinary Catheter		No
Order Received to Remove Indwelling Urinary Catheter		No
Indwelling Urinary Catheter Care Protocol Followed		Closed System Intact, Bag Hung Below
Urinary Catheter Patency		
Urine Color		Bladder, Catheter Properly Secured, Tubing Free of Kinks
Document 11/21/22 16:00 JMW (Rec: 11/21/22 16:15 JMW Desktop)		Patent/Draining
Urinary Catheter		Pale Yellow
Urinary Catheter Documentation		
Document Only What is Done or Assessed		
Catheter Type		Urethral Catheter
Reason for Indwelling Urinary Catheter		Acute Urinary Retention
What is being documented		Management
Placement		
Urinary Catheter Date of Insertion		11/17/22
Urinary Catheter Time of Insertion		00:30
Management		
Urinary Catheter Placement Elapsed Time		4 days, 15 hours, 15 minutes
Criteria to Remove Catheter Per Protocol		Does Not Meet Criteria
Meets Criteria for Indwelling Urinary Catheter Removal		No
Provider Called to Remove Indwelling Urinary Catheter		No
Order Received to Remove Indwelling Urinary Catheter		No
Indwelling Urinary Catheter Care Protocol Followed		Closed System Intact, Bag Hung Below

Lyons, Kathleen A

Facility: Queen of the Valley Hospital **Location:** Q 1 Intensive Care Unit
 61 F 07/13/1961 **Med Rec Num:** MR01483046

Room-Bed: QI007-A
Visit: QH0054940416

Interventions - Continued

Urinary Catheter Patency		Bladder, Catheter Properly Secured, Tubing Free of Kinks
Urine Color		Patent/Draining
Document 11/21/22 20:00 KC (Rec: 11/21/22 21:02 KC Desktop)		Pale Yellow
Urinary Catheter		
Urinary Catheter Documentation		
Document Only What is Done or Assessed		
Catheter Type		Urethral Catheter
Reason for Indwelling Urinary Catheter		Acute Urinary Retention
What is being documented		Management
Placement		
Urinary Catheter Date of Insertion	11/17/22	
Urinary Catheter Time of Insertion	00:30	
Management		
Urinary Catheter Placement Elapsed Time	4 days, 20 hours, 20 minutes	
Criteria to Remove Catheter Per Protocol	Does Not Meet Criteria	
Meets Criteria for Indwelling Urinary Catheter Removal	No	
Provider Called to Remove Indwelling Urinary Catheter	No	
Order Received to Remove Indwelling Urinary Catheter	No	
Indwelling Urinary Catheter Care Protocol Followed	Closed System Intact, Bag Hung Below	
	Bladder, Catheter Properly Secured,	
	Tubing Free of Kinks	
	Patent/Draining	
	Pale Yellow	
Urinary Catheter Patency		
Urine Color		
Document 11/21/22 23:59 KC (Rec: 11/22/22 00:30 KC Desktop)		
Urinary Catheter		
Urinary Catheter Documentation		
Document Only What is Done or Assessed		
Catheter Type		Urethral Catheter
Reason for Indwelling Urinary Catheter		Acute Urinary Retention
What is being documented		Management
Placement		
Urinary Catheter Date of Insertion	11/17/22	
Urinary Catheter Time of Insertion	00:30	
Management		
Urinary Catheter Placement Elapsed Time	4 days, 23 hours, 23 minutes	

Iyons, Kathleen A

Facility: Queen of the Valley Hospital **Location:** Q 1 Intensive Care Unit
 61 F 07/13/1961 **Med Rec Num:** MR01483046

Room-Bed: QI007-A
Visit: QH0054940416

Interventions - Continued

Criteria to Remove Catheter Per Protocol	Does Not Meet Criteria
Meets Criteria for Indwelling Urinary Catheter Removal	No
Provider Called to Remove Indwelling Urinary Catheter	No
Order Received to Remove Indwelling Urinary Catheter	No
Indwelling Urinary Catheter Care Protocol Followed	Closed System Intact, Bag Hung Below Bladder, Catheter Properly Secured, Tubing Free of Kinks
Urinary Catheter Patency	Patent/Draining
Urine Color	Pale Yellow
Document 11/22/22 04:00 KC (Rec: 11/22/22 05:14 KC Desktop)	
Urinary Catheter	
Urinary Catheter Documentation	Urethral Catheter
Document Only What is Done or Assessed	Acute Urinary Retention
Catheter Type	Management
Reason for Indwelling Urinary Catheter	
What is being documented	
Placement	
Urinary Catheter Date of Insertion	11/17/22
Urinary Catheter Time of Insertion	00:30
Management	
Urinary Catheter Placement Elapsed Time	5 days, 4 hours, 4 minutes
Criteria to Remove Catheter Per Protocol	Does Not Meet Criteria
Meets Criteria for Indwelling Urinary Catheter Removal	No
Provider Called to Remove Indwelling Urinary Catheter	No
Order Received to Remove Indwelling Urinary Catheter	No
Indwelling Urinary Catheter Care Protocol Followed	Closed System Intact, Bag Hung Below Bladder, Catheter Properly Secured, Tubing Free of Kinks
Urinary Catheter Patency	Patent/Draining
Urine Color	Pale Yellow
Document 11/22/22 08:00 JR (Rec: 11/22/22 09:28 JR Desktop)	
Urinary Catheter	
Urinary Catheter Documentation	Urethral Catheter
Document Only What is Done or Assessed	Acute Urinary Retention
Catheter Type	Management
Reason for Indwelling Urinary Catheter	
What is being documented	

Tyons, Kathleen A

Facility: Queen of the Valley Hospital **Location:** Q 1 Intensive Care Unit
 61 F 07/13/1961 **Med Rec Num:** MR01483046

Room-Bed: QI007-A
Visit: QH0054940416

Interventions - Continued

Placement				
Urinary Catheter Date of Insertion			11/17/22	
Urinary Catheter Time of Insertion			00:30	
Management				
Urinary Catheter Placement Elapsed Time			5 days, 8 hours, 8 minutes	
Criteria to Remove Catheter Per Protocol			Does Not Meet Criteria	
Meets Criteria for Indwelling Urinary Catheter Removal			No	
Provider Called to Remove Indwelling Urinary Catheter			No	
Order Received to Remove Indwelling Urinary Catheter			No	
Indwelling Urinary Catheter Care Protocol Followed			Closed System Intact, Bag Hung Below Bladder, Catheter Properly Secured, Tubing Free of Kinks Patent/Draining	
Urinary Catheter Patency			Pale Yellow	
Urine Color				
Document 11/22/22 12:00 REG (Rec: 11/22/22 12:41 REG Desktop)				
Urinary Catheter				
Urinary Catheter Documentation				
Document Only What is Done or Assessed				
Catheter Type			Urethral Catheter	
Reason for Indwelling Urinary Catheter			Acute Urinary Retention	
What is being documented			Management	
Placement				
Urinary Catheter Date of Insertion			11/17/22	
Urinary Catheter Time of Insertion			00:30	
Management				
Urinary Catheter Placement Elapsed Time			5 days, 12 hours, 11 minutes	
Criteria to Remove Catheter Per Protocol			Does Not Meet Criteria	
Meets Criteria for Indwelling Urinary Catheter Removal			No	
Provider Called to Remove Indwelling Urinary Catheter			No	
Order Received to Remove Indwelling Urinary Catheter			No	
Indwelling Urinary Catheter Care Protocol Followed			Closed System Intact, Bag Hung Below Bladder, Catheter Properly Secured, Tubing Free of Kinks Patent/Draining	
Urinary Catheter Patency			Pale Yellow	
Urine Color				
Document 11/22/22 16:00 REG (Rec: 11/22/22 16:13 REG Desktop)				
Urinary Catheter				

Lyons, Kathleen A

Facility: Queen of the Valley Hospital **Location:** Q 1 Intensive Care Unit
 61 F 07/13/1961 **Med Rec Num:** MR01483046

Room-Bed: QI007-A
Visit: QH0054940416

Interventions - Continued

Urinary Catheter Documentation	Document Only What is Done or Assessed	Urethral Catheter
Catheter Type	Reason for Indwelling Urinary Catheter	Acute Urinary Retention
What is being documented	Placement	Management
Urinary Catheter Date of Insertion	11/17/22	
Urinary Catheter Time of Insertion	00:30	
Management	Urinary Catheter Placement Elapsed Time	5 days, 15 hours, 15 minutes
Criteria to Remove Catheter Per Protocol	Meets Criteria for Indwelling Urinary Catheter Removal	Does Not Meet Criteria
Provider Called to Remove Indwelling Urinary Catheter	Order Received to Remove Indwelling Urinary Catheter	No
Indwelling Urinary Catheter Care Protocol Followed	Indwelling Urinary Catheter	No
Urinary Catheter Patency	Urinary Catheter	Closed System Intact, Bag Hung Below
Urine Color	Urinary Catheter	Bladder, Catheter Properly Secured,
Document 11/22/22 20:00 JAB (Rec: 11/22/22 23:21 JAB Desktop)	Urinary Catheter Documentation	Tubing Free of Kinks
Urinary Catheter	Document Only What is Done or Assessed	Patent/Draining
Catheter Type	Reason for Indwelling Urinary Catheter	Pale Yellow
What is being documented	Placement	
Urinary Catheter Date of Insertion	Urinary Catheter	11/17/22
Urinary Catheter Time of Insertion	Management	00:30
Urinary Catheter Placement Elapsed Time	Criteria to Remove Catheter Per Protocol	5 days, 22 hours, 22 minutes
Meets Criteria for Indwelling Urinary Catheter Removal	Provider Called to Remove Indwelling Urinary Catheter	Does Not Meet Criteria
Order Received to Remove Indwelling Urinary Catheter	Indwelling Urinary Catheter Care Protocol Followed	No
		No
		Closed System Intact, Bag Hung Below
		Bladder, Catheter Properly Secured,

Iyons, Kathleen A

Facility: Queen of the Valley Hospital **Location:** Q 1 Intensive Care Unit
 61 F 07/13/1961 **Med Rec Num:** MR01483046

Room-Bed: QI007-A
Visit: QH0054940416

Interventions - Continued

Urinary Catheter Patency		Tubing Free of Kinks
Urine Color		Patent/Draining
Document 11/22/22 23:59 JAB (Rec: 11/23/22 01:21 JAB Desktop)		Pale Yellow
Urinary Catheter		
Urinary Catheter Documentation		
Document Only What is Done or Assessed		
Catheter Type		Urethral Catheter
Reason for Indwelling Urinary Catheter		Acute Urinary Retention
What is being documented		Management
Placement		
Urinary Catheter Date of Insertion	11/17/22	
Urinary Catheter Time of Insertion	00:30	
Management		
Urinary Catheter Placement Elapsed Time	6 days, 0 hours, 0 minutes	
Criteria to Remove Catheter Per Protocol	Does Not Meet Criteria	
Meets Criteria for Indwelling Urinary Catheter Removal	No	
Provider Called to Remove Indwelling Urinary Catheter	No	
Order Received to Remove Indwelling Urinary Catheter	No	
Indwelling Urinary Catheter Care Protocol Followed	Closed System Intact, Bag Hung Below Bladder, Catheter Properly Secured, Tubing Free of Kinks	
Urinary Catheter Patency		Patent/Draining
Urine Color		Pale Yellow
Document 11/23/22 04:00 JAB (Rec: 11/23/22 06:53 JAB Desktop)		
Urinary Catheter		
Urinary Catheter Documentation		
Document Only What is Done or Assessed		
Catheter Type		Urethral Catheter
Reason for Indwelling Urinary Catheter		Acute Urinary Retention
What is being documented		Management
Placement		
Urinary Catheter Date of Insertion	11/17/22	
Urinary Catheter Time of Insertion	00:30	
Management		
Urinary Catheter Placement Elapsed Time	6 days, 6 hours, 6 minutes	
Criteria to Remove Catheter Per Protocol	Does Not Meet Criteria	

Lyons, Kathleen A

Facility: Queen of the Valley Hospital **Location:** Q 1 Intensive Care Unit
 61 F 07/13/1961 **Med Rec Num:** MR01483046

Room-Bed: QI007-A
Visit: QH0054940416

Interventions - Continued

Meets Criteria for Indwelling Urinary Catheter Removal	No
Provider Called to Remove Indwelling Urinary Catheter	No
Order Received to Remove Indwelling Urinary Catheter	No
Indwelling Urinary Catheter Care Protocol Followed	Closed System Intact, Bag Hung Below Bladder, Catheter Properly Secured, Tubing Free of Kinks
Urinary Catheter Patency	Patent/Draining Pale Yellow
Urine Color	
Document 11/23/22 07:30 JR (Rec: 11/23/22 09:09 JR Desktop)	
Urinary Catheter	
Urinary Catheter Documentation	
Document Only What is Done or Assessed	
Catheter Type	Urethral Catheter
Reason for Indwelling Urinary Catheter	Acute Urinary Retention
What is being documented	Management
Placement	
Urinary Catheter Date of Insertion	11/17/22
Urinary Catheter Time of Insertion	00:30
Management	
Urinary Catheter Placement Elapsed Time	6 days, 8 hours, 8 minutes
Criteria to Remove Catheter Per Protocol	Does Not Meet Criteria
Meets Criteria for Indwelling Urinary Catheter Removal	No
Provider Called to Remove Indwelling Urinary Catheter	No
Order Received to Remove Indwelling Urinary Catheter	No
Indwelling Urinary Catheter Care Protocol Followed	Closed System Intact, Bag Hung Below Bladder, Catheter Properly Secured, Tubing Free of Kinks
Urinary Catheter Patency	Patent/Draining Pale Yellow
Urine Color	
Document 11/23/22 12:00 JR (Rec: 11/23/22 12:26 JR Desktop)	
Urinary Catheter	
Urinary Catheter Documentation	
Document Only What is Done or Assessed	
Catheter Type	Urethral Catheter
Reason for Indwelling Urinary Catheter	Acute Urinary Retention
What is being documented	Management
Placement	

Lyons, Kathleen A

Facility: Queen of the Valley Hospital **Location:** Q 1 Intensive Care Unit
 61 F 07/13/1961 **Med Rec Num:** MR01483046

Room-Bed: QI007-A
Visit: QH0054940416

Interventions - Continued

Urinary Catheter Date of Insertion	11/17/22
Urinary Catheter Time of Insertion	00:30
Management	
Urinary Catheter Placement Elapsed Time	6 days, 11 hours, 11 minutes
Criteria to Remove Catheter Per Protocol	Does Not Meet Criteria
Meets Criteria for Indwelling Urinary Catheter Removal	No
Provider Called to Remove Indwelling Urinary Catheter	No
Order Received to Remove Indwelling Urinary Catheter	No
Indwelling Urinary Catheter Care Protocol Followed	Closed System Intact, Bag Hung Below Bladder, Catheter Properly Secured, Tubing Free of Kinks
Urinary Catheter Patency	Patent/Draining
Urine Color	Pale Yellow
Document 11/23/22 16:00 JR (Rec: 11/23/22 16:34 JR Desktop)	
Urinary Catheter	
Urinary Catheter Documentation	
Document Only What is Done or Assessed	
Catheter Type	Urethral Catheter
Reason for Indwelling Urinary Catheter	Acute Urinary Retention
What is being documented	Management
Placement	
Urinary Catheter Date of Insertion	11/17/22
Urinary Catheter Time of Insertion	00:30
Management	
Urinary Catheter Placement Elapsed Time	6 days, 16 hours, 15 minutes
Criteria to Remove Catheter Per Protocol	Does Not Meet Criteria
Meets Criteria for Indwelling Urinary Catheter Removal	No
Provider Called to Remove Indwelling Urinary Catheter	No
Order Received to Remove Indwelling Urinary Catheter	No
Indwelling Urinary Catheter Care Protocol Followed	Closed System Intact, Bag Hung Below Bladder, Catheter Properly Secured, Tubing Free of Kinks
Urinary Catheter Patency	Patent/Draining
Urine Color	Pale Yellow
Document 11/23/22 20:00 JAB (Rec: 11/24/22 01:28 JAB Desktop)	
Urinary Catheter	
Urinary Catheter Documentation	

Lyons, Kathleen A

Facility: Queen of the Valley Hospital **Location:** Q 1 Intensive Care Unit
 61 F 07/13/1961 **Med Rec Num:** MR01483046

Room-Bed: QI007-A
Visit: QH0054940416

Interventions - Continued

Document Only What is Done or Assessed	Urethral Catheter
Catheter Type	Acute Urinary Retention
Reason for Indwelling Urinary Catheter	Management
What is being documented	
Placement	
Urinary Catheter Date of Insertion	11/17/22
Urinary Catheter Time of Insertion	00:30
Management	
Urinary Catheter Placement Elapsed Time	7 days, 0 hours, 0 minutes
Criteria to Remove Catheter Per Protocol	Does Not Meet Criteria
Meets Criteria for Indwelling Urinary Catheter Removal	No
Provider Called to Remove Indwelling Urinary Catheter	No
Order Received to Remove Indwelling Urinary Catheter	No
Indwelling Urinary Catheter Care Protocol Followed	Closed System Intact, Bag Hung Below Bladder, Catheter Properly Secured, Tubing Free of Kinks
Urinary Catheter Patency	Patent/Draining
Urine Color	Pale Yellow
Document 11/23/22 23:59 JAB (Rec: 11/24/22 01:28 JAB Desktop)	
Urinary Catheter	
Urinary Catheter Documentation	
Document Only What is Done or Assessed	Urethral Catheter
Catheter Type	Acute Urinary Retention
Reason for Indwelling Urinary Catheter	Management
What is being documented	
Placement	
Urinary Catheter Date of Insertion	11/17/22
Urinary Catheter Time of Insertion	00:30
Management	
Urinary Catheter Placement Elapsed Time	7 days, 0 hours, 0 minutes
Criteria to Remove Catheter Per Protocol	Does Not Meet Criteria
Meets Criteria for Indwelling Urinary Catheter Removal	No
Provider Called to Remove Indwelling Urinary Catheter	No
Order Received to Remove Indwelling Urinary Catheter	No
Indwelling Urinary Catheter Care Protocol Followed	Closed System Intact, Bag Hung Below Bladder, Catheter Properly Secured, Tubing Free of Kinks

Lyons, Kathleen A

Facility: Queen of the Valley Hospital **Location:** Q 1 Intensive Care Unit
 61 F 07/13/1961 **Med Rec Num:** MR01483046

Room-Bed: QI007-A
Visit: QH0054940416

Interventions - Continued

Urinary Catheter Patency	Patent/Draining
Urine Color	Pale Yellow
Document 11/24/22 04:00 JAB (Rec: 11/24/22 04:08 JAB Desktop)	
Urinary Catheter	
Urinary Catheter Documentation	
Document Only What is Done or Assessed	
Catheter Type	Urethral Catheter
Reason for Indwelling Urinary Catheter	Acute Urinary Retention
What is being documented	Management
Placement	
Urinary Catheter Date of Insertion	11/17/22
Urinary Catheter Time of Insertion	00:30
Management	
Urinary Catheter Placement Elapsed Time	7 days, 3 hours, 3 minutes
Criteria to Remove Catheter Per Protocol	Does Not Meet Criteria
Meets Criteria for Indwelling Urinary Catheter Removal	No
Provider Called to Remove Indwelling Urinary Catheter	No
Order Received to Remove Indwelling Urinary Catheter	No
Indwelling Urinary Catheter Care Protocol Followed	Closed System Intact, Bag Hung Below
	Bladder, Catheter Properly Secured,
	Tubing Free of Kinks
	Patent/Draining
	Pale Yellow
Urinary Catheter Patency	
Urine Color	
Document 11/24/22 08:00 MT (Rec: 11/24/22 09:26 MT Desktop)	
Urinary Catheter	
Urinary Catheter Documentation	
Document Only What is Done or Assessed	
Catheter Type	Urethral Catheter
Reason for Indwelling Urinary Catheter	Acute Urinary Retention
What is being documented	Management
Placement	
Urinary Catheter Date of Insertion	11/17/22
Urinary Catheter Time of Insertion	00:30
Management	
Urinary Catheter Placement Elapsed Time	7 days, 8 hours, 8 minutes
Criteria to Remove Catheter Per Protocol	Does Not Meet Criteria
Meets Criteria for Indwelling Urinary Catheter Removal	No

Lyons, Kathleen A

Facility: Queen of the Valley Hospital **Location:** Q 1 Intensive Care Unit
 61 F 07/13/1961 **Med Rec Num:** MR01483046

Room-Bed: QI007-A
Visit: QH0054940416

Interventions - Continued

Provider Called to Remove Indwelling Urinary Catheter Order Received to Remove Indwelling Urinary Catheter Indwelling Urinary Catheter Care Protocol Followed	No No Closed System Intact, Bag Hung Below Bladder, Catheter Properly Secured, Tubing Free of Kinks Patent/Draining Pale Yellow
Urinary Catheter Patency Urine Color	No Pale Yellow
Document 11/24/22 12:00 MT (Rec: 11/24/22 12:31 MT Desktop) Urinary Catheter	
Urinary Catheter Documentation Document Only What is Done or Assessed Catheter Type Reason for Indwelling Urinary Catheter What is being documented	Urethral Catheter Acute Urinary Retention Management
Placement Urinary Catheter Date of Insertion Urinary Catheter Time of Insertion Management	11/17/22 00:30 7 days, 12 hours, 11 minutes Does Not Meet Criteria No No No Closed System Intact, Bag Hung Below Bladder, Catheter Properly Secured, Tubing Free of Kinks Patent/Draining Pale Yellow
Urinary Catheter Patency Urine Color	
Document 11/24/22 16:00 MT (Rec: 11/24/22 16:44 MT Desktop) Urinary Catheter	
Urinary Catheter Documentation Document Only What is Done or Assessed Catheter Type Reason for Indwelling Urinary Catheter What is being documented Placement	Urethral Catheter Acute Urinary Retention Management
Urinary Catheter Date of Insertion	11/17/22

Lyons Kathleen A

Facility: Queen of the Valley Hospital **Location:** Q 1 Intensive Care Unit
 61 F 07/13/1961 **Med Rec Num:** MR01483046

Room-Bed: QI007-A
Visit: QH0054940416

Interventions - Continued

Urinary Catheter Time of Insertion Management	00:30	
Urinary Catheter Placement Elapsed Time	7 days, 16 hours, 15 minutes	
Criteria to Remove Catheter Per Protocol	Does Not Meet Criteria	
Meets Criteria for Indwelling Urinary Catheter Removal	No	
Provider Called to Remove Indwelling Urinary Catheter	No	
Order Received to Remove Indwelling Urinary Catheter	No	
Indwelling Urinary Catheter Care Protocol Followed	Closed System Intact, Bag Hung Below Bladder, Catheter Properly Secured, Tubing Free of Kinks	
Urinary Catheter Patency	Patent/Draining	
Urine Color	Pale Yellow	
Document 11/24/22 20:00 LO (Rec: 11/25/22 01:26 LO Desktop)		
Urinary Catheter		
Urinary Catheter Documentation	Urethral Catheter	
Document Only What is Done or Assessed	Acute Urinary Retention Management	
Catheter Type		
Reason for Indwelling Urinary Catheter		
What is being documented		
Placement		
Urinary Catheter Date of Insertion	11/17/22	
Urinary Catheter Time of Insertion Management	00:30	
Urinary Catheter Placement Elapsed Time	8 days, 0 hours, 0 minutes	
Criteria to Remove Catheter Per Protocol	Does Not Meet Criteria	
Meets Criteria for Indwelling Urinary Catheter Removal	No	
Provider Called to Remove Indwelling Urinary Catheter	No	
Order Received to Remove Indwelling Urinary Catheter	No	
Indwelling Urinary Catheter Care Protocol Followed	Closed System Intact, Bag Hung Below Bladder, Catheter Properly Secured, Tubing Free of Kinks	
Urinary Catheter Patency	Patent/Draining	
Urine Color	Pale Yellow	
Document 11/25/22 00:00 LO (Rec: 11/25/22 01:26 LO Desktop)		
Urinary Catheter		
Urinary Catheter Documentation		
Document Only What is Done or Assessed		

Lyons, Kathleen A

Facility: Queen of the Valley Hospital **Location:** Q 1 Intensive Care Unit
 61 F 07/13/1961 **Med Rec Num:** MR01483046

Room-Bed: QI007-A
Visit: QH0054940416

Interventions - Continued

Catheter Type	Urethral Catheter
Reason for Indwelling Urinary Catheter	Acute Urinary Retention
What is being documented	Management
Placement	
Urinary Catheter Date of Insertion	11/17/22
Urinary Catheter Time of Insertion	00:30
Management	
Urinary Catheter Placement Elapsed Time	8 days, 0 hours, 0 minutes
Criteria to Remove Catheter Per Protocol	Does Not Meet Criteria
Meets Criteria for Indwelling Urinary Catheter Removal	No
Provider Called to Remove Indwelling Urinary Catheter	No
Order Received to Remove Indwelling Urinary Catheter	No
Indwelling Urinary Catheter Care Protocol Followed	Closed System Intact, Bag Hung Below Bladder, Catheter Properly Secured, Tubing Free of Kinks
	Patent/Draining
	Pale Yellow
Urinary Catheter Patency	
Urine Color	
Document 11/25/22 04:00 LO (Rec: 11/25/22 06:16 LO Desktop)	
Urinary Catheter	
Urinary Catheter Documentation	
Document Only What is Done or Assessed	
Catheter Type	Urethral Catheter
Reason for Indwelling Urinary Catheter	Acute Urinary Retention
What is being documented	Management
Placement	
Urinary Catheter Date of Insertion	11/17/22
Urinary Catheter Time of Insertion	00:30
Management	
Urinary Catheter Placement Elapsed Time	8 days, 5 hours, 5 minutes
Criteria to Remove Catheter Per Protocol	Does Not Meet Criteria
Meets Criteria for Indwelling Urinary Catheter Removal	No
Provider Called to Remove Indwelling Urinary Catheter	No
Order Received to Remove Indwelling Urinary Catheter	No
Indwelling Urinary Catheter Care Protocol Followed	Closed System Intact, Bag Hung Below Bladder, Catheter Properly Secured, Tubing Free of Kinks
	Patent/Draining
Urinary Catheter Patency	

Lyons, Kathleen A

Facility: Queen of the Valley Hospital **Location:** Q 1 Intensive Care Unit
 61 F 07/13/1961 **Med Rec Num:** MR01483046

Room-Bed: QI007-A
Visit: QH0054940416

Interventions - Continued

Urine Color		Pale Yellow
Document 11/25/22 08:00 SAV (Rec: 11/25/22 18:01 SAV Desktop)		
Urinary Catheter		
Urinary Catheter Documentation		
Document Only What is Done or Assessed		
Catheter Type		Urethral Catheter
Reason for Indwelling Urinary Catheter		Acute Urinary Retention
What is being documented		Management
Placement		
Urinary Catheter Date of Insertion		11/17/22
Urinary Catheter Time of Insertion		00:30
Management		
Urinary Catheter Placement Elapsed Time		8 days, 17 hours, 17 minutes
Criteria to Remove Catheter Per Protocol		Does Not Meet Criteria
Meets Criteria for Indwelling Urinary Catheter Removal		No
Provider Called to Remove Indwelling Urinary Catheter		No
Order Received to Remove Indwelling Urinary Catheter		No
Indwelling Urinary Catheter Care Protocol Followed		Closed System Intact, Bag Hung Below Bladder, Catheter Properly Secured, Tubing Free of Kinks
		Patent/Draining
		Pale Yellow
Urinary Catheter Patency		
Urine Color		
Document 11/25/22 12:00 SAV (Rec: 11/25/22 18:01 SAV Desktop)		
Urinary Catheter		
Urinary Catheter Documentation		
Document Only What is Done or Assessed		
Catheter Type		Urethral Catheter
Reason for Indwelling Urinary Catheter		Acute Urinary Retention
What is being documented		Management
Placement		
Urinary Catheter Date of Insertion		11/17/22
Urinary Catheter Time of Insertion		00:30
Management		
Urinary Catheter Placement Elapsed Time		8 days, 17 hours, 17 minutes
Criteria to Remove Catheter Per Protocol		Does Not Meet Criteria
Meets Criteria for Indwelling Urinary Catheter Removal		No
Provider Called to Remove Indwelling Urinary Catheter		No

Lyons, Kathleen A

Facility: Queen of the Valley Hospital **Location:** Q 1 Intensive Care Unit
 61 F 07/13/1961 **Med Rec Num:** MR01483046

Room-Bed: QI007-A
Visit: QH0054940416

Interventions - Continued

Order Received to Remove Indwelling Urinary Catheter	No
Indwelling Urinary Catheter Care Protocol Followed	Closed System Intact, Bag Hung Below Bladder, Catheter Properly Secured, Tubing Free of Kinks Patent/Draining Pale Yellow
Urinary Catheter Patency	
Urine Color	Pale Yellow
Document 11/25/22 16:00 SAV (Rec: 11/25/22 18:01 SAV Desktop)	
Urinary Catheter	
Urinary Catheter Documentation	
Document Only What is Done or Assessed	
Catheter Type	Urethral Catheter
Reason for Indwelling Urinary Catheter	Acute Urinary Retention
What is being documented	Management
Placement	
Urinary Catheter Date of Insertion	11/17/22
Urinary Catheter Time of Insertion	00:30
Management	
Urinary Catheter Placement Elapsed Time	8 days, 17 hours, 17 minutes
Criteria to Remove Catheter Per Protocol	Does Not Meet Criteria
Meets Criteria for Indwelling Urinary Catheter Removal	No
Provider Called to Remove Indwelling Urinary Catheter	No
Order Received to Remove Indwelling Urinary Catheter	Closed System Intact, Bag Hung Below Bladder, Catheter Properly Secured, Tubing Free of Kinks Patent/Draining Pale Yellow
Indwelling Urinary Catheter Care Protocol Followed	
Urinary Catheter Patency	
Urine Color	Pale Yellow
Document 11/25/22 20:00 LO (Rec: 11/25/22 20:47 LO Desktop)	
Urinary Catheter	
Urinary Catheter Documentation	
Document Only What is Done or Assessed	
Catheter Type	Urethral Catheter
Reason for Indwelling Urinary Catheter	Acute Urinary Retention
What is being documented	Management
Placement	
Urinary Catheter Date of Insertion	11/17/22
Urinary Catheter Time of Insertion	00:30

Lyons, Kathleen A

Facility: Queen of the Valley Hospital **Location:** Q 1 Intensive Care Unit
 61 F 07/13/1961 **Med Rec Num:** MR01483046

Room-Bed: QI007-A
Visit: QH0054940416

Interventions - Continued

Management			
Urinary Catheter Placement Elapsed Time		8 days, 20 hours, 19 minutes	
Criteria to Remove Catheter Per Protocol		Does Not Meet Criteria	
Meets Criteria for Indwelling Urinary Catheter Removal		No	
Provider Called to Remove Indwelling Urinary Catheter		No	
Order Received to Remove Indwelling Urinary Catheter		No	
Indwelling Urinary Catheter Care Protocol Followed		Closed System Intact, Bag Hung Below Bladder, Catheter Properly Secured, Tubing Free of Kinks	
Urinary Catheter Patency		Patent/Draining	
Urine Color		Pale Yellow	
Document 11/26/22 00:00 LO (Rec: 11/26/22 00:26 LO Desktop)			
Urinary Catheter			
Urinary Catheter Documentation		Urethral Catheter	
Document Only What is Done or Assessed		Acute Urinary Retention	
Catheter Type		Management	
Reason for Indwelling Urinary Catheter		11/17/22	
What is being documented		00:30	
Placement			
Urinary Catheter Date of Insertion		8 days, 23 hours, 23 minutes	
Urinary Catheter Time of Insertion		Does Not Meet Criteria	
Management		No	
Urinary Catheter Placement Elapsed Time		No	
Criteria to Remove Catheter Per Protocol		No	
Meets Criteria for Indwelling Urinary Catheter Removal		No	
Provider Called to Remove Indwelling Urinary Catheter		Closed System Intact, Bag Hung Below Bladder, Catheter Properly Secured, Tubing Free of Kinks	
Order Received to Remove Indwelling Urinary Catheter		Patent/Draining	
Indwelling Urinary Catheter Care Protocol Followed		Pale Yellow	
Urinary Catheter Patency			
Urine Color			
Document 11/26/22 04:00 LO (Rec: 11/26/22 06:37 LO Desktop)			
Urinary Catheter			
Urinary Catheter Documentation		Urethral Catheter	
Document Only What is Done or Assessed			
Catheter Type			

Lyons, Kathleen A

Facility: Queen of the Valley Hospital **Location:** Q 1 Intensive Care Unit
 61 F 07/13/1961 **Med Rec Num:** MR01483046

Room-Bed: QI007-A
Visit: QH0054940416

Interventions - Continued

Reason for Indwelling Urinary Catheter What is being documented	Acute Urinary Retention Management
Placement Urinary Catheter Date of Insertion Urinary Catheter Time of Insertion	11/17/22 00:30
Management Urinary Catheter Placement Elapsed Time Criteria to Remove Catheter Per Protocol Meets Criteria for Indwelling Urinary Catheter Removal Provider Called to Remove Indwelling Urinary Catheter Order Received to Remove Indwelling Urinary Catheter Indwelling Urinary Catheter Care Protocol Followed	9 days, 6 hours, 6 minutes Does Not Meet Criteria No No No Closed System Intact, Bag Hung Below Bladder, Catheter Properly Secured, Tubing Free of Kinks Patent/Draining Pale Yellow
Urinary Catheter Patency Urine Color	
Document 11/26/22 08:00 LH (Rec: 11/26/22 09:29 LH Phone)	
Urinary Catheter Urinary Catheter Documentation Document Only What is Done or Assessed Catheter Type Reason for Indwelling Urinary Catheter What is being documented Placement Urinary Catheter Date of Insertion Urinary Catheter Time of Insertion Management Urinary Catheter Placement Elapsed Time Criteria to Remove Catheter Per Protocol Meets Criteria for Indwelling Urinary Catheter Removal Provider Called to Remove Indwelling Urinary Catheter Order Received to Remove Indwelling Urinary Catheter Indwelling Urinary Catheter Care Protocol Followed	Urethral Catheter Acute Urinary Retention Management 11/17/22 00:30 9 days, 8 hours, 8 minutes Does Not Meet Criteria No No No Closed System Intact, Bag Hung Below Bladder, Catheter Properly Secured, Tubing Free of Kinks Patent/Draining Pale Yellow
Urinary Catheter Patency Urine Color	

Lyons, Kathleen A

Facility: Queen of the Valley Hospital **Location:** Q 1 Intensive Care Unit
 61 F 07/13/1961 **Med Rec Num:** MR01483046

Room-Bed: QI007-A
Visit: QH0054940416

Interventions - Continued

Document	11/26/22 12:00 LH (Rec: 11/26/22 14:03 LH Phone)	
Urinary Catheter		
Urinary Catheter Documentation		
Document Only What is Done or Assessed		
Catheter Type		Urethral Catheter
Reason for Indwelling Urinary Catheter		Acute Urinary Retention
What is being documented		Management
Placement		
Urinary Catheter Date of Insertion		11/17/22
Urinary Catheter Time of Insertion		00:30
Management		
Urinary Catheter Placement Elapsed Time		9 days, 13 hours, 13 minutes
Criteria to Remove Catheter Per Protocol		Does Not Meet Criteria
Meets Criteria for Indwelling Urinary Catheter Removal		No
Provider Called to Remove Indwelling Urinary Catheter		No
Order Received to Remove Indwelling Urinary Catheter		No
Indwelling Urinary Catheter Care Protocol Followed		Closed System Intact, Bag Hung Below Bladder, Catheter Properly Secured, Tubing Free of Kinks Patent/Draining Pale Yellow
Urinary Catheter Patency		
Urine Color		
Document	11/26/22 16:00 LH (Rec: 11/26/22 16:07 LH Phone)	
Urinary Catheter		
Urinary Catheter Documentation		
Document Only What is Done or Assessed		
Catheter Type		Urethral Catheter
Reason for Indwelling Urinary Catheter		Acute Urinary Retention
What is being documented		Management
Placement		
Urinary Catheter Date of Insertion		11/17/22
Urinary Catheter Time of Insertion		00:30
Management		
Urinary Catheter Placement Elapsed Time		9 days, 15 hours, 15 minutes
Criteria to Remove Catheter Per Protocol		Does Not Meet Criteria
Meets Criteria for Indwelling Urinary Catheter Removal		No
Provider Called to Remove Indwelling Urinary Catheter		No
Order Received to Remove Indwelling Urinary Catheter		No

Lyons, Kathleen A

Facility: Queen of the Valley Hospital **Location:** Q 1 Intensive Care Unit
 61 F 07/13/1961 **Med Rec Num:** MR01483046

Room-Bed: QI007-A
Visit: QH0054940416

Interventions - Continued

Indwelling Urinary Catheter Care Protocol Followed	Closed System Intact, Bag Hung Below Bladder, Catheter Properly Secured, Tubing Free of Kinks Patent/Draining Pale Yellow
Urinary Catheter Patency	
Urine Color	
Document 11/26/22 20:00 LO (Rec: 11/26/22 20:35 LO Desktop)	
Urinary Catheter	
Urinary Catheter Documentation	
Document Only What is Done or Assessed	
Catheter Type	Urethral Catheter
Reason for Indwelling Urinary Catheter	Acute Urinary Retention
What is being documented	Management
Placement	
Urinary Catheter Date of Insertion	11/17/22
Urinary Catheter Time of Insertion	00:30
Management	
Urinary Catheter Placement Elapsed Time	9 days, 20 hours, 19 minutes
Criteria to Remove Catheter Per Protocol	Does Not Meet Criteria
Meets Criteria for Indwelling Urinary Catheter Removal	No
Provider Called to Remove Indwelling Urinary Catheter	No
Order Received to Remove Indwelling Urinary Catheter	Closed System Intact, Bag Hung Below Bladder, Catheter Properly Secured, Tubing Free of Kinks Patent/Draining Pale Yellow
Indwelling Urinary Catheter Care Protocol Followed	
Urinary Catheter Patency	
Urine Color	
Document 11/27/22 00:00 LO (Rec: 11/27/22 03:10 LO Desktop)	
Urinary Catheter	
Urinary Catheter Documentation	
Document Only What is Done or Assessed	
Catheter Type	Urethral Catheter
Reason for Indwelling Urinary Catheter	Acute Urinary Retention
What is being documented	Management
Placement	
Urinary Catheter Date of Insertion	11/17/22
Urinary Catheter Time of Insertion	00:30
Management	

Lyons, Kathleen A

Facility: Queen of the Valley Hospital **Location:** Q 1 Intensive Care Unit
 61 F 07/13/1961 **Med Rec Num:** MR01483046

Room-Bed: QI007-A
Visit: QH0054940416

Interventions - Continued

Urinary Catheter Placement Elapsed Time	10 days, 2 hours, 2 minutes
Criteria to Remove Catheter Per Protocol	Does Not Meet Criteria
Meets Criteria for Indwelling Urinary Catheter Removal	No
Provider Called to Remove Indwelling Urinary Catheter	No
Order Received to Remove Indwelling Urinary Catheter	No
Indwelling Urinary Catheter Care Protocol Followed	Closed System Intact, Bag Hung Below Bladder, Catheter Properly Secured, Tubing Free of Kinks
Urinary Catheter Patency	Patent/Draining
Urine Color	Pale Yellow
Document 11/27/22 04:00 LO (Rec: 11/27/22 04:49 LO Desktop)	
Urinary Catheter	
Urinary Catheter Documentation	Urethral Catheter
Document Only What is Done or Assessed	Acute Urinary Retention
Catheter Type	Management
Reason for Indwelling Urinary Catheter	
What is being documented	11/17/22
Placement	00:30
Urinary Catheter Date of Insertion	10 days, 4 hours, 4 minutes
Urinary Catheter Time of Insertion	Does Not Meet Criteria
Management	No
Urinary Catheter Placement Elapsed Time	No
Criteria to Remove Catheter Per Protocol	No
Meets Criteria for Indwelling Urinary Catheter Removal	No
Provider Called to Remove Indwelling Urinary Catheter	No
Order Received to Remove Indwelling Urinary Catheter	Closed System Intact, Bag Hung Below Bladder, Catheter Properly Secured, Tubing Free of Kinks
Indwelling Urinary Catheter Care Protocol Followed	Patent/Draining
Urinary Catheter Patency	Pale Yellow
Urine Color	
Document 11/27/22 08:00 LH (Rec: 11/27/22 11:30 LH Phone)	
Urinary Catheter	
Urinary Catheter Documentation	Urethral Catheter
Document Only What is Done or Assessed	Acute Urinary Retention
Catheter Type	
Reason for Indwelling Urinary Catheter	

Lyons, Kathleen A

Facility: Queen of the Valley Hospital **Location:** Q 1 Intensive Care Unit
 61 F 07/13/1961 **Med Rec Num:** MR01483046

Room-Bed: QI007-A
Visit: QH0054940416

Interventions - Continued

What is being documented	Management
Placement	11/17/22
Urinary Catheter Date of Insertion	00:30
Urinary Catheter Time of Insertion	10 days, 11 hours, 10 minutes
Management	Does Not Meet Criteria
Urinary Catheter Placement Elapsed Time	No
Criteria to Remove Catheter Per Protocol	No
Meets Criteria for Indwelling Urinary Catheter Removal	No
Provider Called to Remove Indwelling Urinary Catheter	Closed System Intact, Bag Hung Below
Order Received to Remove Indwelling Urinary Catheter	Bladder, Catheter Properly Secured,
Indwelling Urinary Catheter Care Protocol Followed	Tubing Free of Kinks
Urinary Catheter Patency	Patent/Draining
Urine Color	Pale Yellow
Document 11/27/22 12:00 LH (Rec: 11/27/22 14:14 LH Phone)	
Urinary Catheter	Urethral Catheter
Urinary Catheter Documentation	Acute Urinary Retention
Document Only What is Done or Assessed	Management
Catheter Type	11/17/22
Reason for Indwelling Urinary Catheter	00:30
What is being documented	10 days, 13 hours, 13 minutes
Placement	Does Not Meet Criteria
Urinary Catheter Date of Insertion	No
Urinary Catheter Time of Insertion	No
Management	No
Urinary Catheter Placement Elapsed Time	Closed System Intact, Bag Hung Below
Criteria to Remove Catheter Per Protocol	Bladder, Catheter Properly Secured,
Meets Criteria for Indwelling Urinary Catheter Removal	Tubing Free of Kinks
Provider Called to Remove Indwelling Urinary Catheter	Patent/Draining
Order Received to Remove Indwelling Urinary Catheter	Pale Yellow
Indwelling Urinary Catheter Care Protocol Followed	
Urinary Catheter Patency	
Urine Color	
Document 11/27/22 16:00 LH (Rec: 11/27/22 17:02 LH Phone)	

Lyons, Kathleen A

Facility: Queen of the Valley Hospital **Location:** Q 1 Intensive Care Unit
 61 F 07/13/1961 **Med Rec Num:** MR01483046

Room-Bed: QI007-A
Visit: QH0054940416

Interventions - Continued

Urinary Catheter			
Urinary Catheter Documentation			
Document Only What is Done or Assessed			
Catheter Type			Urethral Catheter
Reason for Indwelling Urinary Catheter			Acute Urinary Retention
What is being documented			Management
Placement			
Urinary Catheter Date of Insertion		11/17/22	
Urinary Catheter Time of Insertion		00:30	
Management			
Urinary Catheter Placement Elapsed Time		10 days, 16 hours, 16 minutes	
Criteria to Remove Catheter Per Protocol		Does Not Meet Criteria	
Meets Criteria for Indwelling Urinary Catheter Removal		No	
Provider Called to Remove Indwelling Urinary Catheter		No	
Order Received to Remove Indwelling Urinary Catheter		No	
Indwelling Urinary Catheter Care Protocol Followed		Closed System Intact, Bag Hung Below	
		Bladder, Catheter Properly Secured,	
		Tubing Free of Kinks	
		Patent/Draining	
		Pale Yellow	
Urinary Catheter Patency			
Urine Color			
Document 11/27/22 20:00 JAB (Rec: 11/27/22 20:07 JAB Desktop)			
Urinary Catheter			
Urinary Catheter Documentation			
Document Only What is Done or Assessed			
Catheter Type			Urethral Catheter
Reason for Indwelling Urinary Catheter			Acute Urinary Retention
What is being documented			Management
Placement			
Urinary Catheter Date of Insertion		11/17/22	
Urinary Catheter Time of Insertion		00:30	
Management			
Urinary Catheter Placement Elapsed Time		10 days, 19 hours, 19 minutes	
Criteria to Remove Catheter Per Protocol		Does Not Meet Criteria	
Meets Criteria for Indwelling Urinary Catheter Removal		No	
Provider Called to Remove Indwelling Urinary Catheter		No	
Order Received to Remove Indwelling Urinary Catheter		No	
Indwelling Urinary Catheter Care Protocol Followed		Closed System Intact, Bag Hung Below	

Lyons, Kathleen A

Facility: Queen of the Valley Hospital **Location:** Q 1 Intensive Care Unit
 61 F 07/13/1961 **Med Rec Num:** MR01483046

Room-Bed: QI007-A
Visit: QH0054940416

Interventions - Continued

Urinary Catheter Patency		Bladder, Catheter Properly Secured, Tubing Free of Kinks
Urine Color		Patent/Draining
Document 11/27/22 23:59 JAB (Rec: 11/28/22 02:41 JAB Desktop)		Pale Yellow
Urinary Catheter		
Urinary Catheter Documentation		
Document Only What is Done or Assessed		
Catheter Type		Urethral Catheter
Reason for Indwelling Urinary Catheter		Acute Urinary Retention
What is being documented		Management
Placement		
Urinary Catheter Date of Insertion	11/17/22	
Urinary Catheter Time of Insertion	00:30	
Management		
Urinary Catheter Placement Elapsed Time	11 days, 2 hours, 2 minutes	
Criteria to Remove Catheter Per Protocol	Does Not Meet Criteria	
Meets Criteria for Indwelling Urinary Catheter Removal	No	
Provider Called to Remove Indwelling Urinary Catheter	No	
Order Received to Remove Indwelling Urinary Catheter	No	
Indwelling Urinary Catheter Care Protocol Followed	Closed System Intact, Bag Hung Below Bladder, Catheter Properly Secured, Tubing Free of Kinks	
Urinary Catheter Patency		Patent/Draining
Urine Color		Pale Yellow
Document 11/28/22 04:00 JAB (Rec: 11/28/22 04:50 JAB Desktop)		
Urinary Catheter		
Urinary Catheter Documentation		
Document Only What is Done or Assessed		
Catheter Type		Urethral Catheter
Reason for Indwelling Urinary Catheter		Acute Urinary Retention
What is being documented		Management
Placement		
Urinary Catheter Date of Insertion	11/17/22	
Urinary Catheter Time of Insertion	00:30	
Management		
Urinary Catheter Placement Elapsed Time	11 days, 4 hours, 4 minutes	

Iyons, Kathleen A

Facility: Queen of the Valley Hospital **Location:** Q 1 Intensive Care Unit
 61 F 07/13/1961 **Med Rec Num:** MR01483046

Room-Bed: QI007-A
Visit: QH0054940416

Interventions - Continued

Criteria to Remove Catheter Per Protocol	Does Not Meet Criteria
Meets Criteria for Indwelling Urinary Catheter Removal	No
Provider Called to Remove Indwelling Urinary Catheter	No
Order Received to Remove Indwelling Urinary Catheter	No
Indwelling Urinary Catheter Care Protocol Followed	Closed System Intact, Bag Hung Below Bladder, Catheter Properly Secured, Tubing Free of Kinks
Urinary Catheter Patency	Patent/Draining
Urine Color	Pale Yellow
Document 11/28/22 08:00 UG (Rec: 11/28/22 16:35 UG Desktop)	
Urinary Catheter	
Urinary Catheter Documentation	Urethral Catheter
Document Only What is Done or Assessed	Acute Urinary Retention
Catheter Type	Management
Reason for Indwelling Urinary Catheter	
What is being documented	
Placement	
Urinary Catheter Date of Insertion	11/17/22
Urinary Catheter Time of Insertion	00:30
Management	
Urinary Catheter Placement Elapsed Time	11 days, 16 hours, 15 minutes
Criteria to Remove Catheter Per Protocol	Does Not Meet Criteria
Meets Criteria for Indwelling Urinary Catheter Removal	No
Provider Called to Remove Indwelling Urinary Catheter	No
Order Received to Remove Indwelling Urinary Catheter	No
Indwelling Urinary Catheter Care Protocol Followed	Closed System Intact, Bag Hung Below Bladder, Catheter Properly Secured, Tubing Free of Kinks
Urinary Catheter Patency	Patent/Draining
Urine Color	Pale Yellow
Document 11/28/22 12:00 UG (Rec: 11/28/22 16:35 UG Desktop)	
Urinary Catheter	
Urinary Catheter Documentation	Urethral Catheter
Document Only What is Done or Assessed	Acute Urinary Retention
Catheter Type	Management
Reason for Indwelling Urinary Catheter	
What is being documented	

Tyons, Kathleen A

Facility: Queen of the Valley Hospital **Location:** Q 1 Intensive Care Unit
 61 F 07/13/1961 **Med Rec Num:** MR01483046

Room-Bed: QI007-A
Visit: QH0054940416

Interventions - Continued

Placement				
Urinary Catheter Date of Insertion		11/17/22		
Urinary Catheter Time of Insertion		00:30		
Management				
Urinary Catheter Placement Elapsed Time		11 days, 16 hours, 15 minutes		
Criteria to Remove Catheter Per Protocol		Does Not Meet Criteria		
Meets Criteria for Indwelling Urinary Catheter Removal		No		
Provider Called to Remove Indwelling Urinary Catheter		No		
Order Received to Remove Indwelling Urinary Catheter		No		
Indwelling Urinary Catheter Care Protocol Followed		Closed System Intact, Bag Hung Below Bladder, Catheter Properly Secured, Tubing Free of Kinks Patent/Draining		
Urinary Catheter Patency		Pale Yellow		
Urine Color				
Document 11/28/22 16:00 UG (Rec: 11/28/22 16:35 UG Desktop)				
Urinary Catheter				
Urinary Catheter Documentation				
Document Only What is Done or Assessed				
Catheter Type		Urethral Catheter		
Reason for Indwelling Urinary Catheter		Acute Urinary Retention		
What is being documented		Management		
Placement				
Urinary Catheter Date of Insertion		11/17/22		
Urinary Catheter Time of Insertion		00:30		
Management				
Urinary Catheter Placement Elapsed Time		11 days, 16 hours, 15 minutes		
Criteria to Remove Catheter Per Protocol		Does Not Meet Criteria		
Meets Criteria for Indwelling Urinary Catheter Removal		No		
Provider Called to Remove Indwelling Urinary Catheter		No		
Order Received to Remove Indwelling Urinary Catheter		No		
Indwelling Urinary Catheter Care Protocol Followed		Closed System Intact, Bag Hung Below Bladder, Catheter Properly Secured, Tubing Free of Kinks Patent/Draining		
Urinary Catheter Patency		Pale Yellow		
Urine Color				
Document 11/28/22 20:00 XD (Rec: 11/28/22 21:03 XD Desktop)				
Urinary Catheter				

Lyons, Kathleen A

Facility: Queen of the Valley Hospital **Location:** Q 1 Intensive Care Unit
 61 F 07/13/1961 **Med Rec Num:** MR01483046

Room-Bed: QI007-A
Visit: QH0054940416

Interventions - Continued

Urinary Catheter Documentation	Document Only What is Done or Assessed	Urthral Catheter
Catheter Type	Reason for Indwelling Urinary Catheter	Acute Urinary Retention
What is being documented	Placement	Management
Urinary Catheter Date of Insertion	11/17/22	
Urinary Catheter Time of Insertion	00:30	
Management	Urinary Catheter Placement Elapsed Time	11 days, 20 hours, 20 minutes
Criteria to Remove Catheter Per Protocol	Meets Criteria for Indwelling Urinary Catheter Removal	Does Not Meet Criteria
Provider Called to Remove Indwelling Urinary Catheter	Order Received to Remove Indwelling Urinary Catheter	No
Indwelling Urinary Catheter Care Protocol Followed		No
Urinary Catheter Patency	Urinary Catheter Documentation	Closed System Intact, Bag Hung Below
Urine Color	Urinary Catheter Documentation	Bladder, Catheter Properly Secured,
Urinary Catheter	Document Only What is Done or Assessed	Tubing Free of Kinks
Catheter Type	Reason for Indwelling Urinary Catheter	Patent/Draining
What is being documented	Placement	Pale Yellow
Urinary Catheter Date of Insertion	11/17/22	
Urinary Catheter Time of Insertion	00:30	
Management	Urinary Catheter Placement Elapsed Time	12 days, 0 hours, 0 minutes
Criteria to Remove Catheter Per Protocol	Meets Criteria for Indwelling Urinary Catheter Removal	Does Not Meet Criteria
Provider Called to Remove Indwelling Urinary Catheter	Order Received to Remove Indwelling Urinary Catheter	No
Indwelling Urinary Catheter Care Protocol Followed		No
		Closed System Intact, Bag Hung Below
		Bladder, Catheter Properly Secured,

Iyons, Kathleen A

Facility: Queen of the Valley Hospital **Location:** Q 1 Intensive Care Unit
 61 F 07/13/1961 **Med Rec Num:** MR01483046

Room-Bed: QI007-A
Visit: QH0054940416

Interventions - Continued

Urinary Catheter Patency		Tubing Free of Kinks
Urine Color		Patent/Draining
Document 11/29/22 04:00 XD (Rec: 11/29/22 05:04 XD Desktop)		Pale Yellow
Urinary Catheter		
Urinary Catheter Documentation		
Document Only What is Done or Assessed		
Catheter Type		Urethral Catheter
Reason for Indwelling Urinary Catheter		Acute Urinary Retention
What is being documented		Management
Placement		
Urinary Catheter Date of Insertion	11/17/22	
Urinary Catheter Time of Insertion	00:30	
Management		
Urinary Catheter Placement Elapsed Time	12 days, 4 hours, 4 minutes	
Criteria to Remove Catheter Per Protocol	Does Not Meet Criteria	
Meets Criteria for Indwelling Urinary Catheter Removal	No	
Provider Called to Remove Indwelling Urinary Catheter	No	
Order Received to Remove Indwelling Urinary Catheter	No	
Indwelling Urinary Catheter Care Protocol Followed	Closed System Intact, Bag Hung Below Bladder, Catheter Properly Secured, Tubing Free of Kinks	
Urinary Catheter Patency		Patent/Draining
Urine Color		Pale Yellow
Document 11/29/22 08:00 UG (Rec: 11/29/22 10:03 UG Desktop)		
Urinary Catheter		
Urinary Catheter Documentation		
Document Only What is Done or Assessed		
Catheter Type		Urethral Catheter
Reason for Indwelling Urinary Catheter		Acute Urinary Retention
What is being documented		Management
Placement		
Urinary Catheter Date of Insertion	11/17/22	
Urinary Catheter Time of Insertion	00:30	
Management		
Urinary Catheter Placement Elapsed Time	12 days, 9 hours, 9 minutes	
Criteria to Remove Catheter Per Protocol	Does Not Meet Criteria	

Lyons, Kathleen A

Facility: Queen of the Valley Hospital **Location:** Q 1 Intensive Care Unit
 61 F 07/13/1961 **Med Rec Num:** MR01483046

Room-Bed: QI007-A
Visit: QH0054940416

Interventions - Continued

Meets Criteria for Indwelling Urinary Catheter Removal	No	
Provider Called to Remove Indwelling Urinary Catheter	No	
Order Received to Remove Indwelling Urinary Catheter	No	
Indwelling Urinary Catheter Care Protocol Followed		Closed System Intact, Bag Hung Below Bladder, Catheter Properly Secured, Tubing Free of Kinks Patent/Draining Pale Yellow
Urinary Catheter Patency		
Urine Color		
Document 11/29/22 12:00 UG (Rec: 11/29/22 15:55 UG Desktop)		
Urinary Catheter		
Urinary Catheter Documentation		
Document Only What is Done or Assessed		
Catheter Type		Urethral Catheter
Reason for Indwelling Urinary Catheter		Acute Urinary Retention
What is being documented		Management
Placement		
Urinary Catheter Date of Insertion	11/17/22	
Urinary Catheter Time of Insertion	00:30	
Management		
Urinary Catheter Placement Elapsed Time	12 days, 15 hours, 15 minutes	
Criteria to Remove Catheter Per Protocol	Does Not Meet Criteria	
Meets Criteria for Indwelling Urinary Catheter Removal	No	
Provider Called to Remove Indwelling Urinary Catheter	No	
Order Received to Remove Indwelling Urinary Catheter	No	
Indwelling Urinary Catheter Care Protocol Followed		Closed System Intact, Bag Hung Below Bladder, Catheter Properly Secured, Tubing Free of Kinks Patent/Draining Pale Yellow
Urinary Catheter Patency		
Urine Color		
Document 11/29/22 16:00 UG (Rec: 11/29/22 17:16 UG Desktop)		
Urinary Catheter		
Urinary Catheter Documentation		
Document Only What is Done or Assessed		
Catheter Type		Urethral Catheter
Reason for Indwelling Urinary Catheter		Acute Urinary Retention
What is being documented		Management
Placement		

Lyons, Kathleen A

Facility: Queen of the Valley Hospital **Location:** Q 1 Intensive Care Unit
 61 F 07/13/1961 **Med Rec Num:** MR01483046

Room-Bed: QI007-A
Visit: QH0054940416

Interventions - Continued

Urinary Catheter Date of Insertion	11/17/22
Urinary Catheter Time of Insertion	00:30
Management	
Urinary Catheter Placement Elapsed Time	12 days, 16 hours, 16 minutes
Criteria to Remove Catheter Per Protocol	Does Not Meet Criteria
Meets Criteria for Indwelling Urinary Catheter Removal	No
Provider Called to Remove Indwelling Urinary Catheter	No
Order Received to Remove Indwelling Urinary Catheter	No
Indwelling Urinary Catheter Care Protocol Followed	Closed System Intact, Bag Hung Below Bladder, Catheter Properly Secured, Tubing Free of Kinks
Urinary Catheter Patency	Pale Yellow
Urine Color	Pale Yellow
Document 11/29/22 20:00 XD (Rec: 11/29/22 20:14 XD Desktop)	
Urinary Catheter	
Urinary Catheter Documentation	
Document Only What is Done or Assessed	
Catheter Type	Urethral Catheter
Reason for Indwelling Urinary Catheter	Acute Urinary Retention
What is being documented	Management
Placement	
Urinary Catheter Date of Insertion	11/17/22
Urinary Catheter Time of Insertion	00:30
Management	
Urinary Catheter Placement Elapsed Time	12 days, 19 hours, 19 minutes
Criteria to Remove Catheter Per Protocol	Does Not Meet Criteria
Meets Criteria for Indwelling Urinary Catheter Removal	No
Provider Called to Remove Indwelling Urinary Catheter	No
Order Received to Remove Indwelling Urinary Catheter	No
Indwelling Urinary Catheter Care Protocol Followed	Closed System Intact, Bag Hung Below Bladder, Catheter Properly Secured, Tubing Free of Kinks
Urinary Catheter Patency	Patent/Draining
Urine Color	Pale Yellow
Document 11/29/22 23:59 XD (Rec: 11/30/22 01:26 XD Desktop)	
Urinary Catheter	
Urinary Catheter Documentation	

Lyons, Kathleen A

Facility: Queen of the Valley Hospital **Location:** Q 1 Intensive Care Unit
 61 F 07/13/1961 **Med Rec Num:** MR01483046

Room-Bed: QI007-A
Visit: QH0054940416

Interventions - Continued

Document Only What is Done or Assessed	
Catheter Type	Urethral Catheter
Reason for Indwelling Urinary Catheter	Acute Urinary Retention
What is being documented	Management
Placement	
Urinary Catheter Date of Insertion	11/17/22
Urinary Catheter Time of Insertion	00:30
Management	
Urinary Catheter Placement Elapsed Time	13 days, 0 hours, 0 minutes
Criteria to Remove Catheter Per Protocol	Does Not Meet Criteria
Meets Criteria for Indwelling Urinary Catheter Removal	No
Provider Called to Remove Indwelling Urinary Catheter	No
Order Received to Remove Indwelling Urinary Catheter	No
Indwelling Urinary Catheter Care Protocol Followed	Closed System Intact, Bag Hung Below Bladder, Catheter Properly Secured, Tubing Free of Kinks
Urinary Catheter Patency	Pale Yellow
Urine Color	
Document 11/30/22 04:00 XD (Rec: 11/30/22 05:16 XD Desktop)	
Urinary Catheter	
Urinary Catheter Documentation	
Document Only What is Done or Assessed	
Catheter Type	Urethral Catheter
Reason for Indwelling Urinary Catheter	Acute Urinary Retention
What is being documented	Management
Placement	
Urinary Catheter Date of Insertion	11/17/22
Urinary Catheter Time of Insertion	00:30
Management	
Urinary Catheter Placement Elapsed Time	13 days, 4 hours, 4 minutes
Criteria to Remove Catheter Per Protocol	Does Not Meet Criteria
Meets Criteria for Indwelling Urinary Catheter Removal	No
Provider Called to Remove Indwelling Urinary Catheter	No
Order Received to Remove Indwelling Urinary Catheter	No
Indwelling Urinary Catheter Care Protocol Followed	Closed System Intact, Bag Hung Below Bladder, Catheter Properly Secured, Tubing Free of Kinks

Lyons, Kathleen A

Facility: Queen of the Valley Hospital **Location:** Q 1 Intensive Care Unit
 61 F 07/13/1961 **Med Rec Num:** MR01483046

Room-Bed: QI007-A
Visit: QH0054940416

Interventions - Continued

Urinary Catheter Patency		Patent/Draining
Urine Color		Pale Yellow
Document 11/30/22 08:00 JM (Rec: 11/30/22 09:47 JM Desktop)		
Urinary Catheter		
Urinary Catheter Documentation		
Document Only What is Done or Assessed		
Catheter Type		Urethral Catheter
Reason for Indwelling Urinary Catheter		Acute Urinary Retention
What is being documented		Management
Placement		
Urinary Catheter Date of Insertion	11/17/22	
Urinary Catheter Time of Insertion	00:30	
Management		
Urinary Catheter Placement Elapsed Time	13 days, 9 hours, 9 minutes	
Criteria to Remove Catheter Per Protocol	Does Not Meet Criteria	
Meets Criteria for Indwelling Urinary Catheter Removal	No	
Provider Called to Remove Indwelling Urinary Catheter	No	
Order Received to Remove Indwelling Urinary Catheter	No	
Indwelling Urinary Catheter Care Protocol Followed	Closed System Intact, Bag Hung Below Bladder, Catheter Properly Secured, Tubing Free of Kinks	
Urinary Catheter Patency		Patent/Draining
Urine Color		Pale Yellow
Document 11/30/22 12:00 JM (Rec: 11/30/22 12:09 JM Desktop)		
Urinary Catheter		
Urinary Catheter Documentation		
Document Only What is Done or Assessed		
Catheter Type		Urethral Catheter
Reason for Indwelling Urinary Catheter		Acute Urinary Retention
What is being documented		Management
Placement		
Urinary Catheter Date of Insertion	11/17/22	
Urinary Catheter Time of Insertion	00:30	
Management		
Urinary Catheter Placement Elapsed Time	13 days, 11 hours, 11 minutes	
Criteria to Remove Catheter Per Protocol	Does Not Meet Criteria	
Meets Criteria for Indwelling Urinary Catheter Removal	No	

Lyons, Kathleen A

Facility: Queen of the Valley Hospital **Location:** Q 1 Intensive Care Unit
 61 F 07/13/1961 **Med Rec Num:** MR01483046

Room-Bed: QI007-A
Visit: QH0054940416

Interventions - Continued

Provider Called to Remove Indwelling Urinary Catheter Order Received to Remove Indwelling Urinary Catheter Indwelling Urinary Catheter Care Protocol Followed Urinary Catheter Patency Urine Color Document 11/30/22 16:00 JM (Rec: 11/30/22 16:06 JM Desktop) Urinary Catheter Urinary Catheter Documentation Document Only What is Done or Assessed Catheter Type Reason for Indwelling Urinary Catheter What is being documented Placement	No No Closed System Intact, Bag Hung Below Bladder, Catheter Properly Secured, Tubing Free of Kinks Patent/Draining Pale Yellow
Urinary Catheter Documentation Document Only What is Done or Assessed Catheter Type Reason for Indwelling Urinary Catheter What is being documented Placement	Urethral Catheter Acute Urinary Retention Management
Urinary Catheter Date of Insertion Urinary Catheter Time of Insertion Management Urinary Catheter Placement Elapsed Time Criteria to Remove Catheter Per Protocol Meets Criteria for Indwelling Urinary Catheter Removal Provider Called to Remove Indwelling Urinary Catheter Order Received to Remove Indwelling Urinary Catheter Indwelling Urinary Catheter Care Protocol Followed	11/17/22 00:30 13 days, 15 hours, 15 minutes Does Not Meet Criteria No No No Closed System Intact, Bag Hung Below Bladder, Catheter Properly Secured, Tubing Free of Kinks Patent/Draining Pale Yellow
Urinary Catheter Patency Urine Color Document 11/30/22 20:00 HL (Rec: 11/30/22 23:48 HL Desktop) Urinary Catheter Urinary Catheter Documentation Document Only What is Done or Assessed Catheter Type Reason for Indwelling Urinary Catheter What is being documented Placement	Urethral Catheter Acute Urinary Retention Management
Urinary Catheter Date of Insertion	11/17/22

Lyons Kathleen A

Facility: Queen of the Valley Hospital **Location:** Q 1 Intensive Care Unit
 61 F 07/13/1961 **Med Rec Num:** MR01483046

Room-Bed: QI007-A
Visit: QH0054940416

Interventions - Continued

Urinary Catheter Time of Insertion Management	00:30	
Urinary Catheter Placement Elapsed Time	13 days, 23 hours, 22 minutes	
Criteria to Remove Catheter Per Protocol	Does Not Meet Criteria	
Meets Criteria for Indwelling Urinary Catheter Removal	No	
Provider Called to Remove Indwelling Urinary Catheter	No	
Order Received to Remove Indwelling Urinary Catheter	No	
Indwelling Urinary Catheter Care Protocol Followed	Closed System Intact, Bag Hung Below Bladder, Catheter Properly Secured, Tubing Free of Kinks	
Urinary Catheter Patency	Patent/Draining	
Urine Color	Pale Yellow	
Document 11/30/22 23:59 HL (Rec: 12/01/22 00:55 HL Desktop)		
Urinary Catheter		
Urinary Catheter Documentation		
Document Only What is Done or Assessed		
Catheter Type	Urethral Catheter	
Reason for Indwelling Urinary Catheter	Acute Urinary Retention	
What is being documented	Management	
Placement		
Urinary Catheter Date of Insertion	11/17/22	
Urinary Catheter Time of Insertion	00:30	
Management		
Urinary Catheter Placement Elapsed Time	14 days, 0 hours, 0 minutes	
Criteria to Remove Catheter Per Protocol	Does Not Meet Criteria	
Meets Criteria for Indwelling Urinary Catheter Removal	No	
Provider Called to Remove Indwelling Urinary Catheter	No	
Order Received to Remove Indwelling Urinary Catheter	No	
Indwelling Urinary Catheter Care Protocol Followed	Closed System Intact, Bag Hung Below Bladder, Catheter Properly Secured, Tubing Free of Kinks	
Urinary Catheter Patency	Patent/Draining	
Urine Color	Pale Yellow	
Document 12/01/22 04:00 HL (Rec: 12/01/22 04:48 HL Desktop)		
Urinary Catheter		
Urinary Catheter Documentation		
Document Only What is Done or Assessed		

Lyons, Kathleen A

Facility: Queen of the Valley Hospital **Location:** Q 1 Intensive Care Unit
 61 F 07/13/1961 **Med Rec Num:** MR01483046

Room-Bed: QI007-A
Visit: QH0054940416

Interventions - Continued

Catheter Type	Urethral Catheter
Reason for Indwelling Urinary Catheter	Acute Urinary Retention
What is being documented	Management
Placement	
Urinary Catheter Date of Insertion	11/17/22
Urinary Catheter Time of Insertion	00:30
Management	
Urinary Catheter Placement Elapsed Time	14 days, 4 hours, 4 minutes
Criteria to Remove Catheter Per Protocol	Does Not Meet Criteria
Meets Criteria for Indwelling Urinary Catheter Removal	No
Provider Called to Remove Indwelling Urinary Catheter	No
Order Received to Remove Indwelling Urinary Catheter	No
Indwelling Urinary Catheter Care Protocol Followed	Closed System Intact, Bag Hung Below Bladder, Catheter Properly Secured, Tubing Free of Kinks
Urinary Catheter Patency	Pale Yellow
Urine Color	
Document 12/01/22 08:00 JR (Rec: 12/01/22 09:49 JR Desktop)	
Urinary Catheter	
Urinary Catheter Documentation	
Document Only What is Done or Assessed	
Catheter Type	Urethral Catheter
Reason for Indwelling Urinary Catheter	Acute Urinary Retention
What is being documented	Management
Placement	
Urinary Catheter Date of Insertion	11/17/22
Urinary Catheter Time of Insertion	00:30
Management	
Urinary Catheter Placement Elapsed Time	14 days, 9 hours, 9 minutes
Criteria to Remove Catheter Per Protocol	Does Not Meet Criteria
Meets Criteria for Indwelling Urinary Catheter Removal	No
Provider Called to Remove Indwelling Urinary Catheter	No
Order Received to Remove Indwelling Urinary Catheter	No
Indwelling Urinary Catheter Care Protocol Followed	Closed System Intact, Bag Hung Below Bladder, Catheter Properly Secured, Tubing Free of Kinks
Urinary Catheter Patency	Patent/Draining

Lyons, Kathleen A

Facility: Queen of the Valley Hospital **Location:** Q 1 Intensive Care Unit
 61 F 07/13/1961 **Med Rec Num:** MR01483046

Room-Bed: QI007-A
Visit: QH0054940416

Interventions - Continued

Urine Color	Document 12/01/22 12:00 JR (Rec: 12/01/22 12:26 JR Desktop)	Dark Yellow
Urinary Catheter	Urinary Catheter Documentation	
Document Only What is Done or Assessed	Document Only What is Done or Assessed	
Catheter Type	Urinary Catheter Date of Insertion	Urethral Catheter
Reason for Indwelling Urinary Catheter	Urinary Catheter Time of Insertion	Acute Urinary Retention
What is being documented	Management	Management
Placement	Urinary Catheter Placement Elapsed Time	11/17/22
Urinary Catheter Date of Insertion	Criteria to Remove Catheter Per Protocol	00:30
Urinary Catheter Time of Insertion	Management	14 days, 11 hours, 11 minutes
Management	Urinary Catheter Placement Elapsed Time	Does Not Meet Criteria
Urinary Catheter Date of Insertion	Criteria to Remove Catheter Per Protocol	No
Urinary Catheter Time of Insertion	Provider Called to Remove Indwelling Urinary Catheter	No
Management	Order Received to Remove Indwelling Urinary Catheter	No
Urinary Catheter Placement Elapsed Time	Indwelling Urinary Catheter Care Protocol Followed	Closed System Intact, Bag Hung Below
Criteria to Remove Catheter Per Protocol	Urinary Catheter Patency	Bladder, Catheter Properly Secured,
Provider Called to Remove Indwelling Urinary Catheter	Urine Color	Tubing Free of Kinks
Management	Document 12/01/22 16:00 JR (Rec: 12/01/22 16:37 JR Desktop)	Patent/Draining
Urinary Catheter	Urinary Catheter Documentation	Dark Yellow
Document Only What is Done or Assessed	Document Only What is Done or Assessed	
Catheter Type	Urinary Catheter Date of Insertion	Urethral Catheter
Reason for Indwelling Urinary Catheter	Urinary Catheter Time of Insertion	Acute Urinary Retention
What is being documented	Management	Management
Placement	Urinary Catheter Placement Elapsed Time	11/17/22
Urinary Catheter Date of Insertion	Criteria to Remove Catheter Per Protocol	00:30
Urinary Catheter Time of Insertion	Provider Called to Remove Indwelling Urinary Catheter	14 days, 16 hours, 15 minutes
Management	Management	Does Not Meet Criteria
Urinary Catheter Placement Elapsed Time	Management	No
Criteria to Remove Catheter Per Protocol	Management	No
Provider Called to Remove Indwelling Urinary Catheter	Management	No

Lyons, Kathleen A

Facility: Queen of the Valley Hospital **Location:** Q 1 Intensive Care Unit
 61 F 07/13/1961 **Med Rec Num:** MR01483046

Room-Bed: QI007-A
Visit: QH0054940416

Interventions - Continued

Order Received to Remove Indwelling Urinary Catheter	No	
Indwelling Urinary Catheter Care Protocol Followed	Closed System Intact, Bag Hung Below Bladder, Catheter Properly Secured, Tubing Free of Kinks	
Urinary Catheter Patency	Patent/Draining	
Urine Color	Dark Yellow	
Document 12/01/22 20:00 HL (Rec: 12/01/22 20:32 HL Desktop)		
Urinary Catheter		
Urinary Catheter Documentation		
Document Only What is Done or Assessed		
Catheter Type	Urethral Catheter	
Reason for Indwelling Urinary Catheter	Acute Urinary Retention	
What is being documented	Management	
Placement		
Urinary Catheter Date of Insertion	11/17/22	
Urinary Catheter Time of Insertion	00:30	
Management		
Urinary Catheter Placement Elapsed Time	14 days, 20 hours, 19 minutes	
Criteria to Remove Catheter Per Protocol	Does Not Meet Criteria	
Meets Criteria for Indwelling Urinary Catheter Removal	No	
Provider Called to Remove Indwelling Urinary Catheter	No	
Order Received to Remove Indwelling Urinary Catheter	Closed System Intact, Bag Hung Below Bladder, Catheter Properly Secured, Tubing Free of Kinks	
Indwelling Urinary Catheter Care Protocol Followed	Patent/Draining	
Urinary Catheter Patency	Pale Yellow	
Urine Color		
Document 12/01/22 23:59 HL (Rec: 12/02/22 00:13 HL Desktop)		
Urinary Catheter		
Urinary Catheter Documentation		
Document Only What is Done or Assessed		
Catheter Type	Urethral Catheter	
Reason for Indwelling Urinary Catheter	Acute Urinary Retention	
What is being documented	Management	
Placement		
Urinary Catheter Date of Insertion	11/17/22	
Urinary Catheter Time of Insertion	00:30	

Lyons, Kathleen A

Facility: Queen of the Valley Hospital **Location:** Q 1 Intensive Care Unit
 61 F 07/13/1961 **Med Rec Num:** MR01483046

Room-Bed: QI007-A
Visit: QH0054940416

Interventions - Continued

Management

Urinary Catheter Placement Elapsed Time
 Criteria to Remove Catheter Per Protocol
 Meets Criteria for Indwelling Urinary Catheter Removal
 Provider Called to Remove Indwelling Urinary Catheter
 Order Received to Remove Indwelling Urinary Catheter
 Indwelling Urinary Catheter Care Protocol Followed

Urinary Catheter Patency
 Urine Color

Document 12/02/22 04:00 HL (Rec: 12/02/22 04:46 HL Desktop)

Urinary Catheter

Urinary Catheter Documentation

Document Only What is Done or Assessed
 Catheter Type
 Reason for Indwelling Urinary Catheter
 What is being documented

Placement

Urinary Catheter Date of Insertion
 Urinary Catheter Time of Insertion

Management

Urinary Catheter Placement Elapsed Time
 Criteria to Remove Catheter Per Protocol
 Meets Criteria for Indwelling Urinary Catheter Removal
 Provider Called to Remove Indwelling Urinary Catheter
 Order Received to Remove Indwelling Urinary Catheter
 Indwelling Urinary Catheter Care Protocol Followed

Urinary Catheter Patency

Urine Color

Ventilation Assessment

Freq: Q4HR

Protocol:

Document 10/26/22 23:59 XD (Rec: 10/27/22 01:13 XD Desktop)
 Intubation

Start: 10/26/22 20:39

Status: Discharge

Urethral Catheter
 Acute Urinary Retention
 Management

11/17/22
 00:30

15 days, 4 hours, 4 minutes
 Does Not Meet Criteria

No
 No
 No
 Closed System Intact, Bag Hung Below
 Bladder, Catheter Properly Secured,
 Tubing Free of Kinks
 Patent/Draining
 Pale Yellow

Iyons, Kathleen A

Facility: Queen of the Valley Hospital **Location:** Q 1 Intensive Care Unit
 61 F 07/13/1961 **Med Rec Num:** MR01483046

Room-Bed: QI007-A
Visit: QH0054940416

Interventions - Continued

Document 10/27/22 12:00 LH (Rec: 10/27/22 13:04 LH Desktop)
 Intubation

Intubation
 ET/TRACH Tube Size (mm) 7.5
 ETT Position at Lip Right
 ETT at Lip (cm) 21
 Ventilator Assessment

Vent Settings

Ventilator Support Mode VC (Assist Control)
 Resp. Rate Setting (10-24 breaths/min) 16
 VT Set (100-1000 ml) 500
 FIO2 (%) 40
 PEEP (3-10 cm H2O) 5

Document 10/27/22 16:00 LH (Rec: 10/27/22 16:33 LH Desktop)

Intubation

Intubation
 ET/TRACH Tube Size (mm) 7.5
 ETT Position at Lip Right
 ETT at Lip (cm) 21
 Ventilator Assessment

Vent Settings

Ventilator Support Mode VC (Assist Control)
 Resp. Rate Setting (10-24 breaths/min) 16
 VT Set (100-1000 ml) 500
 FIO2 (%) 40
 PEEP (3-10 cm H2O) 5

Document 10/27/22 20:00 JAB (Rec: 10/27/22 22:56 JAB Desktop)

Intubation

Intubation
 ET/TRACH Tube Size (mm) 7.5
 ETT Position at Lip Right
 ETT at Lip (cm) 21
 Ventilator Assessment

Vent Settings

Ventilator Support Mode VC (Assist Control)
 Resp. Rate Setting (10-24 breaths/min) 16
 VT Set (100-1000 ml) 500

Iyons Kathleen A

Facility: Queen of the Valley Hospital **Location:** Q 1 Intensive Care Unit
 61 F 07/13/1961 **Med Rec Num:** MR01483046

Room-Bed: QI007-A
Visit: QH0054940416

Interventions - Continued

FI02 (%)					40
PEEP (3-10 cm H2O)					5
Document	10/27/22 23:59	JAB	(Rec: 10/28/22 00:48	JAB Desktop)	
Intubation					
Intubation					
ET/TRACH Tube Size (mm)					7.5
ETT Position at Lip					Right
ETT at Lip (cm)					21
Ventilator Assessment					
Vent Settings					
Ventilator Support Mode					VC (Assist Control)
Resp. Rate Setting (10-24 breaths/min)					16
VT Set (100-1000 ml)					500
FI02 (%)					40
PEEP (3-10 cm H2O)					5
Document	10/28/22 04:00	JAB	(Rec: 10/28/22 05:26	JAB Desktop)	
Intubation					
Intubation					
ET/TRACH Tube Size (mm)					7.5
ETT Position at Lip					Right
ETT at Lip (cm)					21
Ventilator Assessment					
Vent Settings					
Ventilator Support Mode					VC (Assist Control)
Resp. Rate Setting (10-24 breaths/min)					16
VT Set (100-1000 ml)					500
FI02 (%)					40
PEEP (3-10 cm H2O)					5
Document	10/28/22 08:00	GH	(Rec: 10/28/22 08:03	GH Other)	
Intubation					
Intubation					
ET/TRACH Tube Size (mm)					7.5
ETT Position at Lip					Right
ETT at Lip (cm)					21
Ventilator Assessment					
Vent Settings					
Ventilator Support Mode					VC (Assist Control)

Iyons, Kathleen A

Facility: Queen of the Valley Hospital **Location:** Q 1 Intensive Care Unit
 61 F 07/13/1961 **Med Rec Num:** MR01483046

Room-Bed: QI007-A
Visit: QH0054940416

Interventions - Continued

Resp. Rate Setting (10-24 breaths/min) 16
 VT Set (100-1000 ml) 500
 FIO2 (%) 30
 PEEP (3-10 cm H2O) 5

Document 10/28/22 12:00 GH (Rec: 10/28/22 13:04 GH Other)

Intubation

Intubation

ET/TRACH Tube Size (mm) 7.5
 ETT Position at Lip Right
 ETT at Lip (cm) 21

Ventilator Assessment

Vent Settings

Ventilator Support Mode VC (Assist Control)

Resp. Rate Setting (10-24 breaths/min) 16

VT Set (100-1000 ml) 500

FIO2 (%) 30

PEEP (3-10 cm H2O) 5

Document 10/28/22 16:00 GH (Rec: 10/28/22 16:10 GH Other)

Intubation

Intubation

ET/TRACH Tube Size (mm) 7.5
 ETT Position at Lip Right
 ETT at Lip (cm) 21

Ventilator Assessment

Vent Settings

Ventilator Support Mode VC (Assist Control)

Resp. Rate Setting (10-24 breaths/min) 16

VT Set (100-1000 ml) 500

FIO2 (%) 30

PEEP (3-10 cm H2O) 5

Document 10/28/22 20:00 ML (Rec: 10/28/22 20:35 ML Desktop)

Intubation

Intubation

ET/TRACH Tube Size (mm) 7.5
 ETT Position at Lip Right
 ETT at Lip (cm) 21

Ventilator Assessment

Lyons Kathleen A

Facility: Queen of the Valley Hospital **Location:** Q 1 Intensive Care Unit
 61 F 07/13/1961 **Med Rec Num:** MR01483046

Room-Bed: QI007-A
Visit: QH0054940416

Interventions - Continued

Vent Settings							
Ventilator Support Mode						VC (Assist Control)	
Resp. Rate Setting (10-24 breaths/min)						16	
VT Set (100-1000 ml)						500	
PIO2 (%)						30	
PEEP (3-10 cm H2O)						5	
Document	10/28/22	23:59	ML	(Rec: 10/29/22	00:34	ML	Desktop)
Intubation							
Intubation							
ET/TRACH Tube Size (mm)						7.5	
ETT Position at Lip						Right	
ETT at Lip (cm)						21	
Ventilator Assessment							
Vent Settings							
Ventilator Support Mode						VC (Assist Control)	
Resp. Rate Setting (10-24 breaths/min)						16	
VT Set (100-1000 ml)						500	
PIO2 (%)						30	
PEEP (3-10 cm H2O)						5	
Document	10/29/22	04:00	ML	(Rec: 10/29/22	04:48	ML	Desktop)
Intubation							
Intubation							
ET/TRACH Tube Size (mm)						7.5	
ETT Position at Lip						Right	
ETT at Lip (cm)						21	
Ventilator Assessment							
Vent Settings							
Ventilator Support Mode						VC (Assist Control)	
Resp. Rate Setting (10-24 breaths/min)						16	
VT Set (100-1000 ml)						500	
PIO2 (%)						30	
PEEP (3-10 cm H2O)						5	
Document	10/29/22	08:00	LH	(Rec: 10/29/22	08:53	LH	Desktop)
Intubation							
Intubation							
ET/TRACH Tube Size (mm)						7.5	
ETT Position at Lip						Right	

Iyons, Kathleen A

Facility: Queen of the Valley Hospital **Location:** Q 1 Intensive Care Unit
 61 F 07/13/1961 **Med Rec Num:** MR01483046

Room-Bed: QI007-A
Visit: QH0054940416

Interventions - Continued

ETT at Lip (cm)					21
Ventilator Assessment					
Vent Settings					
Ventilator Support Mode					VC (Assist Control)
Resp. Rate Setting (10-24 breaths/min)					16
VT Set (100-1000 ml)					500
FTO2 (%)					30
PEEP (3-10 cm H2O)					5
Document	10/29/22 12:00	LH	(Rec: 10/29/22 12:44	LH	Desktop)
Intubation					
Intubation					
ET/TRACH Tube Size (mm)					7.5
ETT Position at Lip					Right
ETT at Lip (cm)					21
Ventilator Assessment					
Vent Settings					
Ventilator Support Mode					VC (Assist Control)
Resp. Rate Setting (10-24 breaths/min)					16
VT Set (100-1000 ml)					500
FTO2 (%)					30
PEEP (3-10 cm H2O)					5
Document	10/29/22 16:00	LH	(Rec: 10/29/22 16:44	LH	Desktop)
Intubation					
Intubation					
ET/TRACH Tube Size (mm)					7.5
ETT Position at Lip					Right
ETT at Lip (cm)					21
Ventilator Assessment					
Vent Settings					
Ventilator Support Mode					VC (Assist Control)
Resp. Rate Setting (10-24 breaths/min)					16
VT Set (100-1000 ml)					500
FTO2 (%)					30
PEEP (3-10 cm H2O)					5
Document	10/29/22 20:00	XD	(Rec: 10/29/22 21:36	XD	Desktop)
Intubation					
Intubation					

Iyons, Kathleen A

Facility: Queen of the Valley Hospital **Location:** Q 1 Intensive Care Unit
 61 F 07/13/1961 **Med Rec Num:** MR01483046

Room-Bed: QI007-A
Visit: QH0054940416

Interventions - Continued

ET/TRACH Tube Size (mm)				7.5	
ETT Position at Lip				Right	
ETT at Lip (cm)				21	
Ventilator Assessment					
Vent Settings					
Ventilator Support Mode				VC (Assist Control)	
Resp. Rate Setting (10-24 breaths/min)				16	
VT Set (100-1000 ml)				500	
PIO2 (%)				30	
PEEP (3-10 cm H2O)				5	
Document	10/29/22	23:59	XD	(Rec: 10/30/22 00:26	XD Desktop)
Intubation					
Intubation					
ET/TRACH Tube Size (mm)				7.5	
ETT Position at Lip				Right	
ETT at Lip (cm)				21	
Ventilator Assessment					
Vent Settings					
Ventilator Support Mode				VC (Assist Control)	
Resp. Rate Setting (10-24 breaths/min)				16	
VT Set (100-1000 ml)				500	
PIO2 (%)				30	
PEEP (3-10 cm H2O)				5	
Document	10/30/22	04:00	XD	(Rec: 10/30/22 04:39	XD Desktop)
Intubation					
Intubation					
ET/TRACH Tube Size (mm)				7.5	
ETT Position at Lip				Right	
ETT at Lip (cm)				21	
Ventilator Assessment					
Vent Settings					
Ventilator Support Mode				VC (Assist Control)	
Resp. Rate Setting (10-24 breaths/min)				16	
VT Set (100-1000 ml)				500	
PIO2 (%)				30	
PEEP (3-10 cm H2O)				5	
Document	10/30/22	08:00	LH	(Rec: 10/30/22 09:54	LH Laptop)

Iyons, Kathleen A

Facility: Queen of the Valley Hospital **Location:** Q 1 Intensive Care Unit
 61 F 07/13/1961 **Med Rec Num:** MR01483046

Room-Bed: QI007-A
Visit: QH0054940416

Interventions - Continued

Intubation

Intubation

ET/TRACH Tube Size (mm) 7.5
 ETT Position at Lip Right
 ETT at Lip (cm) 21

Ventilator Assessment

Vent Settings

Ventilator Support Mode VC (Assist Control)
 Resp. Rate Setting (10-24 breaths/min) 16
 VT Set (100-1000 ml) 500
 PTO2 (%) 30
 PEEP (3-10 cm H2O) 5

Document 10/30/22 12:00 LH (Rec: 10/30/22 13:30 LH Laptop)

Intubation

Intubation

ET/TRACH Tube Size (mm) 7.5
 ETT Position at Lip Right
 ETT at Lip (cm) 21

Ventilator Assessment

Vent Settings

Ventilator Support Mode VC (Assist Control)
 Resp. Rate Setting (10-24 breaths/min) 16
 VT Set (100-1000 ml) 500
 PTO2 (%) 30
 PEEP (3-10 cm H2O) 5

Document 10/30/22 16:00 LH (Rec: 10/30/22 17:20 LH Laptop)

Intubation

Intubation

ET/TRACH Tube Size (mm) 7.5
 ETT Position at Lip Right
 ETT at Lip (cm) 21

Ventilator Assessment

Vent Settings

Ventilator Support Mode VC (Assist Control)
 Resp. Rate Setting (10-24 breaths/min) 16
 VT Set (100-1000 ml) 500
 PTO2 (%) 30

Iyons, Kathleen A

Facility: Queen of the Valley Hospital **Location:** Q 1 Intensive Care Unit
 61 F 07/13/1961 **Med Rec Num:** MR01483046

Room-Bed: QI007-A
Visit: QH0054940416

Interventions - Continued

PEEP (3-10 cm H2O)	5
Document 10/30/22 20:00 XD (Rec: 10/30/22 20:32 XD Desktop)	
Intubation	
Intubation	
ET/TRACH Tube Size (mm)	7.5
ETT Position at Lip	Right
ETT at Lip (cm)	21
Ventilator Assessment	
Vent Settings	
Ventilator Support Mode	VC (Assist Control)
Resp. Rate Setting (10-24 breaths/min)	16
VT Set (100-1000 ml)	500
FIO2 (%)	30
PEEP (3-10 cm H2O)	5
Document 10/30/22 23:59 XD (Rec: 10/31/22 00:18 XD Desktop)	
Intubation	
Intubation	
ET/TRACH Tube Size (mm)	7.5
ETT Position at Lip	Right
ETT at Lip (cm)	21
Ventilator Assessment	
Vent Settings	
Ventilator Support Mode	VC (Assist Control)
Resp. Rate Setting (10-24 breaths/min)	16
VT Set (100-1000 ml)	500
FIO2 (%)	30
PEEP (3-10 cm H2O)	5
Document 10/31/22 04:00 XD (Rec: 10/31/22 05:11 XD Desktop)	
Intubation	
Intubation	
ET/TRACH Tube Size (mm)	7.5
ETT Position at Lip	Right
ETT at Lip (cm)	21
Ventilator Assessment	
Vent Settings	
Ventilator Support Mode	VC (Assist Control)
Resp. Rate Setting (10-24 breaths/min)	16

Iyons, Kathleen A

Facility: Queen of the Valley Hospital **Location:** Q 1 Intensive Care Unit
 61 F 07/13/1961 **Med Rec Num:** MR01483046

Room-Bed: QI007-A
Visit: QH0054940416

Interventions - Continued

VT Set (100-1000 ml)					500
FIO2 (%)					30
PEEP (3-10 cm H2O)					5
Document	10/31/22 08:00	CO	(Rec: 10/31/22 08:20	CO	Desktop)
Intubation					
Intubation					
ET/TRACH Tube Size (mm)					7.5
ETT Position at Lip					Right
ETT at Lip (cm)					21
Ventilator Assessment					
Vent Settings					
Ventilator Support Mode					VC (Assist Control)
Resp. Rate Setting (10-24 breaths/min)					16
VT Set (100-1000 ml)					500
FIO2 (%)					30
PEEP (3-10 cm H2O)					5
Document	10/31/22 12:00	CO	(Rec: 10/31/22 12:09	CO	Desktop)
Intubation					
Intubation					
ET/TRACH Tube Size (mm)					7.5
ETT Position at Lip					Right
ETT at Lip (cm)					21
Ventilator Assessment					
Vent Settings					
Ventilator Support Mode					VC (Assist Control)
Resp. Rate Setting (10-24 breaths/min)					16
VT Set (100-1000 ml)					400
FIO2 (%)					30
PEEP (3-10 cm H2O)					5
Document	10/31/22 16:00	CO	(Rec: 10/31/22 16:55	CO	Desktop)
Intubation					
Intubation					
ET/TRACH Tube Size (mm)					7.5
ETT Position at Lip					Right
ETT at Lip (cm)					21
Ventilator Assessment					
Vent Settings					

Lyons Kathleen A

Facility: Queen of the Valley Hospital **Location:** Q 1 Intensive Care Unit
 61 F 07/13/1961 **Med Rec Num:** MR01483046

Room-Bed: QI007-A
Visit: QH0054940416

Interventions - Continued

Ventilator Support Mode	VC (Assist Control)
Resp. Rate Setting (10-24 breaths/min)	16
VT Set (100-1000 ml)	400
FiO2 (%)	30
PEEP (3-10 cm H2O)	5
Document 10/31/22 20:00	ST (Rec: 10/31/22 21:55 ST Desktop)
Intubation	
Intubation	
ET/TRACH Tube Size (mm)	7.5
ETT Position at Lip	Center
ETT at Lip (cm)	21
Ventilator Assessment	
Vent Settings	
Ventilator Support Mode	VC+
Resp. Rate Setting (10-24 breaths/min)	16
VT Set (100-1000 ml)	400
FiO2 (%)	28
PEEP (3-10 cm H2O)	5
Document 10/31/22 23:59	ST (Rec: 11/01/22 02:23 ST Desktop)
Intubation	
Intubation	
ET/TRACH Tube Size (mm)	7.5
ETT Position at Lip	Center
ETT at Lip (cm)	21
Ventilator Assessment	
Vent Settings	
Ventilator Support Mode	VC+
Resp. Rate Setting (10-24 breaths/min)	16
VT Set (100-1000 ml)	400
FiO2 (%)	28
PEEP (3-10 cm H2O)	5
Document 11/01/22 04:00	ST (Rec: 11/01/22 05:00 ST Desktop)
Intubation	
Intubation	
ET/TRACH Tube Size (mm)	7.5
ETT Position at Lip	Center
ETT at Lip (cm)	21

Lyons Kathleen A

Facility: Queen of the Valley Hospital **Location:** Q 1 Intensive Care Unit
 61 F 07/13/1961 **Med Rec Num:** MR01483046

Room-Bed: QI007-A
Visit: QH0054940416

Interventions - Continued

Ventilator Assessment

Vent Settings

Ventilator Support Mode

Resp. Rate Setting (10-24 breaths/min)

VT Set (100-1000 ml)

PIO2 (%)

PEEP (3-10 cm H2O)

Document 11/01/22 08:00 RD (Rec: 11/01/22 08:56 RD Desktop)

Intubation

Intubation

ET/TRACH Tube Size (mm)

ETT Position at Lip

ETT at Lip (cm)

Ventilator Assessment

Vent Settings

Ventilator Support Mode

Resp. Rate Setting (10-24 breaths/min)

VT Set (100-1000 ml)

PIO2 (%)

PEEP (3-10 cm H2O)

Document 11/01/22 12:00 RD (Rec: 11/01/22 12:28 RD Desktop)

Intubation

Intubation

ET/TRACH Tube Size (mm)

ETT Position at Lip

ETT at Lip (cm)

Ventilator Assessment

Vent Settings

Ventilator Support Mode

Resp. Rate Setting (10-24 breaths/min)

VT Set (100-1000 ml)

PIO2 (%)

PEEP (3-10 cm H2O)

Document 11/01/22 16:00 RD (Rec: 11/01/22 16:27 RD Desktop)

Intubation

Intubation

ET/TRACH Tube Size (mm)

VC+ 7.5
 16 Center
 400 21
 28
 5
 VC+ 7.5
 16 Center
 400 21
 28
 5
 VC+ 7.5
 16 Center
 400 21
 28
 5
 VC+ 7.5

Iyons, Kathleen A

Facility: Queen of the Valley Hospital **Location:** Q 1 Intensive Care Unit
 61 F 07/13/1961 **Med Rec Num:** MR01483046

Room-Bed: QI007-A
Visit: QH0054940416

Interventions - Continued

ETT Position at Lip				Center
ETT at Lip (cm)				21
Ventilator Assessment				
Vent Settings				
Ventilator Support Mode				VC+
Resp. Rate Setting (10-24 breaths/min)				16
VT Set (100-1000 ml)				400
PIO2 (%)				28
PEEP (3-10 cm H2O)				5
Document	11/01/22 20:00	ST	(Rec: 11/01/22 23:20	ST Desktop)
Intubation				
Intubation				
ET/TRACH Tube Size (mm)				7.5
ETT Position at Lip				Center
ETT at Lip (cm)				21
Ventilator Assessment				
Vent Settings				
Ventilator Support Mode				VC+
Resp. Rate Setting (10-24 breaths/min)				16
VT Set (100-1000 ml)				400
PIO2 (%)				28
PEEP (3-10 cm H2O)				5
Document	11/01/22 23:59	ST	(Rec: 11/02/22 00:26	ST Desktop)
Intubation				
Intubation				
ET/TRACH Tube Size (mm)				7.5
ETT Position at Lip				Center
ETT at Lip (cm)				21
Ventilator Assessment				
Vent Settings				
Ventilator Support Mode				VC+
Resp. Rate Setting (10-24 breaths/min)				16
VT Set (100-1000 ml)				400
PIO2 (%)				28
PEEP (3-10 cm H2O)				5
Document	11/02/22 04:00	ST	(Rec: 11/02/22 04:54	ST Desktop)
Intubation				

Lyons Kathleen A

Facility: Queen of the Valley Hospital Location: Q 1 Intensive Care Unit
61 F 07/13/1961 Med Rec Num: MR01483046

Room-Bed: QI007-A
Visit: QH0054940416

Interventions - Continued

Intubation

ET/TRACH Tube Size (mm) 7.5
ETT Position at Lip Center
ETT at Lip (cm) 21
Ventilator Assessment

Vent Settings

Ventilator Support Mode VC+
Resp. Rate Setting (10-24 breaths/min) 16
VT Set (100-1000 ml) 400
FIO2 (%) 28
PEEP (3-10 cm H2O) 5

Document 11/02/22 08:00 EC (Rec: 11/02/22 10:01 EC Desktop)

Intubation

Intubation

ET/TRACH Tube Size (mm) 7.5
ETT Position at Lip Right
ETT at Lip (cm) 21
Ventilator Assessment

Vent Settings

Ventilator Support Mode VC+
Resp. Rate Setting (10-24 breaths/min) 16
VT Set (100-1000 ml) 400
FIO2 (%) 28
PEEP (3-10 cm H2O) 5

Document 11/02/22 12:00 EC (Rec: 11/02/22 13:41 EC Desktop)

Intubation

Intubation

ET/TRACH Tube Size (mm) 7.5
ETT Position at Lip Right
ETT at Lip (cm) 21
Ventilator Assessment

Vent Settings

Ventilator Support Mode VC+
Resp. Rate Setting (10-24 breaths/min) 16
VT Set (100-1000 ml) 400
FIO2 (%) 28
PEEP (3-10 cm H2O) 5

Lyons, Kathleen A

Facility: Queen of the Valley Hospital **Location:** Q 1 Intensive Care Unit
 61 F 07/13/1961 **Med Rec Num:** MR01483046

Room-Bed: QI007-A
Visit: QH0054940416

Interventions - Continued

Document 11/02/22 16:00 EC (Rec: 11/02/22 18:16 EC Desktop)
 Intubation

Intubation
 ET/TRACH Tube Size (mm) 7.5
 ETT Position at Lip Right
 ETT at Lip (cm) 21
 Ventilator Assessment

Vent Settings

Ventilator Support Mode VC+
 Resp. Rate Setting (10-24 breaths/min) 16
 VT Set (100-1000 ml) 400
 FIO2 (%) 28
 PEEP (3-10 cm H2O) 5

Document 11/02/22 20:00 HL (Rec: 11/02/22 20:47 HL Other)

Intubation

Intubation
 ET/TRACH Tube Size (mm) 7.5
 ETT Position at Lip Right
 ETT at Lip (cm) 21
 Ventilator Assessment

Vent Settings

Ventilator Support Mode VC+
 Resp. Rate Setting (10-24 breaths/min) 16
 VT Set (100-1000 ml) 400
 FIO2 (%) 28
 PEEP (3-10 cm H2O) 5

Document 11/02/22 23:59 HL (Rec: 11/03/22 01:00 HL Other)

Intubation

Intubation
 ET/TRACH Tube Size (mm) 7.5
 ETT Position at Lip Right
 ETT at Lip (cm) 21
 Ventilator Assessment

Vent Settings

Ventilator Support Mode VC+
 Resp. Rate Setting (10-24 breaths/min) 16
 VT Set (100-1000 ml) 400

Iyons, Kathleen A

Facility: Queen of the Valley Hospital **Location:** Q 1 Intensive Care Unit
 61 F 07/13/1961 **Med Rec Num:** MR01483046

Room-Bed: Q1007-A
Visit: QH0054940416

Interventions - Continued

FI02 (%)					28
PEEP (3-10 cm H2O)					5
Document	11/03/22 04:00	HL	(Rec: 11/03/22 06:07	HL Other)	
Intubation					
Intubation					
ET/TRACH Tube Size (mm)					7.5
ETT Position at Lip					Right
ETT at Lip (cm)					21
Ventilator Assessment					
Vent Settings					
Ventilator Support Mode					VC+
Resp. Rate Setting (10-24 breaths/min)					16
VT Set (100-1000 ml)					400
FI02 (%)					28
PEEP (3-10 cm H2O)					5
Document	11/03/22 08:00	CO	(Rec: 11/03/22 08:21	CO Desktop)	
Intubation					
Intubation					
ET/TRACH Tube Size (mm)					7.5
ETT Position at Lip					Center
ETT at Lip (cm)					21
Ventilator Assessment					
Vent Settings					
Ventilator Support Mode					VC+
Resp. Rate Setting (10-24 breaths/min)					16
VT Set (100-1000 ml)					400
FI02 (%)					28
PEEP (3-10 cm H2O)					5
Document	11/03/22 12:00	CO	(Rec: 11/03/22 12:04	CO Desktop)	
Intubation					
Intubation					
ET/TRACH Tube Size (mm)					7.5
ETT Position at Lip					Center
ETT at Lip (cm)					21
Ventilator Assessment					
Vent Settings					
Ventilator Support Mode					VC+

Iyons, Kathleen A

Facility: Queen of the Valley Hospital **Location:** Q 1 Intensive Care Unit
 61 F 07/13/1961 **Med Rec Num:** MR01483046

Room-Bed: QI007-A
Visit: QH0054940416

Interventions - Continued

Resp. Rate Setting (10-24 breaths/min) 16
 VT Set (100-1000 ml) 400
 FIO2 (%) 28
 PEEP (3-10 cm H2O) 5

Document 11/03/22 16:00 CO (Rec: 11/03/22 16:08 CO Desktop)

Intubation

Intubation

ET/TRACH Tube Size (mm) 7.5
 ETT Position at Lip Center
 ETT at Lip (cm) 21

Ventilator Assessment

Vent Settings

Ventilator Support Mode

Resp. Rate Setting (10-24 breaths/min) 16

VT Set (100-1000 ml) 400

FIO2 (%) 28

PEEP (3-10 cm H2O) 5

Document 11/03/22 20:00 HL (Rec: 11/03/22 20:33 HL Desktop)

Intubation

Intubation

ET/TRACH Tube Size (mm) 7.5
 ETT Position at Lip Center
 ETT at Lip (cm) 21

Ventilator Assessment

Vent Settings

Ventilator Support Mode

Resp. Rate Setting (10-24 breaths/min) 16

VT Set (100-1000 ml) 400

FIO2 (%) 28

PEEP (3-10 cm H2O) 5

Document 11/03/22 23:59 HL (Rec: 11/04/22 00:53 HL Desktop)

Intubation

Intubation

ET/TRACH Tube Size (mm) 7.5
 ETT Position at Lip Center
 ETT at Lip (cm) 21

Ventilator Assessment

Iyons, Kathleen A

Facility: Queen of the Valley Hospital **Location:** Q 1 Intensive Care Unit
 61 F 07/13/1961 **Med Rec Num:** MR01483046

Room-Bed: QI007-A
Visit: QH0054940416

Interventions - Continued

ETT at Lip (cm)					21
Ventilator Assessment					
Vent Settings					
Ventilator Support Mode					VC+
Resp. Rate Setting (10-24 breaths/min)					16
VT Set (100-1000 ml)					400
FTO2 (%)					28
PEEP (3-10 cm H2O)					5
Document	11/04/22 16:00	CO	(Rec: 11/04/22 16:27	CO	Desktop)
Intubation					
Intubation					
ET/TRACH Tube Size (mm)					7.5
ETT Position at Lip					Left
ETT at Lip (cm)					21
Ventilator Assessment					
Vent Settings					
Ventilator Support Mode					VC+
Resp. Rate Setting (10-24 breaths/min)					16
VT Set (100-1000 ml)					400
FTO2 (%)					28
PEEP (3-10 cm H2O)					5
Document	11/04/22 23:59	KC	(Rec: 11/05/22 04:05	KC	Desktop)
Intubation					
Intubation					

Lyons Kathleen A

Facility: Queen of the Valley Hospital **Location:** Q 1 Intensive Care Unit
 61 F 07/13/1961 **Med Rec Num:** MR01483046

Room-Bed: QI007-A
Visit: QH0054940416

Interventions - Continued

ET/TRACH Tube Size (mm)				7.5
ETT Position at Lip				Left
ETT at Lip (cm)				21
Ventilator Assessment				
Vent Settings				
Ventilator Support Mode				VC+
Resp. Rate Setting (10-24 breaths/min)				16
VT Set (100-1000 ml)				400
FIO2 (%)				28
PEEP (3-10 cm H2O)				5
Document	11/05/22 04:00	KC	(Rec: 11/05/22 05:58	KC Desktop)
Intubation				
Intubation				
ET/TRACH Tube Size (mm)				7.5
ETT Position at Lip				Left
ETT at Lip (cm)				21
Ventilator Assessment				
Vent Settings				
Ventilator Support Mode				VC+
Resp. Rate Setting (10-24 breaths/min)				16
VT Set (100-1000 ml)				400
FIO2 (%)				28
PEEP (3-10 cm H2O)				5
Document	11/05/22 08:00	JM	(Rec: 11/05/22 11:03	JM Desktop)
Intubation				
Intubation				
ET/TRACH Tube Size (mm)				7.5
ETT Position at Lip				Left
ETT at Lip (cm)				22
Ventilator Assessment				
Vent Settings				
Ventilator Support Mode				VC+
Resp. Rate Setting (10-24 breaths/min)				16
VT Set (100-1000 ml)				400
FIO2 (%)				28
PEEP (3-10 cm H2O)				5
Document	11/05/22 12:00	JM	(Rec: 11/05/22 12:22	JM Desktop)

Lyons, Kathleen A

Facility: Queen of the Valley Hospital **Location:** Q 1 Intensive Care Unit
 61 F 07/13/1961 **Med Rec Num:** MR01483046

Room-Bed: QI007-A
Visit: QH0054940416

Interventions - Continued

Intubation

Intubation

ET/TRACH Tube Size (mm)

ETT Position at Lip

ETT at Lip (cm)

Ventilator Assessment

Vent Settings

Ventilator Support Mode

Resp. Rate Setting (10-24 breaths/min)

VT Set (100-1000 ml)

FTO2 (%)

PEEP (3-10 cm H2O)

Document 11/05/22 16:00 JM (Rec: 11/05/22 16:14 JM Desktop)

Intubation

Intubation

ET/TRACH Tube Size (mm)

ETT Position at Lip

ETT at Lip (cm)

Ventilator Assessment

Vent Settings

Ventilator Support Mode

Resp. Rate Setting (10-24 breaths/min)

VT Set (100-1000 ml)

FTO2 (%)

PEEP (3-10 cm H2O)

Document 11/05/22 20:00 KC (Rec: 11/05/22 21:38 KC Desktop)

Intubation

Intubation

ET/TRACH Tube Size (mm)

ETT Position at Lip

ETT at Lip (cm)

Ventilator Assessment

Vent Settings

Ventilator Support Mode

Resp. Rate Setting (10-24 breaths/min)

VT Set (100-1000 ml)

FTO2 (%)

7.5	VC+
Left	16
22	400
	28
	5
	VC+
7.5	16
Left	400
22	28
	VC+
	16
	400
	28

Lyons Kathleen A

Facility: Queen of the Valley Hospital **Location:** Q 1 Intensive Care Unit
 61 F 07/13/1961 **Med Rec Num:** MR01483046

Room-Bed: QI007-A
Visit: QH0054940416

Interventions - Continued

PEEP (3-10 cm H2O)					5
Document	11/05/22 23:59	KC	(Rec: 11/06/22 00:45	KC Desktop)	
Intubation					
Intubation					
ET/TRACH Tube Size (mm)					7.5
ETT Position at Lip					Left
ETT at Lip (cm)					22
Ventilator Assessment					
Vent Settings					
Ventilator Support Mode					VC+
Resp. Rate Setting (10-24 breaths/min)					16
VT Set (100-1000 ml)					400
FIO2 (%)					28
PEEP (3-10 cm H2O)					5
Document	11/06/22 04:00	KC	(Rec: 11/06/22 04:42	KC Desktop)	
Intubation					
Intubation					
ET/TRACH Tube Size (mm)					7.5
ETT Position at Lip					Left
ETT at Lip (cm)					22
Ventilator Assessment					
Vent Settings					
Ventilator Support Mode					VC+
Resp. Rate Setting (10-24 breaths/min)					16
VT Set (100-1000 ml)					400
FIO2 (%)					28
PEEP (3-10 cm H2O)					5
Document	11/06/22 08:00	JM	(Rec: 11/06/22 11:02	JM Desktop)	
Intubation					
Intubation					
ET/TRACH Tube Size (mm)					7.5
ETT Position at Lip					Left
ETT at Lip (cm)					22
Ventilator Assessment					
Vent Settings					
Ventilator Support Mode					VC+
Resp. Rate Setting (10-24 breaths/min)					16

Iyons, Kathleen A

Facility: Queen of the Valley Hospital **Location:** Q 1 Intensive Care Unit
 61 F 07/13/1961 **Med Rec Num:** MR01483046

Room-Bed: QI007-A
Visit: QH0054940416

Interventions - Continued

VT Set (100-1000 ml)				400
FIO2 (%)				28
PEEP (3-10 cm H2O)				5
Document	11/06/22 12:00	JM	(Rec: 11/06/22 12:32	JM Desktop)
Intubation				
Intubation				
ET/TRACH Tube Size (mm)				7.5
ETT Position at Lip				Left
ETT at Lip (cm)				22
Ventilator Assessment				
Vent Settings				
Ventilator Support Mode				VC+
Resp. Rate Setting (10-24 breaths/min)				16
VT Set (100-1000 ml)				400
FIO2 (%)				28
PEEP (3-10 cm H2O)				5
Document	11/06/22 16:00	JM	(Rec: 11/06/22 16:47	JM Desktop)
Intubation				
Intubation				
ET/TRACH Tube Size (mm)				7.5
ETT Position at Lip				Left
ETT at Lip (cm)				22
Ventilator Assessment				
Vent Settings				
Ventilator Support Mode				VC+
Resp. Rate Setting (10-24 breaths/min)				16
VT Set (100-1000 ml)				400
FIO2 (%)				28
PEEP (3-10 cm H2O)				5
Document	11/06/22 20:00	KC	(Rec: 11/06/22 21:25	KC Desktop)
Intubation				
Intubation				
ET/TRACH Tube Size (mm)				7.5
ETT Position at Lip				Left
ETT at Lip (cm)				22
Ventilator Assessment				
Vent Settings				

Iyons, Kathleen A

Facility: Queen of the Valley Hospital **Location:** Q 1 Intensive Care Unit
 61 F 07/13/1961 **Med Rec Num:** MR01483046

Room-Bed: QI007-A
Visit: QH0054940416

Interventions - Continued

Ventilator Support Mode		VC+
Resp. Rate Setting (10-24 breaths/min)		16
VT Set (100-1000 ml)		400
FIO2 (%)		28
PEEP (3-10 cm H2O)		5
Document	11/06/22 23:59 KC (Rec: 11/07/22 00:59 KC Desktop)	
Intubation		
Intubation		
ET/TRACH Tube Size (mm)		7.5
ETT Position at Lip		Left
ETT at Lip (cm)		22
Ventilator Assessment		
Vent Settings		
Ventilator Support Mode		VC+
Resp. Rate Setting (10-24 breaths/min)		16
VT Set (100-1000 ml)		400
FIO2 (%)		28
PEEP (3-10 cm H2O)		5
Document	11/07/22 04:00 KC (Rec: 11/07/22 04:50 KC Desktop)	
Intubation		
Intubation		
ET/TRACH Tube Size (mm)		7.5
ETT Position at Lip		Left
ETT at Lip (cm)		22
Ventilator Assessment		
Vent Settings		
Ventilator Support Mode		VC+
Resp. Rate Setting (10-24 breaths/min)		16
VT Set (100-1000 ml)		400
FIO2 (%)		28
PEEP (3-10 cm H2O)		5
Document	11/07/22 08:00 RD (Rec: 11/07/22 09:25 RD Desktop)	
Intubation		
Intubation		
ET/TRACH Tube Size (mm)		7.0
ETT Position at Lip		Right
ETT at Lip (cm)		21

Iyons, Kathleen A

Facility: Queen of the Valley Hospital **Location:** Q 1 Intensive Care Unit
 61 F 07/13/1961 **Med Rec Num:** MR01483046

Room-Bed: QI007-A
Visit: QH0054940416

Interventions - Continued

Ventilator Assessment

Vent Settings

Ventilator Support Mode

VT Set (100-1000 ml)

PIO2 (%)

PEEP (3-10 cm H2O)

Document 11/07/22 12:00 RD (Rec: 11/07/22 12:51 RD Desktop)

VC (Assist Control)

400

28

5

Intubation

Intubation

ET/TRACH Tube Size (mm)

ETT Position at Lip

ETT at Lip (cm)

Ventilator Assessment

Vent Settings

Ventilator Support Mode

Resp. Rate Setting (10-24 breaths/min)

VT Set (100-1000 ml)

PIO2 (%)

PEEP (3-10 cm H2O)

Document 11/07/22 16:00 RD (Rec: 11/07/22 16:48 RD Desktop)

VC (Assist Control)

16

400

28

5

Intubation

Intubation

ET/TRACH Tube Size (mm)

ETT Position at Lip

ETT at Lip (cm)

Ventilator Assessment

Vent Settings

Ventilator Support Mode

Resp. Rate Setting (10-24 breaths/min)

VT Set (100-1000 ml)

PIO2 (%)

PEEP (3-10 cm H2O)

Document 11/07/22 20:00 CMS (Rec: 11/07/22 20:03 CMS Desktop)

VC (Assist Control)

16

400

28

5

Intubation

Intubation

ET/TRACH Tube Size (mm)

ETT Position at Lip

Ventilator Assessment

Vent Settings

Ventilator Support Mode

Resp. Rate Setting (10-24 breaths/min)

VT Set (100-1000 ml)

PIO2 (%)

PEEP (3-10 cm H2O)

Document 11/07/22 20:00 CMS (Rec: 11/07/22 20:03 CMS Desktop)

VC (Assist Control)

16

400

28

5

Intubation

Intubation

ET/TRACH Tube Size (mm)

ETT Position at Lip

Ventilator Assessment

Vent Settings

Ventilator Support Mode

Resp. Rate Setting (10-24 breaths/min)

VT Set (100-1000 ml)

PIO2 (%)

PEEP (3-10 cm H2O)

Document 11/07/22 20:00 CMS (Rec: 11/07/22 20:03 CMS Desktop)

VC (Assist Control)

16

400

28

5

Iyons, Kathleen A

Facility: Queen of the Valley Hospital **Location:** Q 1 Intensive Care Unit
 61 F 07/13/1961 **Med Rec Num:** MR01483046

Room-Bed: QI007-A
Visit: QH0054940416

Interventions - Continued

ETT at Lip (cm)				21
Ventilator Assessment				
Vent Settings				
Ventilator Support Mode				VC (Assist Control)
Resp. Rate Setting (10-24 breaths/min)				16
VT Set (100-1000 ml)				400
FTO2 (%)				28
PEEP (3-10 cm H2O)				5
Document 11/07/22 23:59	CMS	(Rec: 11/08/22 00:39)	CMS	Desktop)
Intubation				
Intubation				
ET/TRACH Tube Size (mm)				7.0
ETT Position at Lip				Right
ETT at Lip (cm)				21
Ventilator Assessment				
Vent Settings				
Ventilator Support Mode				VC (Assist Control)
Resp. Rate Setting (10-24 breaths/min)				16
VT Set (100-1000 ml)				400
FTO2 (%)				28
PEEP (3-10 cm H2O)				5
Document 11/08/22 04:00	CMS	(Rec: 11/08/22 04:12)	CMS	Desktop)
Intubation				
Intubation				
ET/TRACH Tube Size (mm)				7.0
ETT Position at Lip				Right
ETT at Lip (cm)				21
Ventilator Assessment				
Vent Settings				
Ventilator Support Mode				VC (Assist Control)
Resp. Rate Setting (10-24 breaths/min)				16
VT Set (100-1000 ml)				400
FTO2 (%)				28
PEEP (3-10 cm H2O)				5
Document 11/08/22 08:00	JD	(Rec: 11/08/22 08:53)	JD	Desktop)
Intubation				
Intubation				

Lyons Kathleen A

Facility: Queen of the Valley Hospital **Location:** Q 1 Intensive Care Unit
 61 F 07/13/1961 **Med Rec Num:** MR01483046

Room-Bed: QI007-A
Visit: QH0054940416

Interventions - Continued

ET/TRACH Tube Size (mm) 7.0
 ETT Position at Lip Right
 ETT at Lip (cm) 21

Ventilator Assessment

Vent Settings
 Ventilator Support Mode VC (Assist Control)
 Resp. Rate Setting (10-24 breaths/min) 16
 VT Set (100-1000 ml) 400
 FIO2 (%) 28
 PEEP (3-10 cm H2O) 5

Document 11/08/22 12:00 JD (Rec: 11/08/22 12:37 JD Desktop)

Intubation

ET/TRACH Tube Size (mm) 7.0
 ETT Position at Lip Right
 ETT at Lip (cm) 21

Ventilator Assessment

Vent Settings
 Ventilator Support Mode VC (Assist Control)
 Resp. Rate Setting (10-24 breaths/min) 16
 VT Set (100-1000 ml) 400
 FIO2 (%) 28
 PEEP (3-10 cm H2O) 5

Document 11/08/22 16:00 JD (Rec: 11/08/22 16:29 JD Desktop)

Intubation

ET/TRACH Tube Size (mm) 7.0
 ETT Position at Lip Right
 ETT at Lip (cm) 21

Ventilator Assessment

Vent Settings
 Ventilator Support Mode VC (Assist Control)
 Resp. Rate Setting (10-24 breaths/min) 16
 VT Set (100-1000 ml) 400
 FIO2 (%) 28
 PEEP (3-10 cm H2O) 5

Document 11/08/22 20:00 CMS (Rec: 11/08/22 20:12 CMS Desktop)

Iyons, Kathleen A

Facility: Queen of the Valley Hospital **Location:** Q 1 Intensive Care Unit
 61 F 07/13/1961 **Med Rec Num:** MR01483046

Room-Bed: QI007-A
Visit: QH0054940416

Interventions - Continued

Intubation

Intubation

ET/TRACH Tube Size (mm) 7.0
 ETT Position at Lip Right
 ETT at Lip (cm) 21

Ventilator Assessment

Vent Settings

Ventilator Support Mode VC (Assist Control)
 Resp. Rate Setting (10-24 breaths/min) 16
 VT Set (100-1000 ml) 400
 FIO2 (%) 28
 PEEP (3-10 cm H2O) 5

Document 11/08/22 23:59 CMS (Rec: 11/09/22 00:15 CMS Desktop)

Intubation

Intubation

ET/TRACH Tube Size (mm) 7.0
 ETT Position at Lip Right
 ETT at Lip (cm) 21

Ventilator Assessment

Vent Settings

Ventilator Support Mode VC (Assist Control)
 Resp. Rate Setting (10-24 breaths/min) 16
 VT Set (100-1000 ml) 400
 FIO2 (%) 28
 PEEP (3-10 cm H2O) 5

Document 11/09/22 04:00 CMS (Rec: 11/09/22 04:11 CMS Desktop)

Intubation

Intubation

ET/TRACH Tube Size (mm) 7.0
 ETT Position at Lip Right
 ETT at Lip (cm) 21

Ventilator Assessment

Vent Settings

Ventilator Support Mode VC (Assist Control)
 Resp. Rate Setting (10-24 breaths/min) 16
 VT Set (100-1000 ml) 400
 FIO2 (%) 28

Iyons Kathleen A

Facility: Queen of the Valley Hospital **Location:** Q 1 Intensive Care Unit
 61 F 07/13/1961 **Med Rec Num:** MR01483046

Room-Bed: QI007-A
Visit: QH0054940416

Interventions - Continued

PEEP (3-10 cm H2O)					5
Document	11/09/22 08:00	JD	(Rec: 11/09/22 08:16	JD	Desktop)
Intubation					
Intubation					
ET/TRACH Tube Size (mm)					7.0
ETT Position at Lip					Right
ETT at Lip (cm)					21
Ventilator Assessment					
Vent Settings					
Ventilator Support Mode					VC (Assist Control)
Resp. Rate Setting (10-24 breaths/min)					16
VT Set (100-1000 ml)					400
PIO2 (%)					28
PEEP (3-10 cm H2O)					5
Document	11/09/22 12:00	JD	(Rec: 11/09/22 16:27	JD	Desktop)
Intubation					
Intubation					
Trach Tube Type					Plastic (Shiley), Cuffed
Ventilator Assessment					
Vent Settings					
Ventilator Support Mode					VC (Assist Control)
Resp. Rate Setting (10-24 breaths/min)					16
VT Set (100-1000 ml)					400
PIO2 (%)					28
PEEP (3-10 cm H2O)					5
Document	11/09/22 16:00	JD	(Rec: 11/09/22 16:27	JD	Desktop)
Intubation					
Intubation					
Trach Tube Type					Plastic (Shiley), Cuffed
Ventilator Assessment					
Vent Settings					
Ventilator Support Mode					VC (Assist Control)
Resp. Rate Setting (10-24 breaths/min)					16
VT Set (100-1000 ml)					400
PIO2 (%)					28
PEEP (3-10 cm H2O)					5
Document	11/09/22 20:00	MA	(Rec: 11/09/22 21:00	MA	Desktop)

Iyons, Kathleen A

Facility: Queen of the Valley Hospital **Location:** Q 1 Intensive Care Unit
 61 F 07/13/1961 **Med Rec Num:** MR01483046

Room-Bed: QI007-A
Visit: QH0054940416

Interventions - Continued

Intubation								
Intubation								
Trach Tube Type								Plastic (Shiley), Cuffed
Ventilator Assessment								
Vent Settings								
Ventilator Support Mode								VC (Assist Control)
Resp. Rate Setting (10-24 breaths/min)								16
VT Set (100-1000 ml)								400
FIO2 (%)								28
PEEP (3-10 cm H2O)								5
Document	11/09/22	23:59	MA	(Rec: 11/10/22	00:51	MA	Desktop)	
Intubation								
Intubation								
Trach Tube Type								Plastic (Shiley), Cuffed
Ventilator Assessment								
Vent Settings								
Ventilator Support Mode								VC (Assist Control)
Resp. Rate Setting (10-24 breaths/min)								16
VT Set (100-1000 ml)								400
FIO2 (%)								28
PEEP (3-10 cm H2O)								5
Document	11/10/22	08:00	MN	(Rec: 11/10/22	10:17	MN	Desktop)	
Intubation								
Intubation								
Trach Tube Type								Plastic (Shiley), Cuffed
Ventilator Assessment								

Iyons, Kathleen A

Facility: Queen of the Valley Hospital **Location:** Q 1 Intensive Care Unit
 61 F 07/13/1961 **Med Rec Num:** MR01483046

Room-Bed: QI007-A
Visit: QH0054940416

Interventions - Continued

Vent Settings		VC (Assist Control)
Ventilator Support Mode		16
Resp. Rate Setting (10-24 breaths/min)		400
VT Set (100-1000 ml)		28
PIO2 (%)		5
PEEP (3-10 cm H2O)		
Document	11/10/22 12:00 MN (Rec: 11/10/22 13:12 MN Desktop)	
Intubation		
Intubation		
Trach Tube Type		Plastic (Shiley), Cuffed
Ventilator Assessment		
Vent Settings		
Ventilator Support Mode		VC (Assist Control)
Resp. Rate Setting (10-24 breaths/min)		16
VT Set (100-1000 ml)		400
PIO2 (%)		28
PEEP (3-10 cm H2O)		5
Document	11/10/22 16:00 MN (Rec: 11/10/22 18:02 MN Desktop)	
Intubation		
Intubation		
Trach Tube Type		Plastic (Shiley), Cuffed
Ventilator Assessment		
Vent Settings		
Ventilator Support Mode		VC (Assist Control)
Resp. Rate Setting (10-24 breaths/min)		16
VT Set (100-1000 ml)		400
PIO2 (%)		28
PEEP (3-10 cm H2O)		5
Document	11/10/22 20:00 AV (Rec: 11/10/22 20:27 AV Desktop)	
Intubation		
Intubation		
Trach Tube Type		Plastic (Shiley), Cuffed
Ventilator Assessment		
Vent Settings		
Ventilator Support Mode		VC (Assist Control)
Resp. Rate Setting (10-24 breaths/min)		16
VT Set (100-1000 ml)		400

Iyons, Kathleen A

Facility: Queen of the Valley Hospital **Location:** Q 1 Intensive Care Unit
 61 F 07/13/1961 **Med Rec Num:** MR01483046

Room-Bed: QI007-A
Visit: QH0054940416

Interventions - Continued

FIO2 (%)					28	
PEEP (3-10 cm H2O)					5	
Document	11/10/22 23:59	AV	(Rec: 11/11/22 00:36	AV	Desktop)	
Intubation						
Trach Tube Type						Plastic (Shiley), Cuffed
Ventilator Assessment						
Vent Settings						
Ventilator Support Mode						VC (Assist Control)
Resp. Rate Setting (10-24 breaths/min)					16	
VT Set (100-1000 ml)					400	
FIO2 (%)					28	
PEEP (3-10 cm H2O)					5	
Document	11/11/22 04:00	AV	(Rec: 11/11/22 05:43	AV	Desktop)	
Intubation						
Trach Tube Type						Plastic (Shiley), Cuffed
Ventilator Assessment						
Vent Settings						
Ventilator Support Mode						VC (Assist Control)
Resp. Rate Setting (10-24 breaths/min)					16	
VT Set (100-1000 ml)					400	
FIO2 (%)					28	
PEEP (3-10 cm H2O)					5	
Document	11/11/22 08:00	MN	(Rec: 11/11/22 10:14	MN	Desktop)	
Intubation						
Trach Tube Type						Plastic (Shiley), Cuffed
Ventilator Assessment						
Vent Settings						
Ventilator Support Mode						VC (Assist Control)
Resp. Rate Setting (10-24 breaths/min)					16	
VT Set (100-1000 ml)					400	
FIO2 (%)					28	
PEEP (3-10 cm H2O)					5	
Document	11/11/22 12:00	MN	(Rec: 11/11/22 13:18	MN	Desktop)	
Intubation						

Iyons, Kathleen A

Facility: Queen of the Valley Hospital **Location:** Q 1 Intensive Care Unit
 61 F 07/13/1961 **Med Rec Num:** MR01483046

Room-Bed: QI007-A
Visit: QH0054940416

Interventions - Continued

Intubation	Trach Tube Type				Plastic (Shiley), Cuffed
Ventilator Assessment	Vent Settings				
	Ventilator Support Mode				VC (Assist Control)
	Resp. Rate Setting (10-24 breaths/min)				16
	VT Set (100-1000 ml)				400
	FI02 (%)				28
	PEEP (3-10 cm H2O)				5
Document	11/11/22 16:00	MN	(Rec: 11/11/22 16:20	MN	Desktop)
Intubation	Intubation				
	Trach Tube Type				Plastic (Shiley), Cuffed
Ventilator Assessment	Vent Settings				
	Ventilator Support Mode				VC (Assist Control)
	Resp. Rate Setting (10-24 breaths/min)				16
	VT Set (100-1000 ml)				400
	FI02 (%)				28
	PEEP (3-10 cm H2O)				5
Document	11/11/22 20:00	CMS	(Rec: 11/11/22 20:26	CMS	Desktop)
Intubation	Intubation				
	Trach Tube Type				Plastic (Shiley), Cuffed
Ventilator Assessment	Vent Settings				
	Ventilator Support Mode				VC (Assist Control)
	Resp. Rate Setting (10-24 breaths/min)				16
	VT Set (100-1000 ml)				400
	FI02 (%)				28
	PEEP (3-10 cm H2O)				5
Document	11/11/22 23:59	CMS	(Rec: 11/12/22 00:10	CMS	Desktop)
Intubation	Intubation				
	Trach Tube Type				Plastic (Shiley), Cuffed
Ventilator Assessment	Vent Settings				

Lyons, Kathleen A

Facility: Queen of the Valley Hospital **Location:** Q 1 Intensive Care Unit
 61 F 07/13/1961 **Med Rec Num:** MR01483046

Room-Bed: Q1007-A
Visit: QH0054940416

Interventions - Continued

Ventilator Support Mode				VC (Assist Control)
Resp. Rate Setting (10-24 breaths/min)				16
VT Set (100-1000 ml)				400
FIO2 (%)				28
PEEP (3-10 cm H2O)				5
Document	11/12/22 04:00	CMS	(Rec: 11/12/22 04:08	CMS Desktop)
Intubation				
Intubation				
Trach Tube Type				Plastic (Shiley), Cuffed
Ventilator Assessment				
Vent Settings				
Ventilator Support Mode				VC (Assist Control)
Resp. Rate Setting (10-24 breaths/min)				16
VT Set (100-1000 ml)				400
FIO2 (%)				28
PEEP (3-10 cm H2O)				5
Document	11/12/22 08:00	CO	(Rec: 11/12/22 08:20	CO Desktop)
Intubation				
Intubation				
Trach Tube Type				Plastic (Shiley), Cuffed
Ventilator Assessment				
Vent Settings				
Ventilator Support Mode				VC (Assist Control)
Resp. Rate Setting (10-24 breaths/min)				16
VT Set (100-1000 ml)				400
FIO2 (%)				28
PEEP (3-10 cm H2O)				5
Document	11/12/22 12:00	CO	(Rec: 11/12/22 12:18	CO Desktop)
Intubation				
Intubation				
Trach Tube Type				Plastic (Shiley), Cuffed
Ventilator Assessment				
Vent Settings				
Ventilator Support Mode				VC (Assist Control)
Resp. Rate Setting (10-24 breaths/min)				16
VT Set (100-1000 ml)				400
FIO2 (%)				28

Lyons, Kathleen A

Facility: Queen of the Valley Hospital **Location:** Q 1 Intensive Care Unit **Room-Bed:** QI007-A
 61 F 07/13/1961 **Med Rec Num:** MR01483046 **Visit:** QH0054940416

Interventions - Continued

PEEP (3-10 cm H2O)				5	
Document	11/12/22 16:00	CO (Rec: 11/12/22 16:23	CO Desktop)		
Intubation					
Trach Tube Type					Plastic (Shiley), Cuffed
Ventilator Assessment					
Vent Settings					
Ventilator Support Mode					VC (Assist Control)
Resp. Rate Setting (10-24 breaths/min)				16	
VT Set (100-1000 ml)				400	
FTO2 (%)				28	
PEEP (3-10 cm H2O)				5	
Document	11/12/22 20:00	JAB (Rec: 11/12/22 20:22	JAB Desktop)		
Intubation					
Trach Tube Type					Plastic (Shiley), Cuffed
Ventilator Assessment					
Vent Settings					
Ventilator Support Mode					VC (Assist Control)
Resp. Rate Setting (10-24 breaths/min)				16	
VT Set (100-1000 ml)				400	
FTO2 (%)				28	
PEEP (3-10 cm H2O)				5	
Document	11/12/22 23:59	JAB (Rec: 11/13/22 00:30	JAB Desktop)		
Intubation					
Trach Tube Type					Plastic (Shiley), Cuffed
Ventilator Assessment					
Vent Settings					
Ventilator Support Mode					VC (Assist Control)
Resp. Rate Setting (10-24 breaths/min)				16	
VT Set (100-1000 ml)				400	
FTO2 (%)				28	
PEEP (3-10 cm H2O)				5	
Document	11/13/22 04:00	JAB (Rec: 11/13/22 04:43	JAB Desktop)		
Intubation					
Trach Tube Type					Plastic (Shiley), Cuffed
Ventilator Assessment					
Vent Settings					
Ventilator Support Mode					VC (Assist Control)
Resp. Rate Setting (10-24 breaths/min)				16	
VT Set (100-1000 ml)				400	
FTO2 (%)				28	
PEEP (3-10 cm H2O)				5	
Document	11/13/22 04:00	JAB (Rec: 11/13/22 04:43	JAB Desktop)		
Intubation					
Trach Tube Type					Plastic (Shiley), Cuffed
Ventilator Assessment					
Vent Settings					
Ventilator Support Mode					VC (Assist Control)
Resp. Rate Setting (10-24 breaths/min)				16	
VT Set (100-1000 ml)				400	
FTO2 (%)				28	
PEEP (3-10 cm H2O)				5	
Document	11/13/22 04:00	JAB (Rec: 11/13/22 04:43	JAB Desktop)		
Intubation					
Trach Tube Type					Plastic (Shiley), Cuffed
Ventilator Assessment					
Vent Settings					
Ventilator Support Mode					VC (Assist Control)
Resp. Rate Setting (10-24 breaths/min)				16	
VT Set (100-1000 ml)				400	
FTO2 (%)				28	
PEEP (3-10 cm H2O)				5	
Document	11/13/22 04:00	JAB (Rec: 11/13/22 04:43	JAB Desktop)		
Intubation					
Trach Tube Type					Plastic (Shiley), Cuffed
Ventilator Assessment					
Vent Settings					
Ventilator Support Mode					VC (Assist Control)
Resp. Rate Setting (10-24 breaths/min)				16	
VT Set (100-1000 ml)				400	
FTO2 (%)				28	
PEEP (3-10 cm H2O)				5	
Document	11/13/22 04:00	JAB (Rec: 11/13/22 04:43	JAB Desktop)		
Intubation					
Trach Tube Type					Plastic (Shiley), Cuffed
Ventilator Assessment					
Vent Settings					
Ventilator Support Mode					VC (Assist Control)
Resp. Rate Setting (10-24 breaths/min)				16	
VT Set (100-1000 ml)				400	
FTO2 (%)				28	
PEEP (3-10 cm H2O)				5	

Lyons, Kathleen A

Facility: Queen of the Valley Hospital **Location:** Q 1 Intensive Care Unit
 61 F 07/13/1961 **Med Rec Num:** MR01483046

Room-Bed: QI007-A
Visit: QH0054940416

Interventions - Continued

Trach Tube Type				Plastic (Shiley), Cuffed
Ventilator Assessment				
Vent Settings				
Ventilator Support Mode				VC (Assist Control)
Resp. Rate Setting (10-24 breaths/min)				16
VT Set (100-1000 ml)				400
FTO2 (%)				28
PEEP (3-10 cm H2O)				5
Document	11/13/22 08:00	CO	(Rec: 11/13/22 08:33	CO Desktop)
Intubation				
Intubation				
Trach Tube Type				Plastic (Shiley), Cuffed
Ventilator Assessment				
Vent Settings				
Ventilator Support Mode				VC (Assist Control)
Resp. Rate Setting (10-24 breaths/min)				16
VT Set (100-1000 ml)				400
FTO2 (%)				28
PEEP (3-10 cm H2O)				5
Document	11/13/22 12:00	CO	(Rec: 11/13/22 12:20	CO Desktop)
Intubation				
Intubation				
Trach Tube Type				Plastic (Shiley), Cuffed
Ventilator Assessment				
Vent Settings				
Ventilator Support Mode				VC (Assist Control)
Resp. Rate Setting (10-24 breaths/min)				16
VT Set (100-1000 ml)				400
FTO2 (%)				28
PEEP (3-10 cm H2O)				5
Document	11/13/22 16:00	CO	(Rec: 11/13/22 16:20	CO Desktop)
Intubation				
Intubation				
Trach Tube Type				Plastic (Shiley), Cuffed
Ventilator Assessment				
Vent Settings				
Ventilator Support Mode				VC (Assist Control)

Lyons, Kathleen A

Facility: Queen of the Valley Hospital **Location:** Q 1 Intensive Care Unit
 61 F 07/13/1961 **Med Rec Num:** MR01483046

Room-Bed: Q1007-A
Visit: QH0054940416

Interventions - Continued

Resp. Rate Setting (10-24 breaths/min)	16
VT Set (100-1000 ml)	400
FTO2 (%)	28
PEEP (3-10 cm H2O)	5
Document 11/13/22 20:00 HL (Rec: 11/13/22 20:38 HL Desktop)	
Intubation	
Intubation	
Trach Tube Type	Plastic (Shiley), Cuffed
Ventilator Assessment	
Vent Settings	
Ventilator Support Mode	VC (Assist Control)
Resp. Rate Setting (10-24 breaths/min)	16
VT Set (100-1000 ml)	400
FTO2 (%)	28
PEEP (3-10 cm H2O)	5
Document 11/13/22 23:59 HL (Rec: 11/14/22 00:16 HL Desktop)	
Intubation	
Intubation	
Trach Tube Type	Plastic (Shiley), Cuffed
Ventilator Assessment	
Vent Settings	
Ventilator Support Mode	VC (Assist Control)
Resp. Rate Setting (10-24 breaths/min)	16
VT Set (100-1000 ml)	400
FTO2 (%)	28
PEEP (3-10 cm H2O)	5
Document 11/14/22 04:00 HL (Rec: 11/14/22 04:26 HL Desktop)	
Intubation	
Intubation	
Trach Tube Type	Plastic (Shiley), Cuffed
Ventilator Assessment	
Vent Settings	
Ventilator Support Mode	VC (Assist Control)
Resp. Rate Setting (10-24 breaths/min)	16
VT Set (100-1000 ml)	400
FTO2 (%)	28
PEEP (3-10 cm H2O)	5

Lyons Kathleen A

Facility: Queen of the Valley Hospital **Location:** Q 1 Intensive Care Unit
 61 F 07/13/1961 **Med Rec Num:** MR01483046

Room-Bed: QI007-A
Visit: QH0054940416

Interventions - Continued

Document	11/14/22 08:00	JM	(Rec: 11/14/22 12:05	JM	Desktop)	
Intubation						
Trach Tube Type						Plastic (Shiley), Cuffed
Ventilator Assessment						
Vent Settings						
Ventilator Support Mode						VC (Assist Control)
Resp. Rate Setting (10-24 breaths/min)						16
VT Set (100-1000 ml)						400
PIO2 (%)						28
PEEP (3-10 cm H2O)						5
Document	11/14/22 12:00	JM	(Rec: 11/14/22 12:48	JM	Desktop)	
Intubation						
Intubation						
Trach Tube Type						Plastic (Shiley), Cuffed
Ventilator Assessment						
Vent Settings						
Ventilator Support Mode						VC (Assist Control)
Resp. Rate Setting (10-24 breaths/min)						16
VT Set (100-1000 ml)						400
PIO2 (%)						28
PEEP (3-10 cm H2O)						5
Document	11/14/22 16:00	JM	(Rec: 11/14/22 16:26	JM	Desktop)	
Intubation						
Intubation						
Trach Tube Type						Plastic (Shiley), Cuffed
Ventilator Assessment						
Vent Settings						
Ventilator Support Mode						VC (Assist Control)
Resp. Rate Setting (10-24 breaths/min)						16
VT Set (100-1000 ml)						400
PIO2 (%)						28
PEEP (3-10 cm H2O)						5
Document	11/14/22 20:00	MA	(Rec: 11/14/22 21:04	MA	Desktop)	
Intubation						
Intubation						
Trach Tube Type						Plastic (Shiley), Cuffed

Lyons Kathleen A

Facility: Queen of the Valley Hospital **Location:** Q 1 Intensive Care Unit
 61 F 07/13/1961 **Med Rec Num:** MR01483046

Room-Bed: QI007-A
Visit: QH0054940416

Interventions - Continued

Ventilator Assessment						
Vent Settings						VC (Assist Control)
Ventilator Support Mode						16
Resp. Rate Setting (10-24 breaths/min)						400
VT Set (100-1000 ml)						28
PIO2 (%)						5
PEEP (3-10 cm H2O)						
Document	11/14/22 23:59	MA	(Rec: 11/15/22 00:32	MA	Desktop)	
Intubation						
Intubation						
Trach Tube Type						Plastic (Shiley), Cuffed
Ventilator Assessment						
Vent Settings						
Ventilator Support Mode						VC (Assist Control)
Resp. Rate Setting (10-24 breaths/min)						16
VT Set (100-1000 ml)						400
PIO2 (%)						28
PEEP (3-10 cm H2O)						5
Document	11/15/22 04:00	MA	(Rec: 11/15/22 04:47	MA	Desktop)	
Intubation						
Intubation						
Trach Tube Type						Plastic (Shiley), Cuffed
Ventilator Assessment						
Vent Settings						
Ventilator Support Mode						VC (Assist Control)
Resp. Rate Setting (10-24 breaths/min)						16
VT Set (100-1000 ml)						400
PIO2 (%)						28
PEEP (3-10 cm H2O)						5
Document	11/15/22 08:00	RD	(Rec: 11/15/22 10:40	RD	Desktop)	
Intubation						
Intubation						
ET/TRACH Tube Size (mm)						8.0
Trach Tube Type						Plastic (Shiley), Cuffed
Ventilator Assessment						
Vent Settings						
Ventilator Support Mode						VC (Assist Control)

Iyons, Kathleen A

Facility: Queen of the Valley Hospital **Location:** Q 1 Intensive Care Unit
 61 F 07/13/1961 **Med Rec Num:** MR01483046

Room-Bed: QI007-A
Visit: QH0054940416

Interventions - Continued

Resp. Rate Setting (10-24 breaths/min)	16	
VT Set (100-1000 ml)	400	
PIO2 (%)	28	
PEEP (3-10 cm H2O)	5	
Document 11/15/22 12:00	RD	(Rec: 11/15/22 12:54 RD Desktop)
Intubation		
Intubation		
ET/TRACH Tube Size (mm)	8.0	
Trach Tube Type	Plastic (Shiley), Cuffed	
Ventilator Assessment		
Vent Settings		
Ventilator Support Mode	VC (Assist Control)	
Resp. Rate Setting (10-24 breaths/min)	16	
VT Set (100-1000 ml)	400	
PIO2 (%)	28	
PEEP (3-10 cm H2O)	5	
Document 11/15/22 16:00	RD	(Rec: 11/15/22 16:33 RD Desktop)
Intubation		
Intubation		
ET/TRACH Tube Size (mm)	8.0	
Trach Tube Type	Plastic (Shiley), Cuffed	
Ventilator Assessment		
Vent Settings		
Ventilator Support Mode	VC (Assist Control)	
Resp. Rate Setting (10-24 breaths/min)	16	
VT Set (100-1000 ml)	400	
PIO2 (%)	28	
PEEP (3-10 cm H2O)	5	
Document 11/15/22 20:00	KC	(Rec: 11/15/22 21:33 KC Desktop)
Intubation		
Intubation		
ET/TRACH Tube Size (mm)	8.0	
Trach Tube Type	Plastic (Shiley), Cuffed	
Ventilator Assessment		
Vent Settings		
Ventilator Support Mode	VC (Assist Control)	
Resp. Rate Setting (10-24 breaths/min)	16	

Iyons, Kathleen A

Facility: Queen of the Valley Hospital **Location:** Q 1 Intensive Care Unit
 61 F 07/13/1961 **Med Rec Num:** MR01483046

Room-Bed: QI007-A
Visit: QH0054940416

Interventions - Continued

VT Set (100-1000 ml)				400	
FIO2 (%)				28	
PEEP (3-10 cm H2O)				5	
Document	11/15/22 23:59	KC	(Rec: 11/16/22 01:25	KC	Desktop)
Intubation					
Intubation					
ET/TRACH Tube Size (mm)				8.0	
Trach Tube Type				Plastic (Shiley), Cuffed	
Ventilator Assessment					
Vent Settings					
Ventilator Support Mode				VC (Assist Control)	
Resp. Rate Setting (10-24 breaths/min)				16	
VT Set (100-1000 ml)				400	
FIO2 (%)				28	
PEEP (3-10 cm H2O)				5	
Document	11/16/22 04:00	KC	(Rec: 11/16/22 04:43	KC	Desktop)
Intubation					
Intubation					
ET/TRACH Tube Size (mm)				8.0	
Trach Tube Type				Plastic (Shiley), Cuffed	
Ventilator Assessment					
Vent Settings					
Ventilator Support Mode				VC (Assist Control)	
Resp. Rate Setting (10-24 breaths/min)				16	
VT Set (100-1000 ml)				400	
FIO2 (%)				28	
PEEP (3-10 cm H2O)				5	
Document	11/16/22 08:00	JM	(Rec: 11/16/22 09:15	JM	Desktop)
Intubation					
Intubation					
ET/TRACH Tube Size (mm)				8.0	
Trach Tube Type				Plastic (Shiley), Cuffed	
Ventilator Assessment					
Vent Settings					
Ventilator Support Mode				VC (Assist Control)	
Resp. Rate Setting (10-24 breaths/min)				16	
VT Set (100-1000 ml)				400	

Iyons, Kathleen A

Facility: Queen of the Valley Hospital **Location:** Q 1 Intensive Care Unit
 61 F 07/13/1961 **Med Rec Num:** MR01483046

Room-Bed: Q1007-A
Visit: QH0054940416

Interventions - Continued

FI02 (%)					28
PEEP (3-10 cm H2O)					5
Document	11/16/22 12:00	JM	(Rec: 11/16/22 12:37	JM Desktop)	
Intubation					
Intubation					
ET/TRACH Tube Size (mm)					8.0
Trach Tube Type					Plastic (Shiley), Cuffed
Ventilator Assessment					
Vent Settings					
Ventilator Support Mode					VC (Assist Control)
Resp. Rate Setting (10-24 breaths/min)					16
VT Set (100-1000 ml)					400
FI02 (%)					28
PEEP (3-10 cm H2O)					5
Document	11/16/22 16:00	JM	(Rec: 11/16/22 16:36	JM Desktop)	
Intubation					
Intubation					
ET/TRACH Tube Size (mm)					8.0
Trach Tube Type					Plastic (Shiley), Cuffed
Ventilator Assessment					
Vent Settings					
Ventilator Support Mode					VC (Assist Control)
Resp. Rate Setting (10-24 breaths/min)					16
VT Set (100-1000 ml)					400
FI02 (%)					28
PEEP (3-10 cm H2O)					5
Document	11/16/22 20:00	CMS	(Rec: 11/16/22 20:03	CMS Desktop)	
Intubation					
Intubation					
ET/TRACH Tube Size (mm)					8.0
Trach Tube Type					Plastic (Shiley), Cuffed
Ventilator Assessment					
Vent Settings					
Ventilator Support Mode					VC (Assist Control)
Resp. Rate Setting (10-24 breaths/min)					16
VT Set (100-1000 ml)					400
FI02 (%)					28

Iyons, Kathleen A

Facility: Queen of the Valley Hospital **Location:** Q 1 Intensive Care Unit
 61 F 07/13/1961 **Med Rec Num:** MR01483046

Room-Bed: QI007-A
Visit: QH0054940416

Interventions - Continued

PEEP (3-10 cm H2O)	5
Document 11/16/22 23:59 CMS (Rec: 11/17/22 00:15 CMS Desktop)	
Intubation	
Intubation	
ET/TRACH Tube Size (mm)	8.0
Trach Tube Type	Plastic (Shiley), Cuffed
Ventilator Assessment	
Vent Settings	
Ventilator Support Mode	VC (Assist Control)
Resp. Rate Setting (10-24 breaths/min)	16
VT Set (100-1000 ml)	400
FTO2 (%)	28
PEEP (3-10 cm H2O)	5
Document 11/17/22 04:00 CMS (Rec: 11/17/22 04:00 CMS Desktop)	
Intubation	
Intubation	
ET/TRACH Tube Size (mm)	8.0
Trach Tube Type	Plastic (Shiley), Cuffed
Ventilator Assessment	
Vent Settings	
Ventilator Support Mode	VC (Assist Control)
Resp. Rate Setting (10-24 breaths/min)	16
VT Set (100-1000 ml)	400
FTO2 (%)	28
PEEP (3-10 cm H2O)	5
Document 11/17/22 08:00 JMV (Rec: 11/17/22 11:36 JMV Desktop)	
Intubation	
Intubation	
ET/TRACH Tube Size (mm)	8
Trach Tube Type	Plastic (Shiley), Cuffed
Ventilator Assessment	
Vent Settings	
Ventilator Support Mode	VC+
Resp. Rate Setting (10-24 breaths/min)	16
VT Set (100-1000 ml)	400
FTO2 (%)	28
PEEP (3-10 cm H2O)	5

Lyons, Kathleen A

Facility: Queen of the Valley Hospital **Location:** Q 1 Intensive Care Unit
 61 F 07/13/1961 **Med Rec Num:** MR01483046

Room-Bed: QI007-A
Visit: QH0054940416

Interventions - Continued

Document	11/17/22 12:00	JMV	(Rec: 11/17/22 12:08	JMV	Desktop)	
Intubation						
Intubation						
ET/TRACH Tube Size (mm)						
Trach Tube Type						
Ventilator Assessment						
Vent Settings						
Ventilator Support Mode						
Resp. Rate Setting (10-24 breaths/min)						
VT Set (100-1000 ml)						
FIO2 (%)						
PEEP (3-10 cm H2O)						
Document	11/17/22 16:00	JMV	(Rec: 11/17/22 16:03	JMV	Desktop)	
Intubation						
Intubation						
ET/TRACH Tube Size (mm)						
Trach Tube Type						
Ventilator Assessment						
Vent Settings						
Ventilator Support Mode						
Resp. Rate Setting (10-24 breaths/min)						
VT Set (100-1000 ml)						
FIO2 (%)						
PEEP (3-10 cm H2O)						
Document	11/17/22 20:00	CMS	(Rec: 11/17/22 20:28	CMS	Desktop)	
Intubation						
Intubation						
ET/TRACH Tube Size (mm)						
Trach Tube Type						
Ventilator Assessment						
Vent Settings						
Ventilator Support Mode						
Resp. Rate Setting (10-24 breaths/min)						
VT Set (100-1000 ml)						
FIO2 (%)						
PEEP (3-10 cm H2O)						
Document	11/17/22 23:59	CMS	(Rec: 11/18/22 01:18	CMS	Desktop)	
Intubation						
Intubation						
ET/TRACH Tube Size (mm)						
Trach Tube Type						
Ventilator Assessment						
Vent Settings						
Ventilator Support Mode						
Resp. Rate Setting (10-24 breaths/min)						
VT Set (100-1000 ml)						
FIO2 (%)						
PEEP (3-10 cm H2O)						
Document	11/17/22 23:59	CMS	(Rec: 11/18/22 01:18	CMS	Desktop)	
Intubation						
Intubation						
ET/TRACH Tube Size (mm)						
Trach Tube Type						
Ventilator Assessment						
Vent Settings						
Ventilator Support Mode						
Resp. Rate Setting (10-24 breaths/min)						
VT Set (100-1000 ml)						
FIO2 (%)						
PEEP (3-10 cm H2O)						

Iyons, Kathleen A

Facility: Queen of the Valley Hospital **Location:** Q 1 Intensive Care Unit
 61 F 07/13/1961 **Med Rec Num:** MR01483046

Room-Bed: QI007-A
Visit: QH0054940416

Interventions - Continued

Intubation

Intubation

ET/TRACH Tube Size (mm) 8

Trach Tube Type Plastic (Shiley), Cuffed

Ventilator Assessment

Vent Settings

Ventilator Support Mode VC+

Resp. Rate Setting (10-24 breaths/min) 16

VT Set (100-1000 ml) 400

FIO2 (%) 28

PEEP (3-10 cm H2O) 5

Document 11/18/22 04:00 CMS (Rec: 11/18/22 04:22 CMS Desktop)

Intubation

Intubation

ET/TRACH Tube Size (mm) 8

Trach Tube Type Plastic (Shiley), Cuffed

Ventilator Assessment

Vent Settings

Ventilator Support Mode VC+

Resp. Rate Setting (10-24 breaths/min) 16

VT Set (100-1000 ml) 400

FIO2 (%) 28

PEEP (3-10 cm H2O) 5

Document 11/18/22 08:00 MT (Rec: 11/18/22 09:25 MT Desktop)

Intubation

Intubation

ET/TRACH Tube Size (mm) 8

Trach Tube Type Plastic (Shiley), Cuffed

Ventilator Assessment

Vent Settings

Ventilator Support Mode VC+

Resp. Rate Setting (10-24 breaths/min) 16

VT Set (100-1000 ml) 400

FIO2 (%) 28

PEEP (3-10 cm H2O) 5

Document 11/18/22 12:00 JMV (Rec: 11/18/22 13:04 JMV Desktop)

Intubation

Iyons, Kathleen A

Facility: Queen of the Valley Hospital **Location:** Q 1 Intensive Care Unit
 61 F 07/13/1961 **Med Rec Num:** MR01483046

Room-Bed: Q1007-A
Visit: QH0054940416

Interventions - Continued

ET/TRACH Tube Size (mm)				8
Trach Tube Type				Plastic (Shiley), Cuffed
Ventilator Assessment				
Vent Settings				
Ventilator Support Mode				VC+
Resp. Rate Setting (10-24 breaths/min)				16
VT Set (100-1000 ml)				400
FTO2 (%)				28
PEEP (3-10 cm H2O)				5
Document	11/19/22 04:00	KC	(Rec: 11/19/22 04:38	KC Desktop)
Intubation				
Intubation				
ET/TRACH Tube Size (mm)				8
Trach Tube Type				Plastic (Shiley), Cuffed
Ventilator Assessment				
Vent Settings				
Ventilator Support Mode				VC+
Resp. Rate Setting (10-24 breaths/min)				16
VT Set (100-1000 ml)				400
FTO2 (%)				28
PEEP (3-10 cm H2O)				5
Document	11/19/22 08:00	RD	(Rec: 11/19/22 10:57	RD Desktop)
Intubation				
Intubation				
ET/TRACH Tube Size (mm)				8
Trach Tube Type				Plastic (Shiley), Cuffed
Ventilator Assessment				
Vent Settings				
Ventilator Support Mode				VC+
Resp. Rate Setting (10-24 breaths/min)				16
VT Set (100-1000 ml)				400
FTO2 (%)				28
PEEP (3-10 cm H2O)				5
Document	11/19/22 12:00	RD	(Rec: 11/19/22 13:40	RD Desktop)
Intubation				
Intubation				
ET/TRACH Tube Size (mm)				8

Lyons Kathleen A

Facility: Queen of the Valley Hospital **Location:** Q 1 Intensive Care Unit
 61 F 07/13/1961 **Med Rec Num:** MR01483046

Room-Bed: QI007-A
Visit: QH0054940416

Interventions - Continued

Trach Tube Type					Plastic (Shiley), Cuffed
Ventilator Assessment					
Vent Settings					
Ventilator Support Mode				VC+	
Resp. Rate Setting (10-24 breaths/min)				16	
VT Set (100-1000 ml)				400	
PIO2 (%)				28	
PEEP (3-10 cm H2O)				5	
Document	11/19/22	16:00	RD	(Rec: 11/19/22 18:06	RD Desktop)
Intubation					
Intubation					
ET/TRACH Tube Size (mm)				8	
Trach Tube Type					Plastic (Shiley), Cuffed
Ventilator Assessment					
Vent Settings					
Ventilator Support Mode				VC+	
Resp. Rate Setting (10-24 breaths/min)				16	
VT Set (100-1000 ml)				400	
PIO2 (%)				28	
PEEP (3-10 cm H2O)				5	
Document	11/19/22	20:00	KC	(Rec: 11/19/22 21:32	KC Desktop)
Intubation					
Intubation					
ET/TRACH Tube Size (mm)				8	
Trach Tube Type					Plastic (Shiley), Cuffed
Ventilator Assessment					
Vent Settings					
Ventilator Support Mode				VC+	
Resp. Rate Setting (10-24 breaths/min)				16	
VT Set (100-1000 ml)				400	
PIO2 (%)				28	
PEEP (3-10 cm H2O)				5	
Document	11/19/22	23:59	KC	(Rec: 11/20/22 02:27	KC Desktop)
Intubation					
Intubation					
ET/TRACH Tube Size (mm)				8	
Trach Tube Type					Plastic (Shiley), Cuffed

Lyons Kathleen A

Facility: Queen of the Valley Hospital **Location:** Q 1 Intensive Care Unit
 61 F 07/13/1961 **Med Rec Num:** MR01483046

Room-Bed: QI007-A
Visit: QH0054940416

Interventions - Continued

Ventilator Assessment

Vent Settings

Ventilator Support Mode VC+
 Resp. Rate Setting (10-24 breaths/min) 16
 VT Set (100-1000 ml) 400
 FIO2 (%) 28
 PEEP (3-10 cm H2O) 5

Document 11/20/22 04:00 KC (Rec: 11/20/22 04:46 KC Desktop)

Intubation

Intubation

ET/TRACH Tube Size (mm) 8
 Trach Tube Type Plastic (Shiley), Cuffed

Ventilator Assessment

Vent Settings

Ventilator Support Mode VC+
 Resp. Rate Setting (10-24 breaths/min) 16
 VT Set (100-1000 ml) 400
 FIO2 (%) 28
 PEEP (3-10 cm H2O) 5

Document 11/20/22 08:00 JMV (Rec: 11/20/22 09:14 JMV Desktop)

Intubation

Intubation

ET/TRACH Tube Size (mm) 8.0
 Trach Tube Type Plastic (Shiley), Cuffed

Ventilator Assessment

Vent Settings

Ventilator Support Mode VC+
 Resp. Rate Setting (10-24 breaths/min) 16
 VT Set (100-1000 ml) 400
 FIO2 (%) 28
 PEEP (3-10 cm H2O) 5

Document 11/20/22 12:00 JMV (Rec: 11/20/22 12:16 JMV Desktop)

Intubation

Intubation

ET/TRACH Tube Size (mm) 8.0
 Trach Tube Type Plastic (Shiley), Cuffed

Ventilator Assessment

Iyons, Kathleen A

Facility: Queen of the Valley Hospital **Location:** Q 1 Intensive Care Unit
 61 F 07/13/1961 **Med Rec Num:** MR01483046

Room-Bed: QI007-A
Visit: QH0054940416

Interventions - Continued

Ventilator Support Mode				VC+
Resp. Rate Setting (10-24 breaths/min)				16
VT Set (100-1000 ml)				400
FTO2 (%)				28
PEEP (3-10 cm H2O)				5
Document	11/21/22 04:00	KC (Rec: 11/21/22 04:14	KC Desktop)	
Intubation				
Intubation				
ET/TRACH Tube Size (mm)				8.0
Trach Tube Type				Plastic (Shiley), Cuffed
Ventilator Assessment				
Vent Settings				
Ventilator Support Mode				VC+
Resp. Rate Setting (10-24 breaths/min)				16
VT Set (100-1000 ml)				400
FTO2 (%)				28
PEEP (3-10 cm H2O)				5
Document	11/21/22 08:00	JMV (Rec: 11/21/22 09:57	JMV Desktop)	
Intubation				
Intubation				
ET/TRACH Tube Size (mm)				8.0
Trach Tube Type				Plastic (Shiley), Cuffed
Ventilator Assessment				
Vent Settings				
Ventilator Support Mode				VC+
Resp. Rate Setting (10-24 breaths/min)				16
VT Set (100-1000 ml)				400
FTO2 (%)				28
PEEP (3-10 cm H2O)				5
Document	11/21/22 12:00	JMV (Rec: 11/21/22 12:24	JMV Desktop)	
Intubation				
Intubation				
ET/TRACH Tube Size (mm)				8.0
Trach Tube Type				Plastic (Shiley), Cuffed
Ventilator Assessment				
Vent Settings				
Ventilator Support Mode				VC+

Iyons, Kathleen A

Facility: Queen of the Valley Hospital **Location:** Q 1 Intensive Care Unit
 61 F 07/13/1961 **Med Rec Num:** MR01483046

Room-Bed: QI007-A
Visit: QH0054940416

Interventions - Continued

Resp. Rate Setting (10-24 breaths/min)	16
VT Set (100-1000 ml)	400
PIO2 (%)	28
PEEP (3-10 cm H2O)	5
Document 11/21/22 16:00 JMV (Rec: 11/21/22 16:56 JMV Desktop)	
Intubation	
Intubation	
ET/TRACH Tube Size (mm)	8.0
Trach Tube Type	Plastic (Shiley), Cuffed
Ventilator Assessment	
Vent Settings	
Ventilator Support Mode	VC+
Resp. Rate Setting (10-24 breaths/min)	16
VT Set (100-1000 ml)	400
PIO2 (%)	28
PEEP (3-10 cm H2O)	5
Document 11/21/22 20:00 KC (Rec: 11/21/22 21:02 KC Desktop)	
Intubation	
Intubation	
ET/TRACH Tube Size (mm)	8.0
Trach Tube Type	Plastic (Shiley), Cuffed
Ventilator Assessment	
Vent Settings	
Ventilator Support Mode	VC+
Resp. Rate Setting (10-24 breaths/min)	16
VT Set (100-1000 ml)	400
PIO2 (%)	28
PEEP (3-10 cm H2O)	5
Document 11/21/22 23:59 KC (Rec: 11/22/22 00:30 KC Desktop)	
Intubation	
Intubation	
ET/TRACH Tube Size (mm)	8.0
Trach Tube Type	Plastic (Shiley), Cuffed
Ventilator Assessment	
Vent Settings	
Ventilator Support Mode	VC+
Resp. Rate Setting (10-24 breaths/min)	16

Iyons, Kathleen A

Facility: Queen of the Valley Hospital **Location:** Q 1 Intensive Care Unit
 61 F 07/13/1961 **Med Rec Num:** MR01483046

Room-Bed: QI007-A
Visit: QH0054940416

Interventions - Continued

VT Set (100-1000 ml)				400	
FIO2 (%)				28	
PEEP (3-10 cm H2O)				5	
Document	11/22/22 04:00	KC	(Rec: 11/22/22 05:14	KC	Desktop)
Intubation					
Intubation					
ET/TRACH Tube Size (mm)				8.0	
Trach Tube Type				Plastic (Shiley), Cuffed	
Ventilator Assessment					
Vent Settings					
Ventilator Support Mode				VC+	
Resp. Rate Setting (10-24 breaths/min)				16	
VT Set (100-1000 ml)				400	
FIO2 (%)				28	
PEEP (3-10 cm H2O)				5	
Document	11/22/22 08:00	JR	(Rec: 11/22/22 09:26	JR	Desktop)
Intubation					
Intubation					
ET/TRACH Tube Size (mm)				8.0	
Trach Tube Type				Plastic (Shiley), Cuffed	
Ventilator Assessment					
Vent Settings					
Ventilator Support Mode				VC+	
Resp. Rate Setting (10-24 breaths/min)				16	
VT Set (100-1000 ml)				400	
FIO2 (%)				28	
PEEP (3-10 cm H2O)				5	
Document	11/22/22 12:00	REG	(Rec: 11/22/22 12:41	REG	Desktop)
Intubation					
Intubation					
ET/TRACH Tube Size (mm)				8.0	
Trach Tube Type				Plastic (Shiley), Cuffed	
Ventilator Assessment					
Vent Settings					
Ventilator Support Mode				VC+	
Resp. Rate Setting (10-24 breaths/min)				16	
VT Set (100-1000 ml)				400	

Iyons, Kathleen A

Facility: Queen of the Valley Hospital **Location:** Q 1 Intensive Care Unit
 61 F 07/13/1961 **Med Rec Num:** MR01483046

Room-Bed: Q1007-A
Visit: QH0054940416

Interventions - Continued

FI02 (%)					28
PEEP (3-10 cm H2O)					5
Document	11/22/22 16:00	REG	(Rec: 11/22/22 16:13	REG	Desktop)
Intubation					
Intubation					
ET/TRACH Tube Size (mm)					8.0
Trach Tube Type					Plastic (Shiley), Cuffed
Ventilator Assessment					
Vent Settings					
Ventilator Support Mode					VC+
Resp. Rate Setting (10-24 breaths/min)					16
VT Set (100-1000 ml)					400
FI02 (%)					28
PEEP (3-10 cm H2O)					5
Document	11/22/22 23:59	JAB	(Rec: 11/23/22 01:24	JAB	Desktop)
Intubation					
Intubation					
ET/TRACH Tube Size (mm)					8.0
Trach Tube Type					Plastic (Shiley), Cuffed
Ventilator Assessment					
Vent Settings					
Ventilator Support Mode					VC+
Resp. Rate Setting (10-24 breaths/min)					16
VT Set (100-1000 ml)					400
FI02 (%)					28
PEEP (3-10 cm H2O)					5
Document	11/22/22 23:59	JAB	(Rec: 11/23/22 01:24	JAB	Desktop)
Intubation					
Intubation					
ET/TRACH Tube Size (mm)					8.0
Trach Tube Type					Plastic (Shiley), Cuffed
Ventilator Assessment					
Vent Settings					
Ventilator Support Mode					VC+
Resp. Rate Setting (10-24 breaths/min)					16
VT Set (100-1000 ml)					400
FI02 (%)					28

Lyons, Kathleen A

Facility: Queen of the Valley Hospital **Location:** Q 1 Intensive Care Unit
 61 F 07/13/1961 **Med Rec Num:** MR01483046

Room-Bed: QI007-A
Visit: QH0054940416

Interventions - Continued

PEEP (3-10 cm H2O)						5
Document	11/23/22 04:00	JAB	(Rec: 11/23/22 06:54)	JAB	Desktop)	
Intubation						
Intubation						
ET/TRACH Tube Size (mm)						8.0
Trach Tube Type						Plastic (Shiley), Cuffed
Ventilator Assessment						
Vent Settings						
Ventilator Support Mode						VC+
Resp. Rate Setting (10-24 breaths/min)						16
VT Set (100-1000 ml)						400
FTO2 (%)						28
PEEP (3-10 cm H2O)						5
Document	11/23/22 07:30	JR	(Rec: 11/23/22 09:07)	JR	Desktop)	
Intubation						
Intubation						
ET/TRACH Tube Size (mm)						8.0
Trach Tube Type						Plastic (Shiley), Cuffed
Ventilator Assessment						
Vent Settings						
Ventilator Support Mode						VC+
Resp. Rate Setting (10-24 breaths/min)						16
VT Set (100-1000 ml)						400
FTO2 (%)						28
PEEP (3-10 cm H2O)						5
Document	11/23/22 12:00	JR	(Rec: 11/23/22 12:26)	JR	Desktop)	
Intubation						
Intubation						
ET/TRACH Tube Size (mm)						8.0
Trach Tube Type						Plastic (Shiley), Cuffed
Ventilator Assessment						
Vent Settings						
Ventilator Support Mode						VC+
Resp. Rate Setting (10-24 breaths/min)						16
VT Set (100-1000 ml)						400
FTO2 (%)						28
PEEP (3-10 cm H2O)						5

Lyons, Kathleen A

Facility: Queen of the Valley Hospital **Location:** Q 1 Intensive Care Unit
 61 F 07/13/1961 **Med Rec Num:** MR01483046

Room-Bed: QI007-A
Visit: QH0054940416

Interventions - Continued

Document	11/23/22 16:00	JR	(Rec: 11/23/22 16:33	JR	Desktop)	
Intubation						
Intubation						
ET/TRACH Tube Size (mm)						8.0
Trach Tube Type						Plastic (Shiley), Cuffed
Ventilator Assessment						
Vent Settings						
Ventilator Support Mode						VC+
Resp. Rate Setting (10-24 breaths/min)						16
VT Set (100-1000 ml)						400
FIO2 (%)						28
PEEP (3-10 cm H2O)						5
Document	11/23/22 20:00	JAB	(Rec: 11/24/22 02:12	JAB	Desktop)	
Intubation						
Intubation						
ET/TRACH Tube Size (mm)						8.0
Trach Tube Type						Plastic (Shiley), Cuffed
Ventilator Assessment						
Vent Settings						
Ventilator Support Mode						VC+
Resp. Rate Setting (10-24 breaths/min)						16
VT Set (100-1000 ml)						400
FIO2 (%)						28
PEEP (3-10 cm H2O)						5
Document	11/23/22 23:59	JAB	(Rec: 11/24/22 02:30	JAB	Desktop)	
Intubation						
Intubation						
ET/TRACH Tube Size (mm)						8.0
Trach Tube Type						Plastic (Shiley), Cuffed
Ventilator Assessment						
Vent Settings						
Ventilator Support Mode						VC+
Resp. Rate Setting (10-24 breaths/min)						16
VT Set (100-1000 ml)						400
FIO2 (%)						28
PEEP (3-10 cm H2O)						5
Document	11/24/22 04:00	JAB	(Rec: 11/24/22 04:08	JAB	Desktop)	

Lyons, Kathleen A

Facility: Queen of the Valley Hospital **Location:** Q 1 Intensive Care Unit **Room-Bed:** QI007-A
 61 F 07/13/1961 **Med Rec Num:** MR01483046 **Visit:** QH0054940416

Interventions - Continued

Intubation	ET/TRACH Tube Size (mm)			8.0
	Trach Tube Type			Plastic (Shiley), Cuffed
Ventilator Assessment				
Vent Settings	Ventilator Support Mode			VC+
	Resp. Rate Setting (10-24 breaths/min)			16
	VT Set (100-1000 ml)			400
	FTO2 (%)			28
	PEEP (3-10 cm H2O)			5
Document	11/24/22 20:00	LO	(Rec: 11/24/22 22:50)	LO Desktop)
Intubation				
Intubation	ET/TRACH Tube Size (mm)			8.0
	Trach Tube Type			Plastic (Shiley), Cuffed
Ventilator Assessment				
Vent Settings	Ventilator Support Mode			VC+
	Resp. Rate Setting (10-24 breaths/min)			16
	VT Set (100-1000 ml)			400
	FTO2 (%)			28
	PEEP (3-10 cm H2O)			5
Document	11/25/22 00:00	LO	(Rec: 11/25/22 01:31)	LO Desktop)
Intubation				
Intubation	ET/TRACH Tube Size (mm)			8.0
	Trach Tube Type			Plastic (Shiley), Cuffed
Ventilator Assessment				
Vent Settings	Ventilator Support Mode			VC+
	Resp. Rate Setting (10-24 breaths/min)			16
	VT Set (100-1000 ml)			400
	FTO2 (%)			28
	PEEP (3-10 cm H2O)			5
Document	11/25/22 04:00	LO	(Rec: 11/25/22 06:21)	LO Desktop)
Intubation				
Intubation				

Iyons, Kathleen A

Facility: Queen of the Valley Hospital **Location:** Q 1 Intensive Care Unit
 61 F 07/13/1961 **Med Rec Num:** MR01483046

Room-Bed: QI007-A
Visit: QH0054940416

Interventions - Continued

ET/TRACH Tube Size (mm)	8.0
Trach Tube Type	Plastic (Shiley), Cuffed
Ventilator Assessment	
Vent Settings	
Ventilator Support Mode	VC+
Resp. Rate Setting (10-24 breaths/min)	16
VT Set (100-1000 ml)	400
FTO2 (%)	28
PEEP (3-10 cm H2O)	5
Document 11/25/22 08:00 SAV (Rec: 11/25/22 18:01 SAV Desktop)	
Intubation	
Intubation	
ET/TRACH Tube Size (mm)	8.0
Trach Tube Type	Plastic (Shiley), Cuffed
Ventilator Assessment	
Vent Settings	
Ventilator Support Mode	VC+
Resp. Rate Setting (10-24 breaths/min)	16
VT Set (100-1000 ml)	400
FTO2 (%)	35
PEEP (3-10 cm H2O)	5
Document 11/25/22 12:00 SAV (Rec: 11/25/22 18:01 SAV Desktop)	
Intubation	
Intubation	
ET/TRACH Tube Size (mm)	8.0
Trach Tube Type	Plastic (Shiley), Cuffed
Ventilator Assessment	
Vent Settings	
Ventilator Support Mode	VC+
Resp. Rate Setting (10-24 breaths/min)	16
VT Set (100-1000 ml)	400
FTO2 (%)	35
PEEP (3-10 cm H2O)	5
Document 11/25/22 16:00 SAV (Rec: 11/25/22 18:01 SAV Desktop)	
Intubation	
Intubation	
ET/TRACH Tube Size (mm)	8.0

Lyons, Kathleen A

Facility: Queen of the Valley Hospital **Location:** Q 1 Intensive Care Unit
 61 F 07/13/1961 **Med Rec Num:** MR01483046

Room-Bed: QI007-A
Visit: QH0054940416

Interventions - Continued

Trach Tube Type					Plastic (Shiley), Cuffed
Ventilator Assessment					
Vent Settings					
Ventilator Support Mode					VC+
Resp. Rate Setting (10-24 breaths/min)					16
VT Set (100-1000 ml)					400
PIO2 (%)					35
PEEP (3-10 cm H2O)					5
Document	11/25/22	20:00	LO	(Rec: 11/25/22 21:56	LO Desktop)
Intubation					
Intubation					
ET/TRACH Tube Size (mm)					8.0
Trach Tube Type					Plastic (Shiley), Cuffed
Ventilator Assessment					
Vent Settings					
Ventilator Support Mode					VC+
Resp. Rate Setting (10-24 breaths/min)					16
VT Set (100-1000 ml)					400
PIO2 (%)					35
PEEP (3-10 cm H2O)					5
Document	11/26/22	00:00	LO	(Rec: 11/26/22 00:35	LO Desktop)
Intubation					
Intubation					
ET/TRACH Tube Size (mm)					8.0
Trach Tube Type					Plastic (Shiley), Cuffed
Ventilator Assessment					
Vent Settings					
Ventilator Support Mode					VC+
Resp. Rate Setting (10-24 breaths/min)					16
VT Set (100-1000 ml)					400
PIO2 (%)					35
PEEP (3-10 cm H2O)					5
Document	11/26/22	04:00	LO	(Rec: 11/26/22 06:44	LO Desktop)
Intubation					
Intubation					
ET/TRACH Tube Size (mm)					8.0
Trach Tube Type					Plastic (Shiley), Cuffed

Lyons, Kathleen A

Facility: Queen of the Valley Hospital **Location:** Q 1 Intensive Care Unit
 61 F 07/13/1961 **Med Rec Num:** MR01483046

Room-Bed: QI007-A
Visit: QH0054940416

Interventions - Continued

Ventilator Assessment

Vent Settings

Ventilator Support Mode VC+

Resp. Rate Setting (10-24 breaths/min) 16

VT Set (100-1000 ml) 400

PIO2 (%) 35

PEEP (3-10 cm H2O) 5

Document 11/26/22 08:00 LH (Rec: 11/26/22 08:59 LH Phone)

Intubation

Intubation

ET/TRACH Tube Size (mm) 8.0

Trach Tube Type Plastic (Shiley), Cuffed

Ventilator Assessment

Vent Settings

Ventilator Support Mode VC+

Resp. Rate Setting (10-24 breaths/min) 16

VT Set (100-1000 ml) 400

PIO2 (%) 35

PEEP (3-10 cm H2O) 5

Document 11/26/22 12:00 LH (Rec: 11/26/22 14:03 LH Phone)

Intubation

Intubation

ET/TRACH Tube Size (mm) 8.0

Trach Tube Type Plastic (Shiley), Cuffed

Ventilator Assessment

Vent Settings

Ventilator Support Mode VC+

Resp. Rate Setting (10-24 breaths/min) 16

VT Set (100-1000 ml) 400

PIO2 (%) 35

PEEP (3-10 cm H2O) 5

Document 11/26/22 16:00 LH (Rec: 11/26/22 16:07 LH Phone)

Intubation

Intubation

ET/TRACH Tube Size (mm) 8.0

Trach Tube Type Plastic (Shiley), Cuffed

Ventilator Assessment

Lyons, Kathleen A

Facility: Queen of the Valley Hospital **Location:** Q 1 Intensive Care Unit
 61 F 07/13/1961 **Med Rec Num:** MR01483046

Room-Bed: QI007-A
Visit: QH0054940416

Interventions - Continued

Ventilator Support Mode		VC+
Resp. Rate Setting (10-24 breaths/min)		16
VT Set (100-1000 ml)		400
FTO2 (%)		35
PEEP (3-10 cm H2O)		5
Document 11/27/22 08:00	LH (Rec: 11/27/22 11:30	LH Phone)
Intubation		
Intubation		
ET/TRACH Tube Size (mm)		8.0
Trach Tube Type		Plastic (Shiley), Cuffed
Ventilator Assessment		
Vent Settings		
Ventilator Support Mode		VC+
Resp. Rate Setting (10-24 breaths/min)		16
VT Set (100-1000 ml)		400
FTO2 (%)		35
PEEP (3-10 cm H2O)		5
Document 11/27/22 12:00	LH (Rec: 11/27/22 14:15	LH Phone)
Intubation		
Intubation		
ET/TRACH Tube Size (mm)		8.0
Trach Tube Type		Plastic (Shiley), Cuffed
Ventilator Assessment		
Vent Settings		
Ventilator Support Mode		VC+
Resp. Rate Setting (10-24 breaths/min)		16
VT Set (100-1000 ml)		400
FTO2 (%)		35
PEEP (3-10 cm H2O)		5
Document 11/27/22 16:00	LH (Rec: 11/27/22 17:02	LH Phone)
Intubation		
Intubation		
ET/TRACH Tube Size (mm)		8.0
Trach Tube Type		Plastic (Shiley), Cuffed
Ventilator Assessment		
Vent Settings		
Ventilator Support Mode		VC+

Iyons, Kathleen A

Facility: Queen of the Valley Hospital **Location:** Q 1 Intensive Care Unit
 61 F 07/13/1961 **Med Rec Num:** MR01483046

Room-Bed: QI007-A
Visit: QH0054940416

Interventions - Continued

Resp. Rate Setting (10-24 breaths/min)	16
VT Set (100-1000 ml)	400
PIO2 (%)	35
PEEP (3-10 cm H2O)	5
Document 11/27/22 20:00	JAB (Rec: 11/27/22 20:39) JAB Desktop)
Intubation	
Intubation	
ET/TRACH Tube Size (mm)	8.0
Trach Tube Type	Plastic (Shiley), Cuffed
Ventilator Assessment	
Vent Settings	
Ventilator Support Mode	VC+
Resp. Rate Setting (10-24 breaths/min)	16
VT Set (100-1000 ml)	400
PIO2 (%)	35
PEEP (3-10 cm H2O)	5
Document 11/27/22 23:59	JAB (Rec: 11/28/22 02:42) JAB Desktop)
Intubation	
Intubation	
ET/TRACH Tube Size (mm)	8.0
Trach Tube Type	Plastic (Shiley), Cuffed
Ventilator Assessment	
Vent Settings	
Ventilator Support Mode	VC+
Resp. Rate Setting (10-24 breaths/min)	16
VT Set (100-1000 ml)	400
PIO2 (%)	35
PEEP (3-10 cm H2O)	5
Document 11/28/22 04:00	JAB (Rec: 11/28/22 04:52) JAB Desktop)
Intubation	
Intubation	
ET/TRACH Tube Size (mm)	8.0
Trach Tube Type	Plastic (Shiley), Cuffed
Ventilator Assessment	
Vent Settings	
Ventilator Support Mode	VC+
Resp. Rate Setting (10-24 breaths/min)	16

Iyons, Kathleen A

Facility: Queen of the Valley Hospital **Location:** Q 1 Intensive Care Unit
 61 F 07/13/1961 **Med Rec Num:** MR01483046

Room-Bed: Q1007-A
Visit: QH0054940416

Interventions - Continued

VT Set (100-1000 ml)					400	
FIO2 (%)					35	
PEEP (3-10 cm H2O)					5	
Document	11/28/22 08:00	UG	(Rec: 11/28/22 16:36	UG	Desktop)	
Intubation						
Intubation						
ET/TRACH Tube Size (mm)					8.0	
Trach Tube Type					Plastic (Shiley), Cuffed	
Ventilator Assessment						
Vent Settings						
Ventilator Support Mode					VC+	
Resp. Rate Setting (10-24 breaths/min)					16	
VT Set (100-1000 ml)					400	
FIO2 (%)					35	
PEEP (3-10 cm H2O)					5	
Document	11/28/22 12:00	UG	(Rec: 11/28/22 16:36	UG	Desktop)	
Intubation						
Intubation						
ET/TRACH Tube Size (mm)					8.0	
Trach Tube Type					Plastic (Shiley), Cuffed	
Ventilator Assessment						
Vent Settings						
Ventilator Support Mode					VC+	
Resp. Rate Setting (10-24 breaths/min)					16	
VT Set (100-1000 ml)					400	
FIO2 (%)					35	
PEEP (3-10 cm H2O)					5	
Document	11/28/22 16:00	UG	(Rec: 11/28/22 16:36	UG	Desktop)	
Intubation						
Intubation						
ET/TRACH Tube Size (mm)					8.0	
Trach Tube Type					Plastic (Shiley), Cuffed	
Ventilator Assessment						
Vent Settings						
Ventilator Support Mode					VC+	
Resp. Rate Setting (10-24 breaths/min)					16	
VT Set (100-1000 ml)					400	

Iyons, Kathleen A

Facility: Queen of the Valley Hospital **Location:** Q 1 Intensive Care Unit
 61 F 07/13/1961 **Med Rec Num:** MR01483046

Room-Bed: QI007-A
Visit: QH0054940416

Interventions - Continued

FI02 (%)						35	
PEEP (3-10 cm H2O)						5	
Document	11/28/22 20:00	XD	(Rec: 11/28/22 21:03	XD	Desktop)		
Intubation							
Intubation							
ET/TRACH Tube Size (mm)						8.0	
Trach Tube Type							Plastic (Shiley), Cuffed
Ventilator Assessment							
Vent Settings							
Ventilator Support Mode						VC+	
Resp. Rate Setting (10-24 breaths/min)						16	
VT Set (100-1000 ml)						400	
FI02 (%)						35	
PEEP (3-10 cm H2O)						5	
Document	11/29/22 04:00	XD	(Rec: 11/29/22 05:05	XD	Desktop)		
Intubation							
Intubation							
ET/TRACH Tube Size (mm)						8.0	
Trach Tube Type							Plastic (Shiley), Cuffed
Ventilator Assessment							
Vent Settings							
Ventilator Support Mode						VC+	
Resp. Rate Setting (10-24 breaths/min)						16	
VT Set (100-1000 ml)						400	
FI02 (%)						35	
PEEP (3-10 cm H2O)						5	
Document	11/29/22 04:00	XD	(Rec: 11/29/22 05:05	XD	Desktop)		
Intubation							
Intubation							
ET/TRACH Tube Size (mm)						8.0	
Trach Tube Type							Plastic (Shiley), Cuffed
Ventilator Assessment							
Vent Settings							
Ventilator Support Mode						VC+	
Resp. Rate Setting (10-24 breaths/min)						16	
VT Set (100-1000 ml)						400	
FI02 (%)						35	

Iyons, Kathleen A

Facility: Queen of the Valley Hospital **Location:** Q 1 Intensive Care Unit
 61 F 07/13/1961 **Med Rec Num:** MR01483046

Room-Bed: QI007-A
Visit: QH0054940416

Interventions - Continued

PEEP (3-10 cm H2O)	5
Document 11/29/22 08:00 UG (Rec: 11/29/22 10:03 UG Desktop)	
Intubation	
Intubation	
ET/TRACH Tube Size (mm)	8.0
Trach Tube Type	Plastic (Shiley), Cuffed
Ventilator Assessment	
Vent Settings	
Ventilator Support Mode	VC+
Resp. Rate Setting (10-24 breaths/min)	16
VT Set (100-1000 ml)	400
FTO2 (%)	35
PEEP (3-10 cm H2O)	5
Document 11/29/22 12:00 UG (Rec: 11/29/22 15:55 UG Desktop)	
Intubation	
Intubation	
ET/TRACH Tube Size (mm)	8.0
Trach Tube Type	Plastic (Shiley), Cuffed
Ventilator Assessment	
Vent Settings	
Ventilator Support Mode	VC+
Resp. Rate Setting (10-24 breaths/min)	16
VT Set (100-1000 ml)	400
FTO2 (%)	35
PEEP (3-10 cm H2O)	5
Document 11/29/22 16:00 UG (Rec: 11/29/22 17:16 UG Desktop)	
Intubation	
Intubation	
ET/TRACH Tube Size (mm)	8.0
Trach Tube Type	Plastic (Shiley), Cuffed
Ventilator Assessment	
Vent Settings	
Ventilator Support Mode	VC+
Resp. Rate Setting (10-24 breaths/min)	16
VT Set (100-1000 ml)	400
FTO2 (%)	35
PEEP (3-10 cm H2O)	5

Lyons, Kathleen A

Facility: Queen of the Valley Hospital **Location:** Q 1 Intensive Care Unit
 61 F 07/13/1961 **Med Rec Num:** MR01483046

Room-Bed: QI007-A
Visit: QH0054940416

Interventions - Continued

Document	11/29/22 20:00	XD	(Rec: 11/29/22 20:14	XD	Desktop)		
Intubation							
Intubation							
ET/TRACH Tube Size (mm)							
Trach Tube Type							
Ventilator Assessment							
Vent Settings							
Ventilator Support Mode							
Resp. Rate Setting (10-24 breaths/min)							
VT Set (100-1000 ml)							
FIO2 (%)							
PEEP (3-10 cm H2O)							
Document	11/29/22 23:59	XD	(Rec: 11/30/22 01:26	XD	Desktop)		
Intubation							
Intubation							
ET/TRACH Tube Size (mm)							
Trach Tube Type							
Ventilator Assessment							
Vent Settings							
Ventilator Support Mode							
Resp. Rate Setting (10-24 breaths/min)							
VT Set (100-1000 ml)							
FIO2 (%)							
PEEP (3-10 cm H2O)							
Document	11/30/22 04:00	XD	(Rec: 11/30/22 05:16	XD	Desktop)		
Intubation							
Intubation							
ET/TRACH Tube Size (mm)							
Trach Tube Type							
Ventilator Assessment							
Vent Settings							
Ventilator Support Mode							
Resp. Rate Setting (10-24 breaths/min)							
VT Set (100-1000 ml)							
FIO2 (%)							
PEEP (3-10 cm H2O)							
Document	11/30/22 08:00	JM	(Rec: 11/30/22 09:47	JM	Desktop)		
Intubation							
Intubation							
ET/TRACH Tube Size (mm)							
Trach Tube Type							
Ventilator Assessment							
Vent Settings							
Ventilator Support Mode							
Resp. Rate Setting (10-24 breaths/min)							
VT Set (100-1000 ml)							
FIO2 (%)							
PEEP (3-10 cm H2O)							
Document	11/30/22 08:00	JM	(Rec: 11/30/22 09:47	JM	Desktop)		
Intubation							
Intubation							
ET/TRACH Tube Size (mm)							
Trach Tube Type							
Ventilator Assessment							
Vent Settings							
Ventilator Support Mode							
Resp. Rate Setting (10-24 breaths/min)							
VT Set (100-1000 ml)							
FIO2 (%)							
PEEP (3-10 cm H2O)							

Iyons, Kathleen A

Facility: Queen of the Valley Hospital **Location:** Q 1 Intensive Care Unit
61 F 07/13/1961 **Med Rec Num:** MR01483046

Room-Bed: QI007-A
Visit: QH0054940416

Interventions - Continued

Intubation

ET/TRACH Tube Size (mm)

Trach Tube Type

Ventilator Assessment

Vent Settings

Ventilator Support Mode

Resp. Rate Setting (10-24 breaths/min)

VT Set (100-1000 ml)

PIO2 (%)

PEEP (3-10 cm H2O)

Document 11/30/22 12:00 JM (Rec: 11/30/22 12:08 JM Desktop)

Intubation

ET/TRACH Tube Size (mm)

Trach Tube Type

Ventilator Assessment

Vent Settings

Ventilator Support Mode

Resp. Rate Setting (10-24 breaths/min)

VT Set (100-1000 ml)

PIO2 (%)

PEEP (3-10 cm H2O)

Document 11/30/22 16:00 JM (Rec: 11/30/22 16:06 JM Desktop)

Intubation

ET/TRACH Tube Size (mm)

Trach Tube Type

Ventilator Assessment

Vent Settings

Ventilator Support Mode

Resp. Rate Setting (10-24 breaths/min)

VT Set (100-1000 ml)

PIO2 (%)

PEEP (3-10 cm H2O)

Document 11/30/22 20:00 HL (Rec: 11/30/22 23:59 HL Desktop)

Intubation

8.0
Plastic (Shiley), Cuffed

VC+
16
400
35
5

8.0
Plastic (Shiley), Cuffed

VC+
16
400
35
5

8.0
Plastic (Shiley), Cuffed

VC+
16
400
35
5

Iyons, Kathleen A

Facility: Queen of the Valley Hospital **Location:** Q 1 Intensive Care Unit
 61 F 07/13/1961 **Med Rec Num:** MR01483046

Room-Bed: QI007-A
Visit: QH0054940416

Interventions - Continued

Intubation	ET/TRACH Tube Size (mm)	8.0
	Trach Tube Type	Plastic (Shiley), Cuffed
Ventilator Assessment		
Vent Settings		
	Ventilator Support Mode	VC+
	Resp. Rate Setting (10-24 breaths/min)	16
	VT Set (100-1000 ml)	400
	FTO2 (%)	35
	PEEP (3-10 cm H2O)	5
Document	11/30/22 23:59 HL (Rec: 12/01/22 00:59 HL Desktop)	
Intubation		
Intubation	ET/TRACH Tube Size (mm)	8.0
	Trach Tube Type	Plastic (Shiley), Cuffed
Ventilator Assessment		
Vent Settings		
	Ventilator Support Mode	VC+
	Resp. Rate Setting (10-24 breaths/min)	16
	VT Set (100-1000 ml)	400
	FTO2 (%)	35
	PEEP (3-10 cm H2O)	5
Document	12/01/22 04:00 HL (Rec: 12/01/22 04:42 HL Desktop)	
Intubation		
Intubation	ET/TRACH Tube Size (mm)	8.0
	Trach Tube Type	Plastic (Shiley), Cuffed
Ventilator Assessment		
Vent Settings		
	Ventilator Support Mode	VC+
	Resp. Rate Setting (10-24 breaths/min)	16
	VT Set (100-1000 ml)	400
	FTO2 (%)	35
	PEEP (3-10 cm H2O)	5
Document	12/01/22 08:00 JR (Rec: 12/01/22 09:44 JR Desktop)	
Intubation		
Intubation		

Iyons, Kathleen A

Facility: Queen of the Valley Hospital **Location:** Q 1 Intensive Care Unit
 61 F 07/13/1961 **Med Rec Num:** MR01483046

Room-Bed: QI007-A
Visit: QH0054940416

Interventions - Continued

ET/TRACH Tube Size (mm)				8.0
Trach Tube Type				Plastic (Shiley), Cuffed
Ventilator Assessment				
Vent Settings				
Ventilator Support Mode				VC+
Resp. Rate Setting (10-24 breaths/min)				16
VT Set (100-1000 ml)				400
FTO2 (%)				30
PEEP (3-10 cm H2O)				5
Document	12/01/22 12:00	JR	(Rec: 12/01/22 12:26	JR Desktop)
Intubation				
Intubation				
ET/TRACH Tube Size (mm)				8.0
Trach Tube Type				Plastic (Shiley), Cuffed
Ventilator Assessment				
Vent Settings				
Ventilator Support Mode				VC+
Resp. Rate Setting (10-24 breaths/min)				16
VT Set (100-1000 ml)				400
FTO2 (%)				30
PEEP (3-10 cm H2O)				5
Document	12/01/22 16:00	JR	(Rec: 12/01/22 16:37	JR Desktop)
Intubation				
Intubation				
ET/TRACH Tube Size (mm)				8.0
Trach Tube Type				Plastic (Shiley), Cuffed
Ventilator Assessment				
Vent Settings				
Ventilator Support Mode				VC+
Resp. Rate Setting (10-24 breaths/min)				16
VT Set (100-1000 ml)				400
FTO2 (%)				30
PEEP (3-10 cm H2O)				5
Document	12/01/22 20:00	HL	(Rec: 12/01/22 21:52	HL Desktop)
Intubation				
Intubation				
ET/TRACH Tube Size (mm)				8.0

Lyons, Kathleen A

Facility: Queen of the Valley Hospital **Location:** Q 1 Intensive Care Unit
 61 F 07/13/1961 **Med Rec Num:** MR01483046

Room-Bed: QI007-A
Visit: QH0054940416

Interventions - Continued

Trach Tube Type				Plastic (Shiley), Cuffed
Ventilator Assessment				
Vent Settings				
Ventilator Support Mode				VC+
Resp. Rate Setting (10-24 breaths/min)				16
VT Set (100-1000 ml)				400
PIO2 (%)				30
PEEP (3-10 cm H2O)				5
Document	12/01/22 23:59	HL	(Rec: 12/02/22 00:19	HL Desktop)
Intubation				
Intubation				
ET/TRACH Tube Size (mm)				8.0
Trach Tube Type				Plastic (Shiley), Cuffed
Ventilator Assessment				
Vent Settings				
Ventilator Support Mode				VC+
Resp. Rate Setting (10-24 breaths/min)				16
VT Set (100-1000 ml)				400
PIO2 (%)				30
PEEP (3-10 cm H2O)				5
Document	12/02/22 04:00	HL	(Rec: 12/02/22 04:53	HL Desktop)
Intubation				
Intubation				
ET/TRACH Tube Size (mm)				8.0
Trach Tube Type				Plastic (Shiley), Cuffed
Ventilator Assessment				
Vent Settings				
Ventilator Support Mode				VC+
Resp. Rate Setting (10-24 breaths/min)				16
VT Set (100-1000 ml)				400
PIO2 (%)				30
PEEP (3-10 cm H2O)				5
Vital Signs				
Freq: Q4HR				
Protocol:				
Document	10/18/22 22:10	TMG	(Rec: 10/19/22 00:57	TMG Desktop)
Temperature				
				Start: 10/18/22 23:09
				Status: Cancelled

Iyons, Kathleen A

Facility: Queen of the Valley Hospital **Location:** Q 1 Intensive Care Unit
 61 F 07/13/1961 **Med Rec Num:** MR01483046

Room-Bed: QI007-A
Visit: QH0054940416

Interventions - Continued

Temperature	Temperature (97.6 F-99.6 F)	97.5 F L
Temperature Source		Temporal Artery Scan
Blood Pressure		
Blood Pressure	Blood Pressure (90/60-120/80 mmHg)	142/59 H
Mean (mmHg)		86
Location		Left Arm
Source		Automatic Cuff
Heart Rate		
Heart Rate	Heart Rate	78
Pulse (60-100 beats/min)		Monitor
Method		
Respirations		
Respirations	Respirations	20
Respiratory Rate (12-20 breaths/min)		
Oxygen		
Oxygen	Oxygen	100
Pulse Oximetry (92-100 %)		Room Air
O2 Delivery		
Document	10/18/22 23:59 TMG (Rec: 10/19/22 00:59 TMG Desktop)	
Temperature		
Temperature	Temperature (97.6 F-99.6 F)	98.1 F
Temperature Source		Temporal Artery Scan
Blood Pressure		
Blood Pressure	Blood Pressure (90/60-120/80 mmHg)	119/48 L
Mean (mmHg)		71
Location		Left Arm
Source		Automatic Cuff
Heart Rate		
Heart Rate	Heart Rate	80
Pulse (60-100 beats/min)		Monitor
Method		
Respirations		
Respirations	Respirations	

Iyons, Kathleen A

Facility: Queen of the Valley Hospital **Location:** Q 1 Intensive Care Unit
 61 F 07/13/1961 **Med Rec Num:** MR01483046

Room-Bed: QI007-A
Visit: QH0054940416

Interventions - Continued

Respiratory Rate (12-20 breaths/min)	20	
Oxygen		
Pulse Oximetry (92-100 %)	97	Room Air
O2 Delivery		
Document 10/19/22 04:00 TMG (Rec: 10/19/22 05:40 TMG Desktop)		
Temperature		
Temperature (97.6 F-99.6 F)	97.6 F	
Temperature Source		Temporal Artery Scan
Blood Pressure		
Blood Pressure (90/60-120/80 mmHg)	110/44 L	
Mean (mmHg)	66	Left Arm
Location		Automatic Cuff
Source		
Heart Rate		
Heart Rate	85	
Pulse (60-100 beats/min)		Monitor
Method		
Respirations		
Respirations		
Respiratory Rate (12-20 breaths/min)	20	
Oxygen		
Pulse Oximetry (92-100 %)	99	Room Air
O2 Delivery		
Document 10/19/22 08:00 VS (Rec: 10/19/22 08:17 VS Desktop)		
Temperature		
Temperature		
Temperature (97.6 F-99.6 F)	98.2 F	
Temperature Source		Temporal Artery Scan
Blood Pressure		
Blood Pressure (90/60-120/80 mmHg)	102/56 L	
Mean (mmHg)	71	Left Arm
Location		

Iyons, Kathleen A

Facility: Queen of the Valley Hospital **Location:** Q 1 Intensive Care Unit
 61 F 07/13/1961 **Med Rec Num:** MR01483046

Room-Bed: QI007-A
Visit: QH0054940416

Interventions - Continued

Source		Automatic Cuff
Heart Rate		
Heart Rate		
Pulse (60-100 beats/min)		65
Method		Pulse Oximeter
Respirations		
Respirations		
Respiratory Rate (12-20 breaths/min)		19
Oxygen		
Oxygen		
Pulse Oximetry (92-100 %)		100
O2 Delivery		Room Air
Document 10/19/22 12:00 VS (Rec: 10/19/22 12:34 VS Desktop)		
Temperature		
Temperature		
Temperature (97.6 F-99.6 F)		98.1 F
Temperature Source		Temporal Artery Scan
Blood Pressure		
Blood Pressure		
Blood Pressure (90/60-120/80 mmHg)		125/51 H
Mean (mmHg)		75
Location		Left Arm
Source		Automatic Cuff
Heart Rate		
Heart Rate		
Pulse (60-100 beats/min)		66
Method		Pulse Oximeter
Respirations		
Respirations		
Respiratory Rate (12-20 breaths/min)		18
Oxygen		
Oxygen		
Pulse Oximetry (92-100 %)		100
O2 Delivery		Room Air
Document 10/19/22 16:00 VS (Rec: 10/19/22 16:08 VS Desktop)		
Temperature		
Temperature		

Iyons, Kathleen A

Facility: Queen of the Valley Hospital **Location:** Q 1 Intensive Care Unit
 61 F 07/13/1961 **Med Rec Num:** MR01483046

Room-Bed: QI007-A
Visit: QH0054940416

Interventions - Continued

Temperature (97.6 F-99.6 F)	97.8 F
Temperature Source	Temporal Artery Scan
Blood Pressure	
Blood Pressure	
Blood Pressure (90/60-120/80 mmHg)	167/72 H
Mean (mmHg)	103
Location	Left Arm
Source	Automatic Cuff
Heart Rate	
Heart Rate	
Heart Rate	
Pulse (60-100 beats/min)	76
Method	Pulse Oximeter
Respirations	
Respirations	
Respiratory Rate (12-20 breaths/min)	19
Oxygen	
Oxygen	
Pulse Oximetry (92-100 %)	97
O2 Delivery	Room Air
Document 10/19/22 20:00 TMG (Rec: 10/19/22 21:36 TMG Desktop)	
Temperature	
Temperature	
Temperature (97.6 F-99.6 F)	97.5 F L
Temperature Source	Temporal Artery Scan
Blood Pressure	
Blood Pressure	
Blood Pressure (90/60-120/80 mmHg)	130/58 H
Mean (mmHg)	82
Location	Left Arm
Source	Automatic Cuff
Heart Rate	
Heart Rate	
Heart Rate	
Pulse (60-100 beats/min)	66
Method	Monitor
Respirations	
Respirations	
Respiratory Rate (12-20 breaths/min)	20

Lyons, Kathleen A

Facility: Queen of the Valley Hospital **Location:** Q 1 Intensive Care Unit **Room-Bed:** QI007-A
 61 F 07/13/1961 **Med Rec Num:** MR01483046 **Visit:** QH0054940416

Interventions - Continued

Oxygen				
Oxygen				
Pulse Oximetry (92-100 %)			95	
O2 Delivery			Room Air	
Document 10/19/22 23:59 TMG (Rec: 10/20/22 00:56 TMG Desktop)				
Temperature				
Temperature (97.6 F-99.6 F)			97.4 F L	
Temperature Source			Temporal Artery Scan	
Blood Pressure				
Blood Pressure (90/60-120/80 mmHg)			118/48 L	
Mean (mmHg)			71	
Location			Left Arm	
Source			Automatic Cuff	
Heart Rate				
Heart Rate			86	
Pulse (60-100 beats/min)			Monitor	
Method				
Respirations				
Respirations				
Respiratory Rate (12-20 breaths/min)			20	
Oxygen				
Oxygen				
Pulse Oximetry (92-100 %)			97	
O2 Delivery			Room Air	
Document 10/20/22 04:00 TMG (Rec: 10/20/22 05:40 TMG Desktop)				
Temperature				
Temperature				
Temperature (97.6 F-99.6 F)			97.1 F L	
Temperature Source			Temporal Artery Scan	
Blood Pressure				
Blood Pressure				
Blood Pressure (90/60-120/80 mmHg)			132/55 H	
Mean (mmHg)			80	
Location			Left Arm	
Source			Automatic Cuff	

Iyons, Kathleen A

Facility: Queen of the Valley Hospital **Location:** Q 1 Intensive Care Unit
 61 F 07/13/1961 **Med Rec Num:** MR01483046

Room-Bed: QI007-A
Visit: QH0054940416

Interventions - Continued

Heart Rate			
Heart Rate			
Pulse (60-100 beats/min)		63	
Method		Monitor	
Respirations			
Respirations			
Respiratory Rate (12-20 breaths/min)		18	
Oxygen			
Oxygen			
Pulse Oximetry (92-100 %)		99	
O2 Delivery		Room Air	
Document 10/20/22 08:00 RC (Rec: 10/20/22 08:24 RC Desktop)			
Temperature			
Temperature			
Temperature (97.6 F-99.6 F)		98.0 F	
Temperature Source		Temporal Artery Scan	
Blood Pressure			
Blood Pressure			
Blood Pressure (90/60-120/80 mmHg)		143/65 H	
Mean (mmHg)		91	
Location		Left Arm	
Source		Automatic Cuff	
Heart Rate			
Heart Rate			
Pulse (60-100 beats/min)		77	
Method		Pulse Oximeter	
Respirations			
Respirations			
Respiratory Rate (12-20 breaths/min)		18	
Oxygen			
Oxygen			
Pulse Oximetry (92-100 %)		95	
O2 Delivery		Room Air	
Document 10/20/22 12:00 RC (Rec: 10/20/22 12:49 RC Desktop)			
Temperature			
Temperature			
Temperature (97.6 F-99.6 F)		96.8 F L	

Iyons, Kathleen A

Facility: Queen of the Valley Hospital **Location:** Q 1 Intensive Care Unit
 61 F 07/13/1961 **Med Rec Num:** MR01483046

Room-Bed: QI007-A
Visit: QH0054940416

Interventions - Continued

Temperature Source	Temporal Artery Scan
Blood Pressure	
Blood Pressure	107/37 L
Mean (mmHg)	60
Location	Left Arm
Source	Automatic Cuff
Heart Rate	
Heart Rate	73
Pulse (60-100 beats/min)	
Method	Pulse Oximeter
Respirations	
Respirations	
Respiratory Rate (12-20 breaths/min)	19
Oxygen	
Oxygen	100
Pulse Oximetry (92-100 %)	
O2 Delivery	Room Air
Document	10/20/22 16:00 RC (Rec: 10/20/22 16:21 RC Desktop)
Temperature	
Temperature	98.4 F
Temperature (97.6 F-99.6 F)	
Temperature Source	Temporal Artery Scan
Blood Pressure	
Blood Pressure	132/53 H
Blood Pressure (90/60-120/80 mmHg)	79
Mean (mmHg)	Left Arm
Location	Automatic Cuff
Source	
Heart Rate	
Heart Rate	68
Heart Rate	
Pulse (60-100 beats/min)	
Method	Pulse Oximeter
Respirations	
Respirations	
Respiratory Rate (12-20 breaths/min)	17
Oxygen	

Iyons Kathleen A

Facility: Queen of the Valley Hospital **Location:** Q 1 Intensive Care Unit
 61 F 07/13/1961 **Med Rec Num:** MR01483046

Room-Bed: QI007-A
Visit: QH0054940416

Interventions - Continued

Oxygen							
Pulse Oximetry (92-100 %)				98			
O2 Delivery				Room Air			
Document 10/20/22 20:00 TMG (Rec: 10/20/22 21:19 TMG Desktop)							
Temperature							
Temperature (97.6 F-99.6 F)				97.5 F L			
Temperature Source				Temporal Artery Scan			
Blood Pressure							
Blood Pressure							
Blood Pressure (90/60-120/80 mmHg)				119/59 L			
Mean (mmHg)				79			
Location				Left Arm			
Source				Automatic Cuff			
Heart Rate							
Heart Rate							
Pulse (60-100 beats/min)				62			
Method				Monitor			
Respirations							
Respirations							
Respiratory Rate (12-20 breaths/min)				18			
Oxygen							
Oxygen							
Pulse Oximetry (92-100 %)				95			
O2 Delivery				Room Air			
Document 10/20/22 23:59 TMG (Rec: 10/21/22 01:03 TMG Desktop)							
Temperature							
Temperature							
Temperature (97.6 F-99.6 F)				97.1 F L			
Temperature Source				Temporal Artery Scan			
Blood Pressure							
Blood Pressure							
Blood Pressure (90/60-120/80 mmHg)				115/56 L			
Mean (mmHg)				75			
Location				Left Arm			
Source				Automatic Cuff			
Heart Rate							

Iyons, Kathleen A

Facility: Queen of the Valley Hospital **Location:** Q 1 Intensive Care Unit
 61 F 07/13/1961 **Med Rec Num:** MR01483046

Room-Bed: QI007-A
Visit: QH0054940416

Interventions - Continued

Heart Rate		70	
Pulse (60-100 beats/min)			
Method		Monitor	
Respirations			
Respirations			
Respiratory Rate (12-20 breaths/min)		18	
Oxygen			
Oxygen			
Pulse Oximetry (92-100 %)		98	
O2 Delivery		Room Air	
Document	10/21/22 04:00	TMG	(Rec: 10/21/22 05:25 TMG Desktop)
Temperature			
Temperature			
Temperature (97.6 F-99.6 F)		96.9 F L	
Temperature Source		Temporal Artery Scan	
Blood Pressure			
Blood Pressure (90/60-120/80 mmHg)		136/57 H	
Mean (mmHg)		83	
Location		Left Arm	
Source		Automatic Cuff	
Heart Rate			
Heart Rate			
Pulse (60-100 beats/min)		60	
Method		Monitor	
Respirations			
Respirations			
Respiratory Rate (12-20 breaths/min)		18	
Oxygen			
Oxygen			
Pulse Oximetry (92-100 %)		97	
O2 Delivery		Room Air	
Document	10/21/22 08:00	KL	(Rec: 10/21/22 10:16 KL Desktop)
Temperature			
Temperature			
Temperature (97.6 F-99.6 F)		97.1 F L	
Temperature Source		Temporal Artery Scan	

Lyons Kathleen A

Facility: Queen of the Valley Hospital **Location:** Q 1 Intensive Care Unit
 61 F 07/13/1961 **Med Rec Num:** MR01483046

Room-Bed: QI007-A
Visit: QH0054940416

Interventions - Continued

Blood Pressure			
Blood Pressure	(90/60-120/80 mmHg)	107/40 L	
Mean (mmHg)		62	
Location		Left Arm	
Source		Automatic Cuff	
Heart Rate			
Heart Rate	(60-100 beats/min)	61	
Method		NIBP	
Respirations			
Respirations			
Respiratory Rate (12-20 breaths/min)		19	
Oxygen			
Oxygen			
Pulse Oximetry (92-100 %)		97	
O2 Delivery		Room Air	
Document	10/21/22 12:00 KL (Rec: 10/21/22 13:01 KL Desktop)		
Temperature			
Temperature	(97.6 F-99.6 F)	98.8 F	
Temperature Source		Temporal Artery Scan	
Blood Pressure			
Blood Pressure	(90/60-120/80 mmHg)	125/55 H	
Mean (mmHg)		78	
Location		Left Arm	
Source		Automatic Cuff	
Heart Rate			
Heart Rate	(60-100 beats/min)	69	
Method		Monitor	
Respirations			
Respirations			
Respiratory Rate (12-20 breaths/min)		18	
Oxygen			
Oxygen			

Iyons, Kathleen A

Facility: Queen of the Valley Hospital **Location:** Q 1 Intensive Care Unit
 61 F 07/13/1961 **Med Rec Num:** MR01483046

Room-Bed: QI007-A
Visit: QH0054940416

Interventions - Continued

Pulse Oximetry (92-100 %)	97	Room Air
O2 Delivery		
Document 10/21/22 15:38 KL (Rec: 10/21/22 15:38 KL Desktop)		
Blood Pressure		
Blood Pressure (90/60-120/80 mmHg)	114/48 L	
Mean (mmHg)	70	
Location	Left Arm	
Heart Rate		
Heart Rate	85	
Pulse (60-100 beats/min)		
Method	Monitor	
Respirations		
Respirations		
Respiratory Rate (12-20 breaths/min)	18	
Oxygen		
Oxygen	96	
Pulse Oximetry (92-100 %)		Room Air
Document 10/21/22 16:00 KL (Rec: 10/21/22 16:26 KL Desktop)		
Temperature		
Temperature	98.6 F	
Temperature (97.6 F-99.6 F)		Temporal Artery Scan
Temperature Source		
Blood Pressure		
Blood Pressure	114/48 L	
Blood Pressure (90/60-120/80 mmHg)	70	
Mean (mmHg)		Left Arm
Location		
Heart Rate		
Heart Rate	85	
Pulse (60-100 beats/min)		Monitor
Method		
Respirations		
Respirations		
Respiratory Rate (12-20 breaths/min)	18	
Oxygen		

Iyons, Kathleen A

Facility: Queen of the Valley Hospital **Location:** Q 1 Intensive Care Unit
 61 F 07/13/1961 **Med Rec Num:** MR01483046

Room-Bed: QI007-A
Visit: QH0054940416

Interventions - Continued

Heart Rate	Pulse (60-100 beats/min)	76
Method		Monitor
Respirations		
Respirations	Respiratory Rate (12-20 breaths/min)	18
Oxygen		
Oxygen	Pulse Oximetry (92-100 %)	96
O2 Delivery		Room Air
Document	10/22/22 04:00 EH (Rec: 10/22/22 04:09 EH Desktop)	
Temperature		
Temperature	Temperature (97.6 F-99.6 F)	98.0 F
Temperature Source		Temporal Artery Scan
Blood Pressure		
Blood Pressure	Blood Pressure (90/60-120/80 mmHg)	134/66 H
Mean (mmHg)		88
Location		Left Arm
Source		Automatic Cuff
Heart Rate		
Heart Rate	Heart Rate	
Pulse (60-100 beats/min)		64
Method		Monitor
Respirations		
Respirations	Respiratory Rate (12-20 breaths/min)	18
Oxygen		
Oxygen	Pulse Oximetry (92-100 %)	98
O2 Delivery		Room Air
Document	10/22/22 08:00 VS (Rec: 10/22/22 08:06 VS Desktop)	
Temperature		
Temperature	Temperature (97.6 F-99.6 F)	97.0 F L
Temperature Source		Temporal Artery Scan

Lyons Kathleen A

Facility: Queen of the Valley Hospital **Location:** Q 1 Intensive Care Unit
 61 F 07/13/1961 **Med Rec Num:** MR01483046

Room-Bed: QI007-A
Visit: QH0054940416

Interventions - Continued

Blood Pressure			
Blood Pressure	(90/60-120/80 mmHg)	130/57 H	
Mean (mmHg)		81	
Location		Left Arm	
Source		Automatic Cuff	
Heart Rate			
Heart Rate	(60-100 beats/min)	59 L	
Method		Pulse Oximeter	
Respirations			
Respirations	(12-20 breaths/min)	17	
Oxygen			
Oxygen	Pulse Oximetry (92-100 %)	98	
O2 Delivery		Room Air	
Document	10/22/22 12:00 VS (Rec: 10/22/22 12:09 VS Desktop)		
Temperature			
Temperature	(97.6 F-99.6 F)	97.6 F	
Temperature Source		Temporal Artery Scan	
Blood Pressure			
Blood Pressure	(90/60-120/80 mmHg)	113/46 L	
Mean (mmHg)		68	
Location		Left Arm	
Source		Automatic Cuff	
Heart Rate			
Heart Rate	(60-100 beats/min)	64	
Method		Pulse Oximeter	
Respirations			
Respirations	(12-20 breaths/min)	18	
Oxygen			
Oxygen			

Lyons, Kathleen A

Facility: Queen of the Valley Hospital **Location:** Q 1 Intensive Care Unit
 61 F 07/13/1961 **Med Rec Num:** MR01483046

Room-Bed: QI007-A
Visit: QH0054940416

Interventions - Continued

Pulse Oximetry (92-100 %)	95	Room Air
O2 Delivery		
Document 10/22/22 16:00 VS (Rec: 10/22/22 16:58 VS Desktop)		
Temperature		
Temperature (97.6 F-99.6 F)	98.5 F	
Temperature Source		Temporal Artery Scan
Blood Pressure		
Blood Pressure (90/60-120/80 mmHg)	117/57 L	
Mean (mmHg)	77	
Location		Left Arm
Source		Automatic Cuff
Heart Rate		
Heart Rate	63	
Pulse (60-100 beats/min)		
Method		Pulse Oximeter
Respirations		
Respirations	17	
Respiratory Rate (12-20 breaths/min)		
Oxygen		
Oxygen	96	
Pulse Oximetry (92-100 %)		Room Air
O2 Delivery		
Document 10/22/22 20:00 TPS (Rec: 10/22/22 20:24 TPS Desktop)		
Temperature		
Temperature	97.2 F L	
Temperature (97.6 F-99.6 F)		Temporal Artery Scan
Temperature Source		
Blood Pressure		
Blood Pressure	109/48 L	
Blood Pressure (90/60-120/80 mmHg)	68	
Mean (mmHg)		Left Arm
Location		Automatic Cuff
Source		
Heart Rate		
Heart Rate		

Iyons, Kathleen A

Facility: Queen of the Valley Hospital **Location:** Q 1 Intensive Care Unit
 61 F 07/13/1961 **Med Rec Num:** MR01483046

Room-Bed: QI007-A
Visit: QH0054940416

Interventions - Continued

Pulse (60-100 beats/min)	61
Method	Pulse Oximeter
Respirations	
Respiratory Rate (12-20 breaths/min)	18
Oxygen	
Oxygen	
Pulse Oximetry (92-100 %)	97
O2 Delivery	Room Air
Document 10/22/22 23:59 JU (Rec: 10/23/22 01:37 JU Desktop)	
Temperature	
Temperature (97.6 F-99.6 F)	98.1 F
Temperature Source	Temporal Artery Scan
Blood Pressure	
Blood Pressure (90/60-120/80 mmHg)	115/54 L
Mean (mmHg)	74
Location	Left Arm
Source	Automatic Cuff
Heart Rate	
Heart Rate	
Pulse (60-100 beats/min)	64
Method	Pulse Oximeter
Respirations	
Respirations	
Respiratory Rate (12-20 breaths/min)	17
Oxygen	
Oxygen	
Pulse Oximetry (92-100 %)	98
O2 Delivery	Room Air
Document 10/23/22 04:00 JU (Rec: 10/23/22 06:23 JU Desktop)	
Temperature	
Temperature (97.6 F-99.6 F)	98.0 F
Temperature Source	Temporal Artery Scan
Blood Pressure	

Lyons Kathleen A

Facility: Queen of the Valley Hospital **Location:** Q 1 Intensive Care Unit
 61 F 07/13/1961 **Med Rec Num:** MR01483046

Room-Bed: QI007-A
Visit: QH0054940416

Interventions - Continued

Blood Pressure		114/58 L
Blood Pressure (90/60-120/80 mmHg)		76
Mean (mmHg)		Left Arm
Location		Automatic Cuff
Source		
Heart Rate		
Heart Rate		60
Pulse (60-100 beats/min)		Pulse Oximeter
Method		
Respirations		
Respirations		18
Respiratory Rate (12-20 breaths/min)		
Oxygen		
Oxygen		99
Pulse Oximetry (92-100 %)		Room Air
O2 Delivery		
Document 10/23/22 08:00 YD (Rec: 10/23/22 07:24 YD Desktop)		
Temperature		
Temperature		96.0 F L
Temperature (97.6 F-99.6 F)		Temporal Artery Scan
Temperature Source		
Blood Pressure		
Blood Pressure		110/55 L
Blood Pressure (90/60-120/80 mmHg)		73
Mean (mmHg)		Left Arm
Location		Automatic Cuff
Source		
Heart Rate		
Heart Rate		74
Pulse (60-100 beats/min)		Pulse Oximeter
Method		
Respirations		
Respirations		18
Respiratory Rate (12-20 breaths/min)		
Oxygen		
Oxygen		96
Pulse Oximetry (92-100 %)		

Lyons Kathleen A

Facility: Queen of the Valley Hospital **Location:** Q 1 Intensive Care Unit
 61 F 07/13/1961 **Med Rec Num:** MR01483046

Room-Bed: QI007-A
Visit: QH0054940416

Interventions - Continued

O2 Delivery	Room Air
Document 10/23/22 12:00 YD (Rec: 10/23/22 13:41 YD Desktop)	
Temperature	
Temperature (97.6 F-99.6 F)	96.9 F L
Temperature Source	Temporal Artery Scan
Blood Pressure	
Blood Pressure (90/60-120/80 mmHg)	107/59 L
Mean (mmHg)	75
Location	Left Arm
Source	Automatic Cuff
Heart Rate	
Heart Rate (60-100 beats/min)	69
Method	Pulse Oximeter
Respirations	
Respirations	19
Respiratory Rate (12-20 breaths/min)	
Oxygen	
Oxygen	98
Pulse Oximetry (92-100 %)	Room Air
Document 10/23/22 16:00 YD (Rec: 10/23/22 16:57 YD Desktop)	
Temperature	
Temperature (97.6 F-99.6 F)	97.9 F
Temperature Source	Temporal Artery Scan
Blood Pressure	
Blood Pressure (90/60-120/80 mmHg)	106/45 L
Mean (mmHg)	65
Location	Left Arm
Source	Automatic Cuff
Heart Rate	
Heart Rate (60-100 beats/min)	64

Lyons Kathleen A

Facility: Queen of the Valley Hospital **Location:** Q 1 Intensive Care Unit
 61 F 07/13/1961 **Med Rec Num:** MR01483046

Room-Bed: QI007-A
Visit: QH0054940416

Interventions - Continued

Method		Pulse Oximeter
Respirations		
Respirations		
Respiratory Rate (12-20 breaths/min)		19
Oxygen		
Oxygen		
Pulse Oximetry (92-100 %)		98
O2 Delivery		Room Air
Document 10/23/22 20:00	EH (Rec: 10/23/22 20:33	EH Other)
Temperature		
Temperature		
Temperature (97.6 F-99.6 F)		98.0 F
Temperature Source		Temporal Artery Scan
Blood Pressure		
Blood Pressure		
Blood Pressure (90/60-120/80 mmHg)		118/53 L
Mean (mmHg)		74
Location		Left Arm
Source		Automatic Cuff
Heart Rate		
Heart Rate		
Pulse (60-100 beats/min)		73
Method		Pulse Oximeter
Respirations		
Respirations		
Respiratory Rate (12-20 breaths/min)		18
Oxygen		
Oxygen		
Pulse Oximetry (92-100 %)		98
O2 Delivery		Room Air
Document 10/24/22 03:59	EH (Rec: 10/24/22 04:01	EH Other)
Temperature		
Temperature		
Temperature (97.6 F-99.6 F)		98.0 F
Temperature Source		Temporal Artery Scan
Blood Pressure		
Blood Pressure		

Iyons Kathleen A

Facility: Queen of the Valley Hospital **Location:** Q 1 Intensive Care Unit
 61 F 07/13/1961 **Med Rec Num:** MR01483046

Room-Bed: QI007-A
Visit: QH0054940416

Interventions - Continued

Blood Pressure (90/60-120/80 mmHg)	124/68 H
Mean (mmHg)	86
Location	Left Arm
Source	Automatic Cuff
Heart Rate	
Heart Rate	
Pulse (60-100 beats/min)	74
Respirations	
Respirations	
Respiratory Rate (12-20 breaths/min)	18
Oxygen	
Oxygen	
Pulse Oximetry (92-100 %)	98
O2 Delivery	Room Air
Document 10/24/22 08:00 RC (Rec: 10/24/22 09:54 RC Desktop)	
Temperature	
Temperature	
Temperature (97.6 F-99.6 F)	97.7 F
Temperature Source	Temporal Artery Scan
Blood Pressure	
Blood Pressure	
Blood Pressure (90/60-120/80 mmHg)	111/57 L
Mean (mmHg)	75
Location	Left Arm
Source	Automatic Cuff
Heart Rate	
Heart Rate	
Pulse (60-100 beats/min)	60
Method	Pulse Oximeter
Respirations	
Respirations	
Respiratory Rate (12-20 breaths/min)	18
Oxygen	
Oxygen	
Pulse Oximetry (92-100 %)	98
O2 Delivery	Room Air
Document 10/24/22 12:00 LZ (Rec: 10/24/22 18:13 LZ Desktop)	

Iyons, Kathleen A

Facility: Queen of the Valley Hospital **Location:** Q 1 Intensive Care Unit
 61 F 07/13/1961 **Med Rec Num:** MR01483046

Room-Bed: QI007-A
Visit: QH0054940416

Interventions - Continued

Temperature				
Temperature	97.6 F-99.6 F)		97.5 F L	
Temperature Source			Temporal Artery Scan	
Blood Pressure				
Blood Pressure	(90/60-120/80 mmHg)		118/69	
Mean (mmHg)			85	
Location			Left Arm	
Source			Automatic Cuff	
Heart Rate				
Heart Rate	(60-100 beats/min)		90	
Method			Monitor	
Respirations				
Respirations	(12-20 breaths/min)		16	
Oxygen				
Oxygen	Pulse Oximetry (92-100 %)		98	
O2 Delivery			Room Air	
Document	10/24/22 16:00 LZ (Rec: 10/24/22 18:13 LZ Desktop)			
Temperature				
Temperature	(97.6 F-99.6 F)		97.7 F	
Temperature Source			Temporal Artery Scan	
Blood Pressure				
Blood Pressure	(90/60-120/80 mmHg)		126/83 H	
Mean (mmHg)			97	
Location			Left Arm	
Source			Automatic Cuff	
Heart Rate				
Heart Rate	(60-100 beats/min)		80	
Respirations				
Respirations				

Iyons, Kathleen A

Facility: Queen of the Valley Hospital **Location:** Q 1 Intensive Care Unit
 61 F 07/13/1961 **Med Rec Num:** MR01483046

Room-Bed: QI007-A
Visit: QH0054940416

Interventions - Continued

Respiratory Rate (12-20 breaths/min)	17
Oxygen	
Pulse Oximetry (92-100 %)	99
O2 Delivery	Room Air
Document 10/24/22 20:00 TMG (Rec: 10/24/22 21:48 TMG Desktop)	
Temperature	
Temperature (97.6 F-99.6 F)	96.8 F L
Temperature Source	Temporal Artery Scan
Blood Pressure	
Blood Pressure (90/60-120/80 mmHg)	112/50 L
Mean (mmHg)	70
Location	Left Arm
Source	Automatic Cuff
Heart Rate	
Heart Rate	67
Pulse (60-100 beats/min)	Monitor
Method	
Respirations	
Respirations	
Respiratory Rate (12-20 breaths/min)	16
Oxygen	
Pulse Oximetry (92-100 %)	100
O2 Delivery	Room Air
Document 10/24/22 23:59 TMG (Rec: 10/25/22 01:27 TMG Desktop)	
Temperature	
Temperature	
Temperature (97.6 F-99.6 F)	97.5 F L
Temperature Source	Temporal Artery Scan
Blood Pressure	
Blood Pressure (90/60-120/80 mmHg)	129/60 H
Mean (mmHg)	83
Location	Left Arm

Lyons Kathleen A

Facility: Queen of the Valley Hospital **Location:** Q 1 Intensive Care Unit
 61 F 07/13/1961 **Med Rec Num:** MR01483046

Room-Bed: QI007-A
Visit: QH0054940416

Interventions - Continued

Source	Automatic Cuff
Heart Rate	
Heart Rate	
Pulse (60-100 beats/min)	60
Method	Monitor
Respirations	
Respirations	
Respiratory Rate (12-20 breaths/min)	16
Oxygen	
Oxygen	
Pulse Oximetry (92-100 %)	98
O2 Delivery	Room Air
Document 10/25/22 04:00 LM (Rec: 10/25/22 04:10 LM QNSUK104)	
Temperature	
Temperature	
Temperature (97.6 F-99.6 F)	97.4 F L
Temperature Source	Temporal Artery Scan
Blood Pressure	
Blood Pressure	
Blood Pressure (90/60-120/80 mmHg)	132/63 H
Mean (mmHg)	86
Location	Left Arm
Source	Automatic Cuff
Heart Rate	
Heart Rate	
Pulse (60-100 beats/min)	62
Respirations	
Respirations	
Respiratory Rate (12-20 breaths/min)	16
Oxygen	
Oxygen	
Pulse Oximetry (92-100 %)	98
O2 Delivery	Room Air
Document 10/25/22 08:00 RC (Rec: 10/25/22 08:16 RC Desktop)	
Temperature	
Temperature	
Temperature (97.6 F-99.6 F)	96.3 F L

Iyons, Kathleen A

Facility: Queen of the Valley Hospital **Location:** Q 1 Intensive Care Unit
 61 F 07/13/1961 **Med Rec Num:** MR01483046

Room-Bed: QI007-A
Visit: QH0054940416

Interventions - Continued

Temperature Source	Temporal Artery Scan
Blood Pressure	
Blood Pressure	123/61 H
Blood Pressure (90/60-120/80 mmHg)	81
Mean (mmHg)	Left Arm
Location	Automatic Cuff
Source	
Heart Rate	
Heart Rate	
Pulse (60-100 beats/min)	76
Respirations	
Respirations	
Respiratory Rate (12-20 breaths/min)	18
Oxygen	
Oxygen	
Pulse Oximetry (92-100 %)	98
O2 Delivery	Room Air
Document 10/25/22 12:00 RC (Rec: 10/25/22 12:12 RC Desktop)	
Temperature	
Temperature	
Temperature (97.6 F-99.6 F)	97.3 F L
Temperature Source	Temporal Artery Scan
Blood Pressure	
Blood Pressure	
Blood Pressure (90/60-120/80 mmHg)	109/69
Mean (mmHg)	82
Location	Left Arm
Source	Automatic Cuff
Heart Rate	
Heart Rate	
Pulse (60-100 beats/min)	64
Method	Pulse Oximeter
Respirations	
Respirations	
Respiratory Rate (12-20 breaths/min)	18
Oxygen	
Oxygen	

Iyons, Kathleen A

Facility: Queen of the Valley Hospital **Location:** Q 1 Intensive Care Unit
 61 F 07/13/1961 **Med Rec Num:** MR01483046

Room-Bed: QI007-A
Visit: QH0054940416

Interventions - Continued

Pulse Oximetry (92-100 %)	97	Room Air
O2 Delivery		
Document 10/25/22 16:00 RC (Rec: 10/25/22 16:19 RC Desktop)		
Temperature		
Temperature (97.6 F-99.6 F)	97.2 F L	
Temperature Source	Temporal Artery Scan	
Blood Pressure		
Blood Pressure (90/60-120/80 mmHg)	120/50 L	
Mean (mmHg)	73	
Location	Left Arm	
Source	Automatic Cuff	
Heart Rate		
Heart Rate	79	
Pulse (60-100 beats/min)	Pulse Oximeter	
Method		
Respirations		
Respirations	18	
Respiratory Rate (12-20 breaths/min)		
Oxygen		
Oxygen	100	
Pulse Oximetry (92-100 %)	Room Air	
O2 Delivery		
Document 10/25/22 20:00 EH (Rec: 10/25/22 20:45 EH Desktop)		
Temperature		
Temperature (97.6 F-99.6 F)	98.0 F	
Temperature Source	Temporal Artery Scan	
Blood Pressure		
Blood Pressure (90/60-120/80 mmHg)	99/54 L	
Mean (mmHg)	69	
Location	Left Arm	
Source	Automatic Cuff	
Heart Rate		
Heart Rate		

Iyons, Kathleen A

Facility: Queen of the Valley Hospital **Location:** Q 1 Intensive Care Unit
 61 F 07/13/1961 **Med Rec Num:** MR01483046

Room-Bed: QI007-A
Visit: QH0054940416

Interventions - Continued

Pulse (60-100 beats/min)	65
Method	Pulse Oximeter
Respirations	
Respiratory Rate (12-20 breaths/min)	18
Oxygen	
Oxygen	
Pulse Oximetry (92-100 %)	98
O2 Delivery	Room Air
Document 10/25/22 23:59 EH (Rec: 10/26/22 00:13 EH Desktop)	
Temperature	
Temperature (97.6 F-99.6 F)	97.6 F
Temperature Source	Temporal Artery Scan
Blood Pressure	
Blood Pressure (90/60-120/80 mmHg)	100/60
Mean (mmHg)	73
Location	Left Arm
Source	Automatic Cuff
Heart Rate	
Heart Rate	
Pulse (60-100 beats/min)	64
Method	Pulse Oximeter
Respirations	
Respirations	
Respiratory Rate (12-20 breaths/min)	18
Oxygen	
Oxygen	
Pulse Oximetry (92-100 %)	98
O2 Delivery	Room Air
Document 10/26/22 04:00 EH (Rec: 10/26/22 04:33 EH Desktop)	
Temperature	
Temperature (97.6 F-99.6 F)	97.6 F
Temperature Source	Temporal Artery Scan
Blood Pressure	

Lyons Kathleen A

Facility: Queen of the Valley Hospital **Location:** Q 1 Intensive Care Unit
 61 F 07/13/1961 **Med Rec Num:** MR01483046

Room-Bed: QI007-A
Visit: QH0054940416

Interventions - Continued

Blood Pressure		100/60
Blood Pressure (90/60-120/80 mmHg)		
Mean (mmHg)		73
Location		Left Arm
Source		Automatic Cuff
Heart Rate		
Heart Rate		64
Pulse (60-100 beats/min)		
Method		Pulse Oximeter
Respirations		
Respirations		18
Respiratory Rate (12-20 breaths/min)		
Oxygen		
Oxygen		98
Pulse Oximetry (92-100 %)		Room Air
O2 Delivery		
Document 10/26/22 08:00 AIC (Rec: 10/26/22 08:32 AIC Desktop)		
Temperature		
Temperature		96.8 F L
Temperature (97.6 F-99.6 F)		Temporal Artery Scan
Temperature Source		
Blood Pressure		
Blood Pressure		122/56 H
Blood Pressure (90/60-120/80 mmHg)		78
Mean (mmHg)		Right Arm
Location		Automatic Cuff
Source		
Heart Rate		
Heart Rate		69
Heart Rate		Monitor
Pulse (60-100 beats/min)		
Method		
Respirations		
Respirations		20
Respiratory Rate (12-20 breaths/min)		
Oxygen		
Oxygen		100
Pulse Oximetry (92-100 %)		

Lyons Kathleen A

Facility: Queen of the Valley Hospital **Location:** Q 1 Intensive Care Unit
 61 F 07/13/1961 **Med Rec Num:** MR01483046

Room-Bed: QI007-A
Visit: QH0054940416

Interventions - Continued

O2 Delivery	Room Air
Document 10/26/22 12:00 AIC (Rec: 10/26/22 12:05 AIC Desktop)	
Temperature	
Temperature (97.6 F-99.6 F)	97.8 F
Temperature Source	Temporal Artery Scan
Blood Pressure	
Blood Pressure (90/60-120/80 mmHg)	126/58 H
Mean (mmHg)	80
Location	Right Arm
Source	Automatic Cuff
Heart Rate	
Heart Rate (60-100 beats/min)	63
Method	Monitor
Respirations	
Respirations (12-20 breaths/min)	20
Oxygen	
Oxygen (92-100 %)	96
Pulse Oximetry (92-100 %)	Room Air
O2 Delivery	
Document 10/26/22 16:00 AIC (Rec: 10/26/22 16:04 AIC Desktop)	
Temperature	
Temperature (97.6 F-99.6 F)	97.9 F
Temperature Source	Temporal Artery Scan
Blood Pressure	
Blood Pressure (90/60-120/80 mmHg)	130/64 H
Mean (mmHg)	86
Location	Right Arm
Source	Automatic Cuff
Heart Rate	
Heart Rate (60-100 beats/min)	63

Lyons, Kathleen A

Facility: Queen of the Valley Hospital **Location:** Q 1 Intensive Care Unit
 61 F 07/13/1961 **Med Rec Num:** MR01483046

Room-Bed: QI007-A
Visit: QH0054940416

Interventions - Continued

Method	Monitor
Respirations	
Respirations	
Respiratory Rate (12-20 breaths/min)	20
Oxygen	
Oxygen	97
Pulse Oximetry (92-100 %)	Room Air
O2 Delivery	

Vital Signs

Temperature	10/30/22 18:48	11/10/22 15:07	10/18/22 22:10	97.5 F L
Temperature Source			Temporal Artery Scan	
Pulse Rate				78
Pulse Rhythm [Bilateral Dorsalis Pedis]				
Pulse Rhythm [Bilateral Radial]				
Pulse Strength [Bilateral Dorsalis Pedis]				
Pulse Strength [Bilateral Radial]				
Respiratory Rate				20
Respiratory Effort				
Respiratory Depth				
Respiratory Pattern				
Blood Pressure				142/59 H
Blood Pressure Mean				86
Blood Pressure Location				Left Arm
Pulse Oximetry				100
O2 Delivery	Nasal Cannula	Mechanical Ventilation	Room Air	
Oxygen Flow Rate	2	28		
FI _{O2}		100		
Sepsis Action Taken by Nursing				

Lyons, Kathleen A

Facility: Queen of the Valley Hospital **Location:** Q 1 Intensive Care Unit
 61 F 07/13/1961 **Med Rec Num:** MR01483046

Room-Bed: QI007-A
Visit: QH0054940416

Vital Signs - Continued

	10/18/22 23:59	10/19/22 04:00	10/19/22 01:49
Temperature	98.1 F		
Temperature Source	Temporal Artery Scan		
Pulse Rate	80	79	82
Pulse Rhythm [Bilateral Dorsalis Pedis]			
Pulse Rhythm [Bilateral Radial]			
Pulse Strength [Bilateral Dorsalis Pedis]			
Pulse Strength [Bilateral Radial]			
Respiratory Rate	20		
Respiratory Effort			
Respiratory Depth			
Respiratory Pattern			
Blood Pressure	119/48 L		
Blood Pressure Mean	71		
Blood Pressure Location	Left Arm		
Pulse Oximetry	97		
O2 Delivery	Room Air		
Oxygen Flow Rate			
FI02			
Sepsis Action Taken by Nursing			

	10/19/22 04:00	10/19/22 08:00	10/19/22 08:00
Temperature	97.6 F	98.2 F	
Temperature Source	Temporal Artery Scan	Temporal Artery Scan	
Pulse Rate	85	65	
Pulse Rhythm [Bilateral Dorsalis Pedis]			
Pulse Rhythm [Bilateral Radial]			
Pulse Strength [Bilateral Dorsalis Pedis]			
Pulse Strength [Bilateral Radial]			
Respiratory Rate	20	19	
Respiratory Effort			

Lyons, Kathleen A

Facility: Queen of the Valley Hospital **Location:** Q 1 Intensive Care Unit
 61 F 07/13/1961 **Med Rec Num:** MR01483046

Room-Bed: QI007-A
Visit: QH0054940416

Vital Signs - Continued

Respiratory Depth			
Respiratory Pattern			
Blood Pressure	110/44 L	102/56 L	
Blood Pressure Mean	66	71	
Blood Pressure Location	Left Arm	Left Arm	
Pulse Oximetry	99	100	
O2 Delivery	Room Air	Room Air	
Oxygen Flow Rate			
FI02			
Sepsis Action Taken by Nursing			No Action Required

Temperature		10/19/22 12:00	10/19/22 08:00	10/19/22 12:00
Temperature Source	Temporal Artery Scan	98.1 F		
Pulse Rate		66	114 H	75
Pulse Rhythm [Bilateral Dorsalis Pedis]				
Pulse Rhythm [Bilateral Radial]				
Pulse Strength [Bilateral Dorsalis Pedis]				
Pulse Strength [Bilateral Radial]				
Respiratory Rate		18		
Respiratory Effort				
Respiratory Depth				
Respiratory Pattern				
Blood Pressure		125/51 H		
Blood Pressure Mean		75		
Blood Pressure Location		Left Arm		
Pulse Oximetry		100		
O2 Delivery		Room Air		
Oxygen Flow Rate				
FI02				
Sepsis Action Taken by Nursing				

Lyons, Kathleen A
Facility: Queen of the Valley Hospital **Location:** Q 1 Intensive Care Unit
 61 F 07/13/1961 **Med Rec Num:** MR01483046

Room-Bed: QI007-A
Visit: QH0054940416

Vital Signs - Continued

	10/19/22 08:00	10/19/22 16:00	10/19/22 16:00
Temperature		97.8 F	
Temperature Source		Temporal Artery Scan	
Pulse Rate		76	78
Pulse Rhythm [Bilateral Dorsalis Pedis]	Regular		
Pulse Rhythm [Bilateral Radial]	Regular		
Pulse Strength [Bilateral Dorsalis Pedis]	Normal		
Pulse Strength [Bilateral Radial]	Normal		
Respiratory Rate		19	
Respiratory Effort	Spontaneous Non-Labored		
Respiratory Depth	Normal		
Respiratory Pattern	Normal		
Blood Pressure		167/72 H	
Blood Pressure Mean		103	
Blood Pressure Location		Left Arm	
Pulse Oximetry		97	
O2 Delivery		Room Air	
Oxygen Flow Rate			
FIO2			
Sepsis Action Taken by Nursing			
	10/19/22 19:36	10/19/22 19:36	10/19/22 20:00
Temperature			97.5 F L
Temperature Source			Temporal Artery Scan
Pulse Rate			66
Pulse Rhythm [Bilateral Dorsalis Pedis]	Regular		
Pulse Rhythm [Bilateral Radial]	Regular		
Pulse Strength [Bilateral Dorsalis Pedis]	Normal		
Pulse Strength [Bilateral Radial]	Normal		
Respiratory Rate			20

Lyons, Kathleen A

Facility: Queen of the Valley Hospital **Location:** Q 1 Intensive Care Unit
 61 F 07/13/1961 **Med Rec Num:** MR01483046

Room-Bed: QI007-A
Visit: QH0054940416

Vital Signs - Continued

Respiratory Effort	Spontaneous Non-Labored	
Respiratory Depth	Normal	
Respiratory Pattern	Normal	
Blood Pressure		130/58 H
Blood Pressure Mean		82
Blood Pressure Location		Left Arm
Pulse Oximetry		95
O2 Delivery		Room Air
Oxygen Flow Rate		
FIO2		
Sepsis Action Taken by Nursing	No Action Required	

Temperature	10/19/22 23:59	10/20/22 04:00	10/20/22 08:00
Temperature Source	Temporal Artery Scan	Temporal Artery Scan	Temporal Artery Scan
Pulse Rate	86	63	77
Pulse Rhythm [Bilateral Dorsalis Pedis]			
Pulse Rhythm [Bilateral Radial]			
Pulse Strength [Bilateral Dorsalis Pedis]			
Pulse Strength [Bilateral Radial]			
Respiratory Rate	20	18	18
Respiratory Effort			
Respiratory Depth			
Respiratory Pattern			
Blood Pressure	118/48 L	132/55 H	143/65 H
Blood Pressure Mean	71	80	91
Blood Pressure Location	Left Arm	Left Arm	Left Arm
Pulse Oximetry	97	99	95
O2 Delivery	Room Air	Room Air	Room Air
Oxygen Flow Rate			
FIO2			
Sepsis Action Taken by Nursing			

Lyons, Kathleen A

Facility: Queen of the Valley Hospital **Location:** Q 1 Intensive Care Unit
 61 F 07/13/1961 **Med Rec Num:** MR01483046

Room-Bed: QI007-A
Visit: QH0054940416

Vital Signs - Continued

Temperature	10/20/22 08:00	10/20/22 08:00	10/20/22 08:00
Temperature Source			
Pulse Rate	69		
Pulse Rhythm [Bilateral Dorsalis Pedis]			Regular
Pulse Rhythm [Bilateral Radial]			Regular
Pulse Strength [Bilateral Dorsalis Pedis]			Normal
Pulse Strength [Bilateral Radial]			Normal
Respiratory Rate			
Respiratory Effort			Spontaneous Non-Labored
Respiratory Depth			Normal
Respiratory Pattern			Normal
Blood Pressure			
Blood Pressure Mean			
Blood Pressure Location			
Pulse Oximetry			
O2 Delivery			
Oxygen Flow Rate			
FI02			
Sepsis Action Taken by Nursing		No Action Required	

Temperature	10/20/22 12:00	10/20/22 16:00	10/20/22 12:00
Temperature Source	96.8 F L	98.4 F	
Pulse Rate	73	68	72
Pulse Rhythm [Bilateral Dorsalis Pedis]			
Pulse Rhythm [Bilateral Radial]			
Pulse Strength [Bilateral Dorsalis Pedis]			
Pulse Strength [Bilateral Radial]			
Respiratory Rate	19	17	

Lyons, Kathleen A

Facility: Queen of the Valley Hospital **Location:** Q 1 Intensive Care Unit
 61 F 07/13/1961 **Med Rec Num:** MR01483046

Room-Bed: QI007-A
Visit: QH0054940416

Vital Signs - Continued

Respiratory Effort				
Respiratory Depth				
Respiratory Pattern				
Blood Pressure	107/37 L	132/53 H		
Blood Pressure Mean	60	79		
Blood Pressure Location	Left Arm	Left Arm		
Pulse Oximetry	100	98		
O2 Delivery	Room Air	Room Air		
Oxygen Flow Rate				
FI02				
Sepsis Action Taken by Nursing				

Temperature	10/20/22 16:00	10/20/22 20:00	10/20/22 20:00
Temperature Source		Temporal Artery Scan	
Pulse Rate	72	62	65
Pulse Rhythm [Bilateral Dorsalis Pedis]			
Pulse Rhythm [Bilateral Radial]			
Pulse Strength [Bilateral Dorsalis Pedis]			
Pulse Strength [Bilateral Radial]		18	
Respiratory Rate			
Respiratory Effort			
Respiratory Depth			
Respiratory Pattern			
Blood Pressure		119/59 L	
Blood Pressure Mean		79	
Blood Pressure Location		Left Arm	
Pulse Oximetry		95	
O2 Delivery		Room Air	
Oxygen Flow Rate			
FI02			
Sepsis Action Taken by Nursing			

Lyons, Kathleen A

Facility: Queen of the Valley Hospital
 61 F 07/13/1961

Location: Q 1 Intensive Care Unit
Med Rec Num: MR01483046

Room-Bed: QI007-A
Visit: QH0054940416

Vital Signs - Continued

	10/20/22 20:00	10/20/22 20:00	10/20/22 23:59
Temperature			
Temperature Source			
Pulse Rate			78
Pulse Rhythm [Bilateral Dorsalis Pedis]	Regular		
Pulse Rhythm [Bilateral Radial]	Regular		
Pulse Strength [Bilateral Dorsalis Pedis]	Normal		
Pulse Strength [Bilateral Radial]	Normal		
Respiratory Rate			
Respiratory Effort	Spontaneous Non-Labored		
Respiratory Depth	Normal		
Respiratory Pattern	Normal		
Blood Pressure			
Blood Pressure Mean			
Blood Pressure Location			
Pulse Oximetry			
O2 Delivery			
Oxygen Flow Rate			
FI02			
Sepsis Action Taken by Nursing		No Action Required	

	10/20/22 23:59	10/21/22 04:00	10/21/22 04:00
Temperature	97.1 F L	96.9 F L	
Temperature Source	Temporal Artery Scan	Temporal Artery Scan	
Pulse Rate	70	60	72
Pulse Rhythm [Bilateral Dorsalis Pedis]			
Pulse Rhythm [Bilateral Radial]			
Pulse Strength [Bilateral Dorsalis Pedis]			
Pulse Strength [Bilateral Radial]			
Respiratory Rate	18	18	

Lyons, Kathleen A

Facility: Queen of the Valley Hospital **Location:** Q 1 Intensive Care Unit
 61 F 07/13/1961 **Med Rec Num:** MR01483046

Room-Bed: QI007-A
Visit: QH0054940416

Vital Signs - Continued

Respiratory Effort			
Respiratory Depth			
Respiratory Pattern			
Blood Pressure	115/56 L	136/57 H	
Blood Pressure Mean	75	83	
Blood Pressure Location	Left Arm	Left Arm	
Pulse Oximetry	98	97	
O2 Delivery	Room Air	Room Air	
Oxygen Flow Rate			
FI02			
Sepsis Action Taken by Nursing			

Temperature	10/21/22 08:00	10/21/22 08:00	10/21/22 08:00
Temperature Source	Temporal Artery Scan		
Pulse Rate	61		
Pulse Rhythm [Bilateral Dorsalis Pedis]		Regular	
Pulse Rhythm [Bilateral Radial]		Regular	
Pulse Strength [Bilateral Dorsalis Pedis]		Normal	
Pulse Strength [Bilateral Radial]		Normal	
Respiratory Rate	19		
Respiratory Effort		Spontaneous Non-Labored	
Respiratory Depth		Normal	
Respiratory Pattern		Normal	
Blood Pressure	107/40 L		
Blood Pressure Mean	62		
Blood Pressure Location	Left Arm		
Pulse Oximetry	97		
O2 Delivery	Room Air		
Oxygen Flow Rate			
FI02			
Sepsis Action Taken by Nursing			No Action Required

Lyons, Kathleen A

Facility: Queen of the Valley Hospital **Location:** Q 1 Intensive Care Unit
 61 F 07/13/1961 **Med Rec Num:** MR01483046

Room-Bed: QI007-A
Visit: QH0054940416

Vital Signs - Continued

	10/21/22 12:00	10/21/22 08:00	10/21/22 12:00
Temperature	98.8 F		
Temperature Source	Temporal Artery Scan		
Pulse Rate	69	67	78
Pulse Rhythm [Bilateral Dorsalis Pedis]			
Pulse Rhythm [Bilateral Radial]			
Pulse Strength [Bilateral Dorsalis Pedis]			
Pulse Strength [Bilateral Radial]			
Respiratory Rate	18		
Respiratory Effort			
Respiratory Depth			
Respiratory Pattern			
Blood Pressure	125/55 H		
Blood Pressure Mean	78		
Blood Pressure Location	Left Arm		
Pulse Oximetry	97		
O2 Delivery	Room Air		
Oxygen Flow Rate			
FI02			
Sepsis Action Taken by Nursing			

	10/21/22 15:38	10/21/22 16:00	10/21/22 16:00
Temperature		98.6 F	
Temperature Source		Temporal Artery Scan	
Pulse Rate	85	85	85
Pulse Rhythm [Bilateral Dorsalis Pedis]			
Pulse Rhythm [Bilateral Radial]			
Pulse Strength [Bilateral Dorsalis Pedis]			
Pulse Strength [Bilateral Radial]			
Respiratory Rate	18	18	
Respiratory Effort			

Lyons, Kathleen A

Facility: Queen of the Valley Hospital **Location:** Q 1 Intensive Care Unit
 61 F 07/13/1961 **Med Rec Num:** MR01483046

Room-Bed: QI007-A
Visit: QH0054940416

Vital Signs - Continued

Respiratory Depth			
Respiratory Pattern			
Blood Pressure	114/48 L	114/48 L	
Blood Pressure Mean	70	70	
Blood Pressure Location	Left Arm	Left Arm	
Pulse Oximetry	96	96	
O2 Delivery	Room Air	Room Air	
Oxygen Flow Rate			
FI02			
Sepsis Action Taken by Nursing			

Temperature	10/21/22 20:00	10/21/22 20:00	10/21/22 20:00	
Temperature Source	Temporal Artery Scan			
Pulse Rate	80			
Pulse Rhythm [Bilateral Dorsalis Pedis]			Regular	
Pulse Rhythm [Bilateral Radial]			Regular	
Pulse Strength [Bilateral Dorsalis Pedis]			Normal	
Pulse Strength [Bilateral Radial]			Normal	
Respiratory Rate	18			
Respiratory Effort			Spontaneous Non-Labored	
Respiratory Depth			Normal	
Respiratory Pattern			Normal	
Blood Pressure	118/58 L			
Blood Pressure Mean	78			
Blood Pressure Location	Left Arm			
Pulse Oximetry	96			
O2 Delivery	Room Air			
Oxygen Flow Rate				
FI02				
Sepsis Action Taken by Nursing		No Action Required		

Lyons, Kathleen A

Facility: Queen of the Valley Hospital **Location:** Q 1 Intensive Care Unit
 61 F 07/13/1961 **Med Rec Num:** MR01483046

Room-Bed: QI007-A
Visit: QH0054940416

Vital Signs - Continued

	10/21/22 23:59	10/21/22 20:00	10/21/22 23:59
Temperature	98.0 F		
Temperature Source	Temporal Artery Scan		
Pulse Rate	76	68	63
Pulse Rhythm [Bilateral Dorsalis Pedis]			
Pulse Rhythm [Bilateral Radial]			
Pulse Strength [Bilateral Dorsalis Pedis]			
Pulse Strength [Bilateral Radial]			
Respiratory Rate	18		
Respiratory Effort			
Respiratory Depth			
Respiratory Pattern			
Blood Pressure	124/56 H		
Blood Pressure Mean	78		
Blood Pressure Location	Left Arm		
Pulse Oximetry	96		
O2 Delivery	Room Air		
Oxygen Flow Rate			
FI02			
Sepsis Action Taken by Nursing			

	10/22/22 04:00	10/22/22 04:00	10/22/22 08:00
Temperature	98.0 F		97.0 F L
Temperature Source	Temporal Artery Scan		Temporal Artery Scan
Pulse Rate	64	69	59 L
Pulse Rhythm [Bilateral Dorsalis Pedis]			
Pulse Rhythm [Bilateral Radial]			
Pulse Strength [Bilateral Dorsalis Pedis]			
Pulse Strength [Bilateral Radial]			
Respiratory Rate	18		17
Respiratory Effort			

Lyons, Kathleen A

Facility: Queen of the Valley Hospital
 61 F 07/13/1961
Location: Q 1 Intensive Care Unit
Med Rec Num: MR01483046

Room-Bed: QI007-A
Visit: QH0054940416

Vital Signs - Continued

Respiratory Depth			
Respiratory Pattern			
Blood Pressure	134/66 H		130/57 H
Blood Pressure Mean	88		81
Blood Pressure Location	Left Arm		Left Arm
Pulse Oximetry	98		98
O2 Delivery	Room Air		Room Air
Oxygen Flow Rate			
FI02			
Sepsis Action Taken by Nursing			

Temperature	10/22/22 08:00	10/22/22 12:00	10/22/22 08:00
Temperature Source		Temporal Artery Scan	
Pulse Rate		64	
Pulse Rhythm [Bilateral Dorsalis Pedis]			Regular
Pulse Rhythm [Bilateral Radial]			Regular
Pulse Strength [Bilateral Dorsalis Pedis]			Normal
Pulse Strength [Bilateral Radial]			Normal
Respiratory Rate		18	
Respiratory Effort			Spontaneous Non-Labored
Respiratory Depth			Normal
Respiratory Pattern			Normal
Blood Pressure		113/46 L	
Blood Pressure Mean		68	
Blood Pressure Location		Left Arm	
Pulse Oximetry		95	
O2 Delivery		Room Air	
Oxygen Flow Rate			
FI02			
Sepsis Action Taken by Nursing	No Action Required		

Lyons, Kathleen A

Facility: Queen of the Valley Hospital **Location:** Q 1 Intensive Care Unit
 61 F 07/13/1961 **Med Rec Num:** MR01483046

Room-Bed: QI007-A
Visit: QH0054940416

Vital Signs - Continued

	10/22/22 08:00	10/22/22 12:00	10/22/22 16:00
Temperature			
Temperature Source			
Pulse Rate	60	69	68
Pulse Rhythm [Bilateral Dorsalis Pedis]			
Pulse Rhythm [Bilateral Radial]			
Pulse Strength [Bilateral Dorsalis Pedis]			
Pulse Strength [Bilateral Radial]			
Respiratory Rate			
Respiratory Effort			
Respiratory Depth			
Respiratory Pattern			
Blood Pressure			
Blood Pressure Mean			
Blood Pressure Location			
Pulse Oximetry			
O2 Delivery			
Oxygen Flow Rate			
FI02			
Sepsis Action Taken by Nursing			

Temperature	10/22/22 16:00	10/22/22 20:00	10/22/22 20:00
Temperature Source	Temporal Artery Scan	Temporal Artery Scan	
Pulse Rate	63	61	
Pulse Rhythm [Bilateral Dorsalis Pedis]			
Pulse Rhythm [Bilateral Radial]			
Pulse Strength [Bilateral Dorsalis Pedis]			
Pulse Strength [Bilateral Radial]			
Respiratory Rate	17	18	
Respiratory Effort			
Respiratory Depth			

Lyons, Kathleen A

Facility: Queen of the Valley Hospital **Location:** Q 1 Intensive Care Unit
 61 F 07/13/1961 **Med Rec Num:** MR01483046

Room-Bed: QI007-A
Visit: QH0054940416

Vital Signs - Continued

Respiratory Pattern			
Blood Pressure	117/57 L	109/48 L	
Blood Pressure Mean	77	68	
Blood Pressure Location	Left Arm	Left Arm	
Pulse Oximetry	96	97	
O2 Delivery	Room Air	Room Air	
Oxygen Flow Rate			
FIO2			
Sepsis Action Taken by Nursing			No Action Required

Temperature	10/22/22	10/22/22	10/22/22
Temperature Source	20:00	20:00	23:59
Pulse Rate		86	69
Pulse Rhythm [Bilateral Dorsalis Pedis]	Regular		
Pulse Rhythm [Bilateral Radial]	Regular		
Pulse Strength [Bilateral Dorsalis Pedis]	Normal		
Pulse Strength [Bilateral Radial]	Normal		
Respiratory Rate			
Respiratory Effort	Spontaneous		
	Non-Labored		
Respiratory Depth	Normal		
Respiratory Pattern	Normal		
Blood Pressure			
Blood Pressure Mean			
Blood Pressure Location			
Pulse Oximetry			
O2 Delivery			
Oxygen Flow Rate			
FIO2			
Sepsis Action Taken by Nursing			

Lyons, Kathleen A

Facility: Queen of the Valley Hospital **Location:** Q 1 Intensive Care Unit
 61 F 07/13/1961 **Med Rec Num:** MR01483046

Room-Bed: QI007-A
Visit: QH0054940416

Vital Signs - Continued

	10/22/22	10/23/22	10/23/22
Temperature	23:59 98.1 F	04:00	04:00 98.0 F
Temperature Source	Temporal Artery Scan		Temporal Artery Scan
Pulse Rate	64	73	60
Pulse Rhythm [Bilateral Dorsalis Pedis]			
Pulse Rhythm [Bilateral Radial]			
Pulse Strength [Bilateral Dorsalis Pedis]			
Pulse Strength [Bilateral Radial]			
Respiratory Rate	17		18
Respiratory Effort			
Respiratory Depth			
Respiratory Pattern			
Blood Pressure	115/54 L 74		114/58 L 76
Blood Pressure Mean			
Blood Pressure Location	Left Arm		Left Arm
Pulse Oximetry	98		99
O2 Delivery	Room Air		Room Air
Oxygen Flow Rate			
FI02			
Sepsis Action Taken by Nursing			

	10/23/22	10/23/22	10/23/22
Temperature	08:00 96.0 F L	08:00	08:00
Temperature Source	Temporal Artery Scan		
Pulse Rate	74		
Pulse Rhythm [Bilateral Dorsalis Pedis]		Regular	
Pulse Rhythm [Bilateral Radial]		Regular	
Pulse Strength [Bilateral Dorsalis Pedis]			
Pulse Strength [Bilateral Radial]			
Respiratory Rate	18		
Respiratory Effort			

Lyons, Kathleen A

Facility: Queen of the Valley Hospital **Location:** Q 1 Intensive Care Unit
 61 F 07/13/1961 **Med Rec Num:** MR01483046

Room-Bed: QI007-A
Visit: QH0054940416

Vital Signs - Continued

Respiratory Depth			
Respiratory Pattern			
Blood Pressure	110/55 L		
Blood Pressure Mean	73		
Blood Pressure Location	Left Arm		
Pulse Oximetry	96		
O2 Delivery	Room Air		
Oxygen Flow Rate			
FI02			
Sepsis Action Taken by Nursing			No Action Required

Temperature	10/23/22 08:00	10/23/22 12:00	10/23/22 12:00	96.9 F L
Temperature Source				Temporal Artery Scan
Pulse Rate	75	75		69
Pulse Rhythm [Bilateral Dorsalis Pedis]				
Pulse Rhythm [Bilateral Radial]				
Pulse Strength [Bilateral Dorsalis Pedis]				
Pulse Strength [Bilateral Radial]				19
Respiratory Rate				
Respiratory Effort				
Respiratory Depth				
Respiratory Pattern				
Blood Pressure				107/59 L
Blood Pressure Mean				75
Blood Pressure Location				Left Arm
Pulse Oximetry				98
O2 Delivery				Room Air
Oxygen Flow Rate				
FI02				
Sepsis Action Taken by Nursing				

Lyons, Kathleen A

Facility: Queen of the Valley Hospital **Location:** Q 1 Intensive Care Unit
 61 F 07/13/1961 **Med Rec Num:** MR01483046

Room-Bed: QI007-A
Visit: QH0054940416

Vital Signs - Continued

	10/23/22 16:00	10/23/22 16:00	10/23/22 20:00
Temperature	97.9 F		98.0 F
Temperature Source	Temporal Artery Scan		Temporal Artery Scan
Pulse Rate	64	76	73
Pulse Rhythm [Bilateral Dorsalis Pedis]			
Pulse Rhythm [Bilateral Radial]			
Pulse Strength [Bilateral Dorsalis Pedis]			
Pulse Strength [Bilateral Radial]			
Respiratory Rate	19		18
Respiratory Effort			
Respiratory Depth			
Respiratory Pattern			
Blood Pressure	106/45 L		118/53 L
Blood Pressure Mean	65		74
Blood Pressure Location	Left Arm		Left Arm
Pulse Oximetry	98		98
O2 Delivery	Room Air		Room Air
Oxygen Flow Rate			
FI02			
Sepsis Action Taken by Nursing			

	10/23/22 20:00	10/23/22 20:00	10/23/22 20:00
Temperature			
Temperature Source			
Pulse Rate			66
Pulse Rhythm [Bilateral Dorsalis Pedis]		Regular	
Pulse Rhythm [Bilateral Radial]		Regular	
Pulse Strength [Bilateral Dorsalis Pedis]		Normal	
Pulse Strength [Bilateral Radial]		Normal	
Respiratory Rate			
Respiratory Effort		Spontaneous Non-Labored	

Lyons, Kathleen A

Facility: Queen of the Valley Hospital **Location:** Q 1 Intensive Care Unit
 61 F 07/13/1961 **Med Rec Num:** MR01483046

Room-Bed: QI007-A
Visit: QH0054940416

Vital Signs - Continued

Respiratory Depth		Normal
Respiratory Pattern		Normal
Blood Pressure		
Blood Pressure Mean		
Blood Pressure Location		
Pulse Oximetry		
O2 Delivery		
Oxygen Flow Rate		
FI02		
Sepsis Action Taken by Nursing	No Action Required	

Temperature	10/23/22 23:59	10/24/22 03:59	10/24/22 04:00
Temperature Source		Temporal Artery Scan	
Pulse Rate	75	74	75
Pulse Rhythm [Bilateral Dorsalis Pedis]			
Pulse Rhythm [Bilateral Radial]			
Pulse Strength [Bilateral Dorsalis Pedis]			
Pulse Strength [Bilateral Radial]			
Respiratory Rate		18	
Respiratory Effort			
Respiratory Depth			
Respiratory Pattern			
Blood Pressure		124/68 H	
Blood Pressure Mean		86	
Blood Pressure Location		Left Arm	
Pulse Oximetry		98	
O2 Delivery		Room Air	
Oxygen Flow Rate			
FI02			
Sepsis Action Taken by Nursing			

Lyons, Kathleen A

Facility: Queen of the Valley Hospital **Location:** Q 1 Intensive Care Unit
 61 F 07/13/1961 **Med Rec Num:** MR01483046

Room-Bed: QI007-A
Visit: QH0054940416

Vital Signs - Continued

	10/24/22 08:00	10/24/22 08:00	10/24/22 12:00
Temperature	97.7 F		97.5 F L
Temperature Source	Temporal Artery Scan		Temporal Artery Scan
Pulse Rate	60		90
Pulse Rhythm [Bilateral Dorsalis Pedis]			
Pulse Rhythm [Bilateral Radial]			
Pulse Strength [Bilateral Dorsalis Pedis]			
Pulse Strength [Bilateral Radial]			
Respiratory Rate	18		16
Respiratory Effort			
Respiratory Depth			
Respiratory Pattern			
Blood Pressure	111/57 L		118/69
Blood Pressure Mean	75		85
Blood Pressure Location	Left Arm		Left Arm
Pulse Oximetry	98		98
O2 Delivery	Room Air		Room Air
Oxygen Flow Rate			
FI02			
Sepsis Action Taken by Nursing		No Action Required	

Temperature	10/24/22 16:00	10/24/22 08:00	10/24/22 12:00
Temperature Source	97.7 F		
	Temporal Artery Scan		
Pulse Rate	80	59 L	65
Pulse Rhythm [Bilateral Dorsalis Pedis]			
Pulse Rhythm [Bilateral Radial]			
Pulse Strength [Bilateral Dorsalis Pedis]			
Pulse Strength [Bilateral Radial]			
Respiratory Rate	17		

Lyons, Kathleen A

Facility: Queen of the Valley Hospital **Location:** Q 1 Intensive Care Unit
 61 F 07/13/1961 **Med Rec Num:** MR01483046

Room-Bed: QI007-A
Visit: QH0054940416

Vital Signs - Continued

Respiratory Effort				
Respiratory Depth				
Respiratory Pattern				
Blood Pressure	126/83 H			
Blood Pressure Mean	97			
Blood Pressure Location	Left Arm			
Pulse Oximetry	99			
O2 Delivery	Room Air			
Oxygen Flow Rate				
FI02				
Sepsis Action Taken by Nursing				

Temperature	10/24/22 16:00	10/24/22 20:00	10/24/22 20:00
Temperature Source		Temporal Artery Scan	
Pulse Rate	68	67	66
Pulse Rhythm [Bilateral Dorsalis Pedis]			
Pulse Rhythm [Bilateral Radial]			
Pulse Strength [Bilateral Dorsalis Pedis]			
Pulse Strength [Bilateral Radial]			
Respiratory Rate		16	
Respiratory Effort			
Respiratory Depth			
Respiratory Pattern			
Blood Pressure		112/50 L	
Blood Pressure Mean		70	
Blood Pressure Location		Left Arm	
Pulse Oximetry		100	
O2 Delivery		Room Air	
Oxygen Flow Rate			
FI02			
Sepsis Action Taken by Nursing			

Lyons, Kathleen A

Facility: Queen of the Valley Hospital **Location:** Q 1 Intensive Care Unit
 61 F 07/13/1961 **Med Rec Num:** MR01483046

Room-Bed: QI007-A **Visit:** QH0054940416

Vital Signs - Continued

Temperature	10/24/22 20:00	10/24/22 23:59	10/24/22 23:59	97.5 F L
Temperature Source			Temporal Artery Scan	
Pulse Rate		63		60
Pulse Rhythm [Bilateral Dorsalis Pedis]				
Pulse Rhythm [Bilateral Radial]				
Pulse Strength [Bilateral Dorsalis Pedis]				
Pulse Strength [Bilateral Radial]				
Respiratory Rate				16
Respiratory Effort				
Respiratory Depth				
Respiratory Pattern				
Blood Pressure				129/60 H
Blood Pressure Mean				83
Blood Pressure Location				Left Arm
Pulse Oximetry				98
O2 Delivery				Room Air
Oxygen Flow Rate				
FI02				
Sepsis Action Taken by Nursing	No Action Required			

Temperature	10/25/22 04:00	10/25/22 04:00	10/25/22 08:00	96.3 F L
Temperature Source	Temporal Artery Scan		Temporal Artery Scan	
Pulse Rate	62	66	76	
Pulse Rhythm [Bilateral Dorsalis Pedis]				
Pulse Rhythm [Bilateral Radial]				
Pulse Strength [Bilateral Dorsalis Pedis]				
Pulse Strength [Bilateral Radial]				
Respiratory Rate	16		18	

Lyons, Kathleen A

Facility: Queen of the Valley Hospital **Location:** Q 1 Intensive Care Unit
 61 F 07/13/1961 **Med Rec Num:** MR01483046

Room-Bed: QI007-A
Visit: QH0054940416

Vital Signs - Continued

Respiratory Effort			
Respiratory Depth			
Respiratory Pattern			
Blood Pressure	132/63 H		123/61 H
Blood Pressure Mean	86		81
Blood Pressure Location	Left Arm		Left Arm
Pulse Oximetry	98		98
O2 Delivery	Room Air		Room Air
Oxygen Flow Rate			
FI02			
Sepsis Action Taken by Nursing			

Temperature	10/25/22 12:00	10/25/22 08:00	10/25/22 08:00
Temperature Source	97.3 F L Temporal Artery Scan		
Pulse Rate	64	71	
Pulse Rhythm [Bilateral Dorsalis Pedis]			
Pulse Rhythm [Bilateral Radial]			
Pulse Strength [Bilateral Dorsalis Pedis]			
Pulse Strength [Bilateral Radial]			
Respiratory Rate	18		
Respiratory Effort			
Respiratory Depth			
Respiratory Pattern			
Blood Pressure	109/69		
Blood Pressure Mean	82		
Blood Pressure Location	Left Arm		
Pulse Oximetry	97		
O2 Delivery	Room Air		
Oxygen Flow Rate			
FI02			
Sepsis Action Taken by Nursing			No Action Required

Lyons, Kathleen A

Facility: Queen of the Valley Hospital **Location:** Q 1 Intensive Care Unit
 61 F 07/13/1961 **Med Rec Num:** MR01483046

Room-Bed: QI007-A
Visit: QH0054940416

Vital Signs - Continued

Temperature	10/25/22 12:00	10/25/22 16:00	10/25/22 16:00
Temperature Source	Temporal Artery Scan	97.2 F L	
Pulse Rate	67	79	76
Pulse Rhythm [Bilateral Dorsalis Pedis]			
Pulse Rhythm [Bilateral Radial]			
Pulse Strength [Bilateral Dorsalis Pedis]			
Pulse Strength [Bilateral Radial]			
Respiratory Rate		18	
Respiratory Effort			
Respiratory Depth			
Respiratory Pattern			
Blood Pressure		120/50 L	
Blood Pressure Mean		73	
Blood Pressure Location		Left Arm	
Pulse Oximetry		100	
O2 Delivery		Room Air	
Oxygen Flow Rate			
FI02			
Sepsis Action Taken by Nursing			

Temperature	10/25/22 20:00	10/25/22 20:00	10/25/22 20:00
Temperature Source	Temporal Artery Scan	98.0 F	
Pulse Rate	65		86
Pulse Rhythm [Bilateral Dorsalis Pedis]			
Pulse Rhythm [Bilateral Radial]			
Pulse Strength [Bilateral Dorsalis Pedis]			
Pulse Strength [Bilateral Radial]			
Respiratory Rate	18		
Respiratory Effort			

Lyons, Kathleen A

Facility: Queen of the Valley Hospital **Location:** Q 1 Intensive Care Unit
 61 F 07/13/1961 **Med Rec Num:** MR01483046

Room-Bed: QI007-A
Visit: QH0054940416

Vital Signs - Continued

Respiratory Depth			
Respiratory Pattern			
Blood Pressure	99/54 L		
Blood Pressure Mean	69		
Blood Pressure Location	Left Arm		
Pulse Oximetry	98		
O2 Delivery	Room Air		
Oxygen Flow Rate			
FI02			
Sepsis Action Taken by Nursing		No Action Required	

Temperature	10/25/22 23:59	10/25/22 23:59	10/26/22 04:00
Temperature Source		Temporal Artery Scan	Temporal Artery Scan
Pulse Rate	78	64	64
Pulse Rhythm [Bilateral Dorsalis Pedis]			
Pulse Rhythm [Bilateral Radial]			
Pulse Strength [Bilateral Dorsalis Pedis]			
Pulse Strength [Bilateral Radial]			
Respiratory Rate		18	18
Respiratory Effort			
Respiratory Depth			
Respiratory Pattern			
Blood Pressure		100/60	100/60
Blood Pressure Mean		73	73
Blood Pressure Location		Left Arm	Left Arm
Pulse Oximetry		98	98
O2 Delivery		Room Air	Room Air
Oxygen Flow Rate			
FI02			
Sepsis Action Taken by Nursing			

Lyons, Kathleen A

Facility: Queen of the Valley Hospital **Location:** Q 1 Intensive Care Unit
 61 F 07/13/1961 **Med Rec Num:** MR01483046

Room-Bed: QI007-A
Visit: QH0054940416

Vital Signs - Continued

	10/26/22 04:00	10/26/22 08:00	10/26/22 08:00
Temperature			
Temperature Source			
Pulse Rate	64		74
Pulse Rhythm [Bilateral Dorsalis Pedis]			
Pulse Rhythm [Bilateral Radial]			
Pulse Strength [Bilateral Dorsalis Pedis]			
Pulse Strength [Bilateral Radial]			
Respiratory Rate			
Respiratory Effort			
Respiratory Depth			
Respiratory Pattern			
Blood Pressure			
Blood Pressure Mean			
Blood Pressure Location			
Pulse Oximetry			
O2 Delivery			
Oxygen Flow Rate			
FI02			
Sepsis Action Taken by Nursing		No Action Required	

	10/26/22 08:00	10/26/22 12:00	10/26/22 16:00
Temperature	96.8 F L	97.8 F	97.9 F
Temperature Source	Temporal Artery Scan	Temporal Artery Scan	Temporal Artery Scan
Pulse Rate	69	63	63
Pulse Rhythm [Bilateral Dorsalis Pedis]			
Pulse Rhythm [Bilateral Radial]			
Pulse Strength [Bilateral Dorsalis Pedis]			
Pulse Strength [Bilateral Radial]			
Respiratory Rate	20	20	20
Respiratory Effort			

Lyons, Kathleen A

Facility: Queen of the Valley Hospital **Location:** Q 1 Intensive Care Unit
 61 F 07/13/1961 **Med Rec Num:** MR01483046

Room-Bed: QI007-A
Visit: QH0054940416

Vital Signs - Continued

Respiratory Depth			
Respiratory Pattern			
Blood Pressure	122/56 H	126/58 H	130/64 H
Blood Pressure Mean	78	80	86
Blood Pressure Location	Right Arm	Right Arm	Right Arm
Pulse Oximetry	100	96	97
O2 Delivery	Room Air	Room Air	Room Air
Oxygen Flow Rate			
FI02			
Sepsis Action Taken by Nursing			

Temperature	10/26/22 12:00	10/26/22 20:22	10/26/22 23:59
Temperature Source			
Pulse Rate	66	79	112 H
Pulse Rhythm [Bilateral Dorsalis Pedis]			
Pulse Rhythm [Bilateral Radial]			
Pulse Strength [Bilateral Dorsalis Pedis]			
Pulse Strength [Bilateral Radial]			
Respiratory Rate		16	
Respiratory Effort			
Respiratory Depth			
Respiratory Pattern			
Blood Pressure		150/65 H	
Blood Pressure Mean			
Blood Pressure Location			
Pulse Oximetry		100	
O2 Delivery			
Oxygen Flow Rate		100	
FI02			
Sepsis Action Taken by Nursing			

	10/26/22 23:59	10/26/22 23:59	10/26/22 21:25
--	-------------------	-------------------	-------------------

Lyons, Kathleen A

Facility: Queen of the Valley Hospital **Location:** Q 1 Intensive Care Unit
 61 F 07/13/1961 **Med Rec Num:** MR01483046

Room-Bed: QI007-A
Visit: QH0054940416

Vital Signs - Continued

Temperature			
Temperature Source			
Pulse Rate			86
Pulse Rhythm [Bilateral Dorsalis Pedis]		Regular	
Pulse Rhythm [Bilateral Radial]		Regular	
Pulse Strength [Bilateral Dorsalis Pedis]		Normal	
Pulse Strength [Bilateral Radial]		Normal	
Respiratory Rate			27 H
Respiratory Effort		Mechanically Ventilated	
Respiratory Depth		Normal	
Respiratory Pattern		Normal	
Blood Pressure			187/70 H
Blood Pressure Mean			
Blood Pressure Location			
Pulse Oximetry			100
O2 Delivery			
Oxygen Flow Rate			
FIO2		50	
Sepsis Action Taken by Nursing			50

Temperature		10/26/22	10/26/22	10/26/22
Temperature Source		20:16	20:31	20:39
Pulse Rate	Oral	97 F L		
Pulse Rhythm [Bilateral Dorsalis Pedis]		69	70	67
Pulse Rhythm [Bilateral Radial]				
Pulse Strength [Bilateral Dorsalis Pedis]				
Pulse Strength [Bilateral Radial]				
Respiratory Rate		17	18	23 H
Respiratory Effort				
Respiratory Depth				
Respiratory Pattern				
Blood Pressure		150/65 H	186/80 H	181/80 H
Blood Pressure Mean		86	106	104

Lyons, Kathleen A

Facility: Queen of the Valley Hospital **Location:** Q 1 Intensive Care Unit
 61 F 07/13/1961 **Med Rec Num:** MR01483046

Room-Bed: QI007-A
Visit: QH0054940416

Vital Signs - Continued

Blood Pressure Location			
Pulse Oximetry	100	100	100
O2 Delivery	Mechanical Ventilation		
Oxygen Flow Rate			
FI02	100		
Sepsis Action Taken by Nursing			

Temperature	10/26/22 20:46	10/26/22 21:00	10/26/22 21:15
Temperature Source			
Pulse Rate	92	76	78
Pulse Rhythm [Bilateral Dorsalis Pedis]			
Pulse Rhythm [Bilateral Radial]			
Pulse Strength [Bilateral Dorsalis Pedis]			
Pulse Strength [Bilateral Radial]	20	25 H	29 H
Respiratory Rate			
Respiratory Effort			
Respiratory Depth			
Respiratory Pattern			
Blood Pressure	193/96 H	194/106 H	187/70 H
Blood Pressure Mean	116	135	109
Blood Pressure Location			
Pulse Oximetry	100	100	
O2 Delivery		Mechanical Ventilation	
Oxygen Flow Rate			
FI02		100	
Sepsis Action Taken by Nursing			

Temperature	10/26/22 21:29	10/26/22 21:30	10/26/22 21:45
Temperature Source			

Lyons, Kathleen A

Facility: Queen of the Valley Hospital **Location:** Q 1 Intensive Care Unit
 61 F 07/13/1961 **Med Rec Num:** MR01483046

Room-Bed: QI007-A
Visit: QH0054940416

Vital Signs - Continued

Pulse Rate	83	86	105 H
Pulse Rhythm [Bilateral Dorsalis Pedis]			
Pulse Rhythm [Bilateral Radial]			
Pulse Strength [Bilateral Dorsalis Pedis]			
Pulse Strength [Bilateral Radial]			
Respiratory Rate	28 H	24 H	30 H
Respiratory Effort			
Respiratory Depth			
Respiratory Pattern			
Blood Pressure	176/65 H	188/64 H	178/78 H
Blood Pressure Mean	93	105	111
Blood Pressure Location			
Pulse Oximetry	100	100	100
O2 Delivery			
Oxygen Flow Rate			
FI02			
Sepsis Action Taken by Nursing			

Temperature	10/26/22 22:00	10/26/22 22:15	10/26/22 22:30
Temperature Source			
Pulse Rate	111 H	110 H	112 H
Pulse Rhythm [Bilateral Dorsalis Pedis]			
Pulse Rhythm [Bilateral Radial]			
Pulse Strength [Bilateral Dorsalis Pedis]			
Pulse Strength [Bilateral Radial]			
Respiratory Rate	28 H	22 H	23 H
Respiratory Effort			
Respiratory Depth			
Respiratory Pattern			
Blood Pressure	180/74 H	155/72 H	173/54 H
Blood Pressure Mean	109	99	93
Blood Pressure Location			
Pulse Oximetry	100	100	100

Lyons, Kathleen A

Facility: Queen of the Valley Hospital **Location:** Q 1 Intensive Care Unit
 61 F 07/13/1961 **Med Rec Num:** MR01483046

Room-Bed: QI007-A
Visit: QH0054940416

Vital Signs - Continued

O2 Delivery	Mechanical Ventilation		
Oxygen Flow Rate			
FI02	50		
Sepsis Action Taken by Nursing			

Temperature	10/26/22 22:45	10/26/22 23:00	10/26/22 23:15
Temperature Source			
Pulse Rate	114 H	117 H	113 H
Pulse Rhythm [Bilateral Dorsalis Pedis]			
Pulse Rhythm [Bilateral Radial]			
Pulse Strength [Bilateral Dorsalis Pedis]			
Pulse Strength [Bilateral Radial]			
Respiratory Rate	27 H	19	22 H
Respiratory Effort			
Respiratory Depth			
Respiratory Pattern			
Blood Pressure	171/57 H	164/61 H	168/50 H
Blood Pressure Mean	95	95	89
Blood Pressure Location			
Pulse Oximetry	100	100	100
O2 Delivery		Mechanical Ventilation	
Oxygen Flow Rate			
FI02		50	
Sepsis Action Taken by Nursing			

Temperature	10/26/22 23:30	10/26/22 23:45	10/27/22 00:00
Temperature Source			Oral
Pulse Rate	123 H	120 H	113 H
Pulse Rhythm [Bilateral Dorsalis Pedis]			

Lyons, Kathleen A

Facility: Queen of the Valley Hospital **Location:** Q 1 Intensive Care Unit
 61 F 07/13/1961 **Med Rec Num:** MR01483046

Room-Bed: QI007-A
Visit: QH0054940416

Vital Signs - Continued

Pulse Rhythm [Bilateral Radial]			
Pulse Strength [Bilateral Dorsalis Pedis]			
Pulse Strength [Bilateral Radial]			
Respiratory Rate	19	22 H	23 H
Respiratory Effort			
Respiratory Depth			
Respiratory Pattern			
Blood Pressure	156/60 H	162/66 H	156/58 H
Blood Pressure Mean	92	98	90
Blood Pressure Location			
Pulse Oximetry	100	100	100
O2 Delivery			Mechanical Ventilation
Oxygen Flow Rate			
FI02			50
Sepsis Action Taken by Nursing			

Temperature	10/27/22 00:15	10/27/22 00:30	10/27/22 00:30
Temperature Source			
Pulse Rate	101 H	101 H	103 H
Pulse Rhythm [Bilateral Dorsalis Pedis]			
Pulse Rhythm [Bilateral Radial]			
Pulse Strength [Bilateral Dorsalis Pedis]			
Pulse Strength [Bilateral Radial]			
Respiratory Rate	19	23 H	20
Respiratory Effort			
Respiratory Depth			
Respiratory Pattern			
Blood Pressure	144/57 H	151/58 H	151/58 H
Blood Pressure Mean	86		89
Blood Pressure Location			
Pulse Oximetry	100	100	100
O2 Delivery			
Oxygen Flow Rate			

Lyons, Kathleen A

Facility: Queen of the Valley Hospital **Location:** Q 1 Intensive Care Unit
 61 F 07/13/1961 **Med Rec Num:** MR01483046

Room-Bed: QI007-A
Visit: QH0054940416

Vital Signs - Continued

FI02			50	
Sepsis Action Taken by Nursing				

Temperature	10/27/22 00:45	10/27/22 01:00	10/27/22 02:00
Temperature Source			
Pulse Rate	105 H	107 H	103 H
Pulse Rhythm [Bilateral Dorsalis Pedis]			
Pulse Rhythm [Bilateral Radial]			
Pulse Strength [Bilateral Dorsalis Pedis]			
Pulse Strength [Bilateral Radial]			
Respiratory Rate	24 H	22 H	21 H
Respiratory Effort			
Respiratory Depth			
Respiratory Pattern			
Blood Pressure	145/51 H	151/56 H	146/53 H
Blood Pressure Mean	82	87	
Blood Pressure Location			
Pulse Oximetry	100	100	100
O2 Delivery		Mechanical Ventilation	
Oxygen Flow Rate			
FI02		50	40
Sepsis Action Taken by Nursing			

Temperature	10/27/22 04:00	10/27/22 04:00	10/27/22 04:00
Temperature Source			
Pulse Rate	127 H		
Pulse Rhythm [Bilateral Dorsalis Pedis]		Regular	
Pulse Rhythm [Bilateral Radial]		Regular	
Pulse Strength [Bilateral Dorsalis Pedis]		Normal	
Pulse Strength [Bilateral Radial]		Normal	

Lyons, Kathleen A

Facility: Queen of the Valley Hospital **Location:** Q 1 Intensive Care Unit
 61 F 07/13/1961 **Med Rec Num:** MR01483046

Room-Bed: QI007-A
Visit: QH0054940416

Vital Signs - Continued

Respiratory Rate			
Respiratory Effort		Mechanically Ventilated	
Respiratory Depth		Normal	
Respiratory Pattern		Normal	
Blood Pressure			
Blood Pressure Mean			
Blood Pressure Location			
Pulse Oximetry			
O2 Delivery			
Oxygen Flow Rate			
FIO2			40
Sepsis Action Taken by Nursing			

Temperature	10/27/22 01:15	10/27/22 01:30	10/27/22 01:45
Temperature Source			
Pulse Rate	110 H	110 H	102 H
Pulse Rhythm [Bilateral Dorsalis Pedis]			
Pulse Rhythm [Bilateral Radial]			
Pulse Strength [Bilateral Dorsalis Pedis]			
Pulse Strength [Bilateral Radial]			
Respiratory Rate	22 H	23 H	20
Respiratory Effort			
Respiratory Depth			
Respiratory Pattern			
Blood Pressure	146/57 H	144/50 H	152/45 H
Blood Pressure Mean	86	81	80
Blood Pressure Location			
Pulse Oximetry	100	100	100
O2 Delivery			
Oxygen Flow Rate			
FIO2			
Sepsis Action Taken by Nursing			

Lyons, Kathleen A

Facility: Queen of the Valley Hospital **Location:** Q 1 Intensive Care Unit
 61 F 07/13/1961 **Med Rec Num:** MR01483046

Room-Bed: QI007-A
Visit: QH0054940416

Vital Signs - Continued

Temperature	10/27/22 02:00	10/27/22 02:15	10/27/22 02:30
Temperature Source			
Pulse Rate	114 H	113 H	113 H
Pulse Rhythm [Bilateral Dorsalis Pedis]			
Pulse Rhythm [Bilateral Radial]			
Pulse Strength [Bilateral Dorsalis Pedis]			
Pulse Strength [Bilateral Radial]			
Respiratory Rate	20	23 H	22 H
Respiratory Effort			
Respiratory Depth			
Respiratory Pattern			
Blood Pressure	146/53 H	158/43 H	154/48 H
Blood Pressure Mean	84	81	83
Blood Pressure Location			
Pulse Oximetry	100	100	100
O2 Delivery	Mechanical Ventilation		
Oxygen Flow Rate			
FIO2	40		
Sepsis Action Taken by Nursing			

Temperature	10/27/22 02:45	10/27/22 03:00	10/27/22 03:15
Temperature Source			
Pulse Rate	120 H	116 H	117 H
Pulse Rhythm [Bilateral Dorsalis Pedis]			
Pulse Rhythm [Bilateral Radial]			
Pulse Strength [Bilateral Dorsalis Pedis]			
Pulse Strength [Bilateral Radial]			
Respiratory Rate	23 H	21 H	22 H
Respiratory Effort			
Respiratory Depth			

Lyons, Kathleen A

Facility: Queen of the Valley Hospital **Location:** Q 1 Intensive Care Unit
 61 F 07/13/1961 **Med Rec Num:** MR01483046

Room-Bed: QI007-A
Visit: QH0054940416

Vital Signs - Continued

Respiratory Pattern			
Blood Pressure	156/49 H	158/130 H	152/50 H
Blood Pressure Mean	84	139	84
Blood Pressure Location			
Pulse Oximetry	100	100	100
O2 Delivery		Mechanical Ventilation	
Oxygen Flow Rate			
FI02		40	
Sepsis Action Taken by Nursing			

Temperature	10/27/22 03:52	10/27/22 03:30	10/27/22 03:45
Temperature Source			
Pulse Rate	112 H	109 H	114 H
Pulse Rhythm [Bilateral Dorsalis Pedis]			
Pulse Rhythm [Bilateral Radial]			
Pulse Strength [Bilateral Dorsalis Pedis]			
Pulse Strength [Bilateral Radial]			
Respiratory Rate	23 H	22 H	23 H
Respiratory Effort			
Respiratory Depth			
Respiratory Pattern			
Blood Pressure	145/44 H	154/38 H	145/44 H
Blood Pressure Mean		76	77
Blood Pressure Location			
Pulse Oximetry	100	100	100
O2 Delivery			
Oxygen Flow Rate			
FI02	40		
Sepsis Action Taken by Nursing			

	10/27/22 04:00	10/27/22 04:15	10/27/22 05:40
--	-------------------	-------------------	-------------------

Lyons, Kathleen A

Facility: Queen of the Valley Hospital **Location:** Q 1 Intensive Care Unit
 61 F 07/13/1961 **Med Rec Num:** MR01483046

Room-Bed: QI007-A
Visit: QH0054940416

Vital Signs - Continued

Temperature	100.3 F H		
Temperature Source	Oral		
Pulse Rate	113 H	109 H	109 H
Pulse Rhythm [Bilateral Dorsalis Pedis]			
Pulse Rhythm [Bilateral Radial]			
Pulse Strength [Bilateral Dorsalis Pedis]			
Pulse Strength [Bilateral Radial]			
Respiratory Rate	22 H	21 H	25 H
Respiratory Effort			
Respiratory Depth			
Respiratory Pattern			
Blood Pressure	152/45 H	147/39 H	148/41 H
Blood Pressure Mean	80	75	
Blood Pressure Location			
Pulse Oximetry	100	100	100
O2 Delivery	Mechanical Ventilation		
Oxygen Flow Rate			
FI02	40		40
Sepsis Action Taken by Nursing			

Temperature	10/27/22 04:31	10/27/22 04:46	10/27/22 05:00
Temperature Source			
Pulse Rate	109 H	112 H	111 H
Pulse Rhythm [Bilateral Dorsalis Pedis]			
Pulse Rhythm [Bilateral Radial]			
Pulse Strength [Bilateral Dorsalis Pedis]			
Pulse Strength [Bilateral Radial]			
Respiratory Rate	21 H	22 H	22 H
Respiratory Effort			
Respiratory Depth			
Respiratory Pattern			
Blood Pressure	149/43 H	140/111 H	146/40 H
Blood Pressure Mean	67	116	75

Lyons, Kathleen A

Facility: Queen of the Valley Hospital **Location:** Q 1 Intensive Care Unit
 61 F 07/13/1961 **Med Rec Num:** MR01483046

Room-Bed: QI007-A
Visit: QH0054940416

Vital Signs - Continued

Blood Pressure Location			
Pulse Oximetry	100	100	100
O2 Delivery			Mechanical Ventilation
Oxygen Flow Rate			
FIO2			40
Sepsis Action Taken by Nursing			

Temperature	10/27/22 05:15	10/27/22 05:31	10/27/22 05:46
Temperature Source			
Pulse Rate	107 H	107 H	105 H
Pulse Rhythm [Bilateral Dorsalis Pedis]			
Pulse Rhythm [Bilateral Radial]			
Pulse Strength [Bilateral Dorsalis Pedis]			
Pulse Strength [Bilateral Radial]			
Respiratory Rate	22 H	22 H	29 H
Respiratory Effort			
Respiratory Depth			
Respiratory Pattern			
Blood Pressure	148/40 H	148/41 H	153/44 H
Blood Pressure Mean	76	63	67
Blood Pressure Location			
Pulse Oximetry	100	100	100
O2 Delivery			
Oxygen Flow Rate			
FIO2			
Sepsis Action Taken by Nursing			

Temperature	10/27/22 06:11	10/27/22 06:16	10/27/22 09:17
Temperature Source			
Pulse Rate	98	106 H	107 H

Lyons, Kathleen A

Facility: Queen of the Valley Hospital **Location:** Q 1 Intensive Care Unit
 61 F 07/13/1961 **Med Rec Num:** MR01483046

Room-Bed: QI007-A
Visit: QH0054940416

Vital Signs - Continued

Pulse Rhythm [Bilateral Dorsalis Pedis]			
Pulse Rhythm [Bilateral Radial]			
Pulse Strength [Bilateral Dorsalis Pedis]			
Pulse Strength [Bilateral Radial]			
Respiratory Rate	24 H	25 H	22 H
Respiratory Effort			
Respiratory Depth			
Respiratory Pattern			
Blood Pressure	142/43 H	126/41 H	138/51 H
Blood Pressure Mean	66	62	
Blood Pressure Location			
Pulse Oximetry	100	100	100
O2 Delivery			
Oxygen Flow Rate			
FI02			40
Sepsis Action Taken by Nursing			

Temperature	10/27/22	10/27/22	10/27/22
Temperature Source	06:30	06:45	07:00
Pulse Rate	102 H	100	106 H
Pulse Rhythm [Bilateral Dorsalis Pedis]			
Pulse Rhythm [Bilateral Radial]			
Pulse Strength [Bilateral Dorsalis Pedis]			
Pulse Strength [Bilateral Radial]			
Respiratory Rate	23 H	23 H	24 H
Respiratory Effort			
Respiratory Depth			
Respiratory Pattern			
Blood Pressure	145/43 H	140/41 H	150/40 H
Blood Pressure Mean	77	74	76
Blood Pressure Location			
Pulse Oximetry	100	100	100
O2 Delivery			
Oxygen Flow Rate			

Lyons, Kathleen A

Facility: Queen of the Valley Hospital **Location:** Q 1 Intensive Care Unit
 61 F 07/13/1961 **Med Rec Num:** MR01483046

Room-Bed: QI007-A
Visit: QH0054940416

Vital Signs - Continued

FIO2			
Sepsis Action Taken by Nursing			

Temperature	10/27/22 07:15	10/27/22 07:30	10/27/22 07:45
Temperature Source			
Pulse Rate	105 H	106 H	102 H
Pulse Rhythm [Bilateral Dorsalis Pedis]			
Pulse Rhythm [Bilateral Radial]			
Pulse Strength [Bilateral Dorsalis Pedis]			
Pulse Strength [Bilateral Radial]			
Respiratory Rate	23 H	22 H	23 H
Respiratory Effort			
Respiratory Depth			
Respiratory Pattern			
Blood Pressure	133/40 H	147/42 H	148/40 H
Blood Pressure Mean	71	77	76
Blood Pressure Location			
Pulse Oximetry	100	100	100
O2 Delivery			
Oxygen Flow Rate			
FIO2			
Sepsis Action Taken by Nursing			

Temperature	10/27/22 08:00	10/27/22 08:15	10/27/22 08:30
Temperature Source	Temporal Artery Scan		
Pulse Rate	103 H	107 H	106 H
Pulse Rhythm [Bilateral Dorsalis Pedis]			
Pulse Rhythm [Bilateral Radial]			
Pulse Strength [Bilateral Dorsalis Pedis]			
Pulse Strength [Bilateral Radial]			

Lyons, Kathleen A

Facility: Queen of the Valley Hospital **Location:** Q 1 Intensive Care Unit
 61 F 07/13/1961 **Med Rec Num:** MR01483046

Room-Bed: QI007-A
Visit: QH0054940416

Vital Signs - Continued

Respiratory Rate		23 H	23 H	23 H
Respiratory Effort				
Respiratory Depth				
Respiratory Pattern				
Blood Pressure		142/34 H	149/39 H	135/42 H
Blood Pressure Mean		70	75	73
Blood Pressure Location				
Pulse Oximetry		100	100	100
O2 Delivery		Mechanical Ventilation		
Oxygen Flow Rate				
FI02		40		
Sepsis Action Taken by Nursing				

Temperature		10/27/22 08:45	10/27/22 09:00	10/27/22 09:15
Temperature Source				
Pulse Rate		105 H	116 H	106 H
Pulse Rhythm [Bilateral Dorsalis Pedis]				
Pulse Rhythm [Bilateral Radial]				
Pulse Strength [Bilateral Dorsalis Pedis]				
Pulse Strength [Bilateral Radial]				
Respiratory Rate		22 H	21 H	22 H
Respiratory Effort				
Respiratory Depth				
Respiratory Pattern				
Blood Pressure		139/45 H	146/40 H	138/51 H
Blood Pressure Mean		76	75	80
Blood Pressure Location				
Pulse Oximetry		100	100	100
O2 Delivery			Mechanical Ventilation	
Oxygen Flow Rate				
FI02			40	
Sepsis Action Taken by Nursing				

Lyons, Kathleen A

Facility: Queen of the Valley Hospital **Location:** Q 1 Intensive Care Unit
 61 F 07/13/1961 **Med Rec Num:** MR01483046

Room-Bed: QI007-A
Visit: QH0054940416

Vital Signs - Continued

	10/27/22 09:30	10/27/22 09:45	10/27/22 10:00
Temperature			
Temperature Source			
Pulse Rate	108 H	108 H	108 H
Pulse Rhythm [Bilateral Dorsalis Pedis]			
Pulse Rhythm [Bilateral Radial]			
Pulse Strength [Bilateral Dorsalis Pedis]			
Pulse Strength [Bilateral Radial]			
Respiratory Rate	21 H	22 H	20
Respiratory Effort			
Respiratory Depth			
Respiratory Pattern			
Blood Pressure	138/38 H	147/37 H	140/40 H
Blood Pressure Mean	71	73	73
Blood Pressure Location			
Pulse Oximetry	100	100	100
O2 Delivery			Mechanical Ventilation
Oxygen Flow Rate			
FI02			40
Sepsis Action Taken by Nursing			

	10/27/22 08:00	10/27/22 11:06	10/27/22 08:00
Temperature			
Temperature Source			
Pulse Rate		122 H	
Pulse Rhythm [Bilateral Dorsalis Pedis]		Regular	
Pulse Rhythm [Bilateral Radial]		Regular	
Pulse Strength [Bilateral Dorsalis Pedis]		Normal	
Pulse Strength [Bilateral Radial]		Normal	
Respiratory Rate		25 H	
Respiratory Effort			Mechanically Ventilated

Lyons, Kathleen A

Facility: Queen of the Valley Hospital **Location:** Q 1 Intensive Care Unit
 61 F 07/13/1961 **Med Rec Num:** MR01483046

Room-Bed: QI007-A
Visit: QH0054940416

Vital Signs - Continued

Respiratory Depth			Normal
Respiratory Pattern			Normal
Blood Pressure		148/43 H	
Blood Pressure Mean			
Blood Pressure Location			
Pulse Oximetry		100	
O2 Delivery			
Oxygen Flow Rate			
FI02	40	40	
Sepsis Action Taken by Nursing			

Temperature		10/27/22 12:00	10/27/22 08:00	10/27/22 08:00
Temperature Source				
Pulse Rate				102 H
Pulse Rhythm [Bilateral Dorsalis Pedis]	Regular			
Pulse Rhythm [Bilateral Radial]	Regular			
Pulse Strength [Bilateral Dorsalis Pedis]	Normal			
Pulse Strength [Bilateral Radial]	Normal			
Respiratory Rate				
Respiratory Effort	Mechanically Ventilated			
Respiratory Depth	Normal			
Respiratory Pattern	Normal			
Blood Pressure				
Blood Pressure Mean				
Blood Pressure Location				
Pulse Oximetry				
O2 Delivery				
Oxygen Flow Rate				
FI02				
Sepsis Action Taken by Nursing		No Action Required		

Lyons, Kathleen A

Facility: Queen of the Valley Hospital **Location:** Q 1 Intensive Care Unit
 61 F 07/13/1961 **Med Rec Num:** MR01483046

Room-Bed: QI007-A
Visit: QH0054940416

Vital Signs - Continued

	10/27/22 12:00	10/27/22 12:00	10/27/22 10:15
Temperature			
Temperature Source			
Pulse Rate	120 H		121 H
Pulse Rhythm [Bilateral Dorsalis Pedis]			
Pulse Rhythm [Bilateral Radial]			
Pulse Strength [Bilateral Dorsalis Pedis]			
Pulse Strength [Bilateral Radial]			
Respiratory Rate			24 H
Respiratory Effort			
Respiratory Depth			
Respiratory Pattern			
Blood Pressure			111/72
Blood Pressure Mean			85
Blood Pressure Location			
Pulse Oximetry			100
O2 Delivery			
Oxygen Flow Rate			
FI02		40	
Sepsis Action Taken by Nursing			

	10/27/22 10:30	10/27/22 10:45	10/27/22 11:00
Temperature			
Temperature Source			
Pulse Rate	121 H	131 H	121 H
Pulse Rhythm [Bilateral Dorsalis Pedis]			
Pulse Rhythm [Bilateral Radial]			
Pulse Strength [Bilateral Dorsalis Pedis]			
Pulse Strength [Bilateral Radial]			
Respiratory Rate	22 H	33 H	24 H
Respiratory Effort			
Respiratory Depth			
Respiratory Pattern			

Lyons, Kathleen A

Facility: Queen of the Valley Hospital **Location:** Q 1 Intensive Care Unit
 61 F 07/13/1961 **Med Rec Num:** MR01483046

Room-Bed: QI007-A
Visit: QH0054940416

Vital Signs - Continued

Blood Pressure	151/43 H	167/44 H	148/43 H
Blood Pressure Mean	79	85	78
Blood Pressure Location			
Pulse Oximetry	100	100	100
O2 Delivery			Mechanical Ventilation
Oxygen Flow Rate			
FI02			40
Sepsis Action Taken by Nursing			

Temperature	10/27/22 11:15	10/27/22 11:30	10/27/22 11:45
Temperature Source			
Pulse Rate	115 H	109 H	112 H
Pulse Rhythm [Bilateral Dorsalis Pedis]			
Pulse Rhythm [Bilateral Radial]			
Pulse Strength [Bilateral Dorsalis Pedis]			
Pulse Strength [Bilateral Radial]			
Respiratory Rate	23 H	20	21 H
Respiratory Effort			
Respiratory Depth			
Respiratory Pattern			
Blood Pressure	139/39 H	135/41 H	134/43 H
Blood Pressure Mean	72	72	73
Blood Pressure Location			
Pulse Oximetry	100	100	100
O2 Delivery			
Oxygen Flow Rate			
FI02			
Sepsis Action Taken by Nursing			

Temperature	10/27/22 12:00	10/27/22 12:15	10/27/22 12:30
Temperature	100.0 F H		

Lyons, Kathleen A

Facility: Queen of the Valley Hospital **Location:** Q 1 Intensive Care Unit
 61 F 07/13/1961 **Med Rec Num:** MR01483046

Room-Bed: QI007-A
Visit: QH0054940416

Vital Signs - Continued

Temperature Source	Oral			
Pulse Rate	121 H	115 H	112 H	
Pulse Rhythm [Bilateral Dorsalis Pedis]				
Pulse Rhythm [Bilateral Radial]				
Pulse Strength [Bilateral Dorsalis Pedis]				
Pulse Strength [Bilateral Radial]				
Respiratory Rate	21 H	21 H	20	
Respiratory Effort				
Respiratory Depth				
Respiratory Pattern				
Blood Pressure	135/45 H	137/39 H	135/40 H	
Blood Pressure Mean	75	71	71	
Blood Pressure Location				
Pulse Oximetry	100	100	100	
O2 Delivery	Mechanical Ventilation			
Oxygen Flow Rate				
FI02	40			
Sepsis Action Taken by Nursing				

Temperature	10/27/22 12:45	10/27/22 13:00	10/27/22 13:15
Temperature Source			
Pulse Rate	116 H	109 H	122 H
Pulse Rhythm [Bilateral Dorsalis Pedis]			
Pulse Rhythm [Bilateral Radial]			
Pulse Strength [Bilateral Dorsalis Pedis]			
Pulse Strength [Bilateral Radial]			
Respiratory Rate	20	20	21 H
Respiratory Effort			
Respiratory Depth			
Respiratory Pattern			
Blood Pressure	136/38 H	129/41 H	139/43 H
Blood Pressure Mean	70	70	75
Blood Pressure Location			

Lyons, Kathleen A

Facility: Queen of the Valley Hospital **Location:** Q 1 Intensive Care Unit
 61 F 07/13/1961 **Med Rec Num:** MR01483046

Room-Bed: QI007-A
Visit: QH0054940416

Vital Signs - Continued

Pulse Oximetry	100	100	100
O2 Delivery		Mechanical Ventilation	
Oxygen Flow Rate		40	
FIO2			
Sepsis Action Taken by Nursing			

Temperature	10/27/22 13:30	10/27/22 13:45	10/27/22 14:00
Temperature Source			
Pulse Rate	117 H	108 H	135 H
Pulse Rhythm [Bilateral Dorsalis Pedis]			
Pulse Rhythm [Bilateral Radial]			
Pulse Strength [Bilateral Dorsalis Pedis]			
Pulse Strength [Bilateral Radial]			
Respiratory Rate	21 H	19	26 H
Respiratory Effort			
Respiratory Depth			
Respiratory Pattern			
Blood Pressure	135/39 H	138/40 H	135/45 H
Blood Pressure Mean	71	72	75
Blood Pressure Location			
Pulse Oximetry	100	100	100
O2 Delivery			Mechanical Ventilation
Oxygen Flow Rate			
FIO2			40
Sepsis Action Taken by Nursing			

Temperature	10/27/22 14:15	10/27/22 14:30	10/27/22 14:45
Temperature Source			
Pulse Rate	109 H	111 H	107 H

Lyons, Kathleen A

Facility: Queen of the Valley Hospital **Location:** Q 1 Intensive Care Unit
 61 F 07/13/1961 **Med Rec Num:** MR01483046

Room-Bed: QI007-A
Visit: QH0054940416

Vital Signs - Continued

Pulse Rhythm [Bilateral Dorsalis Pedis]			
Pulse Rhythm [Bilateral Radial]			
Pulse Strength [Bilateral Dorsalis Pedis]			
Pulse Strength [Bilateral Radial]			
Respiratory Rate	21 H	25 H	22 H
Respiratory Effort			
Respiratory Depth			
Respiratory Pattern			
Blood Pressure	125/39 H	130/49 H	135/40 H
Blood Pressure Mean	67	76	71
Blood Pressure Location			
Pulse Oximetry	100	100	100
O2 Delivery			
Oxygen Flow Rate			
FI02			
Sepsis Action Taken by Nursing			

Temperature	10/27/22	10/27/22	10/27/22
Temperature Source	15:00	15:15	15:30
Pulse Rate	111 H	110 H	103 H
Pulse Rhythm [Bilateral Dorsalis Pedis]			
Pulse Rhythm [Bilateral Radial]			
Pulse Strength [Bilateral Dorsalis Pedis]			
Pulse Strength [Bilateral Radial]			
Respiratory Rate	20	23 H	21 H
Respiratory Effort			
Respiratory Depth			
Respiratory Pattern			
Blood Pressure	137/39 H	137/52 H	131/38 H
Blood Pressure Mean	71	80	69
Blood Pressure Location			
Pulse Oximetry	100	99	99
O2 Delivery			
Mechanical Ventilation			

Lyons, Kathleen A

Facility: Queen of the Valley Hospital **Location:** Q 1 Intensive Care Unit
 61 F 07/13/1961 **Med Rec Num:** MR01483046

Room-Bed: QI007-A
Visit: QH0054940416

Vital Signs - Continued

Oxygen Flow Rate			
FI02	40		
Sepsis Action Taken by Nursing			

Temperature	10/27/22 16:00	10/27/22 16:00	10/27/22 15:45
Temperature Source			
Pulse Rate			102 H
Pulse Rhythm [Bilateral Dorsalis Pedis]		Regular	
Pulse Rhythm [Bilateral Radial]		Regular	
Pulse Strength [Bilateral Dorsalis Pedis]		Normal	
Pulse Strength [Bilateral Radial]		Normal	
Respiratory Rate			21 H
Respiratory Effort		Mechanically Ventilated	
Respiratory Depth		Normal	
Respiratory Pattern		Normal	
Blood Pressure			134/39 H
Blood Pressure Mean			70
Blood Pressure Location			
Pulse Oximetry			99
O2 Delivery			
Oxygen Flow Rate			
FI02	40		
Sepsis Action Taken by Nursing			

Temperature	10/27/22 16:00	10/27/22 16:15	10/27/22 13:35
Temperature Source	Temporal Artery Scan		
Pulse Rate	100	105 H	115 H
Pulse Rhythm [Bilateral Dorsalis Pedis]			
Pulse Rhythm [Bilateral Radial]			

Lyons, Kathleen A

Facility: Queen of the Valley Hospital **Location:** Q 1 Intensive Care Unit
 61 F 07/13/1961 **Med Rec Num:** MR01483046

Room-Bed: QI007-A
Visit: QH0054940416

Vital Signs - Continued

Pulse Strength [Bilateral Dorsalis Pedis]			
Pulse Strength [Bilateral Radial]			
Respiratory Rate	19	21 H	21 H
Respiratory Effort			
Respiratory Depth			
Respiratory Pattern			
Blood Pressure	124/43 H	131/48 H	135/39 H
Blood Pressure Mean	70	75	
Blood Pressure Location			
Pulse Oximetry	99	100	100
O2 Delivery			
Oxygen Flow Rate			
FI02	40		40
Sepsis Action Taken by Nursing			

Temperature	10/27/22 15:11	10/27/22 17:05	10/27/22 16:00
Temperature Source			
Pulse Rate	102 H	107 H	100
Pulse Rhythm [Bilateral Dorsalis Pedis]			
Pulse Rhythm [Bilateral Radial]			
Pulse Strength [Bilateral Dorsalis Pedis]			
Pulse Strength [Bilateral Radial]			
Respiratory Rate	21 H	21 H	
Respiratory Effort			
Respiratory Depth			
Respiratory Pattern			
Blood Pressure	137/39 H	121/40 H	
Blood Pressure Mean			
Blood Pressure Location			
Pulse Oximetry	99	100	
O2 Delivery			
Oxygen Flow Rate	40	30	
FI02			

Lyons, Kathleen A

Facility: Queen of the Valley Hospital **Location:** Q 1 Intensive Care Unit
 61 F 07/13/1961 **Med Rec Num:** MR01483046

Room-Bed: QI007-A
Visit: QH0054940416

Vital Signs - Continued

Sepsis Action Taken by Nursing

Temperature	10/27/22 16:30	10/27/22 16:45	10/27/22 17:00
Temperature Source			
Pulse Rate	113 H	103 H	93
Pulse Rhythm [Bilateral Dorsalis Pedis]			
Pulse Rhythm [Bilateral Radial]			
Pulse Strength [Bilateral Dorsalis Pedis]			
Pulse Strength [Bilateral Radial]			
Respiratory Rate	16	21 H	19
Respiratory Effort			
Respiratory Depth			
Respiratory Pattern			
Blood Pressure	138/40 H	135/44 H	121/40 H
Blood Pressure Mean	72	74	67
Blood Pressure Location			
Pulse Oximetry	99	100	100
O2 Delivery			
Oxygen Flow Rate			
FIO2			
Sepsis Action Taken by Nursing			

Temperature	10/27/22 17:15	10/27/22 17:30	10/27/22 17:45
Temperature Source			
Pulse Rate	108 H	105 H	99
Pulse Rhythm [Bilateral Dorsalis Pedis]			
Pulse Rhythm [Bilateral Radial]			
Pulse Strength [Bilateral Dorsalis Pedis]			
Pulse Strength [Bilateral Radial]			
Respiratory Rate	22 H	18	20
Respiratory Effort			

Lyons, Kathleen A

Facility: Queen of the Valley Hospital **Location:** Q 1 Intensive Care Unit
 61 F 07/13/1961 **Med Rec Num:** MR01483046

Room-Bed: QI007-A
Visit: QH0054940416

Vital Signs - Continued

Respiratory Depth			
Respiratory Pattern			
Blood Pressure	134/55 H	131/44 H	125/39 H
Blood Pressure Mean	81	73	67
Blood Pressure Location			
Pulse Oximetry	98	98	98
O2 Delivery			
Oxygen Flow Rate			
FI02			
Sepsis Action Taken by Nursing			

Temperature	10/27/22 18:00	10/27/22 19:59	10/27/22 20:55
Temperature Source			
Pulse Rate	98	98	110 H
Pulse Rhythm [Bilateral Dorsalis Pedis]			
Pulse Rhythm [Bilateral Radial]			
Pulse Strength [Bilateral Dorsalis Pedis]			
Pulse Strength [Bilateral Radial]			
Respiratory Rate	20	21 H	22 H
Respiratory Effort			
Respiratory Depth			
Respiratory Pattern			
Blood Pressure	122/40 H	112/39 L	134/40 H
Blood Pressure Mean	67		
Blood Pressure Location			
Pulse Oximetry	98	98	97
O2 Delivery			
Oxygen Flow Rate			
FI02		30	30
Sepsis Action Taken by Nursing			

	10/27/22 20:00	10/27/22 22:55	10/27/22 20:00
--	-------------------	-------------------	-------------------

Lyons, Kathleen A

Facility: Queen of the Valley Hospital **Location:** Q 1 Intensive Care Unit
 61 F 07/13/1961 **Med Rec Num:** MR01483046

Room-Bed: QI007-A
Visit: QH0054940416

Vital Signs - Continued

Temperature			
Temperature Source			
Pulse Rate		97	
Pulse Rhythm [Bilateral Dorsalis Pedis]			
Pulse Rhythm [Bilateral Radial]			
Pulse Strength [Bilateral Dorsalis Pedis]			
Pulse Strength [Bilateral Radial]			
Respiratory Rate		20	
Respiratory Effort			
Respiratory Depth			
Respiratory Pattern			
Blood Pressure		121/37 H	
Blood Pressure Mean			
Blood Pressure Location			
Pulse Oximetry		97	
O2 Delivery			
Oxygen Flow Rate	40	30	
FIO2			
Sepsis Action Taken by Nursing			No Action Required

Temperature	10/27/22	10/27/22	10/27/22
Temperature Source	20:00	20:00	23:59
Pulse Rate	85		
Pulse Rhythm [Bilateral Dorsalis Pedis]		Regular	
Pulse Rhythm [Bilateral Radial]		Regular	
Pulse Strength [Bilateral Dorsalis Pedis]		Normal	
Pulse Strength [Bilateral Radial]		Normal	
Respiratory Rate			
Respiratory Effort		Mechanically Ventilated	
Respiratory Depth		Normal	
Respiratory Pattern		Normal	
Blood Pressure			

Lyons, Kathleen A

Facility: Queen of the Valley Hospital **Location:** Q 1 Intensive Care Unit
 61 F 07/13/1961 **Med Rec Num:** MR01483046

Room-Bed: QI007-A
Visit: QH0054940416

Vital Signs - Continued

Blood Pressure Mean			
Blood Pressure Location			
Pulse Oximetry			
O2 Delivery			
Oxygen Flow Rate			
FI02			40
Sepsis Action Taken by Nursing			

Temperature	10/27/22 23:59	10/27/22 23:59	10/27/22 18:15
Temperature Source			
Pulse Rate		91	96
Pulse Rhythm [Bilateral Dorsalis Pedis]		Regular	
Pulse Rhythm [Bilateral Radial]		Regular	
Pulse Strength [Bilateral Dorsalis Pedis]		Normal	
Pulse Strength [Bilateral Radial]		Normal	
Respiratory Rate			22 H
Respiratory Effort		Mechanically Ventilated	
Respiratory Depth		Normal	
Respiratory Pattern		Normal	
Blood Pressure			121/41 H
Blood Pressure Mean			67
Blood Pressure Location			
Pulse Oximetry			98
O2 Delivery			
Oxygen Flow Rate			
FI02			
Sepsis Action Taken by Nursing			

Temperature	10/27/22 18:30	10/27/22 18:45	10/27/22 19:00
Temperature Source			

Lyons, Kathleen A

Facility: Queen of the Valley Hospital **Location:** Q 1 Intensive Care Unit
 61 F 07/13/1961 **Med Rec Num:** MR01483046

Room-Bed: QI007-A
Visit: QH0054940416

Vital Signs - Continued

Pulse Rate	92	102 H	105 H
Pulse Rhythm [Bilateral Dorsalis Pedis]			
Pulse Rhythm [Bilateral Radial]			
Pulse Strength [Bilateral Dorsalis Pedis]			
Pulse Strength [Bilateral Radial]			
Respiratory Rate	19	23 H	22 H
Respiratory Effort			
Respiratory Depth			
Respiratory Pattern			
Blood Pressure	118/42 L	128/43 H	123/40 H
Blood Pressure Mean	67	71	67
Blood Pressure Location			
Pulse Oximetry	98	98	97
O2 Delivery			
Oxygen Flow Rate			
FI02			
Sepsis Action Taken by Nursing			

Temperature	10/27/22 19:15	10/27/22 19:30	10/27/22 19:45
Temperature Source			
Pulse Rate	94	91	88
Pulse Rhythm [Bilateral Dorsalis Pedis]			
Pulse Rhythm [Bilateral Radial]			
Pulse Strength [Bilateral Dorsalis Pedis]			
Pulse Strength [Bilateral Radial]			
Respiratory Rate	19	19	19
Respiratory Effort			
Respiratory Depth			
Respiratory Pattern			
Blood Pressure	125/43 H	121/42 H	111/40 L
Blood Pressure Mean	70	68	63
Blood Pressure Location			
Pulse Oximetry	98	98	98
O2 Delivery			

Lyons, Kathleen A

Facility: Queen of the Valley Hospital **Location:** Q 1 Intensive Care Unit
 61 F 07/13/1961 **Med Rec Num:** MR01483046

Room-Bed: QI007-A
Visit: QH0054940416

Vital Signs - Continued

Oxygen Flow Rate				
FI02				
Sepsis Action Taken by Nursing				

Temperature	10/27/22 20:00	10/27/22 20:15	10/27/22 20:30
Temperature Source	Temporal Artery Scan		
Pulse Rate	87	111 H	100
Pulse Rhythm [Bilateral Dorsalis Pedis]			
Pulse Rhythm [Bilateral Radial]			
Pulse Strength [Bilateral Dorsalis Pedis]			
Pulse Strength [Bilateral Radial]			
Respiratory Rate	18	27 H	25 H
Respiratory Effort			
Respiratory Depth			
Respiratory Pattern			
Blood Pressure	112/39 L	130/40 H	123/49 H
Blood Pressure Mean	63	70	73
Blood Pressure Location			
Pulse Oximetry	98	98	97
O2 Delivery			
Oxygen Flow Rate			
FI02			
Sepsis Action Taken by Nursing			

Temperature	10/27/22 20:45	10/27/22 21:00	10/27/22 21:15
Temperature Source			
Pulse Rate	96	100	114 H
Pulse Rhythm [Bilateral Dorsalis Pedis]			
Pulse Rhythm [Bilateral Radial]			
Pulse Strength [Bilateral Dorsalis Pedis]			

Lyons, Kathleen A

Facility: Queen of the Valley Hospital **Location:** Q 1 Intensive Care Unit
 61 F 07/13/1961 **Med Rec Num:** MR01483046

Room-Bed: QI007-A
Visit: QH0054940416

Vital Signs - Continued

Pulse Strength [Bilateral Radial]			
Respiratory Rate	21 H	24 H	23 H
Respiratory Effort			
Respiratory Depth			
Respiratory Pattern			
Blood Pressure	132/40 H	123/47 H	127/41 H
Blood Pressure Mean	70	72	69
Blood Pressure Location			
Pulse Oximetry	97	97	97
O2 Delivery			
Oxygen Flow Rate			
FIO2			
Sepsis Action Taken by Nursing			

Temperature	10/27/22 21:30	10/27/22 21:45	10/27/22 22:00
Temperature Source			
Pulse Rate	100	114 H	105 H
Pulse Rhythm [Bilateral Dorsalis Pedis]			
Pulse Rhythm [Bilateral Radial]			
Pulse Strength [Bilateral Dorsalis Pedis]			
Pulse Strength [Bilateral Radial]			
Respiratory Rate	19	24 H	21 H
Respiratory Effort			
Respiratory Depth			
Respiratory Pattern			
Blood Pressure	129/46 H	127/43 H	128/41 H
Blood Pressure Mean	73	71	70
Blood Pressure Location			
Pulse Oximetry	97	97	97
O2 Delivery			
Oxygen Flow Rate			
FIO2			
Sepsis Action Taken by Nursing			

Lyons, Kathleen A

Facility: Queen of the Valley Hospital **Location:** Q 1 Intensive Care Unit
 61 F 07/13/1961 **Med Rec Num:** MR01483046

Room-Bed: QI007-A
Visit: QH0054940416

Vital Signs - Continued

Temperature	10/27/22 22:15	10/27/22 22:24	10/27/22 22:30
Temperature Source			
Pulse Rate	101 H	116 H	97
Pulse Rhythm [Bilateral Dorsalis Pedis]			
Pulse Rhythm [Bilateral Radial]			
Pulse Strength [Bilateral Dorsalis Pedis]			
Pulse Strength [Bilateral Radial]			
Respiratory Rate	23 H	17	24 H
Respiratory Effort			
Respiratory Depth			
Respiratory Pattern			
Blood Pressure	129/39 H	133/38 H	124/37 H
Blood Pressure Mean	69	59	66
Blood Pressure Location			
Pulse Oximetry	97		96
O2 Delivery			
Oxygen Flow Rate			
FI02			
Sepsis Action Taken by Nursing			
Temperature	10/27/22 22:45	10/27/22 23:00	10/27/22 23:15
Temperature Source			
Pulse Rate	100	92	98
Pulse Rhythm [Bilateral Dorsalis Pedis]			
Pulse Rhythm [Bilateral Radial]			
Pulse Strength [Bilateral Dorsalis Pedis]			
Pulse Strength [Bilateral Radial]			
Respiratory Rate	21 H	19	13
Respiratory Effort			
Respiratory Depth			
Respiratory Pattern			

Lyons, Kathleen A

Facility: Queen of the Valley Hospital **Location:** Q 1 Intensive Care Unit
 61 F 07/13/1961 **Med Rec Num:** MR01483046

Room-Bed: QI007-A
Visit: QH0054940416

Vital Signs - Continued

Blood Pressure	121/37 H	118/39 L	124/42 H
Blood Pressure Mean	65	65	69
Blood Pressure Location			
Pulse Oximetry	97	97	97
O2 Delivery			
Oxygen Flow Rate			
FIO2			
Sepsis Action Taken by Nursing			

Temperature	10/27/22 23:30	10/27/22 23:45	10/28/22 00:00
Temperature Source			Temporal Artery Scan
Pulse Rate	102 H	121 H	101 H
Pulse Rhythm [Bilateral Dorsalis Pedis]			
Pulse Rhythm [Bilateral Radial]			
Pulse Strength [Bilateral Dorsalis Pedis]			
Pulse Strength [Bilateral Radial]			
Respiratory Rate	19	22 H	21 H
Respiratory Effort			
Respiratory Depth			
Respiratory Pattern			
Blood Pressure	124/39 H	125/52 H	118/38 L
Blood Pressure Mean	67	76	64
Blood Pressure Location			
Pulse Oximetry	96	96	98
O2 Delivery			
Oxygen Flow Rate			
FIO2			
Sepsis Action Taken by Nursing			

Temperature	10/28/22 00:04	10/28/22 00:15	10/28/22 00:30
-------------	-------------------	-------------------	-------------------

Lyons, Kathleen A

Facility: Queen of the Valley Hospital **Location:** Q 1 Intensive Care Unit
 61 F 07/13/1961 **Med Rec Num:** MR01483046

Room-Bed: QI007-A
Visit: QH0054940416

Vital Signs - Continued

Temperature Source			
Pulse Rate	91	101 H	94
Pulse Rhythm [Bilateral Dorsalis Pedis]			
Pulse Rhythm [Bilateral Radial]			
Pulse Strength [Bilateral Dorsalis Pedis]			
Pulse Strength [Bilateral Radial]			
Respiratory Rate	17	17	21 H
Respiratory Effort			
Respiratory Depth			
Respiratory Pattern			
Blood Pressure	120/40 L	122/41 H	117/44 L
Blood Pressure Mean	58	68	68
Blood Pressure Location			
Pulse Oximetry	98	96	96
O2 Delivery			
Oxygen Flow Rate			
FI02			
Sepsis Action Taken by Nursing			

Temperature	10/28/22	10/28/22	10/28/22
Temperature Source	00:45	01:21	04:00
Pulse Rate	103 H	88	
Pulse Rhythm [Bilateral Dorsalis Pedis]			
Pulse Rhythm [Bilateral Radial]			
Pulse Strength [Bilateral Dorsalis Pedis]			
Pulse Strength [Bilateral Radial]			
Respiratory Rate	18	17	
Respiratory Effort			
Respiratory Depth			
Respiratory Pattern			
Blood Pressure	115/51 L	135/44 H	
Blood Pressure Mean	72		
Blood Pressure Location			
Pulse Oximetry	96	97	

Lyons, Kathleen A

Facility: Queen of the Valley Hospital **Location:** Q 1 Intensive Care Unit
 61 F 07/13/1961 **Med Rec Num:** MR01483046

Room-Bed: QI007-A
Visit: QH0054940416

Vital Signs - Continued

O2 Delivery			
Oxygen Flow Rate			
FI02		30	40
Sepsis Action Taken by Nursing			

Temperature		10/28/22 04:00	10/28/22 04:00	10/28/22 01:00
Temperature Source				
Pulse Rate			107 H	91
Pulse Rhythm [Bilateral Dorsalis Pedis]		Regular		
Pulse Rhythm [Bilateral Radial]		Regular		
Pulse Strength [Bilateral Dorsalis Pedis]		Normal		
Pulse Strength [Bilateral Radial]		Normal		
Respiratory Rate				17
Respiratory Effort		Mechanically Ventilated		
Respiratory Depth		Normal		
Respiratory Pattern		Normal		
Blood Pressure				118/43 L
Blood Pressure Mean				68
Blood Pressure Location				
Pulse Oximetry				96
O2 Delivery				
Oxygen Flow Rate				
FI02				
Sepsis Action Taken by Nursing				

Temperature		10/28/22 01:15	10/28/22 01:30	10/28/22 01:45
Temperature Source				
Pulse Rate		93	85	95
Pulse Rhythm [Bilateral Dorsalis Pedis]				
Pulse Rhythm [Bilateral Radial]				

Lyons, Kathleen A

Facility: Queen of the Valley Hospital **Location:** Q 1 Intensive Care Unit
 61 F 07/13/1961 **Med Rec Num:** MR01483046

Room-Bed: QI007-A
Visit: QH0054940416

Vital Signs - Continued

Pulse Strength [Bilateral Dorsalis Pedis]			
Pulse Strength [Bilateral Radial]			
Respiratory Rate	17	18	18
Respiratory Effort			
Respiratory Depth			
Respiratory Pattern			
Blood Pressure	135/44 H	132/47 H	136/55 H
Blood Pressure Mean	74	75	82
Blood Pressure Location			
Pulse Oximetry	96	97	97
O2 Delivery			
Oxygen Flow Rate			
FI02			
Sepsis Action Taken by Nursing			

Temperature	10/28/22 02:00	10/28/22 02:15	10/28/22 02:29
Temperature Source			
Pulse Rate	97	102 H	99
Pulse Rhythm [Bilateral Dorsalis Pedis]			
Pulse Rhythm [Bilateral Radial]			
Pulse Strength [Bilateral Dorsalis Pedis]			
Pulse Strength [Bilateral Radial]			
Respiratory Rate	19	20	19
Respiratory Effort			
Respiratory Depth			
Respiratory Pattern			
Blood Pressure	139/48 H	148/54 H	145/46 H
Blood Pressure Mean	78	85	67
Blood Pressure Location			
Pulse Oximetry	97	95	97
O2 Delivery			
Oxygen Flow Rate			
FI02			
Sepsis Action Taken by Nursing			

Lyons, Kathleen A

Facility: Queen of the Valley Hospital **Location:** Q 1 Intensive Care Unit
 61 F 07/13/1961 **Med Rec Num:** MR01483046

Room-Bed: QI007-A
Visit: QH0054940416

Vital Signs - Continued

Temperature	10/28/22 02:30	10/28/22 02:45	10/28/22 03:20
Temperature Source			
Pulse Rate	107 H	103 H	93
Pulse Rhythm [Bilateral Dorsalis Pedis]			
Pulse Rhythm [Bilateral Radial]			
Pulse Strength [Bilateral Dorsalis Pedis]			
Pulse Strength [Bilateral Radial]			
Respiratory Rate	21 H	17	18
Respiratory Effort			
Respiratory Depth			
Respiratory Pattern			
Blood Pressure	136/40 H	131/54 H	124/38 H
Blood Pressure Mean	72	79	
Blood Pressure Location			
Pulse Oximetry	97	95	98
O2 Delivery			
Oxygen Flow Rate			
FI02			30
Sepsis Action Taken by Nursing			
Temperature	10/28/22 05:00	10/28/22 03:00	10/28/22 03:15
Temperature Source			
Pulse Rate	107 H	100	96
Pulse Rhythm [Bilateral Dorsalis Pedis]			
Pulse Rhythm [Bilateral Radial]			
Pulse Strength [Bilateral Dorsalis Pedis]			
Pulse Strength [Bilateral Radial]			
Respiratory Rate	25 H	18	18
Respiratory Effort			
Respiratory Depth			
Respiratory Pattern			

Lyons, Kathleen A

Facility: Queen of the Valley Hospital **Location:** Q 1 Intensive Care Unit
 61 F 07/13/1961 **Med Rec Num:** MR01483046

Room-Bed: QI007-A
Visit: QH0054940416

Vital Signs - Continued

Blood Pressure	128/41 H	124/48 H	124/38 H
Blood Pressure Mean		73	66
Blood Pressure Location			
Pulse Oximetry	97	98	98
O2 Delivery			
Oxygen Flow Rate			
FI02	30		
Sepsis Action Taken by Nursing			

Temperature	10/28/22 03:30	10/28/22 03:45	10/28/22 04:00
Temperature Source			
Pulse Rate	85	95	97
Pulse Rhythm [Bilateral Dorsalis Pedis]			
Pulse Rhythm [Bilateral Radial]			
Pulse Strength [Bilateral Dorsalis Pedis]			
Pulse Strength [Bilateral Radial]			
Respiratory Rate	20	17	19
Respiratory Effort			
Respiratory Depth			
Respiratory Pattern			
Blood Pressure	116/48 L	112/37 L	125/40 H
Blood Pressure Mean	70	62	68
Blood Pressure Location			
Pulse Oximetry	98	98	98
O2 Delivery			
Oxygen Flow Rate			
FI02			
Sepsis Action Taken by Nursing			

Temperature	10/28/22 04:15	10/28/22 04:30	10/28/22 04:45
Temperature Source			

Lyons, Kathleen A

Facility: Queen of the Valley Hospital **Location:** Q 1 Intensive Care Unit
 61 F 07/13/1961 **Med Rec Num:** MR01483046

Room-Bed: QI007-A
Visit: QH0054940416

Vital Signs - Continued

Pulse Rate	87	79	78
Pulse Rhythm [Bilateral Dorsalis Pedis]			
Pulse Rhythm [Bilateral Radial]			
Pulse Strength [Bilateral Dorsalis Pedis]			
Pulse Strength [Bilateral Radial]			
Respiratory Rate	20	17	16
Respiratory Effort			
Respiratory Depth			
Respiratory Pattern			
Blood Pressure	120/40 L	112/39 L	109/42 L
Blood Pressure Mean	66	63	64
Blood Pressure Location			
Pulse Oximetry	97	98	97
O2 Delivery			
Oxygen Flow Rate			
FI02			
Sepsis Action Taken by Nursing			

Temperature	10/28/22 04:49	10/28/22 05:00	10/28/22 05:15
Temperature Source			
Pulse Rate	98	90	92
Pulse Rhythm [Bilateral Dorsalis Pedis]			
Pulse Rhythm [Bilateral Radial]			
Pulse Strength [Bilateral Dorsalis Pedis]			
Pulse Strength [Bilateral Radial]			
Respiratory Rate	19	17	21 H
Respiratory Effort			
Respiratory Depth			
Respiratory Pattern			
Blood Pressure	128/43 H	128/41 H	129/45 H
Blood Pressure Mean	64	70	73
Blood Pressure Location			
Pulse Oximetry	98	97	97
O2 Delivery			

Lyons, Kathleen A

Facility: Queen of the Valley Hospital **Location:** Q 1 Intensive Care Unit
 61 F 07/13/1961 **Med Rec Num:** MR01483046

Room-Bed: QI007-A
Visit: QH0054940416

Vital Signs - Continued

Oxygen Flow Rate			
FI02			
Sepsis Action Taken by Nursing			

Temperature	10/28/22 05:30	10/28/22 05:45	10/28/22 06:00
Temperature Source			
Pulse Rate	89	110 H	90
Pulse Rhythm [Bilateral Dorsalis Pedis]			
Pulse Rhythm [Bilateral Radial]			
Pulse Strength [Bilateral Dorsalis Pedis]			
Pulse Strength [Bilateral Radial]			
Respiratory Rate	22 H	21 H	20
Respiratory Effort			
Respiratory Depth			
Respiratory Pattern			
Blood Pressure	126/47 H	136/42 H	130/42 H
Blood Pressure Mean	73	73	71
Blood Pressure Location			
Pulse Oximetry	98	97	97
O2 Delivery			
Oxygen Flow Rate			
FI02			
Sepsis Action Taken by Nursing			

Temperature	10/28/22 06:15	10/28/22 06:30	10/28/22 07:32
Temperature Source			
Pulse Rate	73	79	72
Pulse Rhythm [Bilateral Dorsalis Pedis]			
Pulse Rhythm [Bilateral Radial]			
Pulse Strength [Bilateral Dorsalis Pedis]			
Pulse Strength [Bilateral Radial]			

Lyons, Kathleen A

Facility: Queen of the Valley Hospital **Location:** Q 1 Intensive Care Unit
 61 F 07/13/1961 **Med Rec Num:** MR01483046

Room-Bed: QI007-A
Visit: QH0054940416

Vital Signs - Continued

Respiratory Rate	17	19	18
Respiratory Effort			
Respiratory Depth			
Respiratory Pattern			
Blood Pressure	112/38 L	116/40 L	110/41 L
Blood Pressure Mean	62	65	
Blood Pressure Location			
Pulse Oximetry	97	98	98
O2 Delivery			
Oxygen Flow Rate			
FI02			30
Sepsis Action Taken by Nursing			

Temperature	10/28/22 06:45	10/28/22 07:00	10/28/22 07:15
Temperature Source			
Pulse Rate	81	88	96
Pulse Rhythm [Bilateral Dorsalis Pedis]			
Pulse Rhythm [Bilateral Radial]			
Pulse Strength [Bilateral Dorsalis Pedis]			
Pulse Strength [Bilateral Radial]			
Respiratory Rate	17	20	18
Respiratory Effort			
Respiratory Depth			
Respiratory Pattern			
Blood Pressure	114/40 L	124/43 H	121/42 H
Blood Pressure Mean	64	70	68
Blood Pressure Location			
Pulse Oximetry	97	97	98
O2 Delivery			
Oxygen Flow Rate			
FI02			
Sepsis Action Taken by Nursing			

Lyons, Kathleen A

Facility: Queen of the Valley Hospital **Location:** Q 1 Intensive Care Unit
 61 F 07/13/1961 **Med Rec Num:** MR01483046

Room-Bed: QI007-A
Visit: QH0054940416

Vital Signs - Continued

	10/28/22 07:30	10/28/22 07:45	10/28/22 08:00
Temperature			
Temperature Source			
Pulse Rate	78	79	
Pulse Rhythm [Bilateral Dorsalis Pedis]			
Pulse Rhythm [Bilateral Radial]			
Pulse Strength [Bilateral Dorsalis Pedis]			
Pulse Strength [Bilateral Radial]			
Respiratory Rate	18	23 H	
Respiratory Effort			
Respiratory Depth			
Respiratory Pattern			
Blood Pressure	110/41 L	114/38 L	
Blood Pressure Mean	64	63	
Blood Pressure Location			
Pulse Oximetry	97	97	
O2 Delivery			
Oxygen Flow Rate			
FI02			30
Sepsis Action Taken by Nursing			

Temperature	10/28/22 08:00	10/28/22 08:00	10/28/22 08:00
Temperature Source			
Pulse Rate			83
Pulse Rhythm [Bilateral Dorsalis Pedis]		Regular	
Pulse Rhythm [Bilateral Radial]		Regular	
Pulse Strength [Bilateral Dorsalis Pedis]		Normal	
Pulse Strength [Bilateral Radial]		Normal	
Respiratory Rate			
Respiratory Effort		Mechanically Ventilated	
Respiratory Depth		Normal	

Lyons, Kathleen A

Facility: Queen of the Valley Hospital **Location:** Q 1 Intensive Care Unit
 61 F 07/13/1961 **Med Rec Num:** MR01483046

Room-Bed: QI007-A
Visit: QH0054940416

Vital Signs - Continued

Respiratory Pattern		Normal	
Blood Pressure			
Blood Pressure Mean			
Blood Pressure Location			
Pulse Oximetry			
O2 Delivery			
Oxygen Flow Rate			
FI02			
Sepsis Action Taken by Nursing	No Action Required		

Temperature	10/28/22 08:00	10/28/22 08:15	10/28/22 08:30
Temperature Source	97.5 F L		
Pulse Rate	82	77	76
Pulse Rhythm [Bilateral Dorsalis Pedis]			
Pulse Rhythm [Bilateral Radial]			
Pulse Strength [Bilateral Dorsalis Pedis]			
Pulse Strength [Bilateral Radial]			
Respiratory Rate	19	18	18
Respiratory Effort			
Respiratory Depth			
Respiratory Pattern			
Blood Pressure	120/41 L	115/40 L	116/38 L
Blood Pressure Mean	67	65	64
Blood Pressure Location			
Pulse Oximetry	97	98	97
O2 Delivery			
Oxygen Flow Rate			
FI02			
Sepsis Action Taken by Nursing			

	10/28/22 08:45	10/28/22 09:00	10/28/22 09:15
--	-------------------	-------------------	-------------------

Lyons, Kathleen A

Facility: Queen of the Valley Hospital **Location:** Q 1 Intensive Care Unit
 61 F 07/13/1961 **Med Rec Num:** MR01483046

Room-Bed: QI007-A
Visit: QH0054940416

Vital Signs - Continued

Temperature			
Temperature Source			
Pulse Rate	72	80	77
Pulse Rhythm [Bilateral Dorsalis Pedis]			
Pulse Rhythm [Bilateral Radial]			
Pulse Strength [Bilateral Dorsalis Pedis]			
Pulse Strength [Bilateral Radial]			
Respiratory Rate	17	17	18
Respiratory Effort			
Respiratory Depth			
Respiratory Pattern			
Blood Pressure	111/40 L	121/42 H	118/41 L
Blood Pressure Mean	63	68	66
Blood Pressure Location			
Pulse Oximetry	97	97	97
O2 Delivery			
Oxygen Flow Rate			
FI02			
Sepsis Action Taken by Nursing			

Temperature	10/28/22	10/28/22	10/28/22
Temperature Source	09:30	09:45	10:00
Pulse Rate	83	71	76
Pulse Rhythm [Bilateral Dorsalis Pedis]			
Pulse Rhythm [Bilateral Radial]			
Pulse Strength [Bilateral Dorsalis Pedis]			
Pulse Strength [Bilateral Radial]			
Respiratory Rate	18	17	19
Respiratory Effort			
Respiratory Depth			
Respiratory Pattern			
Blood Pressure	119/46 L	111/48 L	119/42 L
Blood Pressure Mean	70	69	67
Blood Pressure Location			

Lyons, Kathleen A

Facility: Queen of the Valley Hospital **Location:** Q 1 Intensive Care Unit
 61 F 07/13/1961 **Med Rec Num:** MR01483046

Room-Bed: QI007-A
Visit: QH0054940416

Vital Signs - Continued

Pulse Oximetry	98	97	97
O2 Delivery			
Oxygen Flow Rate			
FIO2			
Sepsis Action Taken by Nursing			

Temperature	10/28/22 12:00	10/28/22 12:00	10/28/22 11:00
Temperature Source			
Pulse Rate			85
Pulse Rhythm [Bilateral Dorsalis Pedis]	Regular		
Pulse Rhythm [Bilateral Radial]	Regular		
Pulse Strength [Bilateral Dorsalis Pedis]	Normal		
Pulse Strength [Bilateral Radial]	Normal		
Respiratory Rate			20
Respiratory Effort	Mechanically Ventilated		
Respiratory Depth	Normal		
Respiratory Pattern	Normal		
Blood Pressure			116/36 L
Blood Pressure Mean			
Blood Pressure Location			
Pulse Oximetry			98
O2 Delivery			
Oxygen Flow Rate			
FIO2		30	30
Sepsis Action Taken by Nursing			

Temperature	10/28/22 10:15	10/28/22 10:30	10/28/22 10:45
Temperature Source			
Pulse Rate	74	78	83
Pulse Rhythm [Bilateral Dorsalis Pedis]			

Lyons, Kathleen A

Facility: Queen of the Valley Hospital **Location:** Q 1 Intensive Care Unit
 61 F 07/13/1961 **Med Rec Num:** MR01483046

Room-Bed: QI007-A
Visit: QH0054940416

Vital Signs - Continued

Pulse Rhythm [Bilateral Radial]			
Pulse Strength [Bilateral Dorsalis Pedis]			
Pulse Strength [Bilateral Radial]			
Respiratory Rate	17	18	19
Respiratory Effort			
Respiratory Depth			
Respiratory Pattern			
Blood Pressure	118/42 L	116/36 L	121/46 H
Blood Pressure Mean	67	62	71
Blood Pressure Location			
Pulse Oximetry	97	97	97
O2 Delivery			
Oxygen Flow Rate			
FI02			
Sepsis Action Taken by Nursing			

	10/28/22 11:00	10/28/22 11:15	10/28/22 11:30
Temperature			
Temperature Source			
Pulse Rate	89	83	80
Pulse Rhythm [Bilateral Dorsalis Pedis]			
Pulse Rhythm [Bilateral Radial]			
Pulse Strength [Bilateral Dorsalis Pedis]			
Pulse Strength [Bilateral Radial]			
Respiratory Rate	19	22 H	19
Respiratory Effort			
Respiratory Depth			
Respiratory Pattern			
Blood Pressure	127/41 H	116/39 L	117/37 L
Blood Pressure Mean	69	64	63
Blood Pressure Location			
Pulse Oximetry	96		97
O2 Delivery			
Oxygen Flow Rate			
FI02			

Lyons, Kathleen A

Facility: Queen of the Valley Hospital **Location:** Q 1 Intensive Care Unit
 61 F 07/13/1961 **Med Rec Num:** MR01483046

Room-Bed: QI007-A
Visit: QH0054940416

Vital Signs - Continued

Sepsis Action Taken by Nursing

Temperature	10/28/22 11:45	10/28/22 12:00	10/28/22 12:15
Temperature Source		98.2 F	
Pulse Rate	78	72	76
Pulse Rhythm [Bilateral Dorsalis Pedis]			
Pulse Rhythm [Bilateral Radial]			
Pulse Strength [Bilateral Dorsalis Pedis]			
Pulse Strength [Bilateral Radial]			
Respiratory Rate	25 H	17	19
Respiratory Effort			
Respiratory Depth			
Respiratory Pattern			
Blood Pressure	115/41 L	106/45 L	120/37 L
Blood Pressure Mean	65	65	64
Blood Pressure Location			
Pulse Oximetry	97	97	96
O2 Delivery			
Oxygen Flow Rate			
FIO2			
Sepsis Action Taken by Nursing			

Temperature	10/28/22 12:30	10/28/22 12:45	10/28/22 13:00
Temperature Source			
Pulse Rate	86	79	85
Pulse Rhythm [Bilateral Dorsalis Pedis]			
Pulse Rhythm [Bilateral Radial]			
Pulse Strength [Bilateral Dorsalis Pedis]			
Pulse Strength [Bilateral Radial]			
Respiratory Rate	20	17	20
Respiratory Effort			

Lyons, Kathleen A

Facility: Queen of the Valley Hospital **Location:** Q 1 Intensive Care Unit
 61 F 07/13/1961 **Med Rec Num:** MR01483046

Room-Bed: QI007-A
Visit: QH0054940416

Vital Signs - Continued

Respiratory Depth			
Respiratory Pattern			
Blood Pressure	127/45 H	122/42 H	130/46 H
Blood Pressure Mean	72	68	74
Blood Pressure Location			
Pulse Oximetry	97	97	97
O2 Delivery			
Oxygen Flow Rate			
FI02			
Sepsis Action Taken by Nursing			

Temperature	10/28/22 12:00	10/28/22 13:15	10/28/22 13:30
Temperature Source			
Pulse Rate	72	75	79
Pulse Rhythm [Bilateral Dorsalis Pedis]			
Pulse Rhythm [Bilateral Radial]			
Pulse Strength [Bilateral Dorsalis Pedis]			
Pulse Strength [Bilateral Radial]			
Respiratory Rate		17	16
Respiratory Effort			
Respiratory Depth			
Respiratory Pattern			
Blood Pressure		116/40 L	127/39 H
Blood Pressure Mean		65	68
Blood Pressure Location			
Pulse Oximetry		97	98
O2 Delivery			
Oxygen Flow Rate			
FI02			
Sepsis Action Taken by Nursing			

	10/28/22 13:45	10/28/22 14:00	10/28/22 14:15
--	-------------------	-------------------	-------------------

Lyons, Kathleen A

Facility: Queen of the Valley Hospital **Location:** Q 1 Intensive Care Unit
 61 F 07/13/1961 **Med Rec Num:** MR01483046

Room-Bed: QI007-A
Visit: QH0054940416

Vital Signs - Continued

Temperature			
Temperature Source			
Pulse Rate	72	75	81
Pulse Rhythm [Bilateral Dorsalis Pedis]			
Pulse Rhythm [Bilateral Radial]			
Pulse Strength [Bilateral Dorsalis Pedis]			
Pulse Strength [Bilateral Radial]			
Respiratory Rate	17	19	16
Respiratory Effort			
Respiratory Depth			
Respiratory Pattern			
Blood Pressure	111/45 L	116/45 L	125/43 H
Blood Pressure Mean	67	68	70
Blood Pressure Location			
Pulse Oximetry	97	97	97
O2 Delivery			
Oxygen Flow Rate			
FI02			
Sepsis Action Taken by Nursing			

Temperature	10/28/22	10/28/22	10/28/22
Temperature Source	14:30	14:45	15:00
Pulse Rate	85	84	95
Pulse Rhythm [Bilateral Dorsalis Pedis]			
Pulse Rhythm [Bilateral Radial]			
Pulse Strength [Bilateral Dorsalis Pedis]			
Pulse Strength [Bilateral Radial]			
Respiratory Rate	18	16	17
Respiratory Effort			
Respiratory Depth			
Respiratory Pattern			
Blood Pressure	127/43 H	128/44 H	132/41 H
Blood Pressure Mean	71	72	71
Blood Pressure Location			

Lyons, Kathleen A

Facility: Queen of the Valley Hospital **Location:** Q 1 Intensive Care Unit
 61 F 07/13/1961 **Med Rec Num:** MR01483046

Room-Bed: QI007-A
Visit: QH0054940416

Vital Signs - Continued

Pulse Oximetry	97	97	97
O2 Delivery			
Oxygen Flow Rate			
FIO2			
Sepsis Action Taken by Nursing			

Temperature	10/28/22 15:15	10/28/22 16:00	10/28/22 16:00
Temperature Source			
Pulse Rate	100		
Pulse Rhythm [Bilateral Dorsalis Pedis]			Regular
Pulse Rhythm [Bilateral Radial]			Regular
Pulse Strength [Bilateral Dorsalis Pedis]			Normal
Pulse Strength [Bilateral Radial]			Normal
Respiratory Rate	23 H		Mechanically Ventilated
Respiratory Effort			
Respiratory Depth			Normal
Respiratory Pattern			Normal
Blood Pressure	132/41 H		
Blood Pressure Mean			
Blood Pressure Location			
Pulse Oximetry	97		
O2 Delivery			
Oxygen Flow Rate			
FIO2	30	30	
Sepsis Action Taken by Nursing			

Temperature	10/28/22 16:00	10/28/22 15:15	10/28/22 15:30
Temperature Source			
Pulse Rate	76	107 H	74
Pulse Rhythm [Bilateral Dorsalis Pedis]			

Lyons, Kathleen A

Facility: Queen of the Valley Hospital **Location:** Q 1 Intensive Care Unit
 61 F 07/13/1961 **Med Rec Num:** MR01483046

Room-Bed: QI007-A
Visit: QH0054940416

Vital Signs - Continued

Pulse Rhythm [Bilateral Radial]			
Pulse Strength [Bilateral Dorsalis Pedis]			
Pulse Strength [Bilateral Radial]			
Respiratory Rate		24 H	18
Respiratory Effort			
Respiratory Depth			
Respiratory Pattern			
Blood Pressure		151/49 H	122/38 H
Blood Pressure Mean		83	66
Blood Pressure Location			
Pulse Oximetry		100	98
O2 Delivery			
Oxygen Flow Rate			
FI02			
Sepsis Action Taken by Nursing			

	10/28/22 15:45	10/28/22 16:00	10/28/22 16:15
Temperature		98.1 F	
Temperature Source			
Pulse Rate	96	80	79
Pulse Rhythm [Bilateral Dorsalis Pedis]			
Pulse Rhythm [Bilateral Radial]			
Pulse Strength [Bilateral Dorsalis Pedis]			
Pulse Strength [Bilateral Radial]			
Respiratory Rate	19	19	17
Respiratory Effort			
Respiratory Depth			
Respiratory Pattern			
Blood Pressure	129/47 H	126/48 H	118/43 L
Blood Pressure Mean	74	74	68
Blood Pressure Location			
Pulse Oximetry	97	98	97
O2 Delivery			
Oxygen Flow Rate			
FI02			

Lyons, Kathleen A

Facility: Queen of the Valley Hospital **Location:** Q 1 Intensive Care Unit
 61 F 07/13/1961 **Med Rec Num:** MR01483046

Room-Bed: QI007-A
Visit: QH0054940416

Vital Signs - Continued

Sepsis Action Taken by Nursing

Temperature	10/28/22 16:30	10/28/22 16:45	10/28/22 17:00
Temperature Source			
Pulse Rate	108 H	75	95
Pulse Rhythm [Bilateral Dorsalis Pedis]			
Pulse Rhythm [Bilateral Radial]			
Pulse Strength [Bilateral Dorsalis Pedis]			
Pulse Strength [Bilateral Radial]			
Respiratory Rate	16	17	20
Respiratory Effort			
Respiratory Depth			
Respiratory Pattern			
Blood Pressure	122/47 H	123/41 H	132/47 H
Blood Pressure Mean	72	68	75
Blood Pressure Location			
Pulse Oximetry	97	97	97
O2 Delivery			
Oxygen Flow Rate			
FIO2			
Sepsis Action Taken by Nursing			

Temperature	10/28/22 17:15	10/28/22 17:30	10/28/22 17:45
Temperature Source			
Pulse Rate	77	91	100
Pulse Rhythm [Bilateral Dorsalis Pedis]			
Pulse Rhythm [Bilateral Radial]			
Pulse Strength [Bilateral Dorsalis Pedis]			
Pulse Strength [Bilateral Radial]			
Respiratory Rate	17	19	22 H
Respiratory Effort			

Lyons, Kathleen A

Facility: Queen of the Valley Hospital **Location:** Q 1 Intensive Care Unit
 61 F 07/13/1961 **Med Rec Num:** MR01483046

Room-Bed: QI007-A
Visit: QH0054940416

Vital Signs - Continued

Respiratory Depth			
Respiratory Pattern			
Blood Pressure	122/41 H	129/41 H	133/54 H
Blood Pressure Mean	68	70	80
Blood Pressure Location			
Pulse Oximetry			
O2 Delivery			
Oxygen Flow Rate			
FI02			
Sepsis Action Taken by Nursing			

Temperature	10/28/22 18:00	10/28/22 18:15	10/28/22 18:30
Temperature Source			
Pulse Rate	86	101 H	79
Pulse Rhythm [Bilateral Dorsalis Pedis]			
Pulse Rhythm [Bilateral Radial]			
Pulse Strength [Bilateral Dorsalis Pedis]			
Pulse Strength [Bilateral Radial]			
Respiratory Rate	22 H	23 H	21 H
Respiratory Effort			
Respiratory Depth			
Respiratory Pattern			
Blood Pressure	134/41 H	127/43 H	127/51 H
Blood Pressure Mean	72	71	76
Blood Pressure Location			
Pulse Oximetry			97
O2 Delivery			
Oxygen Flow Rate			
FI02			
Sepsis Action Taken by Nursing			

	10/28/22 18:45	10/28/22 20:00	10/28/22 20:00
--	-------------------	-------------------	-------------------

Lyons, Kathleen A

Facility: Queen of the Valley Hospital **Location:** Q 1 Intensive Care Unit
 61 F 07/13/1961 **Med Rec Num:** MR01483046

Room-Bed: QI007-A
Visit: QH0054940416

Vital Signs - Continued

Temperature			
Temperature Source			
Pulse Rate	98		
Pulse Rhythm [Bilateral Dorsalis Pedis]			Regular
Pulse Rhythm [Bilateral Radial]			Regular
Pulse Strength [Bilateral Dorsalis Pedis]			Normal
Pulse Strength [Bilateral Radial]			Normal
Respiratory Rate	20		
Respiratory Effort			Mechanically Ventilated
Respiratory Depth			Normal
Respiratory Pattern			Normal
Blood Pressure	128/45 H		
Blood Pressure Mean	72		
Blood Pressure Location			
Pulse Oximetry	97		
O2 Delivery			
Oxygen Flow Rate			
FI02			
Sepsis Action Taken by Nursing		No Action Required	

Temperature	10/28/22 20:00	10/28/22 20:00	10/28/22 23:59
Temperature Source			
Pulse Rate		79	
Pulse Rhythm [Bilateral Dorsalis Pedis]			Regular
Pulse Rhythm [Bilateral Radial]			Regular
Pulse Strength [Bilateral Dorsalis Pedis]			Normal
Pulse Strength [Bilateral Radial]			Normal
Respiratory Rate			
Respiratory Effort			Mechanically Ventilated
Respiratory Depth			Normal
Respiratory Pattern			Normal

Lyons, Kathleen A

Facility: Queen of the Valley Hospital **Location:** Q 1 Intensive Care Unit
 61 F 07/13/1961 **Med Rec Num:** MR01483046

Room-Bed: QI007-A
Visit: QH0054940416

Vital Signs - Continued

Blood Pressure			
Blood Pressure Mean			
Blood Pressure Location			
Pulse Oximetry			
O2 Delivery			
Oxygen Flow Rate			
FIO2	30		
Sepsis Action Taken by Nursing			

Temperature	10/28/22	10/28/22	10/29/22
Temperature Source	23:59	23:59	04:00
Pulse Rate		91	
Pulse Rhythm [Bilateral Dorsalis Pedis]			
Pulse Rhythm [Bilateral Radial]			
Pulse Strength [Bilateral Dorsalis Pedis]			
Pulse Strength [Bilateral Radial]			
Respiratory Rate			
Respiratory Effort			
Respiratory Depth			
Respiratory Pattern			
Blood Pressure			
Blood Pressure Mean			
Blood Pressure Location			
Pulse Oximetry			
O2 Delivery			
Oxygen Flow Rate			
FIO2	30		30
Sepsis Action Taken by Nursing			

Temperature	10/29/22	10/28/22	10/28/22
Temperature Source	04:00	19:00	19:15

Lyons, Kathleen A

Facility: Queen of the Valley Hospital **Location:** Q 1 Intensive Care Unit
 61 F 07/13/1961 **Med Rec Num:** MR01483046

Room-Bed: QI007-A
Visit: QH0054940416

Vital Signs - Continued

Pulse Rate			85	76
Pulse Rhythm [Bilateral Dorsalis Pedis]	Regular			
Pulse Rhythm [Bilateral Radial]	Regular			
Pulse Strength [Bilateral Dorsalis Pedis]	Normal			
Pulse Strength [Bilateral Radial]	Normal			
Respiratory Rate			18	18
Respiratory Effort	Mechanically Ventilated			
Respiratory Depth	Normal			
Respiratory Pattern	Normal			
Blood Pressure		110/42 L	110/41 L	
Blood Pressure Mean		57	58	
Blood Pressure Location		Left Arm		
Pulse Oximetry		97	97	
O2 Delivery		Mechanical Ventilation		
Oxygen Flow Rate				
FI02			30	
Sepsis Action Taken by Nursing				

Temperature	10/28/22 19:30	10/28/22 19:45	10/28/22 20:00	99.0 F
Temperature Source				Oral
Pulse Rate	77	72	78	
Pulse Rhythm [Bilateral Dorsalis Pedis]				
Pulse Rhythm [Bilateral Radial]				
Pulse Strength [Bilateral Dorsalis Pedis]				
Pulse Strength [Bilateral Radial]				
Respiratory Rate	17	16	18	
Respiratory Effort				
Respiratory Depth				
Respiratory Pattern				
Blood Pressure	119/41 L	113/42 L	121/40 H	
Blood Pressure Mean	61	59	59	
Blood Pressure Location			Left Arm	

Lyons, Kathleen A

Facility: Queen of the Valley Hospital **Location:** Q 1 Intensive Care Unit
 61 F 07/13/1961 **Med Rec Num:** MR01483046

Room-Bed: QI007-A
Visit: QH0054940416

Vital Signs - Continued

Pulse Oximetry	97	97	97
O2 Delivery			Mechanical Ventilation
Oxygen Flow Rate			
FI02			30
Sepsis Action Taken by Nursing			

	10/28/22 20:15	10/28/22 20:30	10/28/22 19:40
Temperature			
Temperature Source			
Pulse Rate	70	73	71
Pulse Rhythm [Bilateral Dorsalis Pedis]			
Pulse Rhythm [Bilateral Radial]			
Pulse Strength [Bilateral Dorsalis Pedis]			
Pulse Strength [Bilateral Radial]			
Respiratory Rate	16	15	16
Respiratory Effort			
Respiratory Depth			
Respiratory Pattern			
Blood Pressure	111/42 L	117/45 L	119/41 L
Blood Pressure Mean	58	62	
Blood Pressure Location			
Pulse Oximetry	98	98	97
O2 Delivery			
Oxygen Flow Rate			
FI02			30
Sepsis Action Taken by Nursing			

	10/28/22 20:45	10/28/22 21:00	10/28/22 21:15
Temperature			
Temperature Source			
Pulse Rate	80	74	73
Pulse Rhythm [Bilateral Dorsalis Pedis]			

Lyons, Kathleen A

Facility: Queen of the Valley Hospital **Location:** Q 1 Intensive Care Unit
 61 F 07/13/1961 **Med Rec Num:** MR01483046

Room-Bed: QI007-A
Visit: QH0054940416

Vital Signs - Continued

Pulse Rhythm [Bilateral Radial]			
Pulse Strength [Bilateral Dorsalis Pedis]			
Pulse Strength [Bilateral Radial]			
Respiratory Rate	17	19	17
Respiratory Effort			
Respiratory Depth			
Respiratory Pattern			
Blood Pressure	119/49 L	117/45 L	123/42 H
Blood Pressure Mean	67	62	60
Blood Pressure Location		Left Arm	
Pulse Oximetry	98	98	98
O2 Delivery		Mechanical Ventilation	
Oxygen Flow Rate			
FI02		30	
Sepsis Action Taken by Nursing			

Temperature	10/28/22 21:30	10/28/22 21:45	10/28/22 22:00
Temperature Source			
Pulse Rate	71	84	86
Pulse Rhythm [Bilateral Dorsalis Pedis]			
Pulse Rhythm [Bilateral Radial]			
Pulse Strength [Bilateral Dorsalis Pedis]			
Pulse Strength [Bilateral Radial]			
Respiratory Rate	17	23 H	23 H
Respiratory Effort			
Respiratory Depth			
Respiratory Pattern			
Blood Pressure	115/41 L	130/47 H	131/47 H
Blood Pressure Mean	59	67	66
Blood Pressure Location			
Pulse Oximetry	98	97	98
O2 Delivery			
Oxygen Flow Rate			

Lyons, Kathleen A

Facility: Queen of the Valley Hospital **Location:** Q 1 Intensive Care Unit
 61 F 07/13/1961 **Med Rec Num:** MR01483046

Room-Bed: QI007-A
Visit: QH0054940416

Vital Signs - Continued

FI02			
Sepsis Action Taken by Nursing			

Temperature	10/28/22 22:15	10/28/22 23:51	10/28/22 22:30
Temperature Source			
Pulse Rate	90	73	86
Pulse Rhythm [Bilateral Dorsalis Pedis]			
Pulse Rhythm [Bilateral Radial]			
Pulse Strength [Bilateral Dorsalis Pedis]			
Pulse Strength [Bilateral Radial]			
Respiratory Rate	23 H	18	21 H
Respiratory Effort			
Respiratory Depth			
Respiratory Pattern			
Blood Pressure	130/56 H	118/44 L	129/51 H
Blood Pressure Mean	72		69
Blood Pressure Location			
Pulse Oximetry	97	98	97
O2 Delivery			
Oxygen Flow Rate			
FI02		30	
Sepsis Action Taken by Nursing			

Temperature	10/28/22 22:45	10/28/22 23:00	10/28/22 23:15
Temperature Source			
Pulse Rate	86	78	78
Pulse Rhythm [Bilateral Dorsalis Pedis]			
Pulse Rhythm [Bilateral Radial]			
Pulse Strength [Bilateral Dorsalis Pedis]			
Pulse Strength [Bilateral Radial]			
Respiratory Rate	20	21 H	19

Lyons, Kathleen A

Facility: Queen of the Valley Hospital **Location:** Q 1 Intensive Care Unit
 61 F 07/13/1961 **Med Rec Num:** MR01483046

Room-Bed: QI007-A
Visit: QH0054940416

Vital Signs - Continued

Respiratory Effort			
Respiratory Depth			
Respiratory Pattern			
Blood Pressure	128/44 H	124/53 H	122/44 H
Blood Pressure Mean	64	70	63
Blood Pressure Location		Left Arm	
Pulse Oximetry	98	98	98
O2 Delivery		Mechanical Ventilation	
Oxygen Flow Rate			
FI02			30
Sepsis Action Taken by Nursing			

	10/28/22	10/28/22	10/29/22
Temperature	23:30	23:45	00:00
Temperature Source			99.2 F
Pulse Rate	80	75	84
Pulse Rhythm [Bilateral Dorsalis Pedis]			
Pulse Rhythm [Bilateral Radial]			
Pulse Strength [Bilateral Dorsalis Pedis]			
Pulse Strength [Bilateral Radial]			
Respiratory Rate	15	15	21 H
Respiratory Effort			
Respiratory Depth			
Respiratory Pattern			
Blood Pressure	127/47 H	118/44 L	133/48 H
Blood Pressure Mean	63	62	67
Blood Pressure Location			Left Arm
Pulse Oximetry	97	98	99
O2 Delivery			Mechanical Ventilation
Oxygen Flow Rate			
FI02			30
Sepsis Action Taken by Nursing			

Lyons, Kathleen A

Facility: Queen of the Valley Hospital **Location:** Q 1 Intensive Care Unit
 61 F 07/13/1961 **Med Rec Num:** MR01483046

Room-Bed: QI007-A
Visit: QH0054940416

Vital Signs - Continued

	10/29/22 00:15	10/29/22 00:30	10/29/22 01:00
Temperature			
Temperature Source			
Pulse Rate	76	73	78
Pulse Rhythm [Bilateral Dorsalis Pedis]			
Pulse Rhythm [Bilateral Radial]			
Pulse Strength [Bilateral Dorsalis Pedis]			
Pulse Strength [Bilateral Radial]			
Respiratory Rate	18	18	19
Respiratory Effort			
Respiratory Depth			
Respiratory Pattern			
Blood Pressure	125/48 H		128/51 H
Blood Pressure Mean	65		76
Blood Pressure Location			Left Arm
Pulse Oximetry	98	98	98
O2 Delivery			Mechanical Ventilation
Oxygen Flow Rate			
FI02			30
Sepsis Action Taken by Nursing			

	10/29/22 01:15	10/29/22 01:30	10/29/22 01:45
Temperature			
Temperature Source			
Pulse Rate	99	75	83
Pulse Rhythm [Bilateral Dorsalis Pedis]			
Pulse Rhythm [Bilateral Radial]			
Pulse Strength [Bilateral Dorsalis Pedis]			
Pulse Strength [Bilateral Radial]			
Respiratory Rate	20	17	18
Respiratory Effort			
Respiratory Depth			

Lyons, Kathleen A

Facility: Queen of the Valley Hospital **Location:** Q 1 Intensive Care Unit
 61 F 07/13/1961 **Med Rec Num:** MR01483046

Room-Bed: QI007-A
Visit: QH0054940416

Vital Signs - Continued

Respiratory Pattern			
Blood Pressure	143/49 H	132/43 H	137/42 H
Blood Pressure Mean	72	64	66
Blood Pressure Location			
Pulse Oximetry	97	98	97
O2 Delivery			
Oxygen Flow Rate			
FI02			
Sepsis Action Taken by Nursing			

Temperature	10/29/22 02:00	10/29/22 02:15	10/29/22 02:30
Temperature Source			
Pulse Rate	86	75	94
Pulse Rhythm [Bilateral Dorsalis Pedis]			
Pulse Rhythm [Bilateral Radial]			
Pulse Strength [Bilateral Dorsalis Pedis]			
Pulse Strength [Bilateral Radial]			
Respiratory Rate	24 H	18	21 H
Respiratory Effort			
Respiratory Depth			
Respiratory Pattern			
Blood Pressure	135/45 H	123/45 H	139/50 H
Blood Pressure Mean	67	62	70
Blood Pressure Location			
Pulse Oximetry	98	97	
O2 Delivery			
Oxygen Flow Rate			
FI02			
Sepsis Action Taken by Nursing			

Temperature	10/29/22 02:45	10/29/22 03:00	10/29/22 03:15
-------------	-------------------	-------------------	-------------------

Lyons, Kathleen A

Facility: Queen of the Valley Hospital **Location:** Q 1 Intensive Care Unit
 61 F 07/13/1961 **Med Rec Num:** MR01483046

Room-Bed: QI007-A
Visit: QH0054940416

Vital Signs - Continued

Temperature Source			
Pulse Rate	77	73	74
Pulse Rhythm [Bilateral Dorsalis Pedis]			
Pulse Rhythm [Bilateral Radial]			
Pulse Strength [Bilateral Dorsalis Pedis]			
Pulse Strength [Bilateral Radial]			
Respiratory Rate	17	18	18
Respiratory Effort			
Respiratory Depth			
Respiratory Pattern			
Blood Pressure	130/49 H	123/43 H	125/62 H
Blood Pressure Mean	69	60	76
Blood Pressure Location		Left Arm	
Pulse Oximetry	99	100	100
O2 Delivery		Mechanical Ventilation	
Oxygen Flow Rate			
FI02		30	
Sepsis Action Taken by Nursing			

Temperature	10/29/22 03:30	10/29/22 03:45	10/29/22 03:53
Temperature Source			
Pulse Rate	114 H	74	71
Pulse Rhythm [Bilateral Dorsalis Pedis]			
Pulse Rhythm [Bilateral Radial]			
Pulse Strength [Bilateral Dorsalis Pedis]			
Pulse Strength [Bilateral Radial]			
Respiratory Rate	22 H	19	17
Respiratory Effort			
Respiratory Depth			
Respiratory Pattern			
Blood Pressure	148/47 H	135/46 H	135/48 H
Blood Pressure Mean	71	66	
Blood Pressure Location			

Lyons, Kathleen A

Facility: Queen of the Valley Hospital **Location:** Q 1 Intensive Care Unit
 61 F 07/13/1961 **Med Rec Num:** MR01483046

Room-Bed: QI007-A
Visit: QH0054940416

Vital Signs - Continued

Pulse Oximetry	98	98	99
O2 Delivery			
Oxygen Flow Rate			
FI02			30
Sepsis Action Taken by Nursing			

Temperature	10/29/22 04:00	10/29/22 04:15	10/29/22 04:30
Temperature Source	Axillary 98.6 F		
Pulse Rate	73	88	88
Pulse Rhythm [Bilateral Dorsalis Pedis]			
Pulse Rhythm [Bilateral Radial]			
Pulse Strength [Bilateral Dorsalis Pedis]			
Pulse Strength [Bilateral Radial]			
Respiratory Rate	17	21 H	22 H
Respiratory Effort			
Respiratory Depth			
Respiratory Pattern			
Blood Pressure	135/41 H	140/50 H	136/53 H
Blood Pressure Mean	64	70	72
Blood Pressure Location	Left Arm		
Pulse Oximetry	98	100	98
O2 Delivery	Mechanical Ventilation		
Oxygen Flow Rate			
FI02	30		
Sepsis Action Taken by Nursing			

Temperature	10/29/22 04:45	10/29/22 05:00	10/29/22 05:15
Temperature Source			
Pulse Rate	86	70	68
Pulse Rhythm [Bilateral Dorsalis Pedis]			

Lyons, Kathleen A

Facility: Queen of the Valley Hospital **Location:** Q 1 Intensive Care Unit
 61 F 07/13/1961 **Med Rec Num:** MR01483046

Room-Bed: QI007-A
Visit: QH0054940416

Vital Signs - Continued

Pulse Rhythm [Bilateral Radial]			
Pulse Strength [Bilateral Dorsalis Pedis]			
Pulse Strength [Bilateral Radial]	20	18	15
Respiratory Rate			
Respiratory Effort			
Respiratory Depth			
Respiratory Pattern			
Blood Pressure	134/54 H	120/42 L	120/52 L
Blood Pressure Mean	69	62	67
Blood Pressure Location		Left Arm	
Pulse Oximetry	98	99	99
O2 Delivery		Mechanical Ventilation	
Oxygen Flow Rate			
FI02		30	
Sepsis Action Taken by Nursing			

Temperature	10/29/22 05:30	10/29/22 05:45	10/29/22 06:00
Temperature Source			
Pulse Rate	93	75	102 H
Pulse Rhythm [Bilateral Dorsalis Pedis]			
Pulse Rhythm [Bilateral Radial]			
Pulse Strength [Bilateral Dorsalis Pedis]			
Pulse Strength [Bilateral Radial]	15	17	18
Respiratory Rate			
Respiratory Effort			
Respiratory Depth			
Respiratory Pattern			
Blood Pressure	139/45 H	125/49 H	147/49 H
Blood Pressure Mean	69	66	72
Blood Pressure Location		Left Arm	
Pulse Oximetry	98	98	98
O2 Delivery			Mechanical Ventilation

Lyons, Kathleen A

Facility: Queen of the Valley Hospital **Location:** Q 1 Intensive Care Unit
 61 F 07/13/1961 **Med Rec Num:** MR01483046

Room-Bed: QI007-A
Visit: QH0054940416

Vital Signs - Continued

Oxygen Flow Rate			
FI02			30
Sepsis Action Taken by Nursing			

Temperature	10/29/22 06:15	10/29/22 06:30	10/29/22 06:45
Temperature Source			
Pulse Rate	89	89	83
Pulse Rhythm [Bilateral Dorsalis Pedis]			
Pulse Rhythm [Bilateral Radial]			
Pulse Strength [Bilateral Dorsalis Pedis]			
Pulse Strength [Bilateral Radial]	17	20	17
Respiratory Rate			
Respiratory Effort			
Respiratory Depth			
Respiratory Pattern			
Blood Pressure	134/43 H	140/52 H	142/51 H
Blood Pressure Mean	64	81	81
Blood Pressure Location			
Pulse Oximetry	98	98	98
O2 Delivery			
Oxygen Flow Rate			
FI02			
Sepsis Action Taken by Nursing			

Temperature	10/29/22 07:00	10/29/22 07:15	10/29/22 07:30
Temperature Source			
Pulse Rate	80	76	76
Pulse Rhythm [Bilateral Dorsalis Pedis]			
Pulse Rhythm [Bilateral Radial]			
Pulse Strength [Bilateral Dorsalis Pedis]			
Pulse Strength [Bilateral Radial]			

Lyons, Kathleen A

Facility: Queen of the Valley Hospital **Location:** Q 1 Intensive Care Unit
 61 F 07/13/1961 **Med Rec Num:** MR01483046

Room-Bed: QI007-A
Visit: QH0054940416

Vital Signs - Continued

Respiratory Rate	20	17	15
Respiratory Effort			
Respiratory Depth			
Respiratory Pattern			
Blood Pressure	144/48 H	131/48 H	136/42 H
Blood Pressure Mean	80	75	73
Blood Pressure Location			
Pulse Oximetry	99	98	98
O2 Delivery			
Oxygen Flow Rate			
FI02			
Sepsis Action Taken by Nursing			

Temperature	10/29/22 07:45	10/29/22 08:00	10/29/22 08:00
Temperature Source			
Pulse Rate	71		
Pulse Rhythm [Bilateral Dorsalis Pedis]			Regular
Pulse Rhythm [Bilateral Radial]			Regular
Pulse Strength [Bilateral Dorsalis Pedis]			Normal
Pulse Strength [Bilateral Radial]			Normal
Respiratory Rate	17		
Respiratory Effort			Mechanically Ventilated
Respiratory Depth			Normal
Respiratory Pattern			Normal
Blood Pressure	133/48 H		
Blood Pressure Mean	76		
Blood Pressure Location			
Pulse Oximetry	98		
O2 Delivery			
Oxygen Flow Rate			
FI02		30	
Sepsis Action Taken by Nursing			

Lyons, Kathleen A

Facility: Queen of the Valley Hospital **Location:** Q 1 Intensive Care Unit
 61 F 07/13/1961 **Med Rec Num:** MR01483046

Room-Bed: QI007-A
Visit: QH0054940416

Vital Signs - Continued

Temperature	10/29/22 08:00	10/29/22 08:00	10/29/22 08:00
Temperature Source			Oral
Pulse Rate		71	89
Pulse Rhythm [Bilateral Dorsalis Pedis]			
Pulse Rhythm [Bilateral Radial]			
Pulse Strength [Bilateral Dorsalis Pedis]			
Pulse Strength [Bilateral Radial]			
Respiratory Rate			22 H
Respiratory Effort			
Respiratory Depth			
Respiratory Pattern			
Blood Pressure			142/47 H
Blood Pressure Mean			78
Blood Pressure Location			
Pulse Oximetry			98
O2 Delivery			
Oxygen Flow Rate			
FI02			
Sepsis Action Taken by Nursing	No Action Required		

Temperature	10/29/22 08:15	10/29/22 08:30	10/29/22 08:45
Temperature Source			
Pulse Rate	77	88	76
Pulse Rhythm [Bilateral Dorsalis Pedis]			
Pulse Rhythm [Bilateral Radial]			
Pulse Strength [Bilateral Dorsalis Pedis]			
Pulse Strength [Bilateral Radial]			
Respiratory Rate	17	21 H	13
Respiratory Effort			
Respiratory Depth			

Lyons, Kathleen A

Facility: Queen of the Valley Hospital **Location:** Q 1 Intensive Care Unit
 61 F 07/13/1961 **Med Rec Num:** MR01483046

Room-Bed: QI007-A
Visit: QH0054940416

Vital Signs - Continued

Respiratory Pattern			
Blood Pressure	141/42 H	145/47 H	136/48 H
Blood Pressure Mean	75	79	77
Blood Pressure Location			
Pulse Oximetry	99	99	99
O2 Delivery			
Oxygen Flow Rate			
FI02			
Sepsis Action Taken by Nursing			

Temperature	10/29/22 07:25	10/29/22 09:00	10/29/22 09:15
Temperature Source			
Pulse Rate	76	86	77
Pulse Rhythm [Bilateral Dorsalis Pedis]			
Pulse Rhythm [Bilateral Radial]			
Pulse Strength [Bilateral Dorsalis Pedis]			
Pulse Strength [Bilateral Radial]			
Respiratory Rate	19	25 H	20
Respiratory Effort			
Respiratory Depth			
Respiratory Pattern			
Blood Pressure	142/46 H	144/46 H	148/42 H
Blood Pressure Mean		78	77
Blood Pressure Location			
Pulse Oximetry	99	100	99
O2 Delivery			
Oxygen Flow Rate			
FI02	30		
Sepsis Action Taken by Nursing			

Temperature	10/29/22 09:30	10/29/22 09:45	10/29/22 10:00
-------------	-------------------	-------------------	-------------------

Lyons, Kathleen A

Facility: Queen of the Valley Hospital **Location:** Q 1 Intensive Care Unit
 61 F 07/13/1961 **Med Rec Num:** MR01483046

Room-Bed: QI007-A
Visit: QH0054940416

Vital Signs - Continued

Temperature Source			
Pulse Rate	82	84	90
Pulse Rhythm [Bilateral Dorsalis Pedis]			
Pulse Rhythm [Bilateral Radial]			
Pulse Strength [Bilateral Dorsalis Pedis]			
Pulse Strength [Bilateral Radial]			
Respiratory Rate	22 H	23 H	24 H
Respiratory Effort			
Respiratory Depth			
Respiratory Pattern			
Blood Pressure	142/53 H	141/44 H	158/61 H
Blood Pressure Mean	82	76	93
Blood Pressure Location			
Pulse Oximetry	99	98	98
O2 Delivery			
Oxygen Flow Rate			
FI02			
Sepsis Action Taken by Nursing			

Temperature	10/29/22 10:15	10/29/22 10:30	10/29/22 10:45
Temperature Source			
Pulse Rate	124 H	113 H	90
Pulse Rhythm [Bilateral Dorsalis Pedis]			
Pulse Rhythm [Bilateral Radial]			
Pulse Strength [Bilateral Dorsalis Pedis]			
Pulse Strength [Bilateral Radial]			
Respiratory Rate	24 H	26 H	18
Respiratory Effort			
Respiratory Depth			
Respiratory Pattern			
Blood Pressure	171/55 H	154/51 H	156/52 H
Blood Pressure Mean	93	85	86
Blood Pressure Location			
Pulse Oximetry	98	100	98

Lyons, Kathleen A

Facility: Queen of the Valley Hospital **Location:** Q 1 Intensive Care Unit
 61 F 07/13/1961 **Med Rec Num:** MR01483046

Room-Bed: QI007-A
Visit: QH0054940416

Vital Signs - Continued

O2 Delivery			
Oxygen Flow Rate			
FI02			
Sepsis Action Taken by Nursing			

Temperature	10/29/22 11:00	10/29/22 11:15	10/29/22 11:30
Temperature Source			
Pulse Rate	99	116 H	95
Pulse Rhythm [Bilateral Dorsalis Pedis]			
Pulse Rhythm [Bilateral Radial]			
Pulse Strength [Bilateral Dorsalis Pedis]			
Pulse Strength [Bilateral Radial]			
Respiratory Rate	21 H	20	18
Respiratory Effort			
Respiratory Depth			
Respiratory Pattern			
Blood Pressure	158/45 H	163/43 H	149/62 H
Blood Pressure Mean	82	71	91
Blood Pressure Location			
Pulse Oximetry	98	98	99
O2 Delivery			
Oxygen Flow Rate			
FI02			
Sepsis Action Taken by Nursing			

Temperature	10/29/22 11:50	10/29/22 12:00	10/29/22 12:00
Temperature Source			
Pulse Rate	84		
Pulse Rhythm [Bilateral Dorsalis Pedis]			Regular
Pulse Rhythm [Bilateral Radial]			Regular
Pulse Strength [Bilateral Dorsalis Pedis]			Normal

Lyons, Kathleen A

Facility: Queen of the Valley Hospital **Location:** Q 1 Intensive Care Unit
 61 F 07/13/1961 **Med Rec Num:** MR01483046

Room-Bed: QI007-A
Visit: QH0054940416

Vital Signs - Continued

Pulse Strength [Bilateral Radial]				Normal
Respiratory Rate	24 H			Mechanically Ventilated
Respiratory Effort				Normal
Respiratory Depth				Normal
Respiratory Pattern				Normal
Blood Pressure	152/48 H			
Blood Pressure Mean				
Blood Pressure Location				
Pulse Oximetry	99			
O2 Delivery				
Oxygen Flow Rate				
FIO2	30		30	
Sepsis Action Taken by Nursing				

Temperature	10/29/22 11:45	10/29/22 12:00	10/29/22 12:15
Temperature Source		Oral	
Pulse Rate	88	78	81
Pulse Rhythm [Bilateral Dorsalis Pedis]			
Pulse Rhythm [Bilateral Radial]			
Pulse Strength [Bilateral Dorsalis Pedis]			
Pulse Strength [Bilateral Radial]			
Respiratory Rate	18	18	17
Respiratory Effort			
Respiratory Depth			
Respiratory Pattern			
Blood Pressure	147/48 H	117/44 L	126/50 H
Blood Pressure Mean	81	68	75
Blood Pressure Location			
Pulse Oximetry	98	98	99
O2 Delivery			
Oxygen Flow Rate			
FIO2			
Sepsis Action Taken by Nursing			

Lyons, Kathleen A

Facility: Queen of the Valley Hospital **Location:** Q 1 Intensive Care Unit
 61 F 07/13/1961 **Med Rec Num:** MR01483046

Room-Bed: QI007-A
Visit: QH0054940416

Vital Signs - Continued

Temperature	10/29/22 12:30	10/29/22 12:00	10/29/22 12:45
Temperature Source			
Pulse Rate	74	71	73
Pulse Rhythm [Bilateral Dorsalis Pedis]			
Pulse Rhythm [Bilateral Radial]			
Pulse Strength [Bilateral Dorsalis Pedis]			
Pulse Strength [Bilateral Radial]			
Respiratory Rate	18		18
Respiratory Effort			
Respiratory Depth			
Blood Pressure Mean	121/55 H		122/49 H
Blood Pressure Location	77		73
Pulse Oximetry	98		99
O2 Delivery			
Oxygen Flow Rate			
FI02			
Sepsis Action Taken by Nursing			
Temperature	10/29/22 13:00	10/29/22 13:15	10/29/22 13:30
Temperature Source			
Pulse Rate	69	82	88
Pulse Rhythm [Bilateral Dorsalis Pedis]			
Pulse Rhythm [Bilateral Radial]			
Pulse Strength [Bilateral Dorsalis Pedis]			
Pulse Strength [Bilateral Radial]			
Respiratory Rate	18	22 H	21 H
Respiratory Effort			
Respiratory Depth			
Respiratory Pattern			

Lyons, Kathleen A

Facility: Queen of the Valley Hospital **Location:** Q 1 Intensive Care Unit
 61 F 07/13/1961 **Med Rec Num:** MR01483046

Room-Bed: QI007-A
Visit: QH0054940416

Vital Signs - Continued

Blood Pressure	132/49 H	134/50 H	142/50 H
Blood Pressure Mean	76	78	80
Blood Pressure Location			
Pulse Oximetry	98	99	98
O2 Delivery			
Oxygen Flow Rate			
FI02			
Sepsis Action Taken by Nursing			

Temperature	10/29/22 13:45	10/29/22 13:46	10/29/22 14:00
Temperature Source			
Pulse Rate	72	72	90
Pulse Rhythm [Bilateral Dorsalis Pedis]			
Pulse Rhythm [Bilateral Radial]			
Pulse Strength [Bilateral Dorsalis Pedis]			
Pulse Strength [Bilateral Radial]			
Respiratory Rate	18	18	19
Respiratory Effort			
Respiratory Depth			
Respiratory Pattern			
Blood Pressure		123/46 H	145/44 H
Blood Pressure Mean		64	77
Blood Pressure Location			
Pulse Oximetry	98	99	98
O2 Delivery			
Oxygen Flow Rate			
FI02			
Sepsis Action Taken by Nursing			

Temperature	10/29/22 14:15	10/29/22 14:30	10/29/22 14:45
Temperature Source			

Lyons, Kathleen A

Facility: Queen of the Valley Hospital **Location:** Q 1 Intensive Care Unit
 61 F 07/13/1961 **Med Rec Num:** MR01483046

Room-Bed: QI007-A
Visit: QH0054940416

Vital Signs - Continued

Pulse Rate	72	69	65
Pulse Rhythm [Bilateral Dorsalis Pedis]			
Pulse Rhythm [Bilateral Radial]			
Pulse Strength [Bilateral Dorsalis Pedis]			
Pulse Strength [Bilateral Radial]			
Respiratory Rate	20	17	16
Respiratory Effort			
Respiratory Depth			
Respiratory Pattern			
Blood Pressure	123/53 H	130/42 H	121/50 H
Blood Pressure Mean	76	71	73
Blood Pressure Location			
Pulse Oximetry	99	99	99
O2 Delivery			
Oxygen Flow Rate			
FI02			
Sepsis Action Taken by Nursing			

Temperature	10/29/22 15:00	10/29/22 15:18	10/29/22 16:00
Temperature Source			
Pulse Rate	68	66	
Pulse Rhythm [Bilateral Dorsalis Pedis]			
Pulse Rhythm [Bilateral Radial]			
Pulse Strength [Bilateral Dorsalis Pedis]			
Pulse Strength [Bilateral Radial]			
Respiratory Rate	17	16	
Respiratory Effort			
Respiratory Depth			
Respiratory Pattern			
Blood Pressure		132/46 H	
Blood Pressure Mean			
Blood Pressure Location			
Pulse Oximetry	99	99	
O2 Delivery			

Lyons, Kathleen A

Facility: Queen of the Valley Hospital **Location:** Q 1 Intensive Care Unit
 61 F 07/13/1961 **Med Rec Num:** MR01483046

Room-Bed: QI007-A
Visit: QH0054940416

Vital Signs - Continued

Oxygen Flow Rate			
FIO2		30	30
Sepsis Action Taken by Nursing			

Temperature		10/29/22 16:00	10/29/22 16:00	10/29/22 15:01
Temperature Source				
Pulse Rate			67	66
Pulse Rhythm [Bilateral Dorsalis Pedis]		Regular		
Pulse Rhythm [Bilateral Radial]		Regular		
Pulse Strength [Bilateral Dorsalis Pedis]		Normal		
Pulse Strength [Bilateral Radial]		Normal		
Respiratory Rate				16
Respiratory Effort		Mechanically Ventilated		
Respiratory Depth		Normal		
Respiratory Pattern		Normal		
Blood Pressure				123/41 H
Blood Pressure Mean				61
Blood Pressure Location				
Pulse Oximetry				98
O2 Delivery				
Oxygen Flow Rate				
FIO2				
Sepsis Action Taken by Nursing				

Temperature		10/29/22 15:15	10/29/22 15:30	10/29/22 15:45
Temperature Source				
Pulse Rate		67	66	84
Pulse Rhythm [Bilateral Dorsalis Pedis]				
Pulse Rhythm [Bilateral Radial]				
Pulse Strength [Bilateral Dorsalis Pedis]				

Lyons, Kathleen A

Facility: Queen of the Valley Hospital **Location:** Q 1 Intensive Care Unit
 61 F 07/13/1961 **Med Rec Num:** MR01483046

Room-Bed: QI007-A
Visit: QH0054940416

Vital Signs - Continued

Pulse Strength [Bilateral Radial]			
Respiratory Rate	19	17	18
Respiratory Effort			
Respiratory Depth			
Respiratory Pattern			
Blood Pressure	130/40 H	124/42 H	145/49 H
Blood Pressure Mean	70	69	81
Blood Pressure Location			
Pulse Oximetry	98	100	99
O2 Delivery			
Oxygen Flow Rate			
FIO2			
Sepsis Action Taken by Nursing			

Temperature	10/29/22 16:00	10/29/22 16:15	10/29/22 16:30
Temperature Source	Oral		
Pulse Rate	72	89	108 H
Pulse Rhythm [Bilateral Dorsalis Pedis]			
Pulse Rhythm [Bilateral Radial]			
Pulse Strength [Bilateral Dorsalis Pedis]			
Pulse Strength [Bilateral Radial]			
Respiratory Rate	18	19	27 H
Respiratory Effort			
Respiratory Depth			
Respiratory Pattern			
Blood Pressure	129/44 H	147/46 H	162/57 H
Blood Pressure Mean	72	79	92
Blood Pressure Location			
Pulse Oximetry	98	97	98
O2 Delivery			
Oxygen Flow Rate			
FIO2			
Sepsis Action Taken by Nursing			

Lyons, Kathleen A

Facility: Queen of the Valley Hospital **Location:** Q 1 Intensive Care Unit
 61 F 07/13/1961 **Med Rec Num:** MR01483046

Room-Bed: QI007-A
Visit: QH0054940416

Vital Signs - Continued

	10/29/22 16:45	10/29/22 17:00	10/29/22 17:15
Temperature			
Temperature Source			
Pulse Rate	65	66	62
Pulse Rhythm [Bilateral Dorsalis Pedis]			
Pulse Rhythm [Bilateral Radial]			
Pulse Strength [Bilateral Dorsalis Pedis]			
Pulse Strength [Bilateral Radial]			
Respiratory Rate	17	16	16
Respiratory Effort			
Respiratory Depth			
Respiratory Pattern			
Blood Pressure	115/41 L	112/45 L	113/44 L
Blood Pressure Mean	65	67	67
Blood Pressure Location			
Pulse Oximetry	98	99	99
O2 Delivery			
Oxygen Flow Rate			
FI02			
Sepsis Action Taken by Nursing			
Temperature	10/29/22 17:30	10/29/22 17:45	10/29/22 18:00
Temperature Source			
Pulse Rate	72	76	79
Pulse Rhythm [Bilateral Dorsalis Pedis]			
Pulse Rhythm [Bilateral Radial]			
Pulse Strength [Bilateral Dorsalis Pedis]			
Pulse Strength [Bilateral Radial]			
Respiratory Rate	16	18	19
Respiratory Effort			
Respiratory Depth			
Respiratory Pattern			

Lyons, Kathleen A

Facility: Queen of the Valley Hospital **Location:** Q 1 Intensive Care Unit
 61 F 07/13/1961 **Med Rec Num:** MR01483046

Room-Bed: QI007-A
Visit: QH0054940416

Vital Signs - Continued

Blood Pressure	124/49 H	126/47 H	134/51 H
Blood Pressure Mean	74	73	78
Blood Pressure Location			
Pulse Oximetry	99	99	99
O2 Delivery			
Oxygen Flow Rate			
FI02			
Sepsis Action Taken by Nursing			

Temperature	10/29/22 18:15	10/29/22 19:53	10/29/22 20:00
Temperature Source			
Pulse Rate	68	68	77
Pulse Rhythm [Bilateral Dorsalis Pedis]			
Pulse Rhythm [Bilateral Radial]			
Pulse Strength [Bilateral Dorsalis Pedis]			
Pulse Strength [Bilateral Radial]			
Respiratory Rate	16	16	
Respiratory Effort			
Respiratory Depth			
Respiratory Pattern			
Blood Pressure	135/51 H	132/44 H	
Blood Pressure Mean	79		
Blood Pressure Location			
Pulse Oximetry	99	99	
O2 Delivery			
Oxygen Flow Rate			
FI02		30	
Sepsis Action Taken by Nursing			

Temperature	10/29/22 20:00	10/29/22 20:00	10/29/22 20:00
Temperature Source			

Lyons, Kathleen A

Facility: Queen of the Valley Hospital **Location:** Q 1 Intensive Care Unit
 61 F 07/13/1961 **Med Rec Num:** MR01483046

Room-Bed: QI007-A
Visit: QH0054940416

Vital Signs - Continued

Pulse Rate			
Pulse Rhythm [Bilateral Dorsalis Pedis]			Regular
Pulse Rhythm [Bilateral Radial]			Regular
Pulse Strength [Bilateral Dorsalis Pedis]			Normal
Pulse Strength [Bilateral Radial]			Normal
Respiratory Rate			
Respiratory Effort			Mechanically Ventilated
Respiratory Depth			Normal
Respiratory Pattern			Normal
Blood Pressure			
Blood Pressure Mean			
Blood Pressure Location			
Pulse Oximetry			
O2 Delivery			
Oxygen Flow Rate		30	
FI02			
Sepsis Action Taken by Nursing		No Action Required	

Temperature		10/29/22 23:59	10/29/22 23:59	10/29/22 23:59
Temperature Source				
Pulse Rate		85		
Pulse Rhythm [Bilateral Dorsalis Pedis]			Regular	
Pulse Rhythm [Bilateral Radial]			Regular	
Pulse Strength [Bilateral Dorsalis Pedis]			Normal	
Pulse Strength [Bilateral Radial]			Normal	
Respiratory Rate				
Respiratory Effort			Mechanically Ventilated	
Respiratory Depth			Normal	
Respiratory Pattern			Normal	
Blood Pressure				
Blood Pressure Mean				

Lyons, Kathleen A

Facility: Queen of the Valley Hospital **Location:** Q 1 Intensive Care Unit
 61 F 07/13/1961 **Med Rec Num:** MR01483046

Room-Bed: QI007-A
Visit: QH0054940416

Vital Signs - Continued

Blood Pressure Location			
Pulse Oximetry			
O2 Delivery			
Oxygen Flow Rate			
FIO2			30
Sepsis Action Taken by Nursing			

Temperature	10/30/22 04:00	10/30/22 04:00	10/30/22 04:00
Temperature Source			
Pulse Rate	74		
Pulse Rhythm [Bilateral Dorsalis Pedis]		Regular	
Pulse Rhythm [Bilateral Radial]		Regular	
Pulse Strength [Bilateral Dorsalis Pedis]		Normal	
Pulse Strength [Bilateral Radial]		Normal	
Respiratory Rate			
Respiratory Effort		Mechanically Ventilated	
Respiratory Depth		Normal	
Respiratory Pattern		Normal	
Blood Pressure			
Blood Pressure Mean			
Blood Pressure Location			
Pulse Oximetry			
O2 Delivery			
Oxygen Flow Rate			
FIO2			30
Sepsis Action Taken by Nursing			

Temperature	10/29/22 18:30	10/29/22 18:45	10/29/22 19:00
Temperature Source			
Pulse Rate	73	67	69

Lyons, Kathleen A

Facility: Queen of the Valley Hospital **Location:** Q 1 Intensive Care Unit
 61 F 07/13/1961 **Med Rec Num:** MR01483046

Room-Bed: QI007-A
Visit: QH0054940416

Vital Signs - Continued

Pulse Rhythm [Bilateral Dorsalis Pedis]			
Pulse Rhythm [Bilateral Radial]			
Pulse Strength [Bilateral Dorsalis Pedis]			
Pulse Strength [Bilateral Radial]			
Respiratory Rate	16	16	15
Respiratory Effort			
Respiratory Depth			
Respiratory Pattern			
Blood Pressure	131/47 H	125/44 H	133/44 H
Blood Pressure Mean	75	71	73
Blood Pressure Location			
Pulse Oximetry	99	99	99
O2 Delivery			Mechanical Ventilation
Oxygen Flow Rate			
FI02			30
Sepsis Action Taken by Nursing			

Temperature	10/29/22 19:16	10/29/22 19:30	10/29/22 19:46
Temperature Source			
Pulse Rate	91	68	72
Pulse Rhythm [Bilateral Dorsalis Pedis]			
Pulse Rhythm [Bilateral Radial]			
Pulse Strength [Bilateral Dorsalis Pedis]			
Pulse Strength [Bilateral Radial]			
Respiratory Rate	22 H	17	17
Respiratory Effort			
Respiratory Depth			
Respiratory Pattern			
Blood Pressure	144/43 H	133/41 H	132/44 H
Blood Pressure Mean	70	71	63
Blood Pressure Location			
Pulse Oximetry	98	99	99
O2 Delivery			

Lyons, Kathleen A

Facility: Queen of the Valley Hospital **Location:** Q 1 Intensive Care Unit
 61 F 07/13/1961 **Med Rec Num:** MR01483046

Room-Bed: QI007-A
Visit: QH0054940416

Vital Signs - Continued

Oxygen Flow Rate			
FI02			
Sepsis Action Taken by Nursing			

Temperature	10/29/22 20:00	10/29/22 20:16	10/29/22 20:30
Temperature Source	Oral		
Pulse Rate	70	75	69
Pulse Rhythm [Bilateral Dorsalis Pedis]			
Pulse Rhythm [Bilateral Radial]			
Pulse Strength [Bilateral Dorsalis Pedis]			
Pulse Strength [Bilateral Radial]			
Respiratory Rate	17	18	16
Respiratory Effort			
Respiratory Depth			
Respiratory Pattern			
Blood Pressure	132/46 H	142/48 H	128/44 H
Blood Pressure Mean	74	71	72
Blood Pressure Location			
Pulse Oximetry	99	98	98
O2 Delivery	Mechanical Ventilation		
Oxygen Flow Rate			
FI02	30		
Sepsis Action Taken by Nursing			

Temperature	10/29/22 20:46	10/29/22 21:00	10/29/22 21:03
Temperature Source			
Pulse Rate	71	83	78
Pulse Rhythm [Bilateral Dorsalis Pedis]			
Pulse Rhythm [Bilateral Radial]			
Pulse Strength [Bilateral Dorsalis Pedis]			

Lyons, Kathleen A

Facility: Queen of the Valley Hospital **Location:** Q 1 Intensive Care Unit
 61 F 07/13/1961 **Med Rec Num:** MR01483046

Room-Bed: QI007-A
Visit: QH0054940416

Vital Signs - Continued

Pulse Strength [Bilateral Radial]			
Respiratory Rate	17	17	16
Respiratory Effort			
Respiratory Depth			
Respiratory Pattern			
Blood Pressure	135/46 H	144/57 H	140/42 H
Blood Pressure Mean	68	86	68
Blood Pressure Location			
Pulse Oximetry	99	98	98
O2 Delivery		Mechanical Ventilation	
Oxygen Flow Rate			
FI02		30	
Sepsis Action Taken by Nursing			

Temperature	10/29/22 21:17	10/29/22 21:32	10/29/22 21:47
Temperature Source			
Pulse Rate	67	73	65
Pulse Rhythm [Bilateral Dorsalis Pedis]			
Pulse Rhythm [Bilateral Radial]			
Pulse Strength [Bilateral Dorsalis Pedis]			
Pulse Strength [Bilateral Radial]			
Respiratory Rate	16	17	16
Respiratory Effort			
Respiratory Depth			
Respiratory Pattern			
Blood Pressure	131/43 H	128/50 H	134/48 H
Blood Pressure Mean	64	68	68
Blood Pressure Location			
Pulse Oximetry	99	99	98
O2 Delivery			
Oxygen Flow Rate			
FI02			
Sepsis Action Taken by Nursing			

Lyons, Kathleen A

Facility: Queen of the Valley Hospital **Location:** Q 1 Intensive Care Unit
 61 F 07/13/1961 **Med Rec Num:** MR01483046

Room-Bed: QI007-A
Visit: QH0054940416

Vital Signs - Continued

Temperature	10/29/22 22:00	10/29/22 23:58	10/29/22 22:16
Temperature Source			
Pulse Rate	67	88	82
Pulse Rhythm [Bilateral Dorsalis Pedis]			
Pulse Rhythm [Bilateral Radial]			
Pulse Strength [Bilateral Dorsalis Pedis]			
Pulse Strength [Bilateral Radial]			
Respiratory Rate	16	18	20
Respiratory Effort			
Respiratory Depth			
Respiratory Pattern			
Blood Pressure	127/45 H	131/49 H	147/58 H
Blood Pressure Mean	72		78
Blood Pressure Location			
Pulse Oximetry	99	98	97
O2 Delivery	Mechanical Ventilation		
Oxygen Flow Rate			
FI02	30	30	
Sepsis Action Taken by Nursing			

Temperature	10/29/22 22:27	10/29/22 22:31	10/29/22 22:46
Temperature Source			
Pulse Rate	66	69	99
Pulse Rhythm [Bilateral Dorsalis Pedis]			
Pulse Rhythm [Bilateral Radial]			
Pulse Strength [Bilateral Dorsalis Pedis]			
Pulse Strength [Bilateral Radial]			
Respiratory Rate	16	16	19
Respiratory Effort			
Respiratory Depth			

Lyons, Kathleen A

Facility: Queen of the Valley Hospital **Location:** Q 1 Intensive Care Unit
 61 F 07/13/1961 **Med Rec Num:** MR01483046

Room-Bed: QI007-A
Visit: QH0054940416

Vital Signs - Continued

Respiratory Pattern			
Blood Pressure	135/43 H	147/45 H	146/50 H
Blood Pressure Mean	63	69	73
Blood Pressure Location			
Pulse Oximetry	98	98	98
O2 Delivery			
Oxygen Flow Rate			
FI02			
Sepsis Action Taken by Nursing			

Temperature	10/29/22 23:00	10/29/22 23:15	10/29/22 23:31
Temperature Source			
Pulse Rate	97	81	80
Pulse Rhythm [Bilateral Dorsalis Pedis]			
Pulse Rhythm [Bilateral Radial]			
Pulse Strength [Bilateral Dorsalis Pedis]			
Pulse Strength [Bilateral Radial]			
Respiratory Rate	19	20	16
Respiratory Effort			
Respiratory Depth			
Respiratory Pattern			
Blood Pressure	161/66 H	131/47 H	129/61 H
Blood Pressure Mean	97	75	75
Blood Pressure Location			
Pulse Oximetry	97	97	98
O2 Delivery			
Oxygen Flow Rate			
FI02			
Sepsis Action Taken by Nursing			

Temperature	10/29/22 23:46	10/30/22 00:00	10/30/22 00:15
Temperature		98.9 F	

Lyons, Kathleen A

Facility: Queen of the Valley Hospital **Location:** Q 1 Intensive Care Unit
 61 F 07/13/1961 **Med Rec Num:** MR01483046

Room-Bed: QI007-A
Visit: QH0054940416

Vital Signs - Continued

Temperature Source		Oral	
Pulse Rate	72	87	78
Pulse Rhythm [Bilateral Dorsalis Pedis]			
Pulse Rhythm [Bilateral Radial]			
Pulse Strength [Bilateral Dorsalis Pedis]			
Pulse Strength [Bilateral Radial]			
Respiratory Rate	18	16	19
Respiratory Effort			
Respiratory Depth			
Respiratory Pattern			
Blood Pressure	131/49 H	146/47 H	146/46 H
Blood Pressure Mean	69	80	79
Blood Pressure Location			
Pulse Oximetry	97	98	98
O2 Delivery		Mechanical Ventilation	
Oxygen Flow Rate			
FI02		30	
Sepsis Action Taken by Nursing			

Temperature	10/30/22 00:31	10/30/22 00:46	10/30/22 01:00
Temperature Source			
Pulse Rate	71	69	72
Pulse Rhythm [Bilateral Dorsalis Pedis]			
Pulse Rhythm [Bilateral Radial]			
Pulse Strength [Bilateral Dorsalis Pedis]			
Pulse Strength [Bilateral Radial]			
Respiratory Rate	15	16	16
Respiratory Effort			
Respiratory Depth			
Respiratory Pattern			
Blood Pressure	138/45 H	134/45 H	135/46 H
Blood Pressure Mean	65	64	75
Blood Pressure Location			

Lyons, Kathleen A

Facility: Queen of the Valley Hospital **Location:** Q 1 Intensive Care Unit
 61 F 07/13/1961 **Med Rec Num:** MR01483046

Room-Bed: QI007-A
Visit: QH0054940416

Vital Signs - Continued

Pulse Oximetry	98	98	98
O2 Delivery			Mechanical Ventilation
Oxygen Flow Rate			
FIO2			30
Sepsis Action Taken by Nursing			

	10/30/22 01:16	10/30/22 01:31	10/30/22 01:46
Temperature			
Temperature Source			
Pulse Rate	69	70	69
Pulse Rhythm [Bilateral Dorsalis Pedis]			
Pulse Rhythm [Bilateral Radial]			
Pulse Strength [Bilateral Dorsalis Pedis]			
Pulse Strength [Bilateral Radial]			
Respiratory Rate	16	16	16
Respiratory Effort			
Respiratory Depth			
Respiratory Pattern			
Blood Pressure	126/43 H	134/48 H	130/45 H
Blood Pressure Mean	63	68	66
Blood Pressure Location			
Pulse Oximetry	97	98	98
O2 Delivery			
Oxygen Flow Rate			
FIO2			
Sepsis Action Taken by Nursing			

	10/30/22 02:00	10/30/22 03:26	10/30/22 02:15
Temperature			
Temperature Source			
Pulse Rate	72	72	69
Pulse Rhythm [Bilateral Dorsalis Pedis]			

Lyons, Kathleen A

Facility: Queen of the Valley Hospital **Location:** Q 1 Intensive Care Unit
 61 F 07/13/1961 **Med Rec Num:** MR01483046

Room-Bed: QI007-A
Visit: QH0054940416

Vital Signs - Continued

Pulse Rhythm [Bilateral Radial]			
Pulse Strength [Bilateral Dorsalis Pedis]			
Pulse Strength [Bilateral Radial]			
Respiratory Rate	16	16	16
Respiratory Effort			
Respiratory Depth			
Respiratory Pattern			
Blood Pressure	130/48 H	129/49 H	134/60 H
Blood Pressure Mean	75		84
Blood Pressure Location			
Pulse Oximetry	99	98	99
O2 Delivery	Mechanical Ventilation		
Oxygen Flow Rate			
FI02	30	30	
Sepsis Action Taken by Nursing			

Temperature	10/30/22 02:31	10/30/22 02:34	10/30/22 02:46
Temperature Source			
Pulse Rate	89	87	71
Pulse Rhythm [Bilateral Dorsalis Pedis]			
Pulse Rhythm [Bilateral Radial]			
Pulse Strength [Bilateral Dorsalis Pedis]			
Pulse Strength [Bilateral Radial]			
Respiratory Rate	17	19	16
Respiratory Effort			
Respiratory Depth			
Respiratory Pattern			
Blood Pressure	148/56 H	160/53 H	139/45 H
Blood Pressure Mean	78	78	65
Blood Pressure Location			
Pulse Oximetry	98	98	98
O2 Delivery			
Oxygen Flow Rate			

Lyons, Kathleen A

Facility: Queen of the Valley Hospital **Location:** Q 1 Intensive Care Unit
 61 F 07/13/1961 **Med Rec Num:** MR01483046

Room-Bed: QI007-A
Visit: QH0054940416

Vital Signs - Continued

FI02				
Sepsis Action Taken by Nursing				

Temperature	10/30/22 03:00	10/30/22 03:16	10/30/22 03:31
Temperature Source			
Pulse Rate	73	68	79
Pulse Rhythm [Bilateral Dorsalis Pedis]			
Pulse Rhythm [Bilateral Radial]			
Pulse Strength [Bilateral Dorsalis Pedis]			
Pulse Strength [Bilateral Radial]			
Respiratory Rate	17	16	18
Respiratory Effort			
Respiratory Depth			
Respiratory Pattern			
Blood Pressure	139/48 H	129/49 H	133/43 H
Blood Pressure Mean	78	66	63
Blood Pressure Location			
Pulse Oximetry	98	98	98
O2 Delivery	Mechanical Ventilation		
Oxygen Flow Rate			
FI02	30		
Sepsis Action Taken by Nursing			

Temperature	10/30/22 03:46	10/30/22 04:00	10/30/22 04:16
Temperature Source		Oral	
Pulse Rate	71	67	97
Pulse Rhythm [Bilateral Dorsalis Pedis]			
Pulse Rhythm [Bilateral Radial]			
Pulse Strength [Bilateral Dorsalis Pedis]			
Pulse Strength [Bilateral Radial]			

Lyons, Kathleen A

Facility: Queen of the Valley Hospital **Location:** Q 1 Intensive Care Unit
 61 F 07/13/1961 **Med Rec Num:** MR01483046

Room-Bed: QI007-A
Visit: QH0054940416

Vital Signs - Continued

Respiratory Rate	16	16	25 H
Respiratory Effort			
Respiratory Depth			
Respiratory Pattern			
Blood Pressure	133/45 H	118/45 L	126/62 H
Blood Pressure Mean	67	69	79
Blood Pressure Location			
Pulse Oximetry	98	98	98
O2 Delivery		Mechanical Ventilation	
Oxygen Flow Rate			
FI02		30	
Sepsis Action Taken by Nursing			

Temperature	10/30/22 04:31	10/30/22 04:46	10/30/22 05:00
Temperature Source			
Pulse Rate	86	79	67
Pulse Rhythm [Bilateral Dorsalis Pedis]			
Pulse Rhythm [Bilateral Radial]			
Pulse Strength [Bilateral Dorsalis Pedis]			
Pulse Strength [Bilateral Radial]			
Respiratory Rate	16	16	17
Respiratory Effort			
Respiratory Depth			
Respiratory Pattern			
Blood Pressure	127/48 H	126/63 H	110/48 L
Blood Pressure Mean	66	77	68
Blood Pressure Location			
Pulse Oximetry	99	98	99
O2 Delivery			Mechanical Ventilation
Oxygen Flow Rate			
FI02			30
Sepsis Action Taken by Nursing			

Lyons, Kathleen A

Facility: Queen of the Valley Hospital **Location:** Q 1 Intensive Care Unit
 61 F 07/13/1961 **Med Rec Num:** MR01483046

Room-Bed: QI007-A
Visit: QH0054940416

Vital Signs - Continued

Temperature	10/30/22 05:16	10/30/22 05:31	10/30/22 05:46
Temperature Source			
Pulse Rate	67	76	84
Pulse Rhythm [Bilateral Dorsalis Pedis]			
Pulse Rhythm [Bilateral Radial]			
Pulse Strength [Bilateral Dorsalis Pedis]			
Pulse Strength [Bilateral Radial]			
Respiratory Rate	16	18	16
Respiratory Effort			
Respiratory Depth			
Respiratory Pattern			
Blood Pressure	123/51 H	142/57 H	138/50 H
Blood Pressure Mean	67	77	70
Blood Pressure Location			
Pulse Oximetry	99	98	99
O2 Delivery			
Oxygen Flow Rate			
FI02			
Sepsis Action Taken by Nursing			

Temperature	10/30/22 06:00	10/30/22 06:16	10/30/22 06:31
Temperature Source			
Pulse Rate	78	74	81
Pulse Rhythm [Bilateral Dorsalis Pedis]			
Pulse Rhythm [Bilateral Radial]			
Pulse Strength [Bilateral Dorsalis Pedis]			
Pulse Strength [Bilateral Radial]			
Respiratory Rate	17	18	16
Respiratory Effort			
Respiratory Depth			
Respiratory Pattern			

Lyons, Kathleen A

Facility: Queen of the Valley Hospital **Location:** Q 1 Intensive Care Unit
 61 F 07/13/1961 **Med Rec Num:** MR01483046

Room-Bed: QI007-A
Visit: QH0054940416

Vital Signs - Continued

Blood Pressure	139/50 H	130/56 H	123/51 H
Blood Pressure Mean	79	72	67
Blood Pressure Location			
Pulse Oximetry	98	98	98
O2 Delivery	Mechanical Ventilation		
Oxygen Flow Rate			
FI02	30		
Sepsis Action Taken by Nursing			

Temperature	10/30/22 06:46	10/30/22 07:00	10/30/22 07:15
Temperature Source			
Pulse Rate	73	71	78
Pulse Rhythm [Bilateral Dorsalis Pedis]			
Pulse Rhythm [Bilateral Radial]			
Pulse Strength [Bilateral Dorsalis Pedis]			
Pulse Strength [Bilateral Radial]	17	16	18
Respiratory Rate			
Respiratory Effort			
Respiratory Depth			
Respiratory Pattern			
Blood Pressure	139/45 H	124/53 H	127/53 H
Blood Pressure Mean	66	76	77
Blood Pressure Location			
Pulse Oximetry	98	98	98
O2 Delivery		Mechanical Ventilation	
Oxygen Flow Rate		30	
FI02			
Sepsis Action Taken by Nursing			

	10/30/22 07:25	10/30/22 08:00	10/30/22 08:00
--	-------------------	-------------------	-------------------

Lyons, Kathleen A

Facility: Queen of the Valley Hospital **Location:** Q 1 Intensive Care Unit
 61 F 07/13/1961 **Med Rec Num:** MR01483046

Room-Bed: QI007-A
Visit: QH0054940416

Vital Signs - Continued

Temperature			
Temperature Source			
Pulse Rate	72		
Pulse Rhythm [Bilateral Dorsalis Pedis]		Regular	
Pulse Rhythm [Bilateral Radial]		Regular	
Pulse Strength [Bilateral Dorsalis Pedis]		Normal	
Pulse Strength [Bilateral Radial]		Normal	
Respiratory Rate	16		
Respiratory Effort		Mechanically Ventilated	
Respiratory Depth		Normal	
Respiratory Pattern		Normal	
Blood Pressure	132/46 H		
Blood Pressure Mean			
Blood Pressure Location			
Pulse Oximetry	98		
O2 Delivery			
Oxygen Flow Rate			
FIO2	30		30
Sepsis Action Taken by Nursing			

Temperature	10/30/22 08:00	10/30/22 08:00	10/30/22 07:30
Temperature Source			
Pulse Rate		76	72
Pulse Rhythm [Bilateral Dorsalis Pedis]			
Pulse Rhythm [Bilateral Radial]			
Pulse Strength [Bilateral Dorsalis Pedis]			
Pulse Strength [Bilateral Radial]			
Respiratory Rate			16
Respiratory Effort			
Respiratory Depth			
Respiratory Pattern			
Blood Pressure			119/51 L
Blood Pressure Mean			73

Lyons, Kathleen A

Facility: Queen of the Valley Hospital **Location:** Q 1 Intensive Care Unit
 61 F 07/13/1961 **Med Rec Num:** MR01483046

Room-Bed: QI007-A
Visit: QH0054940416

Vital Signs - Continued

Blood Pressure Location			
Pulse Oximetry			98
O2 Delivery			
Oxygen Flow Rate			
FIO2			
Sepsis Action Taken by Nursing	No Action Required		

	10/30/22 07:45	10/30/22 08:00	10/30/22 08:15
Temperature		97.9 F	
Temperature Source		Oral	
Pulse Rate	72	70	82
Pulse Rhythm [Bilateral Dorsalis Pedis]			
Pulse Rhythm [Bilateral Radial]			
Pulse Strength [Bilateral Dorsalis Pedis]			
Pulse Strength [Bilateral Radial]	14	16	16
Respiratory Rate			
Respiratory Effort			
Respiratory Depth			
Respiratory Pattern			
Blood Pressure	119/49 L	132/46 H	138/87 H
Blood Pressure Mean	72	74	104
Blood Pressure Location			
Pulse Oximetry	98	97	97
O2 Delivery			
Oxygen Flow Rate			
FIO2			
Sepsis Action Taken by Nursing			

	10/30/22 08:30	10/30/22 08:45	10/30/22 09:00
Temperature			
Temperature Source			
Pulse Rate	73	82	67

Lyons, Kathleen A

Facility: Queen of the Valley Hospital **Location:** Q 1 Intensive Care Unit
 61 F 07/13/1961 **Med Rec Num:** MR01483046

Room-Bed: QI007-A
Visit: QH0054940416

Vital Signs - Continued

Pulse Rhythm [Bilateral Dorsalis Pedis]			
Pulse Rhythm [Bilateral Radial]			
Pulse Strength [Bilateral Dorsalis Pedis]			
Pulse Strength [Bilateral Radial]			
Respiratory Rate	17	17	16
Respiratory Effort			
Respiratory Depth			
Respiratory Pattern			
Blood Pressure	134/51 H	143/70 H	117/61
Blood Pressure Mean	78	94	79
Blood Pressure Location			
Pulse Oximetry	98	98	98
O2 Delivery			
Oxygen Flow Rate			
FI02			
Sepsis Action Taken by Nursing			

Temperature	10/30/22 09:15	10/30/22 09:30	10/30/22 09:45
Temperature Source			
Pulse Rate	62	63	61
Pulse Rhythm [Bilateral Dorsalis Pedis]			
Pulse Rhythm [Bilateral Radial]			
Pulse Strength [Bilateral Dorsalis Pedis]			
Pulse Strength [Bilateral Radial]			
Respiratory Rate	16	16	16
Respiratory Effort			
Respiratory Depth			
Respiratory Pattern			
Blood Pressure	112/56 L	118/49 L	112/48 L
Blood Pressure Mean	74	72	69
Blood Pressure Location			
Pulse Oximetry	99	99	99
O2 Delivery			
Oxygen Flow Rate			

Lyons, Kathleen A

Facility: Queen of the Valley Hospital **Location:** Q 1 Intensive Care Unit
 61 F 07/13/1961 **Med Rec Num:** MR01483046

Room-Bed: QI007-A
Visit: QH0054940416

Vital Signs - Continued

FI02			
Sepsis Action Taken by Nursing			

	10/30/22 10:00	10/30/22 10:15	10/30/22 11:55
Temperature			
Temperature Source			
Pulse Rate	63	63	64
Pulse Rhythm [Bilateral Dorsalis Pedis]			
Pulse Rhythm [Bilateral Radial]			
Pulse Strength [Bilateral Dorsalis Pedis]			
Pulse Strength [Bilateral Radial]			
Respiratory Rate	16	16	16
Respiratory Effort			
Respiratory Depth			
Respiratory Pattern			
Blood Pressure	115/52 L	111/50 L	118/58 L
Blood Pressure Mean	73	70	
Blood Pressure Location			
Pulse Oximetry	99	99	100
O2 Delivery			
Oxygen Flow Rate			
FI02			30
Sepsis Action Taken by Nursing			

	10/30/22 12:00	10/30/22 12:00	10/30/22 12:00
Temperature			
Temperature Source			
Pulse Rate			71
Pulse Rhythm [Bilateral Dorsalis Pedis]		Regular	
Pulse Rhythm [Bilateral Radial]		Regular	
Pulse Strength [Bilateral Dorsalis Pedis]		Normal	
Pulse Strength [Bilateral Radial]		Normal	
Respiratory Rate			

Lyons, Kathleen A

Facility: Queen of the Valley Hospital **Location:** Q 1 Intensive Care Unit
 61 F 07/13/1961 **Med Rec Num:** MR01483046

Room-Bed: QI007-A
Visit: QH0054940416

Vital Signs - Continued

Respiratory Effort		Mechanically Ventilated
Respiratory Depth		Normal
Respiratory Pattern		Normal
Blood Pressure		
Blood Pressure Mean		
Blood Pressure Location		
Pulse Oximetry		
O2 Delivery		
Oxygen Flow Rate		
FI02	30	
Sepsis Action Taken by Nursing		

Temperature	10/30/22 10:30	10/30/22 10:45	10/30/22 11:00
Temperature Source			
Pulse Rate	62	67	67
Pulse Rhythm [Bilateral Dorsalis Pedis]			
Pulse Rhythm [Bilateral Radial]			
Pulse Strength [Bilateral Dorsalis Pedis]			
Pulse Strength [Bilateral Radial]			
Respiratory Rate	16	16	16
Respiratory Effort			
Respiratory Depth			
Respiratory Pattern			
Blood Pressure	117/49 L	122/51 H	127/47 H
Blood Pressure Mean	71	74	73
Blood Pressure Location			
Pulse Oximetry	99	100	100
O2 Delivery			
Oxygen Flow Rate			
FI02			
Sepsis Action Taken by Nursing			

Lyons, Kathleen A

Facility: Queen of the Valley Hospital **Location:** Q 1 Intensive Care Unit
 61 F 07/13/1961 **Med Rec Num:** MR01483046

Room-Bed: QI007-A
Visit: QH0054940416

Vital Signs - Continued

Temperature	10/30/22 11:15	10/30/22 11:30	10/30/22 11:45
Temperature Source			
Pulse Rate	64	72	68
Pulse Rhythm [Bilateral Dorsalis Pedis]			
Pulse Rhythm [Bilateral Radial]			
Pulse Strength [Bilateral Dorsalis Pedis]			
Pulse Strength [Bilateral Radial]			
Respiratory Rate	16	17	16
Respiratory Effort			
Respiratory Depth			
Respiratory Pattern			
Blood Pressure	119/52 L	137/52 H	141/52 H
Blood Pressure Mean	74	80	81
Blood Pressure Location			
Pulse Oximetry	100	98	99
O2 Delivery			
Oxygen Flow Rate			
FI02			
Sepsis Action Taken by Nursing			
Temperature	10/30/22 12:00	10/30/22 12:15	10/30/22 12:19
Temperature Source	Oral		
Pulse Rate	66	95	82
Pulse Rhythm [Bilateral Dorsalis Pedis]			
Pulse Rhythm [Bilateral Radial]			
Pulse Strength [Bilateral Dorsalis Pedis]			
Pulse Strength [Bilateral Radial]			
Respiratory Rate	16	18	20
Respiratory Effort			
Respiratory Depth			
Respiratory Pattern			

Lyons, Kathleen A

Facility: Queen of the Valley Hospital **Location:** Q 1 Intensive Care Unit
 61 F 07/13/1961 **Med Rec Num:** MR01483046

Room-Bed: QI007-A
Visit: QH0054940416

Vital Signs - Continued

Blood Pressure	128/52 H	152/55 H	160/59 H
Blood Pressure Mean	77	87	83
Blood Pressure Location			
Pulse Oximetry	99	99	98
O2 Delivery			
Oxygen Flow Rate			
FI02			
Sepsis Action Taken by Nursing			

Temperature	10/30/22 12:30	10/30/22 12:45	10/30/22 13:00
Temperature Source			
Pulse Rate	91	73	72
Pulse Rhythm [Bilateral Dorsalis Pedis]			
Pulse Rhythm [Bilateral Radial]			
Pulse Strength [Bilateral Dorsalis Pedis]			
Pulse Strength [Bilateral Radial]			
Respiratory Rate	17	17	16
Respiratory Effort			
Respiratory Depth			
Respiratory Pattern			
Blood Pressure	150/57 H	131/60 H	130/47 H
Blood Pressure Mean	88	83	74
Blood Pressure Location			
Pulse Oximetry	99	99	99
O2 Delivery			
Oxygen Flow Rate			
FI02			
Sepsis Action Taken by Nursing			

Temperature	10/30/22 13:15	10/30/22 13:30	10/30/22 13:45
Temperature Source			

Lyons, Kathleen A

Facility: Queen of the Valley Hospital **Location:** Q 1 Intensive Care Unit
 61 F 07/13/1961 **Med Rec Num:** MR01483046

Room-Bed: QI007-A
Visit: QH0054940416

Vital Signs - Continued

Pulse Rate	66	66	64
Pulse Rhythm [Bilateral Dorsalis Pedis]			
Pulse Rhythm [Bilateral Radial]			
Pulse Strength [Bilateral Dorsalis Pedis]			
Pulse Strength [Bilateral Radial]			
Respiratory Rate	16	16	16
Respiratory Effort			
Respiratory Depth			
Respiratory Pattern			
Blood Pressure	115/43 L	118/53 L	116/45 L
Blood Pressure Mean	67	74	68
Blood Pressure Location			
Pulse Oximetry	99	99	99
O2 Delivery			
Oxygen Flow Rate			
FI02			
Sepsis Action Taken by Nursing			

Temperature	10/30/22 14:00	10/30/22 14:15	10/30/22 14:30
Temperature Source			
Pulse Rate	63	62	72
Pulse Rhythm [Bilateral Dorsalis Pedis]			
Pulse Rhythm [Bilateral Radial]			
Pulse Strength [Bilateral Dorsalis Pedis]			
Pulse Strength [Bilateral Radial]			
Respiratory Rate	16	16	16
Respiratory Effort			
Respiratory Depth			
Respiratory Pattern			
Blood Pressure	111/45 L	109/48 L	123/52 H
Blood Pressure Mean	67	68	75
Blood Pressure Location			
Pulse Oximetry	99	99	99
O2 Delivery			

Lyons, Kathleen A

Facility: Queen of the Valley Hospital **Location:** Q 1 Intensive Care Unit
 61 F 07/13/1961 **Med Rec Num:** MR01483046

Room-Bed: QI007-A
Visit: QH0054940416

Vital Signs - Continued

Oxygen Flow Rate			
FI02			
Sepsis Action Taken by Nursing			

Temperature	10/30/22 14:45	10/30/22 15:00	10/30/22 15:37
Temperature Source			
Pulse Rate	65	63	66
Pulse Rhythm [Bilateral Dorsalis Pedis]			
Pulse Rhythm [Bilateral Radial]			
Pulse Strength [Bilateral Dorsalis Pedis]			
Pulse Strength [Bilateral Radial]	16	16	16
Respiratory Rate			
Respiratory Effort			
Respiratory Depth			
Respiratory Pattern			
Blood Pressure	114/49 L	114/47 L	119/56 L
Blood Pressure Mean	70	69	
Blood Pressure Location			
Pulse Oximetry	98	98	99
O2 Delivery			
Oxygen Flow Rate			
FI02			30
Sepsis Action Taken by Nursing			

Temperature	10/30/22 16:00	10/30/22 16:00	10/30/22 16:00
Temperature Source			
Pulse Rate			59 L
Pulse Rhythm [Bilateral Dorsalis Pedis]		Regular	
Pulse Rhythm [Bilateral Radial]		Regular	
Pulse Strength [Bilateral Dorsalis Pedis]		Normal	
Pulse Strength [Bilateral Radial]		Normal	

Lyons, Kathleen A

Facility: Queen of the Valley Hospital **Location:** Q 1 Intensive Care Unit
 61 F 07/13/1961 **Med Rec Num:** MR01483046

Room-Bed: QI007-A
Visit: QH0054940416

Vital Signs - Continued

Respiratory Rate			
Respiratory Effort		Mechanically Ventilated	
Respiratory Depth		Normal	
Respiratory Pattern		Normal	
Blood Pressure			
Blood Pressure Mean			
Blood Pressure Location			
Pulse Oximetry			
O2 Delivery			
Oxygen Flow Rate			
FIO2	30		
Sepsis Action Taken by Nursing			

Temperature	10/30/22 15:15	10/30/22 15:30	10/30/22 15:45
Temperature Source			
Pulse Rate	70	62	61
Pulse Rhythm [Bilateral Dorsalis Pedis]			
Pulse Rhythm [Bilateral Radial]			
Pulse Strength [Bilateral Dorsalis Pedis]			
Pulse Strength [Bilateral Radial]			
Respiratory Rate	19	16	16
Respiratory Effort			
Respiratory Depth			
Respiratory Pattern			
Blood Pressure	117/52 L	119/48 L	114/47 L
Blood Pressure Mean	73	71	69
Blood Pressure Location			
Pulse Oximetry	98	98	98
O2 Delivery			
Oxygen Flow Rate			
FIO2			
Sepsis Action Taken by Nursing			

Lyons, Kathleen A

Facility: Queen of the Valley Hospital **Location:** Q 1 Intensive Care Unit
 61 F 07/13/1961 **Med Rec Num:** MR01483046

Room-Bed: QI007-A
Visit: QH0054940416

Vital Signs - Continued

	10/30/22 16:00	10/30/22 16:15	10/30/22 16:30
Temperature	98.0 F		
Temperature Source	Oral		
Pulse Rate	60	60	58 L
Pulse Rhythm [Bilateral Dorsalis Pedis]			
Pulse Rhythm [Bilateral Radial]			
Pulse Strength [Bilateral Dorsalis Pedis]			
Pulse Strength [Bilateral Radial]			
Respiratory Rate	16	16	16
Respiratory Effort			
Respiratory Depth			
Respiratory Pattern			
Blood Pressure	116/50 L	120/48 L	114/47 L
Blood Pressure Mean	72	72	69
Blood Pressure Location			
Pulse Oximetry	99	99	99
O2 Delivery			
Oxygen Flow Rate			
FI02			
Sepsis Action Taken by Nursing			
Temperature	10/30/22 16:45	10/30/22 17:00	10/30/22 17:15
Temperature Source			
Pulse Rate	64	70	68
Pulse Rhythm [Bilateral Dorsalis Pedis]			
Pulse Rhythm [Bilateral Radial]			
Pulse Strength [Bilateral Dorsalis Pedis]			
Pulse Strength [Bilateral Radial]			
Respiratory Rate	17	16	16
Respiratory Effort			
Respiratory Depth			
Respiratory Pattern			

Lyons, Kathleen A

Facility: Queen of the Valley Hospital **Location:** Q 1 Intensive Care Unit
 61 F 07/13/1961 **Med Rec Num:** MR01483046

Room-Bed: QI007-A
Visit: QH0054940416

Vital Signs - Continued

Blood Pressure	119/54 L	132/58 H	116/54 L
Blood Pressure Mean	75	82	74
Blood Pressure Location			
Pulse Oximetry	98	97	98
O2 Delivery			
Oxygen Flow Rate			
FI02			
Sepsis Action Taken by Nursing			

Temperature	10/30/22 17:30	10/30/22 17:45	10/30/22 18:00
Temperature Source			
Pulse Rate	63	63	70
Pulse Rhythm [Bilateral Dorsalis Pedis]			
Pulse Rhythm [Bilateral Radial]			
Pulse Strength [Bilateral Dorsalis Pedis]			
Pulse Strength [Bilateral Radial]			
Respiratory Rate	16	16	14
Respiratory Effort			
Respiratory Depth			
Respiratory Pattern			
Blood Pressure	114/58 L	113/45 L	128/46 H
Blood Pressure Mean	76	67	73
Blood Pressure Location			
Pulse Oximetry	98	98	100
O2 Delivery			
Oxygen Flow Rate			
FI02			
Sepsis Action Taken by Nursing			

Temperature	10/30/22 18:15	10/30/22 20:00	10/30/22 20:00
Temperature Source			

Lyons, Kathleen A

Facility: Queen of the Valley Hospital **Location:** Q 1 Intensive Care Unit
 61 F 07/13/1961 **Med Rec Num:** MR01483046

Room-Bed: QI007-A
Visit: QH0054940416

Vital Signs - Continued

Pulse Rate	79		62
Pulse Rhythm [Bilateral Dorsalis Pedis]		Regular	
Pulse Rhythm [Bilateral Radial]		Regular	
Pulse Strength [Bilateral Dorsalis Pedis]		Normal	
Pulse Strength [Bilateral Radial]		Normal	
Respiratory Rate	17		
Respiratory Effort		Mechanically Ventilated	
Respiratory Depth		Normal	
Respiratory Pattern		Normal	
Blood Pressure	122/84 H		
Blood Pressure Mean	96		
Blood Pressure Location			
Pulse Oximetry	100		
O2 Delivery			
Oxygen Flow Rate			
FI02			
Sepsis Action Taken by Nursing			

Temperature	10/30/22 20:00	10/30/22 20:00	10/30/22 23:59
Temperature Source			
Pulse Rate			
Pulse Rhythm [Bilateral Dorsalis Pedis]			Regular
Pulse Rhythm [Bilateral Radial]			Regular
Pulse Strength [Bilateral Dorsalis Pedis]			Normal
Pulse Strength [Bilateral Radial]			Normal
Respiratory Rate			
Respiratory Effort			Mechanically Ventilated
Respiratory Depth			Normal
Respiratory Pattern			Normal
Blood Pressure			
Blood Pressure Mean			
Blood Pressure Location			

Lyons, Kathleen A

Facility: Queen of the Valley Hospital **Location:** Q 1 Intensive Care Unit
 61 F 07/13/1961 **Med Rec Num:** MR01483046

Room-Bed: QI007-A
Visit: QH0054940416

Vital Signs - Continued

Pulse Oximetry			
O2 Delivery			
Oxygen Flow Rate			
FI02		30	
Sepsis Action Taken by Nursing	No Action Required		

Temperature	10/30/22 23:59	10/30/22 23:59	10/31/22 04:00
Temperature Source			
Pulse Rate		61	
Pulse Rhythm [Bilateral Dorsalis Pedis]			Regular
Pulse Rhythm [Bilateral Radial]			Regular
Pulse Strength [Bilateral Dorsalis Pedis]			Normal
Pulse Strength [Bilateral Radial]			Normal
Respiratory Rate			
Respiratory Effort			Mechanically Ventilated
Respiratory Depth			Normal
Respiratory Pattern			Normal
Blood Pressure			
Blood Pressure Mean			
Blood Pressure Location			
Pulse Oximetry			
O2 Delivery			
Oxygen Flow Rate			
FI02		30	
Sepsis Action Taken by Nursing			

Temperature	10/31/22 04:00	10/31/22 04:00	10/30/22 18:31
Temperature Source			
Pulse Rate		74	62

Lyons, Kathleen A

Facility: Queen of the Valley Hospital **Location:** Q 1 Intensive Care Unit
 61 F 07/13/1961 **Med Rec Num:** MR01483046

Room-Bed: QI007-A
Visit: QH0054940416

Vital Signs - Continued

Pulse Rhythm [Bilateral Dorsalis Pedis]			
Pulse Rhythm [Bilateral Radial]			
Pulse Strength [Bilateral Dorsalis Pedis]			
Pulse Strength [Bilateral Radial]			
Respiratory Rate			16
Respiratory Effort			
Respiratory Depth			
Respiratory Pattern			
Blood Pressure			117/44 L
Blood Pressure Mean			61
Blood Pressure Location			
Pulse Oximetry			100
O2 Delivery			
Oxygen Flow Rate			
FI02			30
Sepsis Action Taken by Nursing			

Temperature	10/30/22	10/30/22	10/30/22
Temperature Source	18:46	19:00	19:16
Pulse Rate			
Pulse Rhythm [Bilateral Dorsalis Pedis]	62	68	63
Pulse Rhythm [Bilateral Radial]			
Pulse Strength [Bilateral Dorsalis Pedis]			
Pulse Strength [Bilateral Radial]			
Respiratory Rate	16	18	16
Respiratory Effort			
Respiratory Depth			
Respiratory Pattern			
Blood Pressure	118/49 L	132/49 H	118/46 L
Blood Pressure Mean	63	76	64
Blood Pressure Location			
Pulse Oximetry	99	99	99
O2 Delivery			
		Mechanical Ventilation	

Lyons, Kathleen A

Facility: Queen of the Valley Hospital **Location:** Q 1 Intensive Care Unit
 61 F 07/13/1961 **Med Rec Num:** MR01483046

Room-Bed: QI007-A
Visit: QH0054940416

Vital Signs - Continued

Oxygen Flow Rate			
FI02		30	
Sepsis Action Taken by Nursing			

	10/30/22 19:31	10/30/22 19:46	10/30/22 20:00
Temperature			98.9 F
Temperature Source			Oral
Pulse Rate	61	81	64
Pulse Rhythm [Bilateral Dorsalis Pedis]			
Pulse Rhythm [Bilateral Radial]			
Pulse Strength [Bilateral Dorsalis Pedis]			
Pulse Strength [Bilateral Radial]			
Respiratory Rate	16	16	15
Respiratory Effort			
Respiratory Depth			
Respiratory Pattern			
Blood Pressure	115/50 L	133/59 H	125/47 H
Blood Pressure Mean	65	75	73
Blood Pressure Location			
Pulse Oximetry	100	99	99
O2 Delivery			
Oxygen Flow Rate			
FI02			30
Sepsis Action Taken by Nursing			

	10/30/22 20:18	10/30/22 20:31	10/30/22 20:46
Temperature			
Temperature Source			
Pulse Rate	66	61	61
Pulse Rhythm [Bilateral Dorsalis Pedis]			
Pulse Rhythm [Bilateral Radial]			
Pulse Strength [Bilateral Dorsalis Pedis]			
Pulse Strength [Bilateral Radial]			

Lyons, Kathleen A

Facility: Queen of the Valley Hospital **Location:** Q 1 Intensive Care Unit
 61 F 07/13/1961 **Med Rec Num:** MR01483046

Room-Bed: QI007-A
Visit: QH0054940416

Vital Signs - Continued

Respiratory Rate	16	16	16
Respiratory Effort			
Respiratory Depth			
Respiratory Pattern			
Blood Pressure	132/56 H	120/48 L	125/53 H
Blood Pressure Mean	71	66	69
Blood Pressure Location			
Pulse Oximetry	99	100	100
O2 Delivery			
Oxygen Flow Rate			
FIO2			
Sepsis Action Taken by Nursing			

Temperature	10/30/22 21:00	10/30/22 21:16	10/30/22 21:31
Temperature Source			
Pulse Rate	75	65	77
Pulse Rhythm [Bilateral Dorsalis Pedis]			
Pulse Rhythm [Bilateral Radial]			
Pulse Strength [Bilateral Dorsalis Pedis]			
Pulse Strength [Bilateral Radial]			
Respiratory Rate	16	16	18
Respiratory Effort			
Respiratory Depth			
Respiratory Pattern			
Blood Pressure	143/54 H	135/45 H	143/52 H
Blood Pressure Mean	83	67	75
Blood Pressure Location			
Pulse Oximetry	98	99	99
O2 Delivery	Mechanical Ventilation		
Oxygen Flow Rate			
FIO2	30		
Sepsis Action Taken by Nursing			

Lyons, Kathleen A

Facility: Queen of the Valley Hospital **Location:** Q 1 Intensive Care Unit
 61 F 07/13/1961 **Med Rec Num:** MR01483046

Room-Bed: QI007-A
Visit: QH0054940416

Vital Signs - Continued

Temperature	10/30/22 21:46	10/30/22 22:00	10/30/22 22:16
Temperature Source			
Pulse Rate	73	67	67
Pulse Rhythm [Bilateral Dorsalis Pedis]			
Pulse Rhythm [Bilateral Radial]			
Pulse Strength [Bilateral Dorsalis Pedis]			
Pulse Strength [Bilateral Radial]			
Respiratory Rate	16	16	16
Respiratory Effort			
Respiratory Depth			
Respiratory Pattern			
Blood Pressure	121/48 H	111/48 L	120/59 L
Blood Pressure Mean	66	69	72
Blood Pressure Location			
Pulse Oximetry	99	99	99
O2 Delivery		Mechanical Ventilation	
Oxygen Flow Rate			
FI02		30	
Sepsis Action Taken by Nursing			

Temperature	10/30/22 22:31	10/30/22 22:46	10/30/22 23:00
Temperature Source			
Pulse Rate	64	59 L	60
Pulse Rhythm [Bilateral Dorsalis Pedis]			
Pulse Rhythm [Bilateral Radial]			
Pulse Strength [Bilateral Dorsalis Pedis]			
Pulse Strength [Bilateral Radial]			
Respiratory Rate	16	16	16
Respiratory Effort			
Respiratory Depth			

Lyons, Kathleen A

Facility: Queen of the Valley Hospital **Location:** Q 1 Intensive Care Unit
 61 F 07/13/1961 **Med Rec Num:** MR01483046

Room-Bed: QI007-A
Visit: QH0054940416

Vital Signs - Continued

Respiratory Pattern			
Blood Pressure	133/55 H	114/54 L	117/50 L
Blood Pressure Mean	74	66	65
Blood Pressure Location			
Pulse Oximetry	99	100	99
O2 Delivery			Mechanical Ventilation
Oxygen Flow Rate			
FI02			30
Sepsis Action Taken by Nursing			

Temperature	10/30/22 23:16	10/30/22 23:31	10/30/22 23:46
Temperature Source			
Pulse Rate	65	68	62
Pulse Rhythm [Bilateral Dorsalis Pedis]			
Pulse Rhythm [Bilateral Radial]			
Pulse Strength [Bilateral Dorsalis Pedis]			
Pulse Strength [Bilateral Radial]			
Respiratory Rate	18	16	16
Respiratory Effort			
Respiratory Depth			
Respiratory Pattern			
Blood Pressure	116/47 L	129/61 H	133/52 H
Blood Pressure Mean	64	75	67
Blood Pressure Location			
Pulse Oximetry	100	99	100
O2 Delivery			
Oxygen Flow Rate			
FI02			
Sepsis Action Taken by Nursing			

	10/31/22 00:00	10/31/22 00:16	10/31/22 00:31
--	-------------------	-------------------	-------------------

Lyons, Kathleen A

Facility: Queen of the Valley Hospital **Location:** Q 1 Intensive Care Unit
 61 F 07/13/1961 **Med Rec Num:** MR01483046

Room-Bed: QI007-A
Visit: QH0054940416

Vital Signs - Continued

Temperature	98.9 F		
Temperature Source	Oral		
Pulse Rate	67	61	61
Pulse Rhythm [Bilateral Dorsalis Pedis]			
Pulse Rhythm [Bilateral Radial]			
Pulse Strength [Bilateral Dorsalis Pedis]			
Pulse Strength [Bilateral Radial]			
Respiratory Rate	16	16	16
Respiratory Effort			
Respiratory Depth			
Respiratory Pattern			
Blood Pressure	136/52 H	127/50 H	119/54 L
Blood Pressure Mean	71	67	67
Blood Pressure Location			
Pulse Oximetry	99	100	100
O2 Delivery	Mechanical Ventilation		
Oxygen Flow Rate			
FI02	30		
Sepsis Action Taken by Nursing			

Temperature	10/31/22 00:46	10/31/22 01:00	10/31/22 01:16
Temperature Source			
Pulse Rate	62	63	63
Pulse Rhythm [Bilateral Dorsalis Pedis]			
Pulse Rhythm [Bilateral Radial]			
Pulse Strength [Bilateral Dorsalis Pedis]			
Pulse Strength [Bilateral Radial]			
Respiratory Rate	17	16	16
Respiratory Effort			
Respiratory Depth			
Respiratory Pattern			
Blood Pressure	123/49 H	121/51 H	118/47 L
Blood Pressure Mean	67	67	64

Lyons, Kathleen A

Facility: Queen of the Valley Hospital **Location:** Q 1 Intensive Care Unit
 61 F 07/13/1961 **Med Rec Num:** MR01483046

Room-Bed: QI007-A
Visit: QH0054940416

Vital Signs - Continued

Blood Pressure Location			
Pulse Oximetry	100	100	100
O2 Delivery		Mechanical Ventilation	
Oxygen Flow Rate			
FI02		30	
Sepsis Action Taken by Nursing			

Temperature	10/31/22 01:31	10/31/22 01:46	10/31/22 02:00
Temperature Source			
Pulse Rate	63	69	62
Pulse Rhythm [Bilateral Dorsalis Pedis]			
Pulse Rhythm [Bilateral Radial]			
Pulse Strength [Bilateral Dorsalis Pedis]			
Pulse Strength [Bilateral Radial]	16	16	16
Respiratory Rate			
Respiratory Effort			
Respiratory Depth			
Respiratory Pattern			
Blood Pressure	119/48 L	131/57 H	113/61
Blood Pressure Mean	64	74	73
Blood Pressure Location			
Pulse Oximetry	100	99	100
O2 Delivery			Mechanical Ventilation
Oxygen Flow Rate			
FI02			30
Sepsis Action Taken by Nursing			

Temperature	10/31/22 02:16	10/30/22 19:30	10/30/22 23:25
Temperature Source			

Lyons, Kathleen A

Facility: Queen of the Valley Hospital **Location:** Q 1 Intensive Care Unit
 61 F 07/13/1961 **Med Rec Num:** MR01483046

Room-Bed: QI007-A
Visit: QH0054940416

Vital Signs - Continued

Pulse Rate	71	60	74
Pulse Rhythm [Bilateral Dorsalis Pedis]			
Pulse Rhythm [Bilateral Radial]			
Pulse Strength [Bilateral Dorsalis Pedis]			
Pulse Strength [Bilateral Radial]			
Respiratory Rate	16	16	16
Respiratory Effort			
Respiratory Depth			
Respiratory Pattern			
Blood Pressure	134/61 H	115/50 L	116/47 L
Blood Pressure Mean	79		
Blood Pressure Location			
Pulse Oximetry	98	99	99
O2 Delivery			
Oxygen Flow Rate			
FI02		30	30
Sepsis Action Taken by Nursing			

Temperature	10/31/22 03:00	10/31/22 02:31	10/31/22 02:46
Temperature Source			
Pulse Rate	67	68	73
Pulse Rhythm [Bilateral Dorsalis Pedis]			
Pulse Rhythm [Bilateral Radial]			
Pulse Strength [Bilateral Dorsalis Pedis]			
Pulse Strength [Bilateral Radial]			
Respiratory Rate	16	16	17
Respiratory Effort			
Respiratory Depth			
Respiratory Pattern			
Blood Pressure	126/52 H	125/57 H	142/54 H
Blood Pressure Mean		73	76
Blood Pressure Location			
Pulse Oximetry	99	99	99
O2 Delivery			

Lyons, Kathleen A

Facility: Queen of the Valley Hospital **Location:** Q 1 Intensive Care Unit
 61 F 07/13/1961 **Med Rec Num:** MR01483046

Room-Bed: QI007-A
Visit: QH0054940416

Vital Signs - Continued

Oxygen Flow Rate			
FIO2	30		
Sepsis Action Taken by Nursing			

Temperature	10/31/22 03:00	10/31/22 03:16	10/31/22 03:31
Temperature Source			
Pulse Rate	64	68	65
Pulse Rhythm [Bilateral Dorsalis Pedis]			
Pulse Rhythm [Bilateral Radial]			
Pulse Strength [Bilateral Dorsalis Pedis]			
Pulse Strength [Bilateral Radial]			
Respiratory Rate	16	16	16
Respiratory Effort			
Respiratory Depth			
Respiratory Pattern			
Blood Pressure	126/52 H	128/57 H	129/51 H
Blood Pressure Mean	68	75	67
Blood Pressure Location			
Pulse Oximetry	99	99	99
O2 Delivery	Mechanical Ventilation		
Oxygen Flow Rate			
FIO2	30		
Sepsis Action Taken by Nursing			

Temperature	10/31/22 03:46	10/31/22 04:00	10/31/22 04:16
Temperature Source		Oral	
Pulse Rate	85	100	78
Pulse Rhythm [Bilateral Dorsalis Pedis]			
Pulse Rhythm [Bilateral Radial]			
Pulse Strength [Bilateral Dorsalis Pedis]			

Lyons, Kathleen A

Facility: Queen of the Valley Hospital **Location:** Q 1 Intensive Care Unit
 61 F 07/13/1961 **Med Rec Num:** MR01483046

Room-Bed: QI007-A
Visit: QH0054940416

Vital Signs - Continued

Pulse Strength [Bilateral Radial]			
Respiratory Rate	16	16	16
Respiratory Effort			
Respiratory Depth			
Respiratory Pattern			
Blood Pressure	136/53 H	126/51 H	144/56 H
Blood Pressure Mean	73	67	85
Blood Pressure Location			
Pulse Oximetry	98	100	99
O2 Delivery		Mechanical Ventilation	
Oxygen Flow Rate			
FI02			
Sepsis Action Taken by Nursing			

Temperature	10/31/22 04:31	10/31/22 04:46	10/31/22 05:00
Temperature Source			
Pulse Rate	93	84	89
Pulse Rhythm [Bilateral Dorsalis Pedis]			
Pulse Rhythm [Bilateral Radial]			
Pulse Strength [Bilateral Dorsalis Pedis]			
Pulse Strength [Bilateral Radial]			
Respiratory Rate	19	17	18
Respiratory Effort			
Respiratory Depth			
Respiratory Pattern			
Blood Pressure	130/43 H	131/77 H	152/50 H
Blood Pressure Mean	72	90	75
Blood Pressure Location			
Pulse Oximetry	99	99	99
O2 Delivery			Mechanical Ventilation
Oxygen Flow Rate			
FI02			30

Lyons, Kathleen A

Facility: Queen of the Valley Hospital **Location:** Q 1 Intensive Care Unit
 61 F 07/13/1961 **Med Rec Num:** MR01483046

Room-Bed: QI007-A
Visit: QH0054940416

Vital Signs - Continued

Sepsis Action Taken by Nursing

Temperature	10/31/22 05:08	10/31/22 05:16	10/31/22 05:31
Temperature Source			
Pulse Rate	94	67	97
Pulse Rhythm [Bilateral Dorsalis Pedis]			
Pulse Rhythm [Bilateral Radial]			
Pulse Strength [Bilateral Dorsalis Pedis]			
Pulse Strength [Bilateral Radial]			
Respiratory Rate	17	16	17
Respiratory Effort			
Respiratory Depth			
Respiratory Pattern			
Blood Pressure	160/58 H	130/44 H	148/54 H
Blood Pressure Mean	81	62	73
Blood Pressure Location			
Pulse Oximetry	100	99	99
O2 Delivery			
Oxygen Flow Rate			
FIO2			
Sepsis Action Taken by Nursing			

Temperature	10/31/22 05:46	10/31/22 06:00	10/31/22 06:16
Temperature Source			
Pulse Rate	66	81	74
Pulse Rhythm [Bilateral Dorsalis Pedis]			
Pulse Rhythm [Bilateral Radial]			
Pulse Strength [Bilateral Dorsalis Pedis]			
Pulse Strength [Bilateral Radial]			
Respiratory Rate	16	16	16
Respiratory Effort			

Lyons, Kathleen A

Facility: Queen of the Valley Hospital **Location:** Q 1 Intensive Care Unit
 61 F 07/13/1961 **Med Rec Num:** MR01483046

Room-Bed: QI007-A
Visit: QH0054940416

Vital Signs - Continued

Respiratory Depth			
Respiratory Pattern			
Blood Pressure	121/46 H	125/64 H	111/48 L
Blood Pressure Mean	62	79	62
Blood Pressure Location			
Pulse Oximetry	99	100	100
O2 Delivery		Mechanical Ventilation	
Oxygen Flow Rate			
FIO2		30	
Sepsis Action Taken by Nursing			

Temperature	10/31/22 06:31	10/31/22 07:00	10/31/22 08:00
Temperature Source			
Pulse Rate	66	69	
Pulse Rhythm [Bilateral Dorsalis Pedis]			Regular
Pulse Rhythm [Bilateral Radial]			Regular
Pulse Strength [Bilateral Dorsalis Pedis]			Normal
Pulse Strength [Bilateral Radial]			Normal
Respiratory Rate	16	16	
Respiratory Effort			Mechanically Ventilated
Respiratory Depth			Normal
Respiratory Pattern			Normal
Blood Pressure	112/51 L	110/47 L	
Blood Pressure Mean	65	61	
Blood Pressure Location			
Pulse Oximetry	99	100	
O2 Delivery		Mechanical Ventilation	
Oxygen Flow Rate			
FIO2		30	
Sepsis Action Taken by Nursing			

Lyons, Kathleen A

Facility: Queen of the Valley Hospital **Location:** Q 1 Intensive Care Unit
 61 F 07/13/1961 **Med Rec Num:** MR01483046

Room-Bed: QI007-A
Visit: QH0054940416

Vital Signs - Continued

Temperature	10/31/22 08:00	10/31/22 08:00	10/31/22 08:00
Temperature Source			
Pulse Rate			63
Pulse Rhythm [Bilateral Dorsalis Pedis]			
Pulse Rhythm [Bilateral Radial]			
Pulse Strength [Bilateral Dorsalis Pedis]			
Pulse Strength [Bilateral Radial]			
Respiratory Rate			
Respiratory Effort			
Respiratory Depth			
Respiratory Pattern			
Blood Pressure			
Blood Pressure Mean			
Blood Pressure Location			
Pulse Oximetry			
O2 Delivery			
Oxygen Flow Rate		30	
FI02			
Sepsis Action Taken by Nursing	No Action Required		

Temperature	10/31/22 12:00	10/31/22 12:00	10/31/22 12:00
Temperature Source			
Pulse Rate			71
Pulse Rhythm [Bilateral Dorsalis Pedis]	Regular		
Pulse Rhythm [Bilateral Radial]	Regular		
Pulse Strength [Bilateral Dorsalis Pedis]	Normal		
Pulse Strength [Bilateral Radial]	Normal		
Respiratory Rate			
Respiratory Effort	Mechanically Ventilated		

Lyons, Kathleen A

Facility: Queen of the Valley Hospital **Location:** Q 1 Intensive Care Unit
 61 F 07/13/1961 **Med Rec Num:** MR01483046

Room-Bed: QI007-A
Visit: QH0054940416

Vital Signs - Continued

Respiratory Depth	Normal		
Respiratory Pattern	Normal		
Blood Pressure			
Blood Pressure Mean			
Blood Pressure Location			
Pulse Oximetry			
O2 Delivery			
Oxygen Flow Rate			
FI02			30
Sepsis Action Taken by Nursing			

Temperature		10/31/22 16:00	10/31/22 16:00	10/31/22 16:00
Temperature Source				
Pulse Rate				80
Pulse Rhythm [Bilateral Dorsalis Pedis]	Regular			
Pulse Rhythm [Bilateral Radial]	Regular			
Pulse Strength [Bilateral Dorsalis Pedis]	Normal			
Pulse Strength [Bilateral Radial]	Normal			
Respiratory Rate				
Respiratory Effort	Mechanically Ventilated			
Respiratory Depth	Normal			
Respiratory Pattern	Normal			
Blood Pressure				
Blood Pressure Mean				
Blood Pressure Location				
Pulse Oximetry				
O2 Delivery				
Oxygen Flow Rate				30
FI02				
Sepsis Action Taken by Nursing				

Lyons, Kathleen A

Facility: Queen of the Valley Hospital **Location:** Q 1 Intensive Care Unit
 61 F 07/13/1961 **Med Rec Num:** MR01483046

Room-Bed: QI007-A
Visit: QH0054940416

Vital Signs - Continued

	10/31/22 07:30	10/31/22 07:45	10/31/22 08:00
Temperature			99.1 F
Temperature Source			Oral
Pulse Rate	68	66	71
Pulse Rhythm [Bilateral Dorsalis Pedis]			
Pulse Rhythm [Bilateral Radial]			
Pulse Strength [Bilateral Dorsalis Pedis]			
Pulse Strength [Bilateral Radial]			
Respiratory Rate	16	16	16
Respiratory Effort			
Respiratory Depth			
Respiratory Pattern			
Blood Pressure	110/52 L		126/48 H
Blood Pressure Mean	71		74
Blood Pressure Location			
Pulse Oximetry	100	99	99
O2 Delivery			
Oxygen Flow Rate			
FI02			
Sepsis Action Taken by Nursing			
Temperature	10/31/22 08:15	10/31/22 08:53	10/31/22 09:00
Temperature Source			
Pulse Rate	66	72	94
Pulse Rhythm [Bilateral Dorsalis Pedis]			
Pulse Rhythm [Bilateral Radial]			
Pulse Strength [Bilateral Dorsalis Pedis]			
Pulse Strength [Bilateral Radial]			
Respiratory Rate	16	16	
Respiratory Effort			
Respiratory Depth			
Respiratory Pattern			

Lyons, Kathleen A

Facility: Queen of the Valley Hospital **Location:** Q 1 Intensive Care Unit
 61 F 07/13/1961 **Med Rec Num:** MR01483046

Room-Bed: QI007-A
Visit: QH0054940416

Vital Signs - Continued

Blood Pressure	135/74 H	135/74 H	140/61 H
Blood Pressure Mean	94	85	87
Blood Pressure Location			
Pulse Oximetry	100	99	100
O2 Delivery			
Oxygen Flow Rate			
FI02			
Sepsis Action Taken by Nursing			

Temperature	10/31/22 09:15	10/31/22 09:30	10/31/22 09:45
Temperature Source			
Pulse Rate	80	77	65
Pulse Rhythm [Bilateral Dorsalis Pedis]			
Pulse Rhythm [Bilateral Radial]			
Pulse Strength [Bilateral Dorsalis Pedis]			
Pulse Strength [Bilateral Radial]			
Respiratory Rate			
Respiratory Effort			
Respiratory Depth			
Respiratory Pattern			
Blood Pressure		128/50 H	
Blood Pressure Mean		76	
Blood Pressure Location			
Pulse Oximetry	100	100	100
O2 Delivery			
Oxygen Flow Rate			
FI02			
Sepsis Action Taken by Nursing			

Temperature	10/31/22 10:00	10/31/22 08:06	10/31/22 11:50
Temperature Source			

Lyons, Kathleen A

Facility: Queen of the Valley Hospital **Location:** Q 1 Intensive Care Unit
 61 F 07/13/1961 **Med Rec Num:** MR01483046

Room-Bed: QI007-A
Visit: QH0054940416

Vital Signs - Continued

Pulse Rate	76	64	69
Pulse Rhythm [Bilateral Dorsalis Pedis]			
Pulse Rhythm [Bilateral Radial]			
Pulse Strength [Bilateral Dorsalis Pedis]			
Pulse Strength [Bilateral Radial]			
Respiratory Rate	16	19	
Respiratory Effort			
Respiratory Depth			
Respiratory Pattern			
Blood Pressure	131/53 H	126/48 H	
Blood Pressure Mean	79		
Blood Pressure Location			
Pulse Oximetry	100	100	100
O2 Delivery			
Oxygen Flow Rate			
FI02		30	30
Sepsis Action Taken by Nursing			

Temperature	10/31/22 10:15	10/31/22 10:30	10/31/22 10:45
Temperature Source			
Pulse Rate	67	64	68
Pulse Rhythm [Bilateral Dorsalis Pedis]			
Pulse Rhythm [Bilateral Radial]			
Pulse Strength [Bilateral Dorsalis Pedis]			
Pulse Strength [Bilateral Radial]			
Respiratory Rate			
Respiratory Effort			
Respiratory Depth			
Respiratory Pattern			
Blood Pressure		118/48 L	
Blood Pressure Mean		71	
Blood Pressure Location			
Pulse Oximetry	100	100	100
O2 Delivery			

Lyons, Kathleen A

Facility: Queen of the Valley Hospital **Location:** Q 1 Intensive Care Unit
 61 F 07/13/1961 **Med Rec Num:** MR01483046

Room-Bed: QI007-A
Visit: QH0054940416

Vital Signs - Continued

Oxygen Flow Rate			
FI02			
Sepsis Action Taken by Nursing			

Temperature	10/31/22 11:00	10/31/22 11:15	10/31/22 11:30
Temperature Source			
Pulse Rate	66	84	76
Pulse Rhythm [Bilateral Dorsalis Pedis]			
Pulse Rhythm [Bilateral Radial]			
Pulse Strength [Bilateral Dorsalis Pedis]			
Pulse Strength [Bilateral Radial]			
Respiratory Rate			
Respiratory Effort			
Respiratory Depth			
Respiratory Pattern			
Blood Pressure	132/49 H		132/45 H
Blood Pressure Mean	76		74
Blood Pressure Location			
Pulse Oximetry	100	100	100
O2 Delivery			
Oxygen Flow Rate			
FI02			
Sepsis Action Taken by Nursing			

Temperature	10/31/22 11:45	10/31/22 12:00	10/31/22 12:15
Temperature Source		Oral	
Pulse Rate	72	91	81
Pulse Rhythm [Bilateral Dorsalis Pedis]			
Pulse Rhythm [Bilateral Radial]			
Pulse Strength [Bilateral Dorsalis Pedis]			
Pulse Strength [Bilateral Radial]			

Lyons, Kathleen A

Facility: Queen of the Valley Hospital **Location:** Q 1 Intensive Care Unit
 61 F 07/13/1961 **Med Rec Num:** MR01483046

Room-Bed: QI007-A
Visit: QH0054940416

Vital Signs - Continued

Respiratory Rate			
Respiratory Effort			
Respiratory Depth			
Respiratory Pattern			
Blood Pressure		153/58 H	
Blood Pressure Mean		89	
Blood Pressure Location			
Pulse Oximetry	100	100	100
O2 Delivery			
Oxygen Flow Rate			
FI02			
Sepsis Action Taken by Nursing			

Temperature		10/31/22 12:30	10/31/22 12:45	10/31/22 13:00
Temperature Source				
Pulse Rate	79		65	73
Pulse Rhythm [Bilateral Dorsalis Pedis]				
Pulse Rhythm [Bilateral Radial]				
Pulse Strength [Bilateral Dorsalis Pedis]				
Pulse Strength [Bilateral Radial]				
Respiratory Rate				
Respiratory Effort				
Respiratory Depth				
Respiratory Pattern				
Blood Pressure		129/54 H		135/50 H
Blood Pressure Mean		79		78
Blood Pressure Location				
Pulse Oximetry	100		100	100
O2 Delivery				
Oxygen Flow Rate				
FI02				
Sepsis Action Taken by Nursing				

Lyons, Kathleen A

Facility: Queen of the Valley Hospital **Location:** Q 1 Intensive Care Unit
 61 F 07/13/1961 **Med Rec Num:** MR01483046

Room-Bed: QI007-A
Visit: QH0054940416

Vital Signs - Continued

Temperature	10/31/22 13:15	10/31/22 13:30	10/31/22 13:45
Temperature Source			
Pulse Rate	63	74	112 H
Pulse Rhythm [Bilateral Dorsalis Pedis]			
Pulse Rhythm [Bilateral Radial]			
Pulse Strength [Bilateral Dorsalis Pedis]			
Pulse Strength [Bilateral Radial]			
Respiratory Rate			
Respiratory Effort			
Respiratory Depth			
Respiratory Pattern			
Blood Pressure		127/48 H	
Blood Pressure Mean		74	
Blood Pressure Location			
Pulse Oximetry	100	100	100
O2 Delivery			
Oxygen Flow Rate			
FI02			
Sepsis Action Taken by Nursing			
Temperature	10/31/22 14:00	10/31/22 14:15	10/31/22 14:30
Temperature Source			
Pulse Rate	79	70	86
Pulse Rhythm [Bilateral Dorsalis Pedis]			
Pulse Rhythm [Bilateral Radial]			
Pulse Strength [Bilateral Dorsalis Pedis]			
Pulse Strength [Bilateral Radial]			
Respiratory Rate			
Respiratory Effort			
Respiratory Depth			
Respiratory Pattern			

Lyons, Kathleen A

Facility: Queen of the Valley Hospital **Location:** Q 1 Intensive Care Unit
 61 F 07/13/1961 **Med Rec Num:** MR01483046

Room-Bed: QI007-A
Visit: QH0054940416

Vital Signs - Continued

Blood Pressure	143/55 H		147/53 H
Blood Pressure Mean	84		84
Blood Pressure Location			
Pulse Oximetry	100	100	100
O2 Delivery			
Oxygen Flow Rate			
FI02			
Sepsis Action Taken by Nursing			

Temperature	10/31/22 14:45	10/31/22 15:00	10/31/22 15:15
Temperature Source			
Pulse Rate	74	73	72
Pulse Rhythm [Bilateral Dorsalis Pedis]			
Pulse Rhythm [Bilateral Radial]			
Pulse Strength [Bilateral Dorsalis Pedis]			
Pulse Strength [Bilateral Radial]			
Respiratory Rate			
Respiratory Effort			
Respiratory Depth			
Respiratory Pattern			
Blood Pressure		137/49 H	
Blood Pressure Mean		78	
Blood Pressure Location			
Pulse Oximetry	100	100	100
O2 Delivery			
Oxygen Flow Rate			
FI02			
Sepsis Action Taken by Nursing			

Temperature	10/31/22 15:30	10/31/22 15:45	10/31/22 16:00
Temperature Source			Oral

Lyons, Kathleen A

Facility: Queen of the Valley Hospital **Location:** Q 1 Intensive Care Unit
 61 F 07/13/1961 **Med Rec Num:** MR01483046

Room-Bed: QI007-A
Visit: QH0054940416

Vital Signs - Continued

Pulse Rate	81	67	71
Pulse Rhythm [Bilateral Dorsalis Pedis]			
Pulse Rhythm [Bilateral Radial]			
Pulse Strength [Bilateral Dorsalis Pedis]			
Pulse Strength [Bilateral Radial]			
Respiratory Rate			
Respiratory Effort			
Respiratory Depth			
Respiratory Pattern			
Blood Pressure	141/54 H		124/56 H
Blood Pressure Mean	83		78
Blood Pressure Location			
Pulse Oximetry	100	100	99
O2 Delivery			
Oxygen Flow Rate			
FI02			
Sepsis Action Taken by Nursing			

Temperature	10/31/22 16:15	10/31/22 16:30	10/31/22 16:45
Temperature Source			
Pulse Rate	73	89	67
Pulse Rhythm [Bilateral Dorsalis Pedis]			
Pulse Rhythm [Bilateral Radial]			
Pulse Strength [Bilateral Dorsalis Pedis]			
Pulse Strength [Bilateral Radial]			
Respiratory Rate			
Respiratory Effort			
Respiratory Depth			
Respiratory Pattern			
Blood Pressure		146/74 H	
Blood Pressure Mean		98	
Blood Pressure Location			
Pulse Oximetry	100	100	100
O2 Delivery			

Lyons, Kathleen A

Facility: Queen of the Valley Hospital **Location:** Q 1 Intensive Care Unit
 61 F 07/13/1961 **Med Rec Num:** MR01483046

Room-Bed: QI007-A
Visit: QH0054940416

Vital Signs - Continued

Oxygen Flow Rate			
FI02			
Sepsis Action Taken by Nursing			

Temperature	10/31/22 15:35	10/31/22 17:05	10/31/22 17:00
Temperature Source			
Pulse Rate	66	89	71
Pulse Rhythm [Bilateral Dorsalis Pedis]			
Pulse Rhythm [Bilateral Radial]			
Pulse Strength [Bilateral Dorsalis Pedis]			
Pulse Strength [Bilateral Radial]	17	19	
Respiratory Rate			
Respiratory Effort			
Respiratory Depth			
Respiratory Pattern			
Blood Pressure			121/49 H
Blood Pressure Mean			73
Blood Pressure Location			
Pulse Oximetry	100	100	100
O2 Delivery			
Oxygen Flow Rate			
FI02	30	30	
Sepsis Action Taken by Nursing			

Temperature	10/31/22 17:15	10/31/22 17:30	10/31/22 17:45
Temperature Source			
Pulse Rate	80	68	66
Pulse Rhythm [Bilateral Dorsalis Pedis]			
Pulse Rhythm [Bilateral Radial]			
Pulse Strength [Bilateral Dorsalis Pedis]			
Pulse Strength [Bilateral Radial]			

Lyons, Kathleen A

Facility: Queen of the Valley Hospital **Location:** Q 1 Intensive Care Unit
 61 F 07/13/1961 **Med Rec Num:** MR01483046

Room-Bed: QI007-A
Visit: QH0054940416

Vital Signs - Continued

Respiratory Rate			
Respiratory Effort			
Respiratory Depth			
Respiratory Pattern			
Blood Pressure		123/47 H	
Blood Pressure Mean		72	
Blood Pressure Location			
Pulse Oximetry	100	100	100
O2 Delivery			
Oxygen Flow Rate			
FI02			
Sepsis Action Taken by Nursing			

	10/31/22	10/31/22	10/31/22
Temperature	18:00	19:06	20:00
Temperature Source			
Pulse Rate	81	69	
Pulse Rhythm [Bilateral Dorsalis Pedis]			
Pulse Rhythm [Bilateral Radial]			
Pulse Strength [Bilateral Dorsalis Pedis]			
Pulse Strength [Bilateral Radial]			
Respiratory Rate		17	
Respiratory Effort			
Respiratory Depth			
Respiratory Pattern			
Blood Pressure	135/56 H	114/49 L	
Blood Pressure Mean	82		
Blood Pressure Location			
Pulse Oximetry	100	100	
O2 Delivery			
Oxygen Flow Rate			28
FI02			
Sepsis Action Taken by Nursing			No Action Required

Lyons, Kathleen A

Facility: Queen of the Valley Hospital **Location:** Q 1 Intensive Care Unit
 61 F 07/13/1961 **Med Rec Num:** MR01483046

Room-Bed: QI007-A
Visit: QH0054940416

Vital Signs - Continued

Temperature	10/31/22 20:00	10/31/22 20:00	10/31/22 19:01
Temperature Source			
Pulse Rate			66
Pulse Rhythm [Bilateral Dorsalis Pedis]		Regular	
Pulse Rhythm [Bilateral Radial]		Regular	
Pulse Strength [Bilateral Dorsalis Pedis]		Normal	
Pulse Strength [Bilateral Radial]		Normal	
Respiratory Rate			16
Respiratory Effort		Mechanically Ventilated	
Respiratory Depth		Normal	
Respiratory Pattern		Normal	
Blood Pressure			114/49 L
Blood Pressure Mean			64
Blood Pressure Location			
Pulse Oximetry			100
O2 Delivery			
Oxygen Flow Rate			
FI02		28	
Sepsis Action Taken by Nursing			

Temperature	10/31/22 19:31	10/31/22 20:00	10/31/22 20:30
Temperature Source		99.1 F Axillary	
Pulse Rate		69	70
Pulse Rhythm [Bilateral Dorsalis Pedis]			
Pulse Rhythm [Bilateral Radial]			
Pulse Strength [Bilateral Dorsalis Pedis]			
Pulse Strength [Bilateral Radial]			
Respiratory Rate		16	16
Respiratory Effort			
Respiratory Depth			

Lyons, Kathleen A

Facility: Queen of the Valley Hospital **Location:** Q 1 Intensive Care Unit
 61 F 07/13/1961 **Med Rec Num:** MR01483046

Room-Bed: QI007-A
Visit: QH0054940416

Vital Signs - Continued

Respiratory Pattern			
Blood Pressure	134/57 H	121/47 H	119/51 L
Blood Pressure Mean	73	63	73
Blood Pressure Location			
Pulse Oximetry	98	99	99
O2 Delivery			
Oxygen Flow Rate			
FIO2			
Sepsis Action Taken by Nursing			

Temperature	10/31/22 21:00	10/31/22 21:30	10/31/22 22:00
Temperature Source			
Pulse Rate	93	74	74
Pulse Rhythm [Bilateral Dorsalis Pedis]			
Pulse Rhythm [Bilateral Radial]			
Pulse Strength [Bilateral Dorsalis Pedis]			
Pulse Strength [Bilateral Radial]			
Respiratory Rate	16	17	17
Respiratory Effort			
Respiratory Depth			
Respiratory Pattern			
Blood Pressure	146/57 H	132/48 H	132/52 H
Blood Pressure Mean	86	76	78
Blood Pressure Location			
Pulse Oximetry	99	100	100
O2 Delivery			
Oxygen Flow Rate			
FIO2			
Sepsis Action Taken by Nursing			

Temperature	10/31/22 20:00	10/31/22 23:59	10/31/22 23:58
-------------	-------------------	-------------------	-------------------

Lyons, Kathleen A

Facility: Queen of the Valley Hospital **Location:** Q 1 Intensive Care Unit
 61 F 07/13/1961 **Med Rec Num:** MR01483046

Room-Bed: QI007-A
Visit: QH0054940416

Vital Signs - Continued

Temperature Source			
Pulse Rate	64	72	70
Pulse Rhythm [Bilateral Dorsalis Pedis]			
Pulse Rhythm [Bilateral Radial]			
Pulse Strength [Bilateral Dorsalis Pedis]			
Pulse Strength [Bilateral Radial]			17
Respiratory Rate			
Respiratory Effort			
Respiratory Depth			
Respiratory Pattern			
Blood Pressure			144/64 H
Blood Pressure Mean			
Blood Pressure Location			
Pulse Oximetry			98
O2 Delivery			
Oxygen Flow Rate			
FI02			28
Sepsis Action Taken by Nursing			

Temperature	10/31/22 22:31	10/31/22 23:01	10/31/22 23:31
Temperature Source			
Pulse Rate	83	76	77
Pulse Rhythm [Bilateral Dorsalis Pedis]			
Pulse Rhythm [Bilateral Radial]			
Pulse Strength [Bilateral Dorsalis Pedis]			
Pulse Strength [Bilateral Radial]			
Respiratory Rate	17	17	16
Respiratory Effort			
Respiratory Depth			
Respiratory Pattern			
Blood Pressure	159/55 H	123/74 H	129/54 H
Blood Pressure Mean	77	85	70
Blood Pressure Location			
Pulse Oximetry	98	99	99

Lyons, Kathleen A

Facility: Queen of the Valley Hospital **Location:** Q 1 Intensive Care Unit
 61 F 07/13/1961 **Med Rec Num:** MR01483046

Room-Bed: QI007-A
Visit: QH0054940416

Vital Signs - Continued

O2 Delivery			
Oxygen Flow Rate			
FI02			
Sepsis Action Taken by Nursing			

	11/01/22 00:01	11/01/22 00:31	11/01/22 01:01
Temperature			
Temperature Source			
Pulse Rate	76	74	69
Pulse Rhythm [Bilateral Dorsalis Pedis]			
Pulse Rhythm [Bilateral Radial]			
Pulse Strength [Bilateral Dorsalis Pedis]			
Pulse Strength [Bilateral Radial]			
Respiratory Rate	16	16	16
Respiratory Effort			
Respiratory Depth			
Respiratory Pattern			
Blood Pressure	127/49 H	151/55 H	121/45 H
Blood Pressure Mean	67	73	62
Blood Pressure Location			
Pulse Oximetry	99		
O2 Delivery			
Oxygen Flow Rate			
FI02			
Sepsis Action Taken by Nursing			

	11/01/22 01:31	10/31/22 23:59	10/31/22 23:59
Temperature			
Temperature Source			
Pulse Rate	71		
Pulse Rhythm [Bilateral Dorsalis Pedis]		Regular	
Pulse Rhythm [Bilateral Radial]		Regular	
Pulse Strength [Bilateral Dorsalis Pedis]		Normal	

Lyons, Kathleen A

Facility: Queen of the Valley Hospital **Location:** Q 1 Intensive Care Unit
 61 F 07/13/1961 **Med Rec Num:** MR01483046

Room-Bed: QI007-A
Visit: QH0054940416

Vital Signs - Continued

Pulse Strength [Bilateral Radial]			
Respiratory Rate	17	Normal	
Respiratory Effort		Mechanically Ventilated	
Respiratory Depth		Normal	
Respiratory Pattern		Normal	
Blood Pressure	132/46 H		
Blood Pressure Mean	65		
Blood Pressure Location			
Pulse Oximetry			
O2 Delivery			
Oxygen Flow Rate			
FI02			28
Sepsis Action Taken by Nursing			

Temperature	11/01/22 04:00	11/01/22 04:00	11/01/22 04:00
Temperature Source			
Pulse Rate	72		
Pulse Rhythm [Bilateral Dorsalis Pedis]		Regular	
Pulse Rhythm [Bilateral Radial]		Regular	
Pulse Strength [Bilateral Dorsalis Pedis]		Normal	
Pulse Strength [Bilateral Radial]		Normal	
Respiratory Rate			
Respiratory Effort		Mechanically Ventilated	
Respiratory Depth		Normal	
Respiratory Pattern		Normal	
Blood Pressure			
Blood Pressure Mean			
Blood Pressure Location			
Pulse Oximetry			
O2 Delivery			
Oxygen Flow Rate			
FI02			28

Lyons, Kathleen A

Facility: Queen of the Valley Hospital **Location:** Q 1 Intensive Care Unit
 61 F 07/13/1961 **Med Rec Num:** MR01483046

Room-Bed: QI007-A
Visit: QH0054940416

Vital Signs - Continued

Sepsis Action Taken by Nursing

Temperature	11/01/22 02:02	11/01/22 02:31	11/01/22 03:00
Temperature Source			
Pulse Rate	75	69	70
Pulse Rhythm [Bilateral Dorsalis Pedis]			
Pulse Rhythm [Bilateral Radial]			
Pulse Strength [Bilateral Dorsalis Pedis]			
Pulse Strength [Bilateral Radial]			
Respiratory Rate	16	16	17
Respiratory Effort			
Respiratory Depth			
Respiratory Pattern			
Blood Pressure	147/52 H	128/53 H	131/49 H
Blood Pressure Mean	72	68	67
Blood Pressure Location			
Pulse Oximetry			100
O2 Delivery			
Oxygen Flow Rate			
FIO2			
Sepsis Action Taken by Nursing			

Temperature	11/01/22 03:30	11/01/22 04:00	11/01/22 03:11
Temperature Source		Axillary	
Pulse Rate	72	99	70
Pulse Rhythm [Bilateral Dorsalis Pedis]			
Pulse Rhythm [Bilateral Radial]			
Pulse Strength [Bilateral Dorsalis Pedis]			
Pulse Strength [Bilateral Radial]			
Respiratory Rate	17	17	18
Respiratory Effort			

Lyons, Kathleen A

Facility: Queen of the Valley Hospital **Location:** Q 1 Intensive Care Unit
 61 F 07/13/1961 **Med Rec Num:** MR01483046

Room-Bed: QI007-A
Visit: QH0054940416

Vital Signs - Continued

Respiratory Depth			
Respiratory Pattern			
Blood Pressure	132/55 H	135/50 H	131/49 H
Blood Pressure Mean	72	70	
Blood Pressure Location			
Pulse Oximetry	100	98	99
O2 Delivery			
Oxygen Flow Rate			
FI02			28
Sepsis Action Taken by Nursing			

Temperature			
Temperature Source			
Pulse Rate	67	70	68
Pulse Rhythm [Bilateral Dorsalis Pedis]			
Pulse Rhythm [Bilateral Radial]			
Pulse Strength [Bilateral Dorsalis Pedis]			
Pulse Strength [Bilateral Radial]			
Respiratory Rate	17	17	17
Respiratory Effort			
Respiratory Depth			
Respiratory Pattern			
Blood Pressure	125/45 H	130/45 H	127/45 H
Blood Pressure Mean	64	64	64
Blood Pressure Location			
Pulse Oximetry	100	100	99
O2 Delivery			
Oxygen Flow Rate			
FI02			
Sepsis Action Taken by Nursing			

	11/01/22 06:00	11/01/22 06:30	11/01/22 07:01
--	----------------	----------------	----------------

Lyons, Kathleen A

Facility: Queen of the Valley Hospital **Location:** Q 1 Intensive Care Unit
 61 F 07/13/1961 **Med Rec Num:** MR01483046

Room-Bed: QI007-A
Visit: QH0054940416

Vital Signs - Continued

Temperature			
Temperature Source			
Pulse Rate	113 H	84	75
Pulse Rhythm [Bilateral Dorsalis Pedis]			
Pulse Rhythm [Bilateral Radial]			
Pulse Strength [Bilateral Dorsalis Pedis]			
Pulse Strength [Bilateral Radial]			
Respiratory Rate	17	17	17
Respiratory Effort			
Respiratory Depth			
Respiratory Pattern			
Blood Pressure	158/61 H	140/47 H	131/57 H
Blood Pressure Mean	82	68	74
Blood Pressure Location			
Pulse Oximetry	97	99	99
O2 Delivery			
Oxygen Flow Rate			
FIO2			
Sepsis Action Taken by Nursing			

Temperature	11/01/22 08:00	11/01/22 08:00	11/01/22 08:00
Temperature Source			
Pulse Rate			
Pulse Rhythm [Bilateral Dorsalis Pedis]	Regular		
Pulse Rhythm [Bilateral Radial]	Regular		
Pulse Strength [Bilateral Dorsalis Pedis]	Normal		
Pulse Strength [Bilateral Radial]	Normal		
Respiratory Rate			
Respiratory Effort	Mechanically Ventilated		
Respiratory Depth	Normal		
Respiratory Pattern	Normal		
Blood Pressure			
Blood Pressure Mean			

Lyons, Kathleen A

Facility: Queen of the Valley Hospital **Location:** Q 1 Intensive Care Unit
 61 F 07/13/1961 **Med Rec Num:** MR01483046

Room-Bed: QI007-A
Visit: QH0054940416

Vital Signs - Continued

Blood Pressure Location			
Pulse Oximetry			
O2 Delivery			
Oxygen Flow Rate			
FI02			28
Sepsis Action Taken by Nursing		No Action Required	

	11/01/22 08:00	11/01/22 07:30	11/01/22 08:00
Temperature			98.8 F
Temperature Source			Oral
Pulse Rate	70	67	88
Pulse Rhythm [Bilateral Dorsalis Pedis]			
Pulse Rhythm [Bilateral Radial]			
Pulse Strength [Bilateral Dorsalis Pedis]			
Pulse Strength [Bilateral Radial]			
Respiratory Rate			
Respiratory Effort			
Respiratory Depth			
Respiratory Pattern			
Blood Pressure		125/52 H	152/54 H
Blood Pressure Mean		76	86
Blood Pressure Location			
Pulse Oximetry		98	
O2 Delivery			
Oxygen Flow Rate			
FI02			
Sepsis Action Taken by Nursing			

	11/01/22 08:30	11/01/22 09:00	11/01/22 07:45
Temperature			
Temperature Source			
Pulse Rate	76	70	70

Lyons, Kathleen A

Facility: Queen of the Valley Hospital **Location:** Q 1 Intensive Care Unit
 61 F 07/13/1961 **Med Rec Num:** MR01483046

Room-Bed: QI007-A
Visit: QH0054940416

Vital Signs - Continued

Pulse Rhythm [Bilateral Dorsalis Pedis]			
Pulse Rhythm [Bilateral Radial]			
Pulse Strength [Bilateral Dorsalis Pedis]			
Pulse Strength [Bilateral Radial]			
Respiratory Rate			19
Respiratory Effort			
Respiratory Depth			
Respiratory Pattern			
Blood Pressure	142/50 H	134/53 H	
Blood Pressure Mean	80	80	
Blood Pressure Location			
Pulse Oximetry	100	100	98
O2 Delivery			
Oxygen Flow Rate			
FI02			28
Sepsis Action Taken by Nursing			

Temperature	11/01/22 09:30	11/01/22 10:00	11/01/22 12:00
Temperature Source			
Pulse Rate	71	73	
Pulse Rhythm [Bilateral Dorsalis Pedis]			Regular
Pulse Rhythm [Bilateral Radial]			Regular
Pulse Strength [Bilateral Dorsalis Pedis]			Normal
Pulse Strength [Bilateral Radial]			Normal
Respiratory Rate			
Respiratory Effort			Mechanically Ventilated
Respiratory Depth			Normal
Respiratory Pattern			Normal
Blood Pressure	140/50 H	148/50 H	
Blood Pressure Mean	80	82	
Blood Pressure Location			
Pulse Oximetry	100	100	
O2 Delivery			

Lyons, Kathleen A

Facility: Queen of the Valley Hospital **Location:** Q 1 Intensive Care Unit
 61 F 07/13/1961 **Med Rec Num:** MR01483046

Room-Bed: QI007-A
Visit: QH0054940416

Vital Signs - Continued

Oxygen Flow Rate			
FI02			
Sepsis Action Taken by Nursing			

Temperature	11/01/22 12:00	11/01/22 10:30	11/01/22 11:00
Temperature Source			
Pulse Rate		82	82
Pulse Rhythm [Bilateral Dorsalis Pedis]			
Pulse Rhythm [Bilateral Radial]			
Pulse Strength [Bilateral Dorsalis Pedis]			
Pulse Strength [Bilateral Radial]			
Respiratory Rate			
Respiratory Effort			
Respiratory Depth			
Respiratory Pattern			
Blood Pressure		138/57 H	143/51 H
Blood Pressure Mean		84	81
Blood Pressure Location			
Pulse Oximetry		100	99
O2 Delivery			
Oxygen Flow Rate			
FI02		28	
Sepsis Action Taken by Nursing			

Temperature	11/01/22 11:30	11/01/22 12:00	11/01/22 12:00
Temperature Source		Oral	
Pulse Rate		82	94
Pulse Rhythm [Bilateral Dorsalis Pedis]			85
Pulse Rhythm [Bilateral Radial]			
Pulse Strength [Bilateral Dorsalis Pedis]			
Pulse Strength [Bilateral Radial]			

Lyons, Kathleen A

Facility: Queen of the Valley Hospital **Location:** Q 1 Intensive Care Unit
 61 F 07/13/1961 **Med Rec Num:** MR01483046

Room-Bed: QI007-A
Visit: QH0054940416

Vital Signs - Continued

Respiratory Rate			
Respiratory Effort			
Respiratory Depth			
Respiratory Pattern			
Blood Pressure	151/51 H	162/59 H	
Blood Pressure Mean	84	93	
Blood Pressure Location			
Pulse Oximetry	100	97	
O2 Delivery			
Oxygen Flow Rate			
FI02			
Sepsis Action Taken by Nursing			

Temperature	11/01/22	11/01/22	11/01/22
Temperature Source	16:00	16:00	12:30
Pulse Rate			95
Pulse Rhythm [Bilateral Dorsalis Pedis]	Regular		
Pulse Rhythm [Bilateral Radial]	Regular		
Pulse Strength [Bilateral Dorsalis Pedis]	Normal		
Pulse Strength [Bilateral Radial]	Normal		
Respiratory Rate			
Respiratory Effort	Mechanically Ventilated		
Respiratory Depth	Normal		
Respiratory Pattern	Normal		
Blood Pressure			144/59 H
Blood Pressure Mean			87
Blood Pressure Location			
Pulse Oximetry			98
O2 Delivery			
Oxygen Flow Rate			
FI02		28	
Sepsis Action Taken by Nursing			

Lyons, Kathleen A

Facility: Queen of the Valley Hospital **Location:** Q 1 Intensive Care Unit
 61 F 07/13/1961 **Med Rec Num:** MR01483046

Room-Bed: QI007-A
Visit: QH0054940416

Vital Signs - Continued

	11/01/22 13:00	11/01/22 13:26	11/01/22 13:30
Temperature			
Temperature Source			
Pulse Rate	124 H	88	108 H
Pulse Rhythm [Bilateral Dorsalis Pedis]			
Pulse Rhythm [Bilateral Radial]			
Pulse Strength [Bilateral Dorsalis Pedis]			
Pulse Strength [Bilateral Radial]			
Respiratory Rate			
Respiratory Effort			
Respiratory Depth			
Respiratory Pattern			
Blood Pressure	195/62 H	147/60 H	155/84 H
Blood Pressure Mean	106	79	107
Blood Pressure Location			
Pulse Oximetry	97	98	98
O2 Delivery			
Oxygen Flow Rate			
FI02			
Sepsis Action Taken by Nursing			
Temperature	11/01/22 13:34	11/01/22 14:00	11/01/22 14:30
Temperature Source			
Pulse Rate	89	94	86
Pulse Rhythm [Bilateral Dorsalis Pedis]			
Pulse Rhythm [Bilateral Radial]			
Pulse Strength [Bilateral Dorsalis Pedis]			
Pulse Strength [Bilateral Radial]			
Respiratory Rate			
Respiratory Effort			
Respiratory Depth			
Respiratory Pattern			

Lyons, Kathleen A

Facility: Queen of the Valley Hospital **Location:** Q 1 Intensive Care Unit
 61 F 07/13/1961 **Med Rec Num:** MR01483046

Room-Bed: QI007-A
Visit: QH0054940416

Vital Signs - Continued

Blood Pressure	152/56 H	138/63 H	134/58 H
Blood Pressure Mean	77	88	83
Blood Pressure Location			
Pulse Oximetry	98	99	99
O2 Delivery			
Oxygen Flow Rate			
FI02			
Sepsis Action Taken by Nursing			

Temperature	11/01/22 15:00	11/01/22 15:30	11/01/22 16:00
Temperature Source			Oral
Pulse Rate	89	82	84
Pulse Rhythm [Bilateral Dorsalis Pedis]			
Pulse Rhythm [Bilateral Radial]			
Pulse Strength [Bilateral Dorsalis Pedis]			
Pulse Strength [Bilateral Radial]			
Respiratory Rate			
Respiratory Effort			
Respiratory Depth			
Respiratory Pattern			
Blood Pressure	144/58 H	133/47 H	139/54 H
Blood Pressure Mean	86	75	82
Blood Pressure Location			
Pulse Oximetry	98	97	98
O2 Delivery			
Oxygen Flow Rate			
FI02			
Sepsis Action Taken by Nursing			

Temperature	11/01/22 11:39	11/01/22 15:55	11/01/22 16:00
Temperature Source			

Lyons, Kathleen A

Facility: Queen of the Valley Hospital **Location:** Q 1 Intensive Care Unit
 61 F 07/13/1961 **Med Rec Num:** MR01483046

Room-Bed: QI007-A
Visit: QH0054940416

Vital Signs - Continued

Pulse Rate	73	79	80
Pulse Rhythm [Bilateral Dorsalis Pedis]			
Pulse Rhythm [Bilateral Radial]			
Pulse Strength [Bilateral Dorsalis Pedis]			
Pulse Strength [Bilateral Radial]			
Respiratory Rate	19	18	
Respiratory Effort			
Respiratory Depth			
Respiratory Pattern			
Blood Pressure			
Blood Pressure Mean			
Blood Pressure Location			
Pulse Oximetry	99	98	
O2 Delivery			
Oxygen Flow Rate			
FI02	28	28	
Sepsis Action Taken by Nursing			

Temperature	11/01/22 17:15	11/01/22 16:30	11/01/22 17:00
Temperature Source			
Pulse Rate	80	78	82
Pulse Rhythm [Bilateral Dorsalis Pedis]			
Pulse Rhythm [Bilateral Radial]			
Pulse Strength [Bilateral Dorsalis Pedis]			
Pulse Strength [Bilateral Radial]			
Respiratory Rate	17		
Respiratory Effort			
Respiratory Depth			
Respiratory Pattern			
Blood Pressure		138/52 H	142/53 H
Blood Pressure Mean		80	82
Blood Pressure Location			
Pulse Oximetry	99	99	99
O2 Delivery			

Lyons, Kathleen A

Facility: Queen of the Valley Hospital **Location:** Q 1 Intensive Care Unit
 61 F 07/13/1961 **Med Rec Num:** MR01483046

Room-Bed: QI007-A
Visit: QH0054940416

Vital Signs - Continued

Oxygen Flow Rate			
FI02		28	
Sepsis Action Taken by Nursing			

	11/01/22 17:30	11/01/22 18:00	11/01/22 20:00
Temperature			
Temperature Source			
Pulse Rate	76	76	
Pulse Rhythm [Bilateral Dorsalis Pedis]			
Pulse Rhythm [Bilateral Radial]			
Pulse Strength [Bilateral Dorsalis Pedis]			
Pulse Strength [Bilateral Radial]			
Respiratory Rate			
Respiratory Effort			
Respiratory Depth			
Respiratory Pattern			
Blood Pressure	137/48 H	136/50 H	
Blood Pressure Mean	77	78	
Blood Pressure Location			
Pulse Oximetry	98	99	
O2 Delivery			
Oxygen Flow Rate			
FI02			
Sepsis Action Taken by Nursing			No Action Required

	11/01/22 20:00	11/01/22 20:00	11/01/22 20:00
Temperature			
Temperature Source			
Pulse Rate		72	
Pulse Rhythm [Bilateral Dorsalis Pedis]			Regular
Pulse Rhythm [Bilateral Radial]			Regular
Pulse Strength [Bilateral Dorsalis Pedis]			Normal

Lyons, Kathleen A

Facility: Queen of the Valley Hospital **Location:** Q 1 Intensive Care Unit
 61 F 07/13/1961 **Med Rec Num:** MR01483046

Room-Bed: QI007-A
Visit: QH0054940416

Vital Signs - Continued

Pulse Strength [Bilateral Radial]			Normal
Respiratory Rate			
Respiratory Effort			Mechanically Ventilated
Respiratory Depth			Normal
Respiratory Pattern			Normal
Blood Pressure			
Blood Pressure Mean			
Blood Pressure Location			
Pulse Oximetry			
O2 Delivery			
Oxygen Flow Rate			
FIO2		28	
Sepsis Action Taken by Nursing			

Temperature		11/01/22 23:59	11/01/22 23:59	11/01/22 23:59
Temperature Source				
Pulse Rate				78
Pulse Rhythm [Bilateral Dorsalis Pedis]				Regular
Pulse Rhythm [Bilateral Radial]				Regular
Pulse Strength [Bilateral Dorsalis Pedis]				Normal
Pulse Strength [Bilateral Radial]				Normal
Respiratory Rate				
Respiratory Effort				Mechanically Ventilated
Respiratory Depth				Normal
Respiratory Pattern				Normal
Blood Pressure				
Blood Pressure Mean				
Blood Pressure Location				
Pulse Oximetry				
O2 Delivery				
Oxygen Flow Rate				28
FIO2				28

Lyons, Kathleen A

Facility: Queen of the Valley Hospital **Location:** Q 1 Intensive Care Unit
 61 F 07/13/1961 **Med Rec Num:** MR01483046

Room-Bed: QI007-A
Visit: QH0054940416

Vital Signs - Continued

Sepsis Action Taken by Nursing

Temperature	11/02/22 04:00	11/02/22 04:00	11/02/22 04:00
Temperature Source			
Pulse Rate	82		
Pulse Rhythm [Bilateral Dorsalis Pedis]		Regular	
Pulse Rhythm [Bilateral Radial]		Regular	
Pulse Strength [Bilateral Dorsalis Pedis]		Normal	
Pulse Strength [Bilateral Radial]		Normal	
Respiratory Rate			
Respiratory Effort		Mechanically Ventilated	
Respiratory Depth		Normal	
Respiratory Pattern		Normal	
Blood Pressure			
Blood Pressure Mean			
Blood Pressure Location			
Pulse Oximetry			
O2 Delivery			
Oxygen Flow Rate			
FIO2			28
Sepsis Action Taken by Nursing			

Temperature	11/01/22 19:38	11/01/22 19:00	11/01/22 19:31
Temperature Source			
Pulse Rate	77	75	73
Pulse Rhythm [Bilateral Dorsalis Pedis]			
Pulse Rhythm [Bilateral Radial]			
Pulse Strength [Bilateral Dorsalis Pedis]			
Pulse Strength [Bilateral Radial]			
Respiratory Rate	18	17	16

Lyons, Kathleen A

Facility: Queen of the Valley Hospital **Location:** Q 1 Intensive Care Unit
 61 F 07/13/1961 **Med Rec Num:** MR01483046

Room-Bed: QI007-A
Visit: QH0054940416

Vital Signs - Continued

Respiratory Effort			
Respiratory Depth			
Respiratory Pattern			
Blood Pressure	141/46 H	141/52 H	141/46 H
Blood Pressure Mean	71	71	71
Blood Pressure Location			
Pulse Oximetry	99	99	99
O2 Delivery			
Oxygen Flow Rate			
FIO2	28		
Sepsis Action Taken by Nursing			

Temperature	11/01/22 20:01	11/01/22 20:30	11/01/22 20:31
Temperature Source	100.1 F H		
Pulse Rate	74	74	72
Pulse Rhythm [Bilateral Dorsalis Pedis]			
Pulse Rhythm [Bilateral Radial]			
Pulse Strength [Bilateral Dorsalis Pedis]			
Pulse Strength [Bilateral Radial]	17		
Respiratory Rate			
Respiratory Effort			
Respiratory Depth			
Respiratory Pattern			
Blood Pressure	143/49 H		146/52 H
Blood Pressure Mean	71		71
Blood Pressure Location			
Pulse Oximetry	99	99	99
O2 Delivery			
Oxygen Flow Rate			
FIO2			
Sepsis Action Taken by Nursing			

Lyons, Kathleen A

Facility: Queen of the Valley Hospital **Location:** Q 1 Intensive Care Unit
 61 F 07/13/1961 **Med Rec Num:** MR01483046

Room-Bed: QI007-A
Visit: QH0054940416

Vital Signs - Continued

	11/01/22 21:01	11/01/22 21:31	11/01/22 22:01
Temperature			
Temperature Source			
Pulse Rate	77	80	85
Pulse Rhythm [Bilateral Dorsalis Pedis]			
Pulse Rhythm [Bilateral Radial]			
Pulse Strength [Bilateral Dorsalis Pedis]			
Pulse Strength [Bilateral Radial]			
Respiratory Rate	17	17	17
Respiratory Effort			
Respiratory Depth			
Respiratory Pattern			
Blood Pressure	142/52 H	155/54 H	156/67 H
Blood Pressure Mean	71	78	86
Blood Pressure Location			
Pulse Oximetry	99	99	99
O2 Delivery			
Oxygen Flow Rate			
FI02			
Sepsis Action Taken by Nursing			
Temperature	11/01/22 22:32	11/01/22 23:02	11/01/22 23:20
Temperature Source			
Pulse Rate	101 H	83	78
Pulse Rhythm [Bilateral Dorsalis Pedis]			
Pulse Rhythm [Bilateral Radial]			
Pulse Strength [Bilateral Dorsalis Pedis]			
Pulse Strength [Bilateral Radial]			
Respiratory Rate	17	17	17
Respiratory Effort			
Respiratory Depth			
Respiratory Pattern			

Lyons, Kathleen A

Facility: Queen of the Valley Hospital **Location:** Q 1 Intensive Care Unit
 61 F 07/13/1961 **Med Rec Num:** MR01483046

Room-Bed: QI007-A
Visit: QH0054940416

Vital Signs - Continued

Blood Pressure	148/78 H	139/57 H	139/57 H
Blood Pressure Mean	92	76	
Blood Pressure Location			
Pulse Oximetry	99	99	99
O2 Delivery			
Oxygen Flow Rate			
FI02			28
Sepsis Action Taken by Nursing			

Temperature	11/01/22 23:32	11/02/22 00:02	11/02/22 00:32
Temperature Source			100.0 F H Axillary
Pulse Rate	78	80	76
Pulse Rhythm [Bilateral Dorsalis Pedis]			
Pulse Rhythm [Bilateral Radial]			
Pulse Strength [Bilateral Dorsalis Pedis]			
Pulse Strength [Bilateral Radial]			
Respiratory Rate	17	17	17
Respiratory Effort			
Respiratory Depth			
Respiratory Pattern			
Blood Pressure	128/56 H	127/53 H	133/56 H
Blood Pressure Mean	73	69	74
Blood Pressure Location			
Pulse Oximetry	99	99	100
O2 Delivery			
Oxygen Flow Rate			
FI02			
Sepsis Action Taken by Nursing			

Temperature	11/02/22 01:02	11/02/22 01:31	11/02/22 02:01
Temperature Source			

Lyons, Kathleen A

Facility: Queen of the Valley Hospital **Location:** Q 1 Intensive Care Unit
 61 F 07/13/1961 **Med Rec Num:** MR01483046

Room-Bed: QI007-A
Visit: QH0054940416

Vital Signs - Continued

Pulse Rate	78	77	78
Pulse Rhythm [Bilateral Dorsalis Pedis]			
Pulse Rhythm [Bilateral Radial]			
Pulse Strength [Bilateral Dorsalis Pedis]			
Pulse Strength [Bilateral Radial]			
Respiratory Rate	17	17	18
Respiratory Effort			
Respiratory Depth			
Respiratory Pattern			
Blood Pressure	134/55 H	138/52 H	141/54 H
Blood Pressure Mean	75	73	73
Blood Pressure Location			
Pulse Oximetry	100	99	99
O2 Delivery			
Oxygen Flow Rate			
FI02			
Sepsis Action Taken by Nursing			

Temperature	11/02/22 03:22	11/02/22 02:31	11/02/22 03:01
Temperature Source			
Pulse Rate	77	78	75
Pulse Rhythm [Bilateral Dorsalis Pedis]			
Pulse Rhythm [Bilateral Radial]			
Pulse Strength [Bilateral Dorsalis Pedis]			
Pulse Strength [Bilateral Radial]			
Respiratory Rate	19	18	18
Respiratory Effort			
Respiratory Depth			
Respiratory Pattern			
Blood Pressure	136/52 H	132/53 H	136/52 H
Blood Pressure Mean		72	71
Blood Pressure Location			
Pulse Oximetry	100	99	99
O2 Delivery			

Lyons, Kathleen A

Facility: Queen of the Valley Hospital **Location:** Q 1 Intensive Care Unit
 61 F 07/13/1961 **Med Rec Num:** MR01483046

Room-Bed: QI007-A
Visit: QH0054940416

Vital Signs - Continued

Oxygen Flow Rate			
FI02	28		
Sepsis Action Taken by Nursing			

Temperature	11/02/22 03:31	11/02/22 03:33	11/02/22 04:01
Temperature Source			100.2 F H
Pulse Rate	79	84	Axillary 78
Pulse Rhythm [Bilateral Dorsalis Pedis]			
Pulse Rhythm [Bilateral Radial]			
Pulse Strength [Bilateral Dorsalis Pedis]			
Pulse Strength [Bilateral Radial]			
Respiratory Rate	17	17	18
Respiratory Effort			
Respiratory Depth			
Respiratory Pattern			
Blood Pressure	158/58 H	145/60 H	133/60 H
Blood Pressure Mean	80	79	77
Blood Pressure Location			
Pulse Oximetry	99	100	99
O2 Delivery			
Oxygen Flow Rate			
FI02			
Sepsis Action Taken by Nursing			

Temperature	11/02/22 04:31	11/02/22 05:01	11/02/22 05:31
Temperature Source			
Pulse Rate	73	78	74
Pulse Rhythm [Bilateral Dorsalis Pedis]			
Pulse Rhythm [Bilateral Radial]			
Pulse Strength [Bilateral Dorsalis Pedis]			
Pulse Strength [Bilateral Radial]			

Lyons, Kathleen A

Facility: Queen of the Valley Hospital
 61 F 07/13/1961
Location: Q 1 Intensive Care Unit
Med Rec Num: MR01483046

Room-Bed: QI007-A
Visit: QH0054940416

Vital Signs - Continued

Respiratory Rate		20	20
Respiratory Effort			
Respiratory Depth			
Respiratory Pattern			
Blood Pressure	132/55 H	138/57 H	132/52 H
Blood Pressure Mean	72	76	70
Blood Pressure Location			
Pulse Oximetry	100	99	99
O2 Delivery			
Oxygen Flow Rate			
FI02			
Sepsis Action Taken by Nursing			

	11/02/22 06:01	11/02/22 06:57	11/02/22 06:31
Temperature			
Temperature Source			
Pulse Rate	75	72	73
Pulse Rhythm [Bilateral Dorsalis Pedis]			
Pulse Rhythm [Bilateral Radial]			
Pulse Strength [Bilateral Dorsalis Pedis]			
Pulse Strength [Bilateral Radial]			
Respiratory Rate		19	20
Respiratory Effort			
Respiratory Depth			
Respiratory Pattern			
Blood Pressure	140/52 H	140/53 H	140/53 H
Blood Pressure Mean	73		74
Blood Pressure Location			
Pulse Oximetry	99	99	99
O2 Delivery			
Oxygen Flow Rate			
FI02		28	
Sepsis Action Taken by Nursing			

Lyons, Kathleen A

Facility: Queen of the Valley Hospital **Location:** Q 1 Intensive Care Unit
 61 F 07/13/1961 **Med Rec Num:** MR01483046

Room-Bed: QI007-A
Visit: QH0054940416

Vital Signs - Continued

	11/02/22 07:01	11/02/22 08:00	11/02/22 08:00
Temperature			
Temperature Source			
Pulse Rate	85		
Pulse Rhythm [Bilateral Dorsalis Pedis]			
Pulse Rhythm [Bilateral Radial]			
Pulse Strength [Bilateral Dorsalis Pedis]			
Pulse Strength [Bilateral Radial]			
Respiratory Rate	19		
Respiratory Effort			
Respiratory Depth			
Respiratory Pattern			
Blood Pressure	140/75 H		
Blood Pressure Mean	87		
Blood Pressure Location			
Pulse Oximetry	100		
O2 Delivery			
Oxygen Flow Rate		28	
FI02			
Sepsis Action Taken by Nursing			No Action Required

	11/02/22 08:00	11/02/22 08:00	11/02/22 07:30
Temperature			
Temperature Source			
Pulse Rate		74	73
Pulse Rhythm [Bilateral Dorsalis Pedis]	Regular		
Pulse Rhythm [Bilateral Radial]	Regular		
Pulse Strength [Bilateral Dorsalis Pedis]	Normal		
Pulse Strength [Bilateral Radial]	Normal		
Respiratory Rate			
Respiratory Effort	Mechanically Ventilated		

Lyons, Kathleen A

Facility: Queen of the Valley Hospital **Location:** Q 1 Intensive Care Unit
 61 F 07/13/1961 **Med Rec Num:** MR01483046

Room-Bed: QI007-A
Visit: QH0054940416

Vital Signs - Continued

Respiratory Depth	Normal		
Respiratory Pattern	Normal		
Blood Pressure			138/55 H
Blood Pressure Mean			82
Blood Pressure Location			
Pulse Oximetry			99
O2 Delivery			
Oxygen Flow Rate			
FI02			
Sepsis Action Taken by Nursing			

Temperature	11/02/22 08:00	11/02/22 08:30	11/02/22 09:00
Temperature Source		100.2 F H	
Pulse Rate	76	74	75
Pulse Rhythm [Bilateral Dorsalis Pedis]			
Pulse Rhythm [Bilateral Radial]			
Pulse Strength [Bilateral Dorsalis Pedis]			
Pulse Strength [Bilateral Radial]			
Respiratory Rate			
Respiratory Effort			
Respiratory Depth			
Respiratory Pattern			
Blood Pressure	142/56 H	145/55 H	141/55 H
Blood Pressure Mean	84	85	83
Blood Pressure Location			
Pulse Oximetry	99	99	99
O2 Delivery			
Oxygen Flow Rate			
FI02			
Sepsis Action Taken by Nursing			

	11/02/22 09:30	11/02/22 10:00	11/02/22 10:25
--	-------------------	-------------------	-------------------

Lyons, Kathleen A

Facility: Queen of the Valley Hospital **Location:** Q 1 Intensive Care Unit
 61 F 07/13/1961 **Med Rec Num:** MR01483046

Room-Bed: QI007-A
Visit: QH0054940416

Vital Signs - Continued

Temperature			
Temperature Source			
Pulse Rate	73	74	81
Pulse Rhythm [Bilateral Dorsalis Pedis]			
Pulse Rhythm [Bilateral Radial]			
Pulse Strength [Bilateral Dorsalis Pedis]			
Pulse Strength [Bilateral Radial]			
Respiratory Rate			19
Respiratory Effort			
Respiratory Depth			
Respiratory Pattern			
Blood Pressure	141/54 H	144/53 H	144/53 H
Blood Pressure Mean	83	83	
Blood Pressure Location			
Pulse Oximetry	100	100	100
O2 Delivery			
Oxygen Flow Rate			
FIO2			28
Sepsis Action Taken by Nursing			

Temperature	11/02/22	11/02/22	11/02/22
Temperature Source	12:00	12:00	10:30
Pulse Rate			73
Pulse Rhythm [Bilateral Dorsalis Pedis]			Regular
Pulse Rhythm [Bilateral Radial]			Regular
Pulse Strength [Bilateral Dorsalis Pedis]			Normal
Pulse Strength [Bilateral Radial]			Normal
Respiratory Rate			
Respiratory Effort			Mechanically Ventilated
Respiratory Depth			Normal
Respiratory Pattern			Normal
Blood Pressure			141/53 H
Blood Pressure Mean			82

Lyons, Kathleen A

Facility: Queen of the Valley Hospital **Location:** Q 1 Intensive Care Unit
 61 F 07/13/1961 **Med Rec Num:** MR01483046

Room-Bed: QI007-A
Visit: QH0054940416

Vital Signs - Continued

Blood Pressure Location			
Pulse Oximetry			100
O2 Delivery			
Oxygen Flow Rate			
FI02		28	
Sepsis Action Taken by Nursing			

Temperature	11/02/22 11:00	11/02/22 11:30	11/02/22 12:00
Temperature Source			
Pulse Rate	78	84	79
Pulse Rhythm [Bilateral Dorsalis Pedis]			
Pulse Rhythm [Bilateral Radial]			
Pulse Strength [Bilateral Dorsalis Pedis]			
Pulse Strength [Bilateral Radial]			
Respiratory Rate			
Respiratory Effort			
Respiratory Depth			
Respiratory Pattern			
Blood Pressure	146/53 H 84	148/53 H 84	140/52 H 81
Blood Pressure Mean			
Blood Pressure Location			
Pulse Oximetry	99	99	99
O2 Delivery			
Oxygen Flow Rate			
FI02			
Sepsis Action Taken by Nursing			

Temperature	11/02/22 12:30	11/02/22 13:00	11/02/22 13:30
Temperature Source		Axillary	
Pulse Rate	78	78	79
Pulse Rhythm [Bilateral Dorsalis Pedis]			

Lyons, Kathleen A

Facility: Queen of the Valley Hospital **Location:** Q 1 Intensive Care Unit
 61 F 07/13/1961 **Med Rec Num:** MR01483046

Room-Bed: QI007-A
Visit: QH0054940416

Vital Signs - Continued

Pulse Rhythm [Bilateral Radial]			
Pulse Strength [Bilateral Dorsalis Pedis]			
Pulse Strength [Bilateral Radial]			
Respiratory Rate			
Respiratory Effort			
Respiratory Depth			
Respiratory Pattern			
Blood Pressure	145/51 H	149/62 H	134/59 H
Blood Pressure Mean	82	91	84
Blood Pressure Location			
Pulse Oximetry		100	99
O2 Delivery			
Oxygen Flow Rate			
FI02			
Sepsis Action Taken by Nursing			

	11/02/22 14:56	11/02/22 12:00	11/02/22 14:00
Temperature			
Temperature Source			
Pulse Rate	107 H	80	78
Pulse Rhythm [Bilateral Dorsalis Pedis]			
Pulse Rhythm [Bilateral Radial]			
Pulse Strength [Bilateral Dorsalis Pedis]			
Pulse Strength [Bilateral Radial]			
Respiratory Rate	24 H		
Respiratory Effort			
Respiratory Depth			
Respiratory Pattern			
Blood Pressure	161/65 H		141/56 H
Blood Pressure Mean			84
Blood Pressure Location			
Pulse Oximetry	98		99
O2 Delivery			
Oxygen Flow Rate			
FI02	28		

Lyons, Kathleen A

Facility: Queen of the Valley Hospital **Location:** Q 1 Intensive Care Unit
 61 F 07/13/1961 **Med Rec Num:** MR01483046

Room-Bed: QI007-A
Visit: QH0054940416

Vital Signs - Continued

Sepsis Action Taken by Nursing

	11/02/22 14:30	11/02/22 15:00	11/02/22 15:30
Temperature			
Temperature Source			
Pulse Rate	107 H	118 H	118 H
Pulse Rhythm [Bilateral Dorsalis Pedis]			
Pulse Rhythm [Bilateral Radial]			
Pulse Strength [Bilateral Dorsalis Pedis]			
Pulse Strength [Bilateral Radial]			
Respiratory Rate			
Respiratory Effort			
Respiratory Depth			
Respiratory Pattern			
Blood Pressure	161/65 H	152/64 H	158/69 H
Blood Pressure Mean	97	93	98
Blood Pressure Location			
Pulse Oximetry	99	98	98
O2 Delivery			
Oxygen Flow Rate			
FIO2			
Sepsis Action Taken by Nursing			

	11/02/22 16:00	11/02/22 16:00	11/02/22 16:00
Temperature			
Temperature Source	100.2 F H		
Pulse Rate	Axillary 101 H		
Pulse Rhythm [Bilateral Dorsalis Pedis]		Regular	
Pulse Rhythm [Bilateral Radial]		Regular	
Pulse Strength [Bilateral Dorsalis Pedis]		Normal	
Pulse Strength [Bilateral Radial]		Normal	
Respiratory Rate			

Lyons, Kathleen A

Facility: Queen of the Valley Hospital **Location:** Q 1 Intensive Care Unit
 61 F 07/13/1961 **Med Rec Num:** MR01483046

Room-Bed: QI007-A
Visit: QH0054940416

Vital Signs - Continued

Respiratory Effort		Mechanically Ventilated
Respiratory Depth		Normal
Respiratory Pattern		Normal
Blood Pressure	140/63 H	
Blood Pressure Mean	88	
Blood Pressure Location		
Pulse Oximetry	97	
O2 Delivery		
Oxygen Flow Rate		
FI02		28
Sepsis Action Taken by Nursing		

Temperature	11/02/22 16:00	11/02/22 16:30	11/02/22 17:00
Temperature Source			
Pulse Rate	98	110 H	91
Pulse Rhythm [Bilateral Dorsalis Pedis]			
Pulse Rhythm [Bilateral Radial]			
Pulse Strength [Bilateral Dorsalis Pedis]			
Pulse Strength [Bilateral Radial]			
Respiratory Rate			
Respiratory Effort			
Respiratory Depth			
Respiratory Pattern			
Blood Pressure		144/57 H	148/62 H
Blood Pressure Mean		86	90
Blood Pressure Location			
Pulse Oximetry		96	97
O2 Delivery			
Oxygen Flow Rate			
FI02			
Sepsis Action Taken by Nursing			

Lyons, Kathleen A

Facility: Queen of the Valley Hospital **Location:** Q 1 Intensive Care Unit
 61 F 07/13/1961 **Med Rec Num:** MR01483046

Room-Bed: QI007-A
Visit: QH0054940416

Vital Signs - Continued

	11/02/22 17:30	11/02/22 18:00	11/02/22 18:30
Temperature			
Temperature Source			
Pulse Rate	92	95	84
Pulse Rhythm [Bilateral Dorsalis Pedis]			
Pulse Rhythm [Bilateral Radial]			
Pulse Strength [Bilateral Dorsalis Pedis]			
Pulse Strength [Bilateral Radial]			
Respiratory Rate			
Respiratory Effort			
Respiratory Depth			
Respiratory Pattern			
Blood Pressure	134/55 H 81	143/56 H 85	143/53 H 83
Blood Pressure Mean			
Blood Pressure Location			
Pulse Oximetry	97	97	97
O2 Delivery			
Oxygen Flow Rate			
FI02			
Sepsis Action Taken by Nursing			
Temperature	11/02/22 19:30	11/02/22 19:00	11/02/22 19:30
Temperature Source			
Pulse Rate	79	78	85
Pulse Rhythm [Bilateral Dorsalis Pedis]			
Pulse Rhythm [Bilateral Radial]			
Pulse Strength [Bilateral Dorsalis Pedis]			
Pulse Strength [Bilateral Radial]			
Respiratory Rate	17		
Respiratory Effort			
Respiratory Depth			
Respiratory Pattern			

Lyons, Kathleen A

Facility: Queen of the Valley Hospital **Location:** Q 1 Intensive Care Unit
 61 F 07/13/1961 **Med Rec Num:** MR01483046

Room-Bed: QI007-A
Visit: QH0054940416

Vital Signs - Continued

Blood Pressure	131/55 H	131/55 H	132/56 H
Blood Pressure Mean		80	81
Blood Pressure Location			
Pulse Oximetry	97	97	97
O2 Delivery			
Oxygen Flow Rate			
FI02	28		
Sepsis Action Taken by Nursing			

Temperature	11/02/22 20:00	11/02/22 20:00	11/02/22 20:00
Temperature Source			
Pulse Rate		80	
Pulse Rhythm [Bilateral Dorsalis Pedis]			
Pulse Rhythm [Bilateral Radial]			
Pulse Strength [Bilateral Dorsalis Pedis]			
Pulse Strength [Bilateral Radial]			
Respiratory Rate			
Respiratory Effort			
Respiratory Depth			
Respiratory Pattern			
Blood Pressure			
Blood Pressure Mean			
Blood Pressure Location			
Pulse Oximetry			
O2 Delivery			
Oxygen Flow Rate			
FI02			28
Sepsis Action Taken by Nursing	No Action Required		

Temperature	11/02/22 20:00	11/02/22 20:00	11/02/22 20:30
Temperature		99.4 F	

Lyons, Kathleen A

Facility: Queen of the Valley Hospital **Location:** Q 1 Intensive Care Unit
 61 F 07/13/1961 **Med Rec Num:** MR01483046

Room-Bed: QI007-A
Visit: QH0054940416

Vital Signs - Continued

Temperature Source		Axillary	
Pulse Rate		77	78
Pulse Rhythm [Bilateral Dorsalis Pedis]	Regular		
Pulse Rhythm [Bilateral Radial]	Regular		
Pulse Strength [Bilateral Dorsalis Pedis]	Normal		
Pulse Strength [Bilateral Radial]	Normal		
Respiratory Rate			
Respiratory Effort	Mechanically Ventilated		
Respiratory Depth	Normal		
Respiratory Pattern	Normal		
Blood Pressure		134/53 H	133/54 H
Blood Pressure Mean		80	80
Blood Pressure Location		Left Arm	
Pulse Oximetry		96	96
O2 Delivery		Mechanical Ventilation	
Oxygen Flow Rate		16	
FI02		28	
Sepsis Action Taken by Nursing			

Temperature	11/02/22 21:00	11/02/22 21:30	11/02/22 22:00
Temperature Source			
Pulse Rate	78	85	76
Pulse Rhythm [Bilateral Dorsalis Pedis]			
Pulse Rhythm [Bilateral Radial]			
Pulse Strength [Bilateral Dorsalis Pedis]			
Pulse Strength [Bilateral Radial]			
Respiratory Rate			
Respiratory Effort			
Respiratory Depth			
Respiratory Pattern			
Blood Pressure	138/55 H	141/60 H	135/60 H
Blood Pressure Mean	82	87	85

Lyons, Kathleen A

Facility: Queen of the Valley Hospital **Location:** Q 1 Intensive Care Unit
 61 F 07/13/1961 **Med Rec Num:** MR01483046

Room-Bed: QI007-A
Visit: QH0054940416

Vital Signs - Continued

Blood Pressure Location			
Pulse Oximetry	97	97	96
O2 Delivery			
Oxygen Flow Rate			
FIO2			
Sepsis Action Taken by Nursing			

	11/02/22 22:30	11/02/22 23:00	11/02/22 23:59
Temperature			
Temperature Source			
Pulse Rate	74	73	
Pulse Rhythm [Bilateral Dorsalis Pedis]			
Pulse Rhythm [Bilateral Radial]			
Pulse Strength [Bilateral Dorsalis Pedis]			
Pulse Strength [Bilateral Radial]			
Respiratory Rate			
Respiratory Effort			
Respiratory Depth			
Respiratory Pattern			
Blood Pressure	142/57 H	135/57 H	
Blood Pressure Mean	85	83	
Blood Pressure Location			
Pulse Oximetry	96	96	
O2 Delivery			
Oxygen Flow Rate			
FIO2			28
Sepsis Action Taken by Nursing			

	11/02/22 23:59	11/02/22 23:59	11/02/22 23:30
Temperature			
Temperature Source			
Pulse Rate		78	71
Pulse Rhythm [Bilateral Dorsalis Pedis]	Regular		

Lyons, Kathleen A

Facility: Queen of the Valley Hospital **Location:** Q 1 Intensive Care Unit
 61 F 07/13/1961 **Med Rec Num:** MR01483046

Room-Bed: QI007-A
Visit: QH0054940416

Vital Signs - Continued

Pulse Rhythm [Bilateral Radial]	Regular		
Pulse Strength [Bilateral Dorsalis Pedis]	Normal		
Pulse Strength [Bilateral Radial]	Normal		
Respiratory Rate			
Respiratory Effort	Mechanically Ventilated		
Respiratory Depth	Normal		
Respiratory Pattern	Normal		
Blood Pressure			142/57 H
Blood Pressure Mean			85
Blood Pressure Location			
Pulse Oximetry			97
O2 Delivery			
Oxygen Flow Rate			
FI02			
Sepsis Action Taken by Nursing			

Temperature	11/03/22 00:00	11/03/22 00:30	11/03/22 04:00
Temperature Source	Axillary 98.9 F		
Pulse Rate		73	76
Pulse Rhythm [Bilateral Dorsalis Pedis]			
Pulse Rhythm [Bilateral Radial]			
Pulse Strength [Bilateral Dorsalis Pedis]			
Pulse Strength [Bilateral Radial]			
Respiratory Rate			
Respiratory Effort			
Respiratory Depth			
Respiratory Pattern			
Blood Pressure	135/56 H	140/58 H	
Blood Pressure Mean	82	85	
Blood Pressure Location	Left Arm		
Pulse Oximetry	97		
O2 Delivery	Mechanical Ventilation		

Lyons, Kathleen A

Facility: Queen of the Valley Hospital **Location:** Q 1 Intensive Care Unit
 61 F 07/13/1961 **Med Rec Num:** MR01483046

Room-Bed: QI007-A
Visit: QH0054940416

Vital Signs - Continued

Oxygen Flow Rate	16		
FI02	28		
Sepsis Action Taken by Nursing			

Temperature	11/03/22 01:00	11/03/22 01:30	11/03/22 02:00
Temperature Source			
Pulse Rate	73	74	73
Pulse Rhythm [Bilateral Dorsalis Pedis]			
Pulse Rhythm [Bilateral Radial]			
Pulse Strength [Bilateral Dorsalis Pedis]			
Pulse Strength [Bilateral Radial]			
Respiratory Rate			
Respiratory Effort			
Respiratory Depth			
Respiratory Pattern			
Blood Pressure	139/56 H	141/56 H	120/58 L
Blood Pressure Mean	83	84	78
Blood Pressure Location			
Pulse Oximetry	97	97	97
O2 Delivery			
Oxygen Flow Rate			
FI02			
Sepsis Action Taken by Nursing			

Temperature	11/03/22 02:30	11/03/22 03:00	11/03/22 03:30
Temperature Source			
Pulse Rate	79	75	76
Pulse Rhythm [Bilateral Dorsalis Pedis]			
Pulse Rhythm [Bilateral Radial]			
Pulse Strength [Bilateral Dorsalis Pedis]			
Pulse Strength [Bilateral Radial]			

Lyons, Kathleen A

Facility: Queen of the Valley Hospital **Location:** Q 1 Intensive Care Unit
 61 F 07/13/1961 **Med Rec Num:** MR01483046

Room-Bed: QI007-A
Visit: QH0054940416

Vital Signs - Continued

Respiratory Rate			
Respiratory Effort			
Respiratory Depth			
Respiratory Pattern			
Blood Pressure	126/59 H	134/58 H	135/54 H
Blood Pressure Mean	81	83	81
Blood Pressure Location			
Pulse Oximetry	97	97	97
O2 Delivery			
Oxygen Flow Rate			
FI02			
Sepsis Action Taken by Nursing			

Temperature	11/03/22 04:00	11/03/22 04:30	11/02/22 23:15
Temperature Source	Axillary		
Pulse Rate	73	92	79
Pulse Rhythm [Bilateral Dorsalis Pedis]			
Pulse Rhythm [Bilateral Radial]			
Pulse Strength [Bilateral Dorsalis Pedis]			
Pulse Strength [Bilateral Radial]			16
Respiratory Rate			
Respiratory Effort			
Respiratory Depth			
Respiratory Pattern			
Blood Pressure	129/53 H	133/59 H	142/57 H
Blood Pressure Mean	78	83	
Blood Pressure Location	Left Arm		
Pulse Oximetry		98	97
O2 Delivery			
Mechanical Ventilation			
Oxygen Flow Rate	16		
FI02	28		28
Sepsis Action Taken by Nursing			

Lyons, Kathleen A

Facility: Queen of the Valley Hospital **Location:** Q 1 Intensive Care Unit
 61 F 07/13/1961 **Med Rec Num:** MR01483046

Room-Bed: QI007-A
Visit: QH0054940416

Vital Signs - Continued

	11/03/22 03:30	11/03/22 04:00	11/03/22 04:00
Temperature			
Temperature Source			
Pulse Rate	74		
Pulse Rhythm [Bilateral Dorsalis Pedis]			Regular
Pulse Rhythm [Bilateral Radial]			Regular
Pulse Strength [Bilateral Dorsalis Pedis]			Normal
Pulse Strength [Bilateral Radial]			Normal
Respiratory Rate	19		
Respiratory Effort			Mechanically Ventilated
Respiratory Depth			Normal
Respiratory Pattern			Normal
Blood Pressure	129/53 H		
Blood Pressure Mean			
Blood Pressure Location			
Pulse Oximetry	98		
O2 Delivery			
Oxygen Flow Rate			
FI02	28	28	
Sepsis Action Taken by Nursing			

	11/03/22 05:00	11/03/22 05:30	11/03/22 06:00
Temperature			
Temperature Source			
Pulse Rate	85	83	81
Pulse Rhythm [Bilateral Dorsalis Pedis]			
Pulse Rhythm [Bilateral Radial]			
Pulse Strength [Bilateral Dorsalis Pedis]			
Pulse Strength [Bilateral Radial]			
Respiratory Rate			
Respiratory Effort			
Respiratory Depth			

Lyons, Kathleen A

Facility: Queen of the Valley Hospital **Location:** Q 1 Intensive Care Unit
 61 F 07/13/1961 **Med Rec Num:** MR01483046

Room-Bed: QI007-A
Visit: QH0054940416

Vital Signs - Continued

Respiratory Pattern			
Blood Pressure	145/61 H	142/55 H	136/56 H
Blood Pressure Mean	89	84	82
Blood Pressure Location			
Pulse Oximetry	97	97	98
O2 Delivery			
Oxygen Flow Rate			
FI02			
Sepsis Action Taken by Nursing			

Temperature	11/03/22 07:39	11/03/22 08:00	11/03/22 08:00
Temperature Source			
Pulse Rate	75		
Pulse Rhythm [Bilateral Dorsalis Pedis]		Regular	
Pulse Rhythm [Bilateral Radial]		Regular	
Pulse Strength [Bilateral Dorsalis Pedis]		Normal	
Pulse Strength [Bilateral Radial]		Normal	
Respiratory Rate	17		
Respiratory Effort		Mechanically Ventilated	
Respiratory Depth		Normal	
Respiratory Pattern		Normal	
Blood Pressure	128/59 H		
Blood Pressure Mean			
Blood Pressure Location			
Pulse Oximetry	97		
O2 Delivery			
Oxygen Flow Rate			
FI02	28		
Sepsis Action Taken by Nursing			No Action Required

Lyons, Kathleen A

Facility: Queen of the Valley Hospital **Location:** Q 1 Intensive Care Unit
61 F 07/13/1961 **Med Rec Num:** MR01483046

Room-Bed: QI007-A
Visit: QH0054940416

Vital Signs - Continued

Temperature	11/03/22 08:00	11/03/22 08:00	11/03/22 06:30
Temperature Source			
Pulse Rate		77	76
Pulse Rhythm [Bilateral Dorsalis Pedis]			
Pulse Rhythm [Bilateral Radial]			
Pulse Strength [Bilateral Dorsalis Pedis]			
Pulse Strength [Bilateral Radial]			
Respiratory Rate			
Respiratory Effort			
Respiratory Depth			
Blood Pressure			133/57 H
Blood Pressure Mean			82
Blood Pressure Location			
Pulse Oximetry			96
O2 Delivery			
Oxygen Flow Rate			
FI02	28		
Sepsis Action Taken by Nursing			
Temperature	11/03/22 07:00	11/03/22 07:30	11/03/22 08:00
Temperature Source			99.8 F H Oral
Pulse Rate	76	73	74
Pulse Rhythm [Bilateral Dorsalis Pedis]			
Pulse Rhythm [Bilateral Radial]			
Pulse Strength [Bilateral Dorsalis Pedis]			
Pulse Strength [Bilateral Radial]			
Respiratory Rate			
Respiratory Effort			
Respiratory Depth			
Respiratory Pattern			

Lyons, Kathleen A

Facility: Queen of the Valley Hospital **Location:** Q 1 Intensive Care Unit
 61 F 07/13/1961 **Med Rec Num:** MR01483046

Room-Bed: QI007-A
Visit: QH0054940416

Vital Signs - Continued

Blood Pressure	124/57 H	128/59 H	129/58 H
Blood Pressure Mean	79	82	81
Blood Pressure Location			
Pulse Oximetry	97	98	98
O2 Delivery			
Oxygen Flow Rate			
FI02			
Sepsis Action Taken by Nursing			

Temperature	11/03/22 12:00	11/03/22 12:00	11/03/22 12:00
Temperature Source			
Pulse Rate			83
Pulse Rhythm [Bilateral Dorsalis Pedis]	Regular		
Pulse Rhythm [Bilateral Radial]	Regular		
Pulse Strength [Bilateral Dorsalis Pedis]	Normal		
Pulse Strength [Bilateral Radial]	Normal		
Respiratory Rate			
Respiratory Effort	Mechanically Ventilated		
Respiratory Depth	Normal		
Respiratory Pattern	Normal		
Blood Pressure			
Blood Pressure Mean			
Blood Pressure Location			
Pulse Oximetry			
O2 Delivery			
Oxygen Flow Rate			
FI02		28	
Sepsis Action Taken by Nursing			

Temperature	11/03/22 16:00	11/03/22 16:00	11/03/22 16:00
-------------	-------------------	-------------------	-------------------

Lyons, Kathleen A

Facility: Queen of the Valley Hospital **Location:** Q 1 Intensive Care Unit
 61 F 07/13/1961 **Med Rec Num:** MR01483046

Room-Bed: QI007-A
Visit: QH0054940416

Vital Signs - Continued

Temperature Source			
Pulse Rate			79
Pulse Rhythm [Bilateral Dorsalis Pedis]	Regular		
Pulse Rhythm [Bilateral Radial]	Regular		
Pulse Strength [Bilateral Dorsalis Pedis]	Normal		
Pulse Strength [Bilateral Radial]	Normal		
Respiratory Rate			
Respiratory Effort	Mechanically Ventilated		
Respiratory Depth	Normal		
Respiratory Pattern	Normal		
Blood Pressure			
Blood Pressure Mean			
Blood Pressure Location			
Pulse Oximetry			
O2 Delivery			
Oxygen Flow Rate			28
FI02			
Sepsis Action Taken by Nursing			

	11/03/22 08:30	11/03/22 09:00	11/03/22 09:30
Temperature			
Temperature Source			
Pulse Rate	74	72	90
Pulse Rhythm [Bilateral Dorsalis Pedis]			
Pulse Rhythm [Bilateral Radial]			
Pulse Strength [Bilateral Dorsalis Pedis]			
Pulse Strength [Bilateral Radial]			
Respiratory Rate			
Respiratory Effort			
Respiratory Depth			
Respiratory Pattern			
Blood Pressure	130/56 H	127/61 H	142/69 H
Blood Pressure Mean	80	83	93
Blood Pressure Location			

Lyons, Kathleen A

Facility: Queen of the Valley Hospital **Location:** Q 1 Intensive Care Unit
 61 F 07/13/1961 **Med Rec Num:** MR01483046

Room-Bed: QI007-A
Visit: QH0054940416

Vital Signs - Continued

Pulse Oximetry	98	99	98
O2 Delivery			
Oxygen Flow Rate			
FI02			
Sepsis Action Taken by Nursing			

Temperature	11/03/22 10:00	11/03/22 11:22	11/03/22 10:30
Temperature Source			
Pulse Rate	99	96	89
Pulse Rhythm [Bilateral Dorsalis Pedis]			
Pulse Rhythm [Bilateral Radial]			
Pulse Strength [Bilateral Dorsalis Pedis]			
Pulse Strength [Bilateral Radial]			
Respiratory Rate		20	
Respiratory Effort			
Respiratory Depth			
Respiratory Pattern			
Blood Pressure	144/65 H	147/65 H	141/78 H
Blood Pressure Mean	91		99
Blood Pressure Location			
Pulse Oximetry	97	99	98
O2 Delivery			
Oxygen Flow Rate			
FI02		28	
Sepsis Action Taken by Nursing			

Temperature	11/03/22 11:00	11/03/22 11:30	11/03/22 12:00
Temperature Source			Oral
Pulse Rate	92	97	89
Pulse Rhythm [Bilateral Dorsalis Pedis]			
Pulse Rhythm [Bilateral Radial]			

Lyons, Kathleen A

Facility: Queen of the Valley Hospital **Location:** Q 1 Intensive Care Unit
 61 F 07/13/1961 **Med Rec Num:** MR01483046

Room-Bed: QI007-A
Visit: QH0054940416

Vital Signs - Continued

Pulse Strength [Bilateral Dorsalis Pedis]			
Pulse Strength [Bilateral Radial]			
Respiratory Rate			
Respiratory Effort			
Respiratory Depth			
Respiratory Pattern			
Blood Pressure	147/65 H	126/57 H	131/56 H
Blood Pressure Mean	92	80	81
Blood Pressure Location			
Pulse Oximetry	98	98	99
O2 Delivery			
Oxygen Flow Rate			
FI02			
Sepsis Action Taken by Nursing			

Temperature	11/03/22 12:30	11/03/22 13:00	11/03/22 13:30
Temperature Source			
Pulse Rate	81	79	81
Pulse Rhythm [Bilateral Dorsalis Pedis]			
Pulse Rhythm [Bilateral Radial]			
Pulse Strength [Bilateral Dorsalis Pedis]			
Pulse Strength [Bilateral Radial]			
Respiratory Rate			
Respiratory Effort			
Respiratory Depth			
Respiratory Pattern			
Blood Pressure	134/53 H	119/52 L	120/55 L
Blood Pressure Mean	80	74	76
Blood Pressure Location			
Pulse Oximetry	98	99	99
O2 Delivery			
Oxygen Flow Rate			
FI02			
Sepsis Action Taken by Nursing			

Lyons, Kathleen A

Facility: Queen of the Valley Hospital **Location:** Q 1 Intensive Care Unit
 61 F 07/13/1961 **Med Rec Num:** MR01483046

Room-Bed: QI007-A
Visit: QH0054940416

Vital Signs - Continued

Temperature	11/03/22 14:00	11/03/22 14:30	11/03/22 15:00
Temperature Source			
Pulse Rate	94	79	79
Pulse Rhythm [Bilateral Dorsalis Pedis]			
Pulse Rhythm [Bilateral Radial]			
Pulse Strength [Bilateral Dorsalis Pedis]			
Pulse Strength [Bilateral Radial]			
Respiratory Rate			
Respiratory Effort			
Respiratory Depth			
Respiratory Pattern			
Blood Pressure	134/61 H	130/50 H	133/54 H
Blood Pressure Mean	85	76	80
Blood Pressure Location			
Pulse Oximetry	99	99	99
O2 Delivery			
Oxygen Flow Rate			
FI02			
Sepsis Action Taken by Nursing			
Temperature	11/03/22 15:30	11/03/22 16:00	11/03/22 15:34
Temperature Source		Oral	
Pulse Rate	80	81	80
Pulse Rhythm [Bilateral Dorsalis Pedis]			
Pulse Rhythm [Bilateral Radial]			
Pulse Strength [Bilateral Dorsalis Pedis]			
Pulse Strength [Bilateral Radial]			
Respiratory Rate			18
Respiratory Effort			
Respiratory Depth			
Respiratory Pattern			

Lyons, Kathleen A

Facility: Queen of the Valley Hospital **Location:** Q 1 Intensive Care Unit
 61 F 07/13/1961 **Med Rec Num:** MR01483046

Room-Bed: QI007-A
Visit: QH0054940416

Vital Signs - Continued

Blood Pressure	129/49 H	133/52 H	129/49 H
Blood Pressure Mean	75	79	
Blood Pressure Location			
Pulse Oximetry	99	97	100
O2 Delivery			
Oxygen Flow Rate			
FI02			28
Sepsis Action Taken by Nursing			

Temperature	11/03/22 16:30	11/03/22 17:00	11/03/22 17:30
Temperature Source			
Pulse Rate	83	79	79
Pulse Rhythm [Bilateral Dorsalis Pedis]			
Pulse Rhythm [Bilateral Radial]			
Pulse Strength [Bilateral Dorsalis Pedis]			
Pulse Strength [Bilateral Radial]			
Respiratory Rate			
Respiratory Effort			
Respiratory Depth			
Respiratory Pattern			
Blood Pressure	134/52 H	134/50 H	136/54 H
Blood Pressure Mean	79	78	81
Blood Pressure Location			
Pulse Oximetry	100		
O2 Delivery			
Oxygen Flow Rate			
FI02			
Sepsis Action Taken by Nursing			

Temperature	11/03/22 18:00	11/03/22 20:00	11/03/22 20:00
Temperature Source			

Lyons, Kathleen A

Facility: Queen of the Valley Hospital **Location:** Q 1 Intensive Care Unit
 61 F 07/13/1961 **Med Rec Num:** MR01483046

Room-Bed: QI007-A
Visit: QH0054940416

Vital Signs - Continued

Pulse Rate		80	
Pulse Rhythm [Bilateral Dorsalis Pedis]			
Pulse Rhythm [Bilateral Radial]			
Pulse Strength [Bilateral Dorsalis Pedis]			
Pulse Strength [Bilateral Radial]			
Respiratory Rate			
Respiratory Effort			
Respiratory Depth			
Respiratory Pattern			
Blood Pressure		131/50 H	
Blood Pressure Mean		77	
Blood Pressure Location			
Pulse Oximetry			
O2 Delivery			
Oxygen Flow Rate			
FI02			28
Sepsis Action Taken by Nursing		No Action Required	

Temperature		11/03/22 20:00	11/03/22 20:00	11/03/22 19:00
Temperature Source				
Pulse Rate			79	80
Pulse Rhythm [Bilateral Dorsalis Pedis]	Regular			
Pulse Rhythm [Bilateral Radial]	Regular			
Pulse Strength [Bilateral Dorsalis Pedis]	Normal			
Pulse Strength [Bilateral Radial]	Normal			
Respiratory Rate				
Respiratory Effort	Mechanically Ventilated			
Respiratory Depth	Normal			
Respiratory Pattern	Normal			
Blood Pressure				131/50 H
Blood Pressure Mean				77
Blood Pressure Location				

Lyons, Kathleen A

Facility: Queen of the Valley Hospital **Location:** Q 1 Intensive Care Unit
 61 F 07/13/1961 **Med Rec Num:** MR01483046

Room-Bed: QI007-A
Visit: QH0054940416

Vital Signs - Continued

Pulse Oximetry			
O2 Delivery			
Oxygen Flow Rate			
FI02			
Sepsis Action Taken by Nursing			

Temperature	11/03/22 19:30	11/03/22 20:00	11/03/22 20:30
Temperature Source		Axillary	
Pulse Rate	81	80	83
Pulse Rhythm [Bilateral Dorsalis Pedis]			
Pulse Rhythm [Bilateral Radial]			
Pulse Strength [Bilateral Dorsalis Pedis]			
Pulse Strength [Bilateral Radial]			
Respiratory Rate			
Respiratory Effort			
Respiratory Depth			
Respiratory Pattern			
Blood Pressure	126/54 H	134/52 H	132/52 H
Blood Pressure Mean	78	79	78
Blood Pressure Location		Left Arm	
Pulse Oximetry			
O2 Delivery		Mechanical Ventilation	
Oxygen Flow Rate		16	
FI02		28	
Sepsis Action Taken by Nursing			

Temperature	11/03/22 21:00	11/03/22 21:30	11/03/22 22:00
Temperature Source			
Pulse Rate	79	82	82
Pulse Rhythm [Bilateral Dorsalis Pedis]			

Lyons, Kathleen A

Facility: Queen of the Valley Hospital **Location:** Q 1 Intensive Care Unit
 61 F 07/13/1961 **Med Rec Num:** MR01483046

Room-Bed: QI007-A
Visit: QH0054940416

Vital Signs - Continued

Pulse Rhythm [Bilateral Radial]			
Pulse Strength [Bilateral Dorsalis Pedis]			
Pulse Strength [Bilateral Radial]			
Respiratory Rate			
Respiratory Effort			
Respiratory Depth			
Respiratory Pattern			
Blood Pressure	124/54 H	128/51 H	134/51 H
Blood Pressure Mean	77	76	78
Blood Pressure Location			
Pulse Oximetry	100		
O2 Delivery			
Oxygen Flow Rate			
FI02			
Sepsis Action Taken by Nursing			

	11/03/22	11/03/22	11/03/22
Temperature	22:30	23:59	23:59
Temperature Source			
Pulse Rate	81		84
Pulse Rhythm [Bilateral Dorsalis Pedis]			
Pulse Rhythm [Bilateral Radial]			
Pulse Strength [Bilateral Dorsalis Pedis]			
Pulse Strength [Bilateral Radial]			
Respiratory Rate			
Respiratory Effort			
Respiratory Depth			
Respiratory Pattern			
Blood Pressure	134/53 H		
Blood Pressure Mean	80		
Blood Pressure Location			
Pulse Oximetry			
O2 Delivery			
Oxygen Flow Rate			
FI02			28

Lyons, Kathleen A

Facility: Queen of the Valley Hospital **Location:** Q 1 Intensive Care Unit
 61 F 07/13/1961 **Med Rec Num:** MR01483046

Room-Bed: QI007-A
Visit: QH0054940416

Vital Signs - Continued

Sepsis Action Taken by Nursing

Temperature		11/03/22 23:59	11/03/22 23:00	11/03/22 23:30
Temperature Source				
Pulse Rate			82	82
Pulse Rhythm [Bilateral Dorsalis Pedis]	Regular			
Pulse Rhythm [Bilateral Radial]	Regular			
Pulse Strength [Bilateral Dorsalis Pedis]	Normal			
Pulse Strength [Bilateral Radial]	Normal			
Respiratory Rate				
Respiratory Effort	Mechanically Ventilated			
Respiratory Depth	Normal			
Respiratory Pattern	Normal			
Blood Pressure			128/53 H	123/54 H
Blood Pressure Mean			78	77
Blood Pressure Location				
Pulse Oximetry				
O2 Delivery				
Oxygen Flow Rate				
FIO2				
Sepsis Action Taken by Nursing				

Temperature		11/04/22 00:00	11/04/22 00:30	11/04/22 01:00
Temperature Source	Axillary	99.1 F		
Pulse Rate		83	88	86
Pulse Rhythm [Bilateral Dorsalis Pedis]				
Pulse Rhythm [Bilateral Radial]				
Pulse Strength [Bilateral Dorsalis Pedis]				
Pulse Strength [Bilateral Radial]				
Respiratory Rate				

Lyons, Kathleen A

Facility: Queen of the Valley Hospital **Location:** Q 1 Intensive Care Unit
 61 F 07/13/1961 **Med Rec Num:** MR01483046

Room-Bed: QI007-A
Visit: QH0054940416

Vital Signs - Continued

Respiratory Effort			
Respiratory Depth			
Respiratory Pattern			
Blood Pressure	135/52 H	133/53 H	139/55 H
Blood Pressure Mean	79	79	83
Blood Pressure Location	Left Arm		
Pulse Oximetry	100		
O2 Delivery	Mechanical Ventilation		
Oxygen Flow Rate	16		
FI02	28		
Sepsis Action Taken by Nursing			

Temperature	11/04/22 01:30	11/04/22 02:00	11/04/22 02:30
Temperature Source			
Pulse Rate	83	90	87
Pulse Rhythm [Bilateral Dorsalis Pedis]			
Pulse Rhythm [Bilateral Radial]			
Pulse Strength [Bilateral Dorsalis Pedis]			
Pulse Strength [Bilateral Radial]			
Respiratory Rate			
Respiratory Effort			
Respiratory Depth			
Respiratory Pattern			
Blood Pressure	135/55 H	133/58 H	134/56 H
Blood Pressure Mean	81	83	82
Blood Pressure Location			
Pulse Oximetry			
O2 Delivery			
Oxygen Flow Rate			
FI02			
Sepsis Action Taken by Nursing			

Lyons, Kathleen A

Facility: Queen of the Valley Hospital
 61 F 07/13/1961
Location: Q 1 Intensive Care Unit
Med Rec Num: MR01483046

Room-Bed: QI007-A
Visit: QH0054940416

Vital Signs - Continued

Temperature	11/04/22 03:00	11/03/22 20:33	11/04/22 00:40
Temperature Source			
Pulse Rate	86	82	85
Pulse Rhythm [Bilateral Dorsalis Pedis]			
Pulse Rhythm [Bilateral Radial]			
Pulse Strength [Bilateral Dorsalis Pedis]			
Pulse Strength [Bilateral Radial]			
Respiratory Rate		17	17
Respiratory Effort			
Respiratory Depth			
Respiratory Pattern			
Blood Pressure	139/54 H 82	132/52 H	139/55 H
Blood Pressure Mean			
Blood Pressure Location			
Pulse Oximetry		100	100
O2 Delivery			
Oxygen Flow Rate			
FI02		28	28
Sepsis Action Taken by Nursing			
Temperature	11/04/22 04:00	11/04/22 04:00	11/04/22 04:00
Temperature Source			
Pulse Rate	86		89
Pulse Rhythm [Bilateral Dorsalis Pedis]			
Pulse Rhythm [Bilateral Radial]			
Pulse Strength [Bilateral Dorsalis Pedis]			
Pulse Strength [Bilateral Radial]			
Respiratory Rate		17	
Respiratory Effort			
Respiratory Depth			
Respiratory Pattern			

Lyons, Kathleen A

Facility: Queen of the Valley Hospital **Location:** Q 1 Intensive Care Unit
 61 F 07/13/1961 **Med Rec Num:** MR01483046

Room-Bed: QI007-A
Visit: QH0054940416

Vital Signs - Continued

Blood Pressure	131/54 H		
Blood Pressure Mean			
Blood Pressure Location			
Pulse Oximetry	100		
O2 Delivery			
Oxygen Flow Rate			
FI02	28	28	
Sepsis Action Taken by Nursing			

Temperature	11/04/22 04:00	11/04/22 03:30	11/04/22 04:00
Temperature Source			Axillary
Pulse Rate		87	98
Pulse Rhythm [Bilateral Dorsalis Pedis]	Regular		
Pulse Rhythm [Bilateral Radial]	Regular		
Pulse Strength [Bilateral Dorsalis Pedis]	Normal		
Pulse Strength [Bilateral Radial]	Normal		
Respiratory Rate			
Respiratory Effort	Mechanically Ventilated		
Respiratory Depth	Normal		
Respiratory Pattern	Normal		
Blood Pressure		131/54 H	137/68 H
Blood Pressure Mean		79	91
Blood Pressure Location			Left Arm
Pulse Oximetry			99
O2 Delivery			Mechanical Ventilation
Oxygen Flow Rate			16
FI02			28
Sepsis Action Taken by Nursing			

	11/04/22 04:30	11/04/22 05:00	11/04/22 05:30
--	-------------------	-------------------	-------------------

Lyons, Kathleen A

Facility: Queen of the Valley Hospital **Location:** Q 1 Intensive Care Unit
 61 F 07/13/1961 **Med Rec Num:** MR01483046

Room-Bed: QI007-A
Visit: QH0054940416

Vital Signs - Continued

Temperature			
Temperature Source			
Pulse Rate	96	93	94
Pulse Rhythm [Bilateral Dorsalis Pedis]			
Pulse Rhythm [Bilateral Radial]			
Pulse Strength [Bilateral Dorsalis Pedis]			
Pulse Strength [Bilateral Radial]			
Respiratory Rate			
Respiratory Effort			
Respiratory Depth			
Respiratory Pattern			
Blood Pressure	126/60 H	137/59 H	132/56 H
Blood Pressure Mean	82	85	81
Blood Pressure Location			
Pulse Oximetry	99		100
O2 Delivery			
Oxygen Flow Rate			
FIO2			
Sepsis Action Taken by Nursing			

Temperature	11/04/22	11/04/22	11/04/22
Temperature Source	06:00	06:30	08:00
Pulse Rate	92	92	
Pulse Rhythm [Bilateral Dorsalis Pedis]			Regular
Pulse Rhythm [Bilateral Radial]			Regular
Pulse Strength [Bilateral Dorsalis Pedis]			Normal
Pulse Strength [Bilateral Radial]			Normal
Respiratory Rate			
Respiratory Effort			Mechanically Ventilated
Respiratory Depth			Normal
Respiratory Pattern			Normal
Blood Pressure	139/58 H	131/55 H	
Blood Pressure Mean	85	80	

Lyons, Kathleen A

Facility: Queen of the Valley Hospital
 61 F 07/13/1961
Location: Q 1 Intensive Care Unit
Med Rec Num: MR01483046

Room-Bed: QI007-A
Visit: QH0054940416

Vital Signs - Continued

Blood Pressure Location			
Pulse Oximetry	100	100	
O2 Delivery			
Oxygen Flow Rate			
FI02			
Sepsis Action Taken by Nursing			

	11/04/22 08:00	11/04/22 08:00	11/04/22 08:00
Temperature			
Temperature Source			
Pulse Rate			94
Pulse Rhythm [Bilateral Dorsalis Pedis]			
Pulse Rhythm [Bilateral Radial]			
Pulse Strength [Bilateral Dorsalis Pedis]			
Pulse Strength [Bilateral Radial]			
Respiratory Rate			
Respiratory Effort			
Respiratory Depth			
Respiratory Pattern			
Blood Pressure			
Blood Pressure Mean			
Blood Pressure Location			
Pulse Oximetry			
O2 Delivery			
Oxygen Flow Rate		28	
FI02			
Sepsis Action Taken by Nursing	No Action Required		

Temperature	11/04/22 12:00	11/04/22 12:00	11/04/22 12:00
Temperature Source			
Pulse Rate			92

Lyons, Kathleen A

Facility: Queen of the Valley Hospital **Location:** Q 1 Intensive Care Unit
 61 F 07/13/1961 **Med Rec Num:** MR01483046

Room-Bed: QI007-A
Visit: QH0054940416

Vital Signs - Continued

Pulse Rhythm [Bilateral Dorsalis Pedis]	Regular		
Pulse Rhythm [Bilateral Radial]	Regular		
Pulse Strength [Bilateral Dorsalis Pedis]	Normal		
Pulse Strength [Bilateral Radial]	Normal		
Respiratory Rate			
Respiratory Effort	Mechanically Ventilated		
Respiratory Depth	Normal		
Respiratory Pattern	Normal		
Blood Pressure			
Blood Pressure Mean			
Blood Pressure Location			
Pulse Oximetry			
O2 Delivery			
Oxygen Flow Rate			
FI02			28
Sepsis Action Taken by Nursing			

Temperature	11/04/22 07:00	11/04/22 07:30	11/04/22 08:00
Temperature Source			Oral
Pulse Rate	87	92	96
Pulse Rhythm [Bilateral Dorsalis Pedis]			
Pulse Rhythm [Bilateral Radial]			
Pulse Strength [Bilateral Dorsalis Pedis]			
Pulse Strength [Bilateral Radial]			
Respiratory Rate			
Respiratory Effort			
Respiratory Depth			
Respiratory Pattern			
Blood Pressure	122/55 H	128/59 H	147/63 H
Blood Pressure Mean	77	82	91
Blood Pressure Location			
Pulse Oximetry	100	100	100
O2 Delivery			

Lyons, Kathleen A

Facility: Queen of the Valley Hospital **Location:** Q 1 Intensive Care Unit
 61 F 07/13/1961 **Med Rec Num:** MR01483046

Room-Bed: QI007-A
Visit: QH0054940416

Vital Signs - Continued

Oxygen Flow Rate			
FI02			
Sepsis Action Taken by Nursing			

Temperature	11/04/22 07:30	11/04/22 08:30	11/04/22 09:00
Temperature Source			
Pulse Rate	92	89	91
Pulse Rhythm [Bilateral Dorsalis Pedis]			
Pulse Rhythm [Bilateral Radial]			
Pulse Strength [Bilateral Dorsalis Pedis]			
Pulse Strength [Bilateral Radial]			
Respiratory Rate	16		
Respiratory Effort			
Respiratory Depth			
Respiratory Pattern			
Blood Pressure	124/56 H	135/57 H	130/55 H
Blood Pressure Mean		83	80
Blood Pressure Location			
Pulse Oximetry	100	100	100
O2 Delivery			
Oxygen Flow Rate			
FI02	28		
Sepsis Action Taken by Nursing			

Temperature	11/04/22 09:30	11/04/22 10:00	11/04/22 10:30
Temperature Source			
Pulse Rate	92	92	84
Pulse Rhythm [Bilateral Dorsalis Pedis]			
Pulse Rhythm [Bilateral Radial]			
Pulse Strength [Bilateral Dorsalis Pedis]			
Pulse Strength [Bilateral Radial]			

Lyons, Kathleen A

Facility: Queen of the Valley Hospital **Location:** Q 1 Intensive Care Unit
 61 F 07/13/1961 **Med Rec Num:** MR01483046

Room-Bed: QI007-A
Visit: QH0054940416

Vital Signs - Continued

Respiratory Rate			
Respiratory Effort			
Respiratory Depth			
Respiratory Pattern			
Blood Pressure	125/57 H	129/56 H	133/53 H
Blood Pressure Mean	79	80	79
Blood Pressure Location			
Pulse Oximetry	100	100	
O2 Delivery			
Oxygen Flow Rate			
FI02			
Sepsis Action Taken by Nursing			

	11/04/22	11/04/22	11/04/22
Temperature	11:00	11:30	12:00
Temperature Source			99.1 F
Pulse Rate	86	94	88
Pulse Rhythm [Bilateral Dorsalis Pedis]			
Pulse Rhythm [Bilateral Radial]			
Pulse Strength [Bilateral Dorsalis Pedis]			
Pulse Strength [Bilateral Radial]			
Respiratory Rate			
Respiratory Effort			
Respiratory Depth			
Respiratory Pattern			
Blood Pressure	118/49 L	132/55 H	120/54 L
Blood Pressure Mean	72	74	76
Blood Pressure Location			
Pulse Oximetry			
O2 Delivery			
Oxygen Flow Rate			
FI02			
Sepsis Action Taken by Nursing			

Lyons, Kathleen A

Facility: Queen of the Valley Hospital **Location:** Q 1 Intensive Care Unit
 61 F 07/13/1961 **Med Rec Num:** MR01483046

Room-Bed: QI007-A
Visit: QH0054940416

Vital Signs - Continued

	11/04/22 11:40	11/04/22 16:00	11/04/22 16:00
Temperature			
Temperature Source			
Pulse Rate	88		
Pulse Rhythm [Bilateral Dorsalis Pedis]		Regular	
Pulse Rhythm [Bilateral Radial]		Regular	
Pulse Strength [Bilateral Dorsalis Pedis]		Normal	
Pulse Strength [Bilateral Radial]		Normal	
Respiratory Rate	17		
Respiratory Effort		Mechanically Ventilated	
Respiratory Depth		Normal	
Respiratory Pattern		Normal	
Blood Pressure	118/48 L		
Blood Pressure Mean			
Blood Pressure Location			
Pulse Oximetry	100		
O2 Delivery			
Oxygen Flow Rate			
FI02	28		28
Sepsis Action Taken by Nursing			

	11/04/22 16:00	11/04/22 12:30	11/04/22 13:00
Temperature			
Temperature Source			
Pulse Rate	85	90	89
Pulse Rhythm [Bilateral Dorsalis Pedis]			
Pulse Rhythm [Bilateral Radial]			
Pulse Strength [Bilateral Dorsalis Pedis]			
Pulse Strength [Bilateral Radial]			
Respiratory Rate			
Respiratory Effort			
Respiratory Depth			

Lyons, Kathleen A

Facility: Queen of the Valley Hospital **Location:** Q 1 Intensive Care Unit
 61 F 07/13/1961 **Med Rec Num:** MR01483046

Room-Bed: QI007-A
Visit: QH0054940416

Vital Signs - Continued

Respiratory Pattern			
Blood Pressure		120/53 L	126/52 H
Blood Pressure Mean		75	76
Blood Pressure Location			
Pulse Oximetry			
O2 Delivery			
Oxygen Flow Rate			
FIO2			
Sepsis Action Taken by Nursing			

Temperature		11/04/22 13:30	11/04/22 14:00	11/04/22 14:30
Temperature Source				
Pulse Rate		86	92	84
Pulse Rhythm [Bilateral Dorsalis Pedis]				
Pulse Rhythm [Bilateral Radial]				
Pulse Strength [Bilateral Dorsalis Pedis]				
Pulse Strength [Bilateral Radial]				
Respiratory Rate				
Respiratory Effort				
Respiratory Depth				
Respiratory Pattern				
Blood Pressure		117/48 L	132/49 H	109/49 L
Blood Pressure Mean		71	64	69
Blood Pressure Location				
Pulse Oximetry				100
O2 Delivery				
Oxygen Flow Rate				
FIO2				
Sepsis Action Taken by Nursing				

Temperature		11/04/22 15:53	11/04/22 15:00	11/04/22 15:30
-------------	--	-------------------	-------------------	-------------------

Lyons, Kathleen A

Facility: Queen of the Valley Hospital **Location:** Q 1 Intensive Care Unit
 61 F 07/13/1961 **Med Rec Num:** MR01483046

Room-Bed: QI007-A
Visit: QH0054940416

Vital Signs - Continued

Temperature Source			
Pulse Rate	94	91	89
Pulse Rhythm [Bilateral Dorsalis Pedis]			
Pulse Rhythm [Bilateral Radial]			
Pulse Strength [Bilateral Dorsalis Pedis]			
Pulse Strength [Bilateral Radial]			
Respiratory Rate	18		
Respiratory Effort			
Respiratory Depth			
Respiratory Pattern			
Blood Pressure	116/46 L	108/52 L	119/49 L
Blood Pressure Mean		64	68
Blood Pressure Location			
Pulse Oximetry	100		
O2 Delivery			
Oxygen Flow Rate			
FI02	28		
Sepsis Action Taken by Nursing			

Temperature	11/04/22 16:00	11/04/22 16:30	11/04/22 17:00
Temperature Source	Oral		
Pulse Rate	87	89	93
Pulse Rhythm [Bilateral Dorsalis Pedis]			
Pulse Rhythm [Bilateral Radial]			
Pulse Strength [Bilateral Dorsalis Pedis]			
Pulse Strength [Bilateral Radial]			
Respiratory Rate			
Respiratory Effort			
Respiratory Depth			
Respiratory Pattern			
Blood Pressure	116/46 L	116/47 L	115/51 L
Blood Pressure Mean	69	64	65
Blood Pressure Location			
Pulse Oximetry			

Lyons, Kathleen A

Facility: Queen of the Valley Hospital **Location:** Q 1 Intensive Care Unit
 61 F 07/13/1961 **Med Rec Num:** MR01483046

Room-Bed: QI007-A
Visit: QH0054940416

Vital Signs - Continued

O2 Delivery			
Oxygen Flow Rate			
FI02			
Sepsis Action Taken by Nursing			

Temperature	11/04/22 17:30	11/04/22 18:00	11/04/22 19:40
Temperature Source			
Pulse Rate	88	93	94
Pulse Rhythm [Bilateral Dorsalis Pedis]			
Pulse Rhythm [Bilateral Radial]			
Pulse Strength [Bilateral Dorsalis Pedis]			
Pulse Strength [Bilateral Radial]			
Respiratory Rate			18
Respiratory Effort			
Respiratory Depth			
Respiratory Pattern			
Blood Pressure	112/49 L	115/50 L	120/48 L
Blood Pressure Mean	70	66	
Blood Pressure Location			
Pulse Oximetry			99
O2 Delivery			
Oxygen Flow Rate			
FI02			28
Sepsis Action Taken by Nursing			

Temperature	11/04/22 20:00	11/04/22 20:00	11/04/22 20:00
Temperature Source			
Pulse Rate			99
Pulse Rhythm [Bilateral Dorsalis Pedis]			
Pulse Rhythm [Bilateral Radial]			
Pulse Strength [Bilateral Dorsalis Pedis]			

Lyons, Kathleen A

Facility: Queen of the Valley Hospital **Location:** Q 1 Intensive Care Unit
 61 F 07/13/1961 **Med Rec Num:** MR01483046

Room-Bed: QI007-A
Visit: QH0054940416

Vital Signs - Continued

Pulse Strength [Bilateral Radial]			
Respiratory Rate			
Respiratory Effort			
Respiratory Depth			
Respiratory Pattern			
Blood Pressure			
Blood Pressure Mean			
Blood Pressure Location			
Pulse Oximetry			
O2 Delivery			
Oxygen Flow Rate			
FIO2		28	
Sepsis Action Taken by Nursing	No Action Required		

Temperature		11/04/22 20:00	11/04/22 18:30	11/04/22 19:00	
Temperature Source					
Pulse Rate			117 H		92
Pulse Rhythm [Bilateral Dorsalis Pedis]			Regular		
Pulse Rhythm [Bilateral Radial]			Regular		
Pulse Strength [Bilateral Dorsalis Pedis]			Normal		
Pulse Strength [Bilateral Radial]			Normal		
Respiratory Rate					
Respiratory Effort			Mechanically Ventilated		
Respiratory Depth			Normal		
Respiratory Pattern			Normal		
Blood Pressure					
Blood Pressure Mean			137/59 H	127/48 H	
Blood Pressure Location			79	74	
Pulse Oximetry					99
O2 Delivery					
Oxygen Flow Rate					
FIO2					

Lyons, Kathleen A

Facility: Queen of the Valley Hospital **Location:** Q 1 Intensive Care Unit
 61 F 07/13/1961 **Med Rec Num:** MR01483046

Room-Bed: QI007-A
Visit: QH0054940416

Vital Signs - Continued

Sepsis Action Taken by Nursing

Temperature	11/04/22 19:30	11/04/22 20:00	11/04/22 20:30
Temperature Source		99.8 F H Oral	
Pulse Rate	97	100	91
Pulse Rhythm [Bilateral Dorsalis Pedis]			
Pulse Rhythm [Bilateral Radial]			
Pulse Strength [Bilateral Dorsalis Pedis]			
Pulse Strength [Bilateral Radial]			
Respiratory Rate		19	
Respiratory Effort			
Respiratory Depth			
Respiratory Pattern			
Blood Pressure	120/48 L	121/55 H	126/49 H
Blood Pressure Mean	72	77	74
Blood Pressure Location		Left Arm	
Pulse Oximetry	100	100	100
O2 Delivery		Mechanical Ventilation	
Oxygen Flow Rate			
FI02		28	
Sepsis Action Taken by Nursing			
Temperature	11/04/22 21:00	11/04/22 21:30	11/04/22 22:00
Temperature Source			
Pulse Rate	92	91	96
Pulse Rhythm [Bilateral Dorsalis Pedis]			
Pulse Rhythm [Bilateral Radial]			
Pulse Strength [Bilateral Dorsalis Pedis]			
Pulse Strength [Bilateral Radial]			
Respiratory Rate			

Lyons, Kathleen A

Facility: Queen of the Valley Hospital **Location:** Q 1 Intensive Care Unit
 61 F 07/13/1961 **Med Rec Num:** MR01483046

Room-Bed: QI007-A
Visit: QH0054940416

Vital Signs - Continued

Respiratory Effort			
Respiratory Depth			
Respiratory Pattern			
Blood Pressure	131/50 H	119/48 L	127/52 H
Blood Pressure Mean	77	71	66
Blood Pressure Location			
Pulse Oximetry	100	100	
O2 Delivery			
Oxygen Flow Rate			
FI02			
Sepsis Action Taken by Nursing			

Temperature	11/04/22 23:18	11/04/22 22:30	11/04/22 23:00
Temperature Source			
Pulse Rate	90	99	100
Pulse Rhythm [Bilateral Dorsalis Pedis]			
Pulse Rhythm [Bilateral Radial]			
Pulse Strength [Bilateral Dorsalis Pedis]			
Pulse Strength [Bilateral Radial]	20		
Respiratory Rate			
Respiratory Effort			
Respiratory Depth			
Respiratory Pattern			
Blood Pressure		127/52 H	124/52 H
Blood Pressure Mean		77	76
Blood Pressure Location			
Pulse Oximetry	98	99	99
O2 Delivery			
Oxygen Flow Rate			
FI02	28		
Sepsis Action Taken by Nursing			

Lyons, Kathleen A

Facility: Queen of the Valley Hospital **Location:** Q 1 Intensive Care Unit
 61 F 07/13/1961 **Med Rec Num:** MR01483046

Room-Bed: QI007-A
Visit: QH0054940416

Vital Signs - Continued

	11/04/22 23:30	11/05/22 00:00	11/05/22 00:30
Temperature			
Temperature Source			
Pulse Rate	97	90	90
Pulse Rhythm [Bilateral Dorsalis Pedis]			
Pulse Rhythm [Bilateral Radial]			
Pulse Strength [Bilateral Dorsalis Pedis]			
Pulse Strength [Bilateral Radial]			
Respiratory Rate			
Respiratory Effort			
Respiratory Depth			
Respiratory Pattern			
Blood Pressure	131/49 H 76	135/49 H 77	129/51 H 77
Blood Pressure Mean			
Blood Pressure Location			
Pulse Oximetry	99	99	100
O2 Delivery			
Oxygen Flow Rate			
FI02			
Sepsis Action Taken by Nursing			
	11/05/22 01:00	11/05/22 01:30	11/05/22 02:00
Temperature			
Temperature Source			
Pulse Rate	92	93	87
Pulse Rhythm [Bilateral Dorsalis Pedis]			
Pulse Rhythm [Bilateral Radial]			
Pulse Strength [Bilateral Dorsalis Pedis]			
Pulse Strength [Bilateral Radial]			
Respiratory Rate			
Respiratory Effort			
Respiratory Depth			
Respiratory Pattern			

Lyons, Kathleen A

Facility: Queen of the Valley Hospital **Location:** Q 1 Intensive Care Unit
 61 F 07/13/1961 **Med Rec Num:** MR01483046

Room-Bed: QI007-A
Visit: QH0054940416

Vital Signs - Continued

Blood Pressure	133/50 H	128/48 H	120/52 L
Blood Pressure Mean	77	74	74
Blood Pressure Location			
Pulse Oximetry	100	100	99
O2 Delivery			
Oxygen Flow Rate			
FI02			
Sepsis Action Taken by Nursing			

Temperature	11/05/22 02:30	11/05/22 03:00	11/05/22 03:23
Temperature Source			
Pulse Rate	90	100	102 H
Pulse Rhythm [Bilateral Dorsalis Pedis]			
Pulse Rhythm [Bilateral Radial]			
Pulse Strength [Bilateral Dorsalis Pedis]			
Pulse Strength [Bilateral Radial]			20
Respiratory Rate			
Respiratory Effort			
Respiratory Depth			
Respiratory Pattern			
Blood Pressure	111/55 L	131/52 H	131/52 H
Blood Pressure Mean	73	78	
Blood Pressure Location			
Pulse Oximetry	98	98	99
O2 Delivery			
Oxygen Flow Rate			
FI02			28
Sepsis Action Taken by Nursing			

Temperature	11/04/22 23:59	11/04/22 23:59	11/04/22 23:59
Temperature Source			

Lyons, Kathleen A

Facility: Queen of the Valley Hospital **Location:** Q 1 Intensive Care Unit
 61 F 07/13/1961 **Med Rec Num:** MR01483046

Room-Bed: QI007-A
Visit: QH0054940416

Vital Signs - Continued

Pulse Rate	90	Regular	
Pulse Rhythm [Bilateral Dorsalis Pedis]		Regular	
Pulse Rhythm [Bilateral Radial]		Normal	
Pulse Strength [Bilateral Dorsalis Pedis]		Normal	
Pulse Strength [Bilateral Radial]		Normal	
Respiratory Rate		Mechanically Ventilated	
Respiratory Effort			
Respiratory Depth		Normal	
Respiratory Pattern		Normal	
Blood Pressure			
Blood Pressure Mean			
Blood Pressure Location			
Pulse Oximetry			
O2 Delivery			
Oxygen Flow Rate			
FI02			28
Sepsis Action Taken by Nursing			

Temperature	11/05/22 04:00	11/05/22 04:00	11/05/22 04:00
Temperature Source			
Pulse Rate	87		
Pulse Rhythm [Bilateral Dorsalis Pedis]		Regular	
Pulse Rhythm [Bilateral Radial]		Regular	
Pulse Strength [Bilateral Dorsalis Pedis]		Normal	
Pulse Strength [Bilateral Radial]		Normal	
Respiratory Rate			
Respiratory Effort		Mechanically Ventilated	
Respiratory Depth		Normal	
Respiratory Pattern		Normal	
Blood Pressure			
Blood Pressure Mean			
Blood Pressure Location			

Lyons, Kathleen A

Facility: Queen of the Valley Hospital **Location:** Q 1 Intensive Care Unit
 61 F 07/13/1961 **Med Rec Num:** MR01483046

Room-Bed: QI007-A
Visit: QH0054940416

Vital Signs - Continued

Pulse Oximetry			
O2 Delivery			
Oxygen Flow Rate			
FI02			28
Sepsis Action Taken by Nursing			

Temperature	11/05/22 03:30	11/05/22 04:00	11/05/22 04:30
Temperature Source		99.9 F H Oral	
Pulse Rate	95	88	89
Pulse Rhythm [Bilateral Dorsalis Pedis]			
Pulse Rhythm [Bilateral Radial]			
Pulse Strength [Bilateral Dorsalis Pedis]			
Pulse Strength [Bilateral Radial]			
Respiratory Rate			
Respiratory Effort			
Respiratory Depth			
Respiratory Pattern			
Blood Pressure	122/50 H	120/54 L	120/51 L
Blood Pressure Mean	74	76	74
Blood Pressure Location			
Pulse Oximetry	98	99	100
O2 Delivery			
Oxygen Flow Rate			
FI02			
Sepsis Action Taken by Nursing			

Temperature	11/05/22 05:00	11/05/22 05:30	11/05/22 06:00
Temperature Source			
Pulse Rate	88	86	90
Pulse Rhythm [Bilateral Dorsalis Pedis]			
Pulse Rhythm [Bilateral Radial]			

Lyons, Kathleen A

Facility: Queen of the Valley Hospital **Location:** Q 1 Intensive Care Unit
 61 F 07/13/1961 **Med Rec Num:** MR01483046

Room-Bed: QI007-A
Visit: QH0054940416

Vital Signs - Continued

Pulse Strength [Bilateral Dorsalis Pedis]			
Pulse Strength [Bilateral Radial]			
Respiratory Rate			
Respiratory Effort			
Respiratory Depth			
Respiratory Pattern			
Blood Pressure	130/51 H	120/50 L	129/52 H
Blood Pressure Mean	77	73	77
Blood Pressure Location			
Pulse Oximetry	100	100	100
O2 Delivery			
Oxygen Flow Rate			
FI02			
Sepsis Action Taken by Nursing			

Temperature	11/05/22 06:30	11/05/22 07:34	11/05/22 08:00
Temperature Source			
Pulse Rate	97	85	90
Pulse Rhythm [Bilateral Dorsalis Pedis]			
Pulse Rhythm [Bilateral Radial]			
Pulse Strength [Bilateral Dorsalis Pedis]			
Pulse Strength [Bilateral Radial]			
Respiratory Rate		16	
Respiratory Effort			
Respiratory Depth			
Respiratory Pattern			
Blood Pressure	118/49 L	117/54 L	
Blood Pressure Mean	72		
Blood Pressure Location			
Pulse Oximetry	100	100	
O2 Delivery			
Oxygen Flow Rate			
FI02		28	
Sepsis Action Taken by Nursing			

Lyons, Kathleen A

Facility: Queen of the Valley Hospital **Location:** Q 1 Intensive Care Unit
 61 F 07/13/1961 **Med Rec Num:** MR01483046

Room-Bed: QI007-A
Visit: QH0054940416

Vital Signs - Continued

Temperature	11/05/22 08:00	11/05/22 08:00	11/05/22 07:00
Temperature Source			
Pulse Rate			88
Pulse Rhythm [Bilateral Dorsalis Pedis]			
Pulse Rhythm [Bilateral Radial]			
Pulse Strength [Bilateral Dorsalis Pedis]			
Pulse Strength [Bilateral Radial]			
Respiratory Rate			
Respiratory Effort			
Respiratory Depth			
Respiratory Pattern			
Blood Pressure			122/50 H
Blood Pressure Mean			74
Blood Pressure Location			
Pulse Oximetry			100
O2 Delivery			
Oxygen Flow Rate			
FI02		28	
Sepsis Action Taken by Nursing	No Action Required		

Temperature	11/05/22 07:30	11/05/22 08:00	11/05/22 08:30
Temperature Source		Axillary	
Pulse Rate	95	90	95
Pulse Rhythm [Bilateral Dorsalis Pedis]			
Pulse Rhythm [Bilateral Radial]			
Pulse Strength [Bilateral Dorsalis Pedis]			
Pulse Strength [Bilateral Radial]			
Respiratory Rate			
Respiratory Effort			
Respiratory Depth			

Lyons, Kathleen A

Facility: Queen of the Valley Hospital **Location:** Q 1 Intensive Care Unit
 61 F 07/13/1961 **Med Rec Num:** MR01483046

Room-Bed: QI007-A
Visit: QH0054940416

Vital Signs - Continued

Respiratory Pattern			
Blood Pressure	117/54 L	118/52 L	128/56 H
Blood Pressure Mean	75	74	73
Blood Pressure Location			
Pulse Oximetry	99	100	100
O2 Delivery			
Oxygen Flow Rate			
FIO2			
Sepsis Action Taken by Nursing			

Temperature	11/05/22 09:00	11/05/22 09:30	11/05/22 10:00
Temperature Source			
Pulse Rate	87	91	85
Pulse Rhythm [Bilateral Dorsalis Pedis]			
Pulse Rhythm [Bilateral Radial]			
Pulse Strength [Bilateral Dorsalis Pedis]			
Pulse Strength [Bilateral Radial]			
Respiratory Rate			
Respiratory Effort			
Respiratory Depth			
Respiratory Pattern			
Blood Pressure	118/50 L	113/50 L	125/49 H
Blood Pressure Mean	72	71	74
Blood Pressure Location			
Pulse Oximetry	100	100	100
O2 Delivery			
Oxygen Flow Rate			
FIO2			
Sepsis Action Taken by Nursing			

Temperature	11/05/22 10:30	11/05/22 08:00	11/05/22 11:16
-------------	-------------------	-------------------	-------------------

Lyons, Kathleen A

Facility: Queen of the Valley Hospital **Location:** Q 1 Intensive Care Unit
 61 F 07/13/1961 **Med Rec Num:** MR01483046

Room-Bed: QI007-A
Visit: QH0054940416

Vital Signs - Continued

Temperature Source			
Pulse Rate	91		91
Pulse Rhythm [Bilateral Dorsalis Pedis]		Regular	
Pulse Rhythm [Bilateral Radial]		Regular	
Pulse Strength [Bilateral Dorsalis Pedis]		Normal	
Pulse Strength [Bilateral Radial]		Normal	
Respiratory Rate			19
Respiratory Effort		Mechanically Ventilated	
Respiratory Depth		Normal	
Respiratory Pattern		Normal	
Blood Pressure	122/52 H		124/54 H
Blood Pressure Mean	75		
Blood Pressure Location			
Pulse Oximetry	100		100
O2 Delivery			
Oxygen Flow Rate			
FIO2			28
Sepsis Action Taken by Nursing			

Temperature	11/05/22 12:00	11/05/22 12:00	11/05/22 11:00
Temperature Source			
Pulse Rate		95	93
Pulse Rhythm [Bilateral Dorsalis Pedis]			
Pulse Rhythm [Bilateral Radial]			
Pulse Strength [Bilateral Dorsalis Pedis]			
Pulse Strength [Bilateral Radial]			
Respiratory Rate			
Respiratory Effort			
Respiratory Depth			
Respiratory Pattern			
Blood Pressure			124/54 H
Blood Pressure Mean			70
Blood Pressure Location			

Lyons, Kathleen A

Facility: Queen of the Valley Hospital **Location:** Q 1 Intensive Care Unit
 61 F 07/13/1961 **Med Rec Num:** MR01483046

Room-Bed: QI007-A
Visit: QH0054940416

Vital Signs - Continued

Pulse Oximetry				100
O2 Delivery				
Oxygen Flow Rate				
FI02	28			
Sepsis Action Taken by Nursing				

Temperature	11/05/22 11:30	11/05/22 12:00	11/05/22 12:00
Temperature Source		100.3 F H Axillary	
Pulse Rate	106 H	98	
Pulse Rhythm [Bilateral Dorsalis Pedis]			Regular
Pulse Rhythm [Bilateral Radial]			Regular
Pulse Strength [Bilateral Dorsalis Pedis]			Normal
Pulse Strength [Bilateral Radial]			Normal
Respiratory Rate			
Respiratory Effort			Mechanically Ventilated
Respiratory Depth			Normal
Respiratory Pattern			Normal
Blood Pressure	122/52 H	130/50 H	
Blood Pressure Mean	75	76	
Blood Pressure Location			
Pulse Oximetry	100	100	
O2 Delivery			
Oxygen Flow Rate			
FI02			
Sepsis Action Taken by Nursing			

Temperature	11/05/22 12:30	11/05/22 13:00	11/05/22 13:30
Temperature Source			
Pulse Rate	94	92	92
Pulse Rhythm [Bilateral Dorsalis Pedis]			

Lyons, Kathleen A

Facility: Queen of the Valley Hospital **Location:** Q 1 Intensive Care Unit
 61 F 07/13/1961 **Med Rec Num:** MR01483046

Room-Bed: QI007-A
Visit: QH0054940416

Vital Signs - Continued

Pulse Rhythm [Bilateral Radial]			
Pulse Strength [Bilateral Dorsalis Pedis]			
Pulse Strength [Bilateral Radial]			
Respiratory Rate			
Respiratory Effort			
Respiratory Depth			
Respiratory Pattern			
Blood Pressure	111/46 L	118/49 L	127/45 H
Blood Pressure Mean	67	65	72
Blood Pressure Location			
Pulse Oximetry	100	100	100
O2 Delivery			
Oxygen Flow Rate			
FI02			
Sepsis Action Taken by Nursing			

	11/05/22 14:00	11/05/22 14:30	11/05/22 15:00
Temperature			
Temperature Source			
Pulse Rate	96	94	92
Pulse Rhythm [Bilateral Dorsalis Pedis]			
Pulse Rhythm [Bilateral Radial]			
Pulse Strength [Bilateral Dorsalis Pedis]			
Pulse Strength [Bilateral Radial]			
Respiratory Rate			17
Respiratory Effort			
Respiratory Depth			
Respiratory Pattern			
Blood Pressure	123/46 H	113/48 L	113/48 L
Blood Pressure Mean	71	69	
Blood Pressure Location			
Pulse Oximetry	100	100	100
O2 Delivery			
Oxygen Flow Rate			
FI02			28

Lyons, Kathleen A

Facility: Queen of the Valley Hospital **Location:** Q 1 Intensive Care Unit
 61 F 07/13/1961 **Med Rec Num:** MR01483046

Room-Bed: QI007-A
Visit: QH0054940416

Vital Signs - Continued

Sepsis Action Taken by Nursing

Temperature	11/05/22 16:00	11/05/22 16:00	11/05/22 16:00
Temperature Source			
Pulse Rate			94
Pulse Rhythm [Bilateral Dorsalis Pedis]		Regular	
Pulse Rhythm [Bilateral Radial]		Regular	
Pulse Strength [Bilateral Dorsalis Pedis]		Normal	
Pulse Strength [Bilateral Radial]		Normal	
Respiratory Rate			
Respiratory Effort		Mechanically Ventilated	
Respiratory Depth		Normal	
Respiratory Pattern		Normal	
Blood Pressure			
Blood Pressure Mean			
Blood Pressure Location			
Pulse Oximetry			
O2 Delivery			
Oxygen Flow Rate			
FIO2	28		
Sepsis Action Taken by Nursing			

Temperature	11/05/22 15:00	11/05/22 15:30	11/05/22 16:00
Temperature Source			Axillary
Pulse Rate	95	102 H	92
Pulse Rhythm [Bilateral Dorsalis Pedis]			
Pulse Rhythm [Bilateral Radial]			
Pulse Strength [Bilateral Dorsalis Pedis]			
Pulse Strength [Bilateral Radial]			
Respiratory Rate			

Lyons, Kathleen A

Facility: Queen of the Valley Hospital **Location:** Q 1 Intensive Care Unit
 61 F 07/13/1961 **Med Rec Num:** MR01483046

Room-Bed: QI007-A
Visit: QH0054940416

Vital Signs - Continued

Respiratory Effort			
Respiratory Depth			
Respiratory Pattern			
Blood Pressure	115/47 L	122/51 H	124/46 H
Blood Pressure Mean	63	67	72
Blood Pressure Location			
Pulse Oximetry	100	100	100
O2 Delivery			
Oxygen Flow Rate			
FI02			
Sepsis Action Taken by Nursing			

Temperature	11/05/22 16:30	11/05/22 17:00	11/05/22 17:30
Temperature Source			
Pulse Rate	94	93	96
Pulse Rhythm [Bilateral Dorsalis Pedis]			
Pulse Rhythm [Bilateral Radial]			
Pulse Strength [Bilateral Dorsalis Pedis]			
Pulse Strength [Bilateral Radial]			
Respiratory Rate			
Respiratory Effort			
Respiratory Depth			
Respiratory Pattern			
Blood Pressure	117/49 L	118/50 L	113/48 L
Blood Pressure Mean	71	66	69
Blood Pressure Location			
Pulse Oximetry	100	100	100
O2 Delivery			
Oxygen Flow Rate			
FI02			
Sepsis Action Taken by Nursing			

Lyons, Kathleen A

Facility: Queen of the Valley Hospital **Location:** Q 1 Intensive Care Unit
 61 F 07/13/1961 **Med Rec Num:** MR01483046

Room-Bed: QI007-A
Visit: QH0054940416

Vital Signs - Continued

	11/05/22 18:00	11/05/22 20:00	11/05/22 20:00
Temperature			
Temperature Source			
Pulse Rate	96		93
Pulse Rhythm [Bilateral Dorsalis Pedis]			
Pulse Rhythm [Bilateral Radial]			
Pulse Strength [Bilateral Dorsalis Pedis]			
Pulse Strength [Bilateral Radial]			
Respiratory Rate			
Respiratory Effort			
Respiratory Depth			
Respiratory Pattern			
Blood Pressure	109/48 L		
Blood Pressure Mean	68		
Blood Pressure Location			
Pulse Oximetry	100		
O2 Delivery			
Oxygen Flow Rate			
FI02			
Sepsis Action Taken by Nursing		No Action Required	

	11/05/22 20:00	11/05/22 20:00	11/05/22 18:30
Temperature			
Temperature Source			
Pulse Rate			99
Pulse Rhythm [Bilateral Dorsalis Pedis]	Regular		
Pulse Rhythm [Bilateral Radial]	Regular		
Pulse Strength [Bilateral Dorsalis Pedis]	Normal		
Pulse Strength [Bilateral Radial]	Normal		
Respiratory Rate			
Respiratory Effort	Mechanically Ventilated		

Lyons, Kathleen A

Facility: Queen of the Valley Hospital **Location:** Q 1 Intensive Care Unit
 61 F 07/13/1961 **Med Rec Num:** MR01483046

Room-Bed: QI007-A
Visit: QH0054940416

Vital Signs - Continued

Respiratory Depth	Normal		
Respiratory Pattern	Normal		
Blood Pressure			124/48 H
Blood Pressure Mean			73
Blood Pressure Location			
Pulse Oximetry			99
O2 Delivery			
Oxygen Flow Rate			28
FI02			
Sepsis Action Taken by Nursing			

Temperature	11/05/22	11/05/22	11/05/22
Temperature Source	19:00	19:30	20:00
			99.4 F
Pulse Rate	94	96	90
Pulse Rhythm [Bilateral Dorsalis Pedis]			
Pulse Rhythm [Bilateral Radial]			
Pulse Strength [Bilateral Dorsalis Pedis]			
Pulse Strength [Bilateral Radial]			
Respiratory Rate			
Respiratory Effort			
Respiratory Depth			
Respiratory Pattern			
Blood Pressure	119/47 L	118/50 L	116/51 L
Blood Pressure Mean	71	72	72
Blood Pressure Location			
Pulse Oximetry	99	99	99
O2 Delivery			
Oxygen Flow Rate			
FI02			
Sepsis Action Taken by Nursing			

	11/05/22	11/05/22	11/05/22
	20:30	21:00	21:30

Lyons, Kathleen A

Facility: Queen of the Valley Hospital **Location:** Q 1 Intensive Care Unit
 61 F 07/13/1961 **Med Rec Num:** MR01483046

Room-Bed: QI007-A
Visit: QH0054940416

Vital Signs - Continued

Temperature			
Temperature Source			
Pulse Rate	94	103 H	98
Pulse Rhythm [Bilateral Dorsalis Pedis]			
Pulse Rhythm [Bilateral Radial]			
Pulse Strength [Bilateral Dorsalis Pedis]			
Pulse Strength [Bilateral Radial]			
Respiratory Rate			
Respiratory Effort			
Respiratory Depth			
Respiratory Pattern			
Blood Pressure	135/51 H	128/54 H	121/45 H
Blood Pressure Mean	79	78	70
Blood Pressure Location			
Pulse Oximetry	97	98	97
O2 Delivery			
Oxygen Flow Rate			
FI02			
Sepsis Action Taken by Nursing			

Temperature	11/05/22	11/05/22	11/05/22
Temperature Source	22:00	23:59	23:59
Pulse Rate	98	103 H	
Pulse Rhythm [Bilateral Dorsalis Pedis]			Regular
Pulse Rhythm [Bilateral Radial]			Regular
Pulse Strength [Bilateral Dorsalis Pedis]			Normal
Pulse Strength [Bilateral Radial]			Normal
Respiratory Rate			
Respiratory Effort			Mechanically Ventilated
Respiratory Depth			Normal
Respiratory Pattern			Normal
Blood Pressure	120/50 L		
Blood Pressure Mean	73		

Lyons, Kathleen A

Facility: Queen of the Valley Hospital **Location:** Q 1 Intensive Care Unit
 61 F 07/13/1961 **Med Rec Num:** MR01483046

Room-Bed: QI007-A
Visit: QH0054940416

Vital Signs - Continued

Blood Pressure Location			
Pulse Oximetry	97		
O2 Delivery			
Oxygen Flow Rate			
FIO2			
Sepsis Action Taken by Nursing			

Temperature	11/05/22 23:59	11/05/22 22:30	11/05/22 23:00
Temperature Source			
Pulse Rate		99	100
Pulse Rhythm [Bilateral Dorsalis Pedis]			
Pulse Rhythm [Bilateral Radial]			
Pulse Strength [Bilateral Dorsalis Pedis]			
Pulse Strength [Bilateral Radial]			
Respiratory Rate			
Respiratory Effort			
Respiratory Depth			
Respiratory Pattern			
Blood Pressure		127/49 H	124/48 H
Blood Pressure Mean		75	73
Blood Pressure Location			
Pulse Oximetry		98	97
O2 Delivery			
Oxygen Flow Rate			
FIO2	28		
Sepsis Action Taken by Nursing			

Temperature	11/05/22 23:30	11/06/22 00:00	11/06/22 00:30
Temperature Source		100.1 F H	
Pulse Rate	98	105 H	100
Pulse Rhythm [Bilateral Dorsalis Pedis]		Oral	

Lyons, Kathleen A

Facility: Queen of the Valley Hospital **Location:** Q 1 Intensive Care Unit
 61 F 07/13/1961 **Med Rec Num:** MR01483046

Room-Bed: QI007-A
Visit: QH0054940416

Vital Signs - Continued

Pulse Rhythm [Bilateral Radial]			
Pulse Strength [Bilateral Dorsalis Pedis]			
Pulse Strength [Bilateral Radial]			
Respiratory Rate			
Respiratory Effort			
Respiratory Depth			
Respiratory Pattern			
Blood Pressure	124/51 H	139/53 H	119/51 L
Blood Pressure Mean	75	81	73
Blood Pressure Location		Left Arm	
Pulse Oximetry	98	100	100
O2 Delivery			
Oxygen Flow Rate			
FIO2			
Sepsis Action Taken by Nursing			

Temperature	11/05/22 19:05	11/05/22 23:10	11/06/22 01:00 PST
Temperature Source			
Pulse Rate	95	99	99
Pulse Rhythm [Bilateral Dorsalis Pedis]			
Pulse Rhythm [Bilateral Radial]			
Pulse Strength [Bilateral Dorsalis Pedis]			
Pulse Strength [Bilateral Radial]			
Respiratory Rate	18	21 H	
Respiratory Effort			
Respiratory Depth			
Respiratory Pattern			
Blood Pressure	119/47 L	124/48 H	115/50 L
Blood Pressure Mean			65
Blood Pressure Location			
Pulse Oximetry	100	97	99
O2 Delivery			
Oxygen Flow Rate			
FIO2	28	28	

Lyons, Kathleen A

Facility: Queen of the Valley Hospital **Location:** Q 1 Intensive Care Unit
 61 F 07/13/1961 **Med Rec Num:** MR01483046

Room-Bed: QI007-A
Visit: QH0054940416

Vital Signs - Continued

Sepsis Action Taken by Nursing

Temperature	11/06/22 01:30 PST	11/06/22 02:00	11/06/22 04:00
Temperature Source			
Pulse Rate	101 H	106 H	96
Pulse Rhythm [Bilateral Dorsalis Pedis]			
Pulse Rhythm [Bilateral Radial]			
Pulse Strength [Bilateral Dorsalis Pedis]			
Pulse Strength [Bilateral Radial]			
Respiratory Rate			
Respiratory Effort			
Respiratory Depth			
Respiratory Pattern			
Blood Pressure	122/46 H	129/49 H	
Blood Pressure Mean	62	75	
Blood Pressure Location			
Pulse Oximetry	99	95	
O2 Delivery			
Oxygen Flow Rate			
FI02			
Sepsis Action Taken by Nursing			

Temperature	11/06/22 04:00	11/06/22 04:00	11/06/22 02:30
Temperature Source			
Pulse Rate			107 H
Pulse Rhythm [Bilateral Dorsalis Pedis]	Regular		
Pulse Rhythm [Bilateral Radial]	Regular		
Pulse Strength [Bilateral Dorsalis Pedis]	Normal		
Pulse Strength [Bilateral Radial]	Normal		
Respiratory Rate			

Lyons, Kathleen A

Facility: Queen of the Valley Hospital **Location:** Q 1 Intensive Care Unit
 61 F 07/13/1961 **Med Rec Num:** MR01483046

Room-Bed: QI007-A
Visit: QH0054940416

Vital Signs - Continued

Respiratory Effort	Mechanically Ventilated		
Respiratory Depth	Normal		
Respiratory Pattern	Normal		
Blood Pressure			132/50 H
Blood Pressure Mean			77
Blood Pressure Location			
Pulse Oximetry			96
O2 Delivery			
Oxygen Flow Rate			
FI02			28
Sepsis Action Taken by Nursing			

Temperature	11/06/22 03:00	11/06/22 03:30	11/06/22 04:00
Temperature Source			Oral
Pulse Rate	102 H	94	99
Pulse Rhythm [Bilateral Dorsalis Pedis]			
Pulse Rhythm [Bilateral Radial]			
Pulse Strength [Bilateral Dorsalis Pedis]			
Pulse Strength [Bilateral Radial]			
Respiratory Rate			
Respiratory Effort			
Respiratory Depth			
Respiratory Pattern			
Blood Pressure	130/55 H	117/56 L	120/55 L
Blood Pressure Mean	80	76	76
Blood Pressure Location			Left Arm
Pulse Oximetry	96	96	96
O2 Delivery			Mechanical Ventilation
Oxygen Flow Rate			
FI02			28
Sepsis Action Taken by Nursing			

Lyons, Kathleen A

Facility: Queen of the Valley Hospital **Location:** Q 1 Intensive Care Unit
 61 F 07/13/1961 **Med Rec Num:** MR01483046

Room-Bed: QI007-A
Visit: QH0054940416

Vital Signs - Continued

Temperature	11/06/22 03:10	11/06/22 04:30	11/06/22 05:00
Temperature Source			
Pulse Rate	97	95	111 H
Pulse Rhythm [Bilateral Dorsalis Pedis]			
Pulse Rhythm [Bilateral Radial]			
Pulse Strength [Bilateral Dorsalis Pedis]			
Pulse Strength [Bilateral Radial]			
Respiratory Rate	18		
Respiratory Effort			
Respiratory Depth			
Respiratory Pattern			
Blood Pressure	130/55 H	112/53 L	129/85 H
Blood Pressure Mean		72	99
Blood Pressure Location			
Pulse Oximetry	96	97	100
O2 Delivery			
Oxygen Flow Rate			
FI02	28		
Sepsis Action Taken by Nursing			
Temperature	11/06/22 05:30	11/06/22 06:00	11/06/22 06:30
Temperature Source			
Pulse Rate	100	97	94
Pulse Rhythm [Bilateral Dorsalis Pedis]			
Pulse Rhythm [Bilateral Radial]			
Pulse Strength [Bilateral Dorsalis Pedis]			
Pulse Strength [Bilateral Radial]			
Respiratory Rate			
Respiratory Effort			
Respiratory Depth			
Respiratory Pattern			

Lyons, Kathleen A

Facility: Queen of the Valley Hospital **Location:** Q 1 Intensive Care Unit
 61 F 07/13/1961 **Med Rec Num:** MR01483046

Room-Bed: QI007-A
Visit: QH0054940416

Vital Signs - Continued

Blood Pressure	114/55 L	118/54 L	117/57 L
Blood Pressure Mean	74	75	77
Blood Pressure Location			
Pulse Oximetry	97	95	100
O2 Delivery			
Oxygen Flow Rate			
FI02			
Sepsis Action Taken by Nursing			

Temperature	11/06/22 07:00	11/06/22 08:00	11/06/22 08:00
Temperature Source			Axillary
Pulse Rate	92	101 H	96
Pulse Rhythm [Bilateral Dorsalis Pedis]			
Pulse Rhythm [Bilateral Radial]			
Pulse Strength [Bilateral Dorsalis Pedis]			
Pulse Strength [Bilateral Radial]			
Respiratory Rate			
Respiratory Effort			
Respiratory Depth			
Respiratory Pattern			
Blood Pressure	120/52 L		112/56 L
Blood Pressure Mean	74		74
Blood Pressure Location			
Pulse Oximetry	100		100
O2 Delivery			
Oxygen Flow Rate			
FI02			
Sepsis Action Taken by Nursing			

Temperature	11/06/22 09:00	11/06/22 10:00	11/06/22 08:00
Temperature Source			

Lyons, Kathleen A

Facility: Queen of the Valley Hospital **Location:** Q 1 Intensive Care Unit
 61 F 07/13/1961 **Med Rec Num:** MR01483046

Room-Bed: QI007-A
Visit: QH0054940416

Vital Signs - Continued

Pulse Rate	95	93	
Pulse Rhythm [Bilateral Dorsalis Pedis]			
Pulse Rhythm [Bilateral Radial]			
Pulse Strength [Bilateral Dorsalis Pedis]			
Pulse Strength [Bilateral Radial]			
Respiratory Rate			
Respiratory Effort			
Respiratory Depth			
Respiratory Pattern			
Blood Pressure	109/50 L	110/48 L	
Blood Pressure Mean	64	64	
Blood Pressure Location			
Pulse Oximetry	100	100	
O2 Delivery			
Oxygen Flow Rate			
FI02			
Sepsis Action Taken by Nursing			No Action Required

Temperature	11/06/22 08:00	11/06/22 08:00	11/06/22 07:35
Temperature Source			
Pulse Rate			91
Pulse Rhythm [Bilateral Dorsalis Pedis]		Regular	
Pulse Rhythm [Bilateral Radial]		Regular	
Pulse Strength [Bilateral Dorsalis Pedis]		Normal	
Pulse Strength [Bilateral Radial]		Normal	
Respiratory Rate			18
Respiratory Effort		Mechanically Ventilated	
Respiratory Depth		Normal	
Respiratory Pattern		Normal	
Blood Pressure			
Blood Pressure Mean			
Blood Pressure Location			

Lyons, Kathleen A

Facility: Queen of the Valley Hospital **Location:** Q 1 Intensive Care Unit
 61 F 07/13/1961 **Med Rec Num:** MR01483046

Room-Bed: QI007-A
Visit: QH0054940416

Vital Signs - Continued

Pulse Oximetry			100
O2 Delivery			
Oxygen Flow Rate			
FI02	28		28
Sepsis Action Taken by Nursing			

Temperature	11/06/22 10:10	11/06/22 12:00	11/06/22 12:00
Temperature Source			
Pulse Rate	93		
Pulse Rhythm [Bilateral Dorsalis Pedis]			Regular
Pulse Rhythm [Bilateral Radial]			Regular
Pulse Strength [Bilateral Dorsalis Pedis]			Normal
Pulse Strength [Bilateral Radial]			Normal
Respiratory Rate	18		
Respiratory Effort			Mechanically Ventilated
Respiratory Depth			Normal
Respiratory Pattern			Normal
Blood Pressure			
Blood Pressure Mean			
Blood Pressure Location			
Pulse Oximetry	100		
O2 Delivery			
Oxygen Flow Rate			
FI02	28	28	
Sepsis Action Taken by Nursing			

Temperature	11/06/22 11:00	11/06/22 12:00	11/06/22 12:00
Temperature Source		Axillary	
Pulse Rate	94	94	89
Pulse Rhythm [Bilateral Dorsalis Pedis]			

Lyons, Kathleen A

Facility: Queen of the Valley Hospital **Location:** Q 1 Intensive Care Unit
 61 F 07/13/1961 **Med Rec Num:** MR01483046

Room-Bed: QI007-A
Visit: QH0054940416

Vital Signs - Continued

Pulse Rhythm [Bilateral Radial]			
Pulse Strength [Bilateral Dorsalis Pedis]			
Pulse Strength [Bilateral Radial]			
Respiratory Rate			
Respiratory Effort			
Respiratory Depth			
Respiratory Pattern			
Blood Pressure	112/48 L	108/51 L	
Blood Pressure Mean	64	66	
Blood Pressure Location			
Pulse Oximetry	100	100	
O2 Delivery			
Oxygen Flow Rate			
FI02			
Sepsis Action Taken by Nursing			

	11/06/22 13:00	11/06/22 14:00	11/06/22 15:00
Temperature			
Temperature Source			
Pulse Rate	92	91	88
Pulse Rhythm [Bilateral Dorsalis Pedis]			
Pulse Rhythm [Bilateral Radial]			
Pulse Strength [Bilateral Dorsalis Pedis]			
Pulse Strength [Bilateral Radial]			
Respiratory Rate			
Respiratory Effort			
Respiratory Depth			
Respiratory Pattern			
Blood Pressure	102/43 L	111/46 L	104/44 L
Blood Pressure Mean	56	60	58
Blood Pressure Location			
Pulse Oximetry	100	100	100
O2 Delivery			
Oxygen Flow Rate			
FI02			

Lyons, Kathleen A

Facility: Queen of the Valley Hospital **Location:** Q 1 Intensive Care Unit
 61 F 07/13/1961 **Med Rec Num:** MR01483046

Room-Bed: QI007-A
Visit: QH0054940416

Vital Signs - Continued

Sepsis Action Taken by Nursing

Temperature	11/06/22 16:00	11/06/22 16:00	11/06/22 16:00
Temperature Source			Axillary
Pulse Rate			88
Pulse Rhythm [Bilateral Dorsalis Pedis]		Regular	
Pulse Rhythm [Bilateral Radial]		Regular	
Pulse Strength [Bilateral Dorsalis Pedis]		Normal	
Pulse Strength [Bilateral Radial]		Normal	
Respiratory Rate			
Respiratory Effort		Mechanically Ventilated	
Respiratory Depth		Normal	
Respiratory Pattern		Normal	
Blood Pressure			95/46 L
Blood Pressure Mean			57
Blood Pressure Location			
Pulse Oximetry			100
O2 Delivery			
Oxygen Flow Rate			
FIO2	28		
Sepsis Action Taken by Nursing			

Temperature	11/06/22 12:55	11/06/22 16:40	11/06/22 16:00
Temperature Source			
Pulse Rate	92	84	88
Pulse Rhythm [Bilateral Dorsalis Pedis]			
Pulse Rhythm [Bilateral Radial]			
Pulse Strength [Bilateral Dorsalis Pedis]			
Pulse Strength [Bilateral Radial]			
Respiratory Rate	18	20	

Lyons, Kathleen A

Facility: Queen of the Valley Hospital **Location:** Q 1 Intensive Care Unit
 61 F 07/13/1961 **Med Rec Num:** MR01483046

Room-Bed: QI007-A
Visit: QH0054940416

Vital Signs - Continued

Respiratory Effort			
Respiratory Depth			
Respiratory Pattern			
Blood Pressure			
Blood Pressure Mean			
Blood Pressure Location			
Pulse Oximetry	100	100	
O2 Delivery			
Oxygen Flow Rate			
FI02	28	28	
Sepsis Action Taken by Nursing			

Temperature	11/06/22 17:00	11/06/22 18:00	11/06/22 20:00
Temperature Source			
Pulse Rate	84	85	
Pulse Rhythm [Bilateral Dorsalis Pedis]			
Pulse Rhythm [Bilateral Radial]			
Pulse Strength [Bilateral Dorsalis Pedis]			
Pulse Strength [Bilateral Radial]			
Respiratory Rate			
Respiratory Effort			
Respiratory Depth			
Respiratory Pattern			
Blood Pressure	96/47 L	95/48 L	
Blood Pressure Mean	58	60	
Blood Pressure Location			
Pulse Oximetry	100	100	
O2 Delivery			
Oxygen Flow Rate			
FI02			
Sepsis Action Taken by Nursing			No Action Required

Lyons, Kathleen A

Facility: Queen of the Valley Hospital **Location:** Q 1 Intensive Care Unit
 61 F 07/13/1961 **Med Rec Num:** MR01483046

Room-Bed: QI007-A
Visit: QH0054940416

Vital Signs - Continued

Temperature	11/06/22 20:00	11/06/22 20:00	11/06/22 20:00
Temperature Source			
Pulse Rate	86		
Pulse Rhythm [Bilateral Dorsalis Pedis]		Regular	
Pulse Rhythm [Bilateral Radial]		Regular	
Pulse Strength [Bilateral Dorsalis Pedis]		Normal	
Pulse Strength [Bilateral Radial]		Normal	
Respiratory Rate			
Respiratory Effort		Mechanically Ventilated	
Respiratory Depth		Normal	
Respiratory Pattern		Normal	
Blood Pressure			
Blood Pressure Mean			
Blood Pressure Location			
Pulse Oximetry			
O2 Delivery			
Oxygen Flow Rate			
FI02			28
Sepsis Action Taken by Nursing			

Temperature	11/06/22 18:30	11/06/22 19:00	11/06/22 19:30
Temperature Source			
Pulse Rate	88	88	88
Pulse Rhythm [Bilateral Dorsalis Pedis]			
Pulse Rhythm [Bilateral Radial]			
Pulse Strength [Bilateral Dorsalis Pedis]			
Pulse Strength [Bilateral Radial]			
Respiratory Rate			
Respiratory Effort			
Respiratory Depth			

Lyons, Kathleen A

Facility: Queen of the Valley Hospital **Location:** Q 1 Intensive Care Unit
 61 F 07/13/1961 **Med Rec Num:** MR01483046

Room-Bed: QI007-A
Visit: QH0054940416

Vital Signs - Continued

Respiratory Pattern			
Blood Pressure	93/50 L	106/49 L	100/47 L
Blood Pressure Mean	61	68	64
Blood Pressure Location			
Pulse Oximetry	100	100	100
O2 Delivery			
Oxygen Flow Rate			
FI02			
Sepsis Action Taken by Nursing			

Temperature	11/06/22 20:00	11/06/22 20:30	11/06/22 21:00
Temperature Source	Oral		
Pulse Rate	85	89	87
Pulse Rhythm [Bilateral Dorsalis Pedis]			
Pulse Rhythm [Bilateral Radial]			
Pulse Strength [Bilateral Dorsalis Pedis]			
Pulse Strength [Bilateral Radial]			
Respiratory Rate			
Respiratory Effort			
Respiratory Depth			
Respiratory Pattern			
Blood Pressure	98/46 L	93/46 L	95/45 L
Blood Pressure Mean	63	61	61
Blood Pressure Location	Left Arm		
Pulse Oximetry	100		100
O2 Delivery	Mechanical Ventilation		
Oxygen Flow Rate			
FI02	28		
Sepsis Action Taken by Nursing			
	11/06/22 19:33	11/06/22 21:30	11/06/22 22:00

Lyons, Kathleen A

Facility: Queen of the Valley Hospital **Location:** Q 1 Intensive Care Unit
 61 F 07/13/1961 **Med Rec Num:** MR01483046

Room-Bed: QI007-A
Visit: QH0054940416

Vital Signs - Continued

Temperature			
Temperature Source			
Pulse Rate	89	87	90
Pulse Rhythm [Bilateral Dorsalis Pedis]			
Pulse Rhythm [Bilateral Radial]			
Pulse Strength [Bilateral Dorsalis Pedis]			
Pulse Strength [Bilateral Radial]			
Respiratory Rate	20		
Respiratory Effort			
Respiratory Depth			
Respiratory Pattern			
Blood Pressure	93/46 L	92/45 L	97/48 L
Blood Pressure Mean		60	64
Blood Pressure Location			
Pulse Oximetry	100	100	100
O2 Delivery			
Oxygen Flow Rate			
FI02	28		
Sepsis Action Taken by Nursing			

Temperature	11/06/22 22:30	11/06/22 23:18	11/06/22 23:59
Temperature Source			
Pulse Rate	90	84	84
Pulse Rhythm [Bilateral Dorsalis Pedis]			
Pulse Rhythm [Bilateral Radial]			
Pulse Strength [Bilateral Dorsalis Pedis]			
Pulse Strength [Bilateral Radial]			
Respiratory Rate		20	
Respiratory Effort			
Respiratory Depth			
Respiratory Pattern			
Blood Pressure	89/44 L	98/46 L	
Blood Pressure Mean	59		
Blood Pressure Location			

Lyons, Kathleen A

Facility: Queen of the Valley Hospital **Location:** Q 1 Intensive Care Unit
 61 F 07/13/1961 **Med Rec Num:** MR01483046

Room-Bed: QI007-A
Visit: QH0054940416

Vital Signs - Continued

Pulse Oximetry	100	100	
O2 Delivery			
Oxygen Flow Rate			
FIO2		28	
Sepsis Action Taken by Nursing			

Temperature	11/06/22 23:59	11/06/22 23:59	11/06/22 22:45
Temperature Source			
Pulse Rate			88
Pulse Rhythm [Bilateral Dorsalis Pedis]	Regular		
Pulse Rhythm [Bilateral Radial]	Regular		
Pulse Strength [Bilateral Dorsalis Pedis]	Normal		
Pulse Strength [Bilateral Radial]	Normal		
Respiratory Rate			
Respiratory Effort	Mechanically Ventilated		
Respiratory Depth	Normal		
Respiratory Pattern	Normal		
Blood Pressure			98/46 L
Blood Pressure Mean			63
Blood Pressure Location			
Pulse Oximetry			100
O2 Delivery			
Oxygen Flow Rate			
FIO2		28	
Sepsis Action Taken by Nursing			

Temperature	11/06/22 23:00	11/06/22 23:15	11/06/22 23:30
Temperature Source			
Pulse Rate	85	84	82
Pulse Rhythm [Bilateral Dorsalis Pedis]			

Lyons, Kathleen A

Facility: Queen of the Valley Hospital **Location:** Q 1 Intensive Care Unit
 61 F 07/13/1961 **Med Rec Num:** MR01483046

Room-Bed: QI007-A
Visit: QH0054940416

Vital Signs - Continued

Pulse Rhythm [Bilateral Radial]			
Pulse Strength [Bilateral Dorsalis Pedis]			
Pulse Strength [Bilateral Radial]			
Respiratory Rate			
Respiratory Effort			
Respiratory Depth			
Respiratory Pattern			
Blood Pressure	110/50 L	99/45 L	103/43 L
Blood Pressure Mean	70	63	63
Blood Pressure Location			
Pulse Oximetry	100	100	100
O2 Delivery			
Oxygen Flow Rate			
FI02			
Sepsis Action Taken by Nursing			

Temperature	11/06/22 23:45	11/07/22 00:00	11/07/22 00:15
Temperature Source		Oral	
Pulse Rate	81	89	107 H
Pulse Rhythm [Bilateral Dorsalis Pedis]			
Pulse Rhythm [Bilateral Radial]			
Pulse Strength [Bilateral Dorsalis Pedis]			
Pulse Strength [Bilateral Radial]			
Respiratory Rate			
Respiratory Effort			
Respiratory Depth			
Respiratory Pattern			
Blood Pressure	100/46 L	95/46 L	100/34 L
Blood Pressure Mean	64	62	56
Blood Pressure Location		Left Arm	
Pulse Oximetry	100	100	
O2 Delivery		Mechanical Ventilation	
Oxygen Flow Rate			

Lyons, Kathleen A

Facility: Queen of the Valley Hospital **Location:** Q 1 Intensive Care Unit
 61 F 07/13/1961 **Med Rec Num:** MR01483046

Room-Bed: QI007-A
Visit: QH0054940416

Vital Signs - Continued

FI02			28	
Sepsis Action Taken by Nursing				

	11/07/22 00:30	11/07/22 00:45	11/07/22 00:53
Temperature			
Temperature Source			
Pulse Rate	95	88	83
Pulse Rhythm [Bilateral Dorsalis Pedis]			
Pulse Rhythm [Bilateral Radial]			
Pulse Strength [Bilateral Dorsalis Pedis]			
Pulse Strength [Bilateral Radial]			
Respiratory Rate			
Respiratory Effort			
Respiratory Depth			
Respiratory Pattern			
Blood Pressure	97/40 L	89/41 L	88/40 L
Blood Pressure Mean	59	57	52
Blood Pressure Location			
Pulse Oximetry	100	100	
O2 Delivery			
Oxygen Flow Rate			
FI02			
Sepsis Action Taken by Nursing			

	11/07/22 01:00	11/07/22 01:30	11/07/22 02:00
Temperature			
Temperature Source			
Pulse Rate	82	79	81
Pulse Rhythm [Bilateral Dorsalis Pedis]			
Pulse Rhythm [Bilateral Radial]			
Pulse Strength [Bilateral Dorsalis Pedis]			
Pulse Strength [Bilateral Radial]			
Respiratory Rate			

Lyons, Kathleen A

Facility: Queen of the Valley Hospital **Location:** Q 1 Intensive Care Unit
 61 F 07/13/1961 **Med Rec Num:** MR01483046

Room-Bed: QI007-A
Visit: QH0054940416

Vital Signs - Continued

Respiratory Effort			
Respiratory Depth			
Respiratory Pattern			
Blood Pressure	90/41 L	95/38 L	101/40 L
Blood Pressure Mean	57	57	60
Blood Pressure Location			
Pulse Oximetry	99	100	100
O2 Delivery			
Oxygen Flow Rate			
FI02			
Sepsis Action Taken by Nursing			

Temperature	11/07/22 02:16	11/07/22 02:30	11/07/22 03:22
Temperature Source			
Pulse Rate	78	78	77
Pulse Rhythm [Bilateral Dorsalis Pedis]			
Pulse Rhythm [Bilateral Radial]			
Pulse Strength [Bilateral Dorsalis Pedis]			
Pulse Strength [Bilateral Radial]			18
Respiratory Rate			
Respiratory Effort			
Respiratory Depth			
Respiratory Pattern			
Blood Pressure	88/38 L	107/37 L	116/43 L
Blood Pressure Mean	49	55	
Blood Pressure Location			
Pulse Oximetry	100	100	100
O2 Delivery			
Oxygen Flow Rate			
FI02			28
Sepsis Action Taken by Nursing			

Lyons, Kathleen A

Facility: Queen of the Valley Hospital **Location:** Q 1 Intensive Care Unit
 61 F 07/13/1961 **Med Rec Num:** MR01483046

Room-Bed: QI007-A
Visit: QH0054940416

Vital Signs - Continued

	11/07/22 04:00	11/07/22 04:00	11/07/22 04:00
Temperature			
Temperature Source			
Pulse Rate	77		
Pulse Rhythm [Bilateral Dorsalis Pedis]			Regular
Pulse Rhythm [Bilateral Radial]			Regular
Pulse Strength [Bilateral Dorsalis Pedis]			Normal
Pulse Strength [Bilateral Radial]			Normal
Respiratory Rate			
Respiratory Effort			Mechanically Ventilated
Respiratory Depth			Normal
Respiratory Pattern			Normal
Blood Pressure			
Blood Pressure Mean			
Blood Pressure Location			
Pulse Oximetry			
O2 Delivery			
Oxygen Flow Rate			
FI02		28	
Sepsis Action Taken by Nursing			

	11/07/22 03:00	11/07/22 03:30	11/07/22 03:45
Temperature			
Temperature Source			
Pulse Rate	75	82	82
Pulse Rhythm [Bilateral Dorsalis Pedis]			
Pulse Rhythm [Bilateral Radial]			
Pulse Strength [Bilateral Dorsalis Pedis]			
Pulse Strength [Bilateral Radial]			
Respiratory Rate			
Respiratory Effort			
Respiratory Depth			

Lyons, Kathleen A

Facility: Queen of the Valley Hospital **Location:** Q 1 Intensive Care Unit
 61 F 07/13/1961 **Med Rec Num:** MR01483046

Room-Bed: QI007-A
Visit: QH0054940416

Vital Signs - Continued

Respiratory Pattern			
Blood Pressure	108/39 L	116/43 L	102/43 L
Blood Pressure Mean	62	61	57
Blood Pressure Location			
Pulse Oximetry	100	100	100
O2 Delivery			
Oxygen Flow Rate			
FI02			
Sepsis Action Taken by Nursing			

Temperature	11/07/22 04:00	11/07/22 04:15	11/07/22 04:30
Temperature Source	Oral		
Pulse Rate	76	76	92
Pulse Rhythm [Bilateral Dorsalis Pedis]			
Pulse Rhythm [Bilateral Radial]			
Pulse Strength [Bilateral Dorsalis Pedis]			
Pulse Strength [Bilateral Radial]			
Respiratory Rate			
Respiratory Effort			
Respiratory Depth			
Respiratory Pattern			
Blood Pressure	112/41 L	101/43 L	124/59 H
Blood Pressure Mean	60	58	75
Blood Pressure Location	Left Arm		
Pulse Oximetry	100	100	
O2 Delivery	Mechanical Ventilation		
Oxygen Flow Rate			
FI02	28		
Sepsis Action Taken by Nursing			

	11/07/22 04:45	11/07/22 05:00	11/07/22 05:15
--	-------------------	-------------------	-------------------

Lyons, Kathleen A

Facility: Queen of the Valley Hospital **Location:** Q 1 Intensive Care Unit
 61 F 07/13/1961 **Med Rec Num:** MR01483046

Room-Bed: QI007-A
Visit: QH0054940416

Vital Signs - Continued

Temperature			
Temperature Source			
Pulse Rate	78	76	76
Pulse Rhythm [Bilateral Dorsalis Pedis]			
Pulse Rhythm [Bilateral Radial]			
Pulse Strength [Bilateral Dorsalis Pedis]			
Pulse Strength [Bilateral Radial]			
Respiratory Rate			
Respiratory Effort			
Respiratory Depth			
Respiratory Pattern			
Blood Pressure	102/43 L	104/49 L	115/45 L
Blood Pressure Mean	56	62	62
Blood Pressure Location			
Pulse Oximetry	100	100	100
O2 Delivery			
Oxygen Flow Rate			
FI02			
Sepsis Action Taken by Nursing			

Temperature	11/07/22 05:30	11/07/22 05:45	11/07/22 06:00
Temperature Source			
Pulse Rate	74	79	77
Pulse Rhythm [Bilateral Dorsalis Pedis]			
Pulse Rhythm [Bilateral Radial]			
Pulse Strength [Bilateral Dorsalis Pedis]			
Pulse Strength [Bilateral Radial]			
Respiratory Rate			
Respiratory Effort			
Respiratory Depth			
Respiratory Pattern			
Blood Pressure	108/50 L	115/46 L	106/45 L
Blood Pressure Mean	61	60	59
Blood Pressure Location			

Lyons, Kathleen A

Facility: Queen of the Valley Hospital **Location:** Q 1 Intensive Care Unit
 61 F 07/13/1961 **Med Rec Num:** MR01483046

Room-Bed: QI007-A
Visit: QH0054940416

Vital Signs - Continued

Pulse Oximetry	100	100	100
O2 Delivery			
Oxygen Flow Rate			
FIO2			
Sepsis Action Taken by Nursing			

Temperature	11/07/22 07:39	11/07/22 08:00	11/07/22 08:00
Temperature Source			
Pulse Rate	76		
Pulse Rhythm [Bilateral Dorsalis Pedis]			
Pulse Rhythm [Bilateral Radial]			
Pulse Strength [Bilateral Dorsalis Pedis]			
Pulse Strength [Bilateral Radial]			
Respiratory Rate	17		
Respiratory Effort			
Respiratory Depth			
Respiratory Pattern			
Blood Pressure	114/42 L		
Blood Pressure Mean			
Blood Pressure Location			
Pulse Oximetry	100		
O2 Delivery			
Oxygen Flow Rate			
FIO2	28		28
Sepsis Action Taken by Nursing		No Action Required	

Temperature	11/07/22 08:00	11/07/22 08:00	11/07/22 06:15
Temperature Source			
Pulse Rate	79		78
Pulse Rhythm [Bilateral Dorsalis Pedis]		Regular	

Lyons, Kathleen A

Facility: Queen of the Valley Hospital **Location:** Q 1 Intensive Care Unit
 61 F 07/13/1961 **Med Rec Num:** MR01483046

Room-Bed: QI007-A
Visit: QH0054940416

Vital Signs - Continued

Pulse Rhythm [Bilateral Radial]		Regular	
Pulse Strength [Bilateral Dorsalis Pedis]		Normal	
Pulse Strength [Bilateral Radial]		Normal	
Respiratory Rate			
Respiratory Effort		Mechanically Ventilated	
Respiratory Depth		Normal	
Respiratory Pattern		Normal	
Blood Pressure			109/43 L
Blood Pressure Mean			57
Blood Pressure Location			
Pulse Oximetry			100
O2 Delivery			
Oxygen Flow Rate			
FIO2			
Sepsis Action Taken by Nursing			

Temperature	11/07/22 06:30	11/07/22 06:45	11/07/22 07:00
Temperature Source			
Pulse Rate	76	80	78
Pulse Rhythm [Bilateral Dorsalis Pedis]			
Pulse Rhythm [Bilateral Radial]			
Pulse Strength [Bilateral Dorsalis Pedis]			
Pulse Strength [Bilateral Radial]			
Respiratory Rate			
Respiratory Effort			
Respiratory Depth			
Respiratory Pattern			
Blood Pressure	101/48 L	109/42 L	113/43 L
Blood Pressure Mean	62	57	59
Blood Pressure Location			
Pulse Oximetry	100	100	100
O2 Delivery			
Oxygen Flow Rate			

Lyons, Kathleen A

Facility: Queen of the Valley Hospital **Location:** Q 1 Intensive Care Unit
 61 F 07/13/1961 **Med Rec Num:** MR01483046

Room-Bed: QI007-A
Visit: QH0054940416

Vital Signs - Continued

FI02			
Sepsis Action Taken by Nursing			

	11/07/22 07:15	11/07/22 07:30	11/07/22 07:45
Temperature			
Temperature Source			
Pulse Rate	76	78	80
Pulse Rhythm [Bilateral Dorsalis Pedis]			
Pulse Rhythm [Bilateral Radial]			
Pulse Strength [Bilateral Dorsalis Pedis]			
Pulse Strength [Bilateral Radial]			
Respiratory Rate			
Respiratory Effort			
Respiratory Depth			
Respiratory Pattern			
Blood Pressure	113/43 L	114/42 L	110/46 L
Blood Pressure Mean	59	56	60
Blood Pressure Location			
Pulse Oximetry	100	100	100
O2 Delivery			
Oxygen Flow Rate			
FI02			
Sepsis Action Taken by Nursing			

	11/07/22 08:00	11/07/22 08:15	11/07/22 08:30
Temperature	97.7 F		
Temperature Source	Oral		
Pulse Rate	75	78	80
Pulse Rhythm [Bilateral Dorsalis Pedis]			
Pulse Rhythm [Bilateral Radial]			
Pulse Strength [Bilateral Dorsalis Pedis]			
Pulse Strength [Bilateral Radial]			
Respiratory Rate			

Lyons, Kathleen A

Facility: Queen of the Valley Hospital **Location:** Q 1 Intensive Care Unit
 61 F 07/13/1961 **Med Rec Num:** MR01483046

Room-Bed: QI007-A
Visit: QH0054940416

Vital Signs - Continued

Respiratory Effort			
Respiratory Depth			
Respiratory Pattern			
Blood Pressure	105/53 L	113/44 L	105/45 L
Blood Pressure Mean	65	57	59
Blood Pressure Location			
Pulse Oximetry	100	100	100
O2 Delivery			
Oxygen Flow Rate			
FI02			
Sepsis Action Taken by Nursing			

Temperature	11/07/22 08:45	11/07/22 09:00	11/07/22 09:15
Temperature Source			
Pulse Rate	81	81	79
Pulse Rhythm [Bilateral Dorsalis Pedis]			
Pulse Rhythm [Bilateral Radial]			
Pulse Strength [Bilateral Dorsalis Pedis]			
Pulse Strength [Bilateral Radial]			
Respiratory Rate			
Respiratory Effort			
Respiratory Depth			
Respiratory Pattern			
Blood Pressure	122/48 H	121/43 H	116/46 L
Blood Pressure Mean	64	64	62
Blood Pressure Location			
Pulse Oximetry	100	100	100
O2 Delivery			
Oxygen Flow Rate			
FI02			
Sepsis Action Taken by Nursing			

Lyons, Kathleen A

Facility: Queen of the Valley Hospital **Location:** Q 1 Intensive Care Unit
 61 F 07/13/1961 **Med Rec Num:** MR01483046

Room-Bed: QI007-A
Visit: QH0054940416

Vital Signs - Continued

Temperature	11/07/22 09:30	11/07/22 09:45	11/07/22 10:00
Temperature Source			
Pulse Rate	80	85	81
Pulse Rhythm [Bilateral Dorsalis Pedis]			
Pulse Rhythm [Bilateral Radial]			
Pulse Strength [Bilateral Dorsalis Pedis]			
Pulse Strength [Bilateral Radial]			
Respiratory Rate			
Respiratory Effort			
Respiratory Depth			
Respiratory Pattern			
Blood Pressure	110/47 L	119/43 L	120/48 L
Blood Pressure Mean	63	62	62
Blood Pressure Location			
Pulse Oximetry	100	100	100
O2 Delivery			
Oxygen Flow Rate			
FI02			
Sepsis Action Taken by Nursing			
Temperature	11/07/22 10:15	11/07/22 10:56	11/07/22 12:00
Temperature Source			
Pulse Rate	84	85	82
Pulse Rhythm [Bilateral Dorsalis Pedis]			
Pulse Rhythm [Bilateral Radial]			
Pulse Strength [Bilateral Dorsalis Pedis]			
Pulse Strength [Bilateral Radial]			
Respiratory Rate		20	
Respiratory Effort			
Respiratory Depth			
Respiratory Pattern			

Lyons, Kathleen A

Facility: Queen of the Valley Hospital
 61 F 07/13/1961
Location: Q 1 Intensive Care Unit
Med Rec Num: MR01483046

Room-Bed: QI007-A
Visit: QH0054940416

Vital Signs - Continued

Blood Pressure	104/44 L	116/45 L	
Blood Pressure Mean	59		
Blood Pressure Location			
Pulse Oximetry	100	100	
O2 Delivery			
Oxygen Flow Rate			
FI02		28	
Sepsis Action Taken by Nursing			

Temperature	11/07/22 12:00	11/07/22 12:00	11/07/22 10:30
Temperature Source			
Pulse Rate			85
Pulse Rhythm [Bilateral Dorsalis Pedis]			
Pulse Rhythm [Bilateral Radial]			
Pulse Strength [Bilateral Dorsalis Pedis]			
Pulse Strength [Bilateral Radial]			
Respiratory Rate			
Respiratory Effort		Mechanically Ventilated	
Respiratory Depth		Normal	
Respiratory Pattern		Normal	
Blood Pressure			120/46 L
Blood Pressure Mean			62
Blood Pressure Location			
Pulse Oximetry			100
O2 Delivery			
Oxygen Flow Rate			
FI02		28	
Sepsis Action Taken by Nursing			

Temperature	11/07/22 10:45	11/07/22 11:00	11/07/22 11:15
-------------	-------------------	-------------------	-------------------

Lyons, Kathleen A

Facility: Queen of the Valley Hospital **Location:** Q 1 Intensive Care Unit
 61 F 07/13/1961 **Med Rec Num:** MR01483046

Room-Bed: QI007-A
Visit: QH0054940416

Vital Signs - Continued

Temperature Source			
Pulse Rate	85	82	85
Pulse Rhythm [Bilateral Dorsalis Pedis]			
Pulse Rhythm [Bilateral Radial]			
Pulse Strength [Bilateral Dorsalis Pedis]			
Pulse Strength [Bilateral Radial]			
Respiratory Rate			
Respiratory Effort			
Respiratory Depth			
Respiratory Pattern			
Blood Pressure	116/45 L	119/45 L	108/39 L
Blood Pressure Mean	58	59	56
Blood Pressure Location			
Pulse Oximetry	100	100	100
O2 Delivery			
Oxygen Flow Rate			
FI02			
Sepsis Action Taken by Nursing			

Temperature	11/07/22	11/07/22	11/07/22
Temperature Source	11:30	11:45	12:00
			97.9 F
Pulse Rate	86	82	80
Pulse Rhythm [Bilateral Dorsalis Pedis]			
Pulse Rhythm [Bilateral Radial]			
Pulse Strength [Bilateral Dorsalis Pedis]			
Pulse Strength [Bilateral Radial]			
Respiratory Rate			
Respiratory Effort			
Respiratory Depth			
Respiratory Pattern			
Blood Pressure	102/43 L	111/46 L	97/42 L
Blood Pressure Mean	56	59	53
Blood Pressure Location			
Pulse Oximetry	100	100	100

Lyons, Kathleen A

Facility: Queen of the Valley Hospital **Location:** Q 1 Intensive Care Unit
 61 F 07/13/1961 **Med Rec Num:** MR01483046

Room-Bed: QI007-A
Visit: QH0054940416

Vital Signs - Continued

O2 Delivery			
Oxygen Flow Rate			
FI02			
Sepsis Action Taken by Nursing			

	11/07/22 12:15	11/07/22 12:30	11/07/22 12:45
Temperature			
Temperature Source			
Pulse Rate	79	77	81
Pulse Rhythm [Bilateral Dorsalis Pedis]			
Pulse Rhythm [Bilateral Radial]			
Pulse Strength [Bilateral Dorsalis Pedis]			
Pulse Strength [Bilateral Radial]			
Respiratory Rate			
Respiratory Effort			
Respiratory Depth			
Respiratory Pattern			
Blood Pressure	103/39 L	94/42 L	93/40 L
Blood Pressure Mean	56	54	53
Blood Pressure Location			
Pulse Oximetry	100	100	100
O2 Delivery			
Oxygen Flow Rate			
FI02			
Sepsis Action Taken by Nursing			

	11/07/22 13:00	11/07/22 16:00	11/07/22 16:00
Temperature			
Temperature Source			
Pulse Rate	81	78	
Pulse Rhythm [Bilateral Dorsalis Pedis]			Regular
Pulse Rhythm [Bilateral Radial]			Regular
Pulse Strength [Bilateral Dorsalis Pedis]			Normal

Lyons, Kathleen A

Facility: Queen of the Valley Hospital **Location:** Q 1 Intensive Care Unit
 61 F 07/13/1961 **Med Rec Num:** MR01483046

Room-Bed: QI007-A
Visit: QH0054940416

Vital Signs - Continued

Pulse Strength [Bilateral Radial]			Normal
Respiratory Rate			Mechanically Ventilated
Respiratory Effort			Normal
Respiratory Depth			Normal
Respiratory Pattern			
Blood Pressure	104/43 L		
Blood Pressure Mean	57		
Blood Pressure Location			
Pulse Oximetry	100		
O2 Delivery			
Oxygen Flow Rate			
FIO2			
Sepsis Action Taken by Nursing			

Temperature	11/07/22 16:00	11/07/22 15:22	11/07/22 13:15
Temperature Source			
Pulse Rate		78	81
Pulse Rhythm [Bilateral Dorsalis Pedis]			
Pulse Rhythm [Bilateral Radial]			
Pulse Strength [Bilateral Dorsalis Pedis]			
Pulse Strength [Bilateral Radial]			
Respiratory Rate		21 H	
Respiratory Effort			
Respiratory Depth			
Respiratory Pattern			
Blood Pressure		106/44 L	102/42 L
Blood Pressure Mean			57
Blood Pressure Location			
Pulse Oximetry		99	100
O2 Delivery			
Oxygen Flow Rate			
FIO2	28		28
Sepsis Action Taken by Nursing			

Lyons, Kathleen A

Facility: Queen of the Valley Hospital **Location:** Q 1 Intensive Care Unit
 61 F 07/13/1961 **Med Rec Num:** MR01483046

Room-Bed: QI007-A
Visit: QH0054940416

Vital Signs - Continued

	11/07/22 13:30	11/07/22 13:46	11/07/22 14:00
Temperature			
Temperature Source			
Pulse Rate	87	81	75
Pulse Rhythm [Bilateral Dorsalis Pedis]			
Pulse Rhythm [Bilateral Radial]			
Pulse Strength [Bilateral Dorsalis Pedis]			
Pulse Strength [Bilateral Radial]			
Respiratory Rate			
Respiratory Effort			
Respiratory Depth			
Respiratory Pattern			
Blood Pressure	107/48 L	114/47 L	113/42 L
Blood Pressure Mean	61	61	65
Blood Pressure Location			
Pulse Oximetry	100	100	100
O2 Delivery			
Oxygen Flow Rate			
FI02			
Sepsis Action Taken by Nursing			
	11/07/22 14:16	11/07/22 14:30	11/07/22 14:46
Temperature			
Temperature Source			
Pulse Rate	82	81	79
Pulse Rhythm [Bilateral Dorsalis Pedis]			
Pulse Rhythm [Bilateral Radial]			
Pulse Strength [Bilateral Dorsalis Pedis]			
Pulse Strength [Bilateral Radial]			
Respiratory Rate			
Respiratory Effort			
Respiratory Depth			
Respiratory Pattern			

Lyons, Kathleen A

Facility: Queen of the Valley Hospital **Location:** Q 1 Intensive Care Unit
 61 F 07/13/1961 **Med Rec Num:** MR01483046

Room-Bed: QI007-A
Visit: QH0054940416

Vital Signs - Continued

Blood Pressure	105/39 L	105/41 L	101/44 L
Blood Pressure Mean	55	62	57
Blood Pressure Location			
Pulse Oximetry	100	100	
O2 Delivery			
Oxygen Flow Rate			
FI02			
Sepsis Action Taken by Nursing			

Temperature	11/07/22 15:00	11/07/22 15:16	11/07/22 15:30
Temperature Source			
Pulse Rate	79	80	82
Pulse Rhythm [Bilateral Dorsalis Pedis]			
Pulse Rhythm [Bilateral Radial]			
Pulse Strength [Bilateral Dorsalis Pedis]			
Pulse Strength [Bilateral Radial]			
Respiratory Rate			
Respiratory Effort			
Respiratory Depth			
Respiratory Pattern			
Blood Pressure	102/43 L	106/44 L	106/45 L
Blood Pressure Mean	62	56	65
Blood Pressure Location			
Pulse Oximetry	100	99	100
O2 Delivery			
Oxygen Flow Rate			
FI02			
Sepsis Action Taken by Nursing			

Temperature	11/07/22 15:46	11/07/22 16:00	11/07/22 16:16
Temperature Source		Oral	

Lyons, Kathleen A

Facility: Queen of the Valley Hospital **Location:** Q 1 Intensive Care Unit
 61 F 07/13/1961 **Med Rec Num:** MR01483046

Room-Bed: QI007-A
Visit: QH0054940416

Vital Signs - Continued

Pulse Rate	79	78	83
Pulse Rhythm [Bilateral Dorsalis Pedis]			
Pulse Rhythm [Bilateral Radial]			
Pulse Strength [Bilateral Dorsalis Pedis]			
Pulse Strength [Bilateral Radial]			
Respiratory Rate			
Respiratory Effort			
Respiratory Depth			
Respiratory Pattern			
Blood Pressure	102/43 L	104/45 L	101/43 L
Blood Pressure Mean	56	64	54
Blood Pressure Location			
Pulse Oximetry	99	100	
O2 Delivery			
Oxygen Flow Rate			
FI02			
Sepsis Action Taken by Nursing			

Temperature	11/07/22 16:30	11/07/22 16:46	11/07/22 17:00
Temperature Source			
Pulse Rate	81	78	80
Pulse Rhythm [Bilateral Dorsalis Pedis]			
Pulse Rhythm [Bilateral Radial]			
Pulse Strength [Bilateral Dorsalis Pedis]			
Pulse Strength [Bilateral Radial]			
Respiratory Rate			
Respiratory Effort			
Respiratory Depth			
Respiratory Pattern			
Blood Pressure	108/45 L	106/45 L	114/42 L
Blood Pressure Mean	66	57	66
Blood Pressure Location			
Pulse Oximetry			
O2 Delivery			

Lyons, Kathleen A

Facility: Queen of the Valley Hospital **Location:** Q 1 Intensive Care Unit
 61 F 07/13/1961 **Med Rec Num:** MR01483046

Room-Bed: QI007-A
Visit: QH0054940416

Vital Signs - Continued

Oxygen Flow Rate			
FI02			
Sepsis Action Taken by Nursing			

Temperature	11/07/22 17:16	11/07/22 17:30	11/07/22 17:46
Temperature Source			
Pulse Rate	79	88	87
Pulse Rhythm [Bilateral Dorsalis Pedis]			
Pulse Rhythm [Bilateral Radial]			
Pulse Strength [Bilateral Dorsalis Pedis]			
Pulse Strength [Bilateral Radial]			
Respiratory Rate			
Respiratory Effort			
Respiratory Depth			
Respiratory Pattern			
Blood Pressure	110/47 L	129/45 H	117/40 L
Blood Pressure Mean	59	73	59
Blood Pressure Location			
Pulse Oximetry			
O2 Delivery			
Oxygen Flow Rate			
FI02			
Sepsis Action Taken by Nursing			

Temperature	11/07/22 18:00	11/07/22 18:16	11/07/22 18:30
Temperature Source			
Pulse Rate	76	77	76
Pulse Rhythm [Bilateral Dorsalis Pedis]			
Pulse Rhythm [Bilateral Radial]			
Pulse Strength [Bilateral Dorsalis Pedis]			
Pulse Strength [Bilateral Radial]			

Lyons, Kathleen A

Facility: Queen of the Valley Hospital **Location:** Q 1 Intensive Care Unit
 61 F 07/13/1961 **Med Rec Num:** MR01483046

Room-Bed: QI007-A
Visit: QH0054940416

Vital Signs - Continued

Respiratory Rate			
Respiratory Effort			
Respiratory Depth			
Respiratory Pattern			
Blood Pressure	114/45 L	103/41 L	
Blood Pressure Mean	68	57	
Blood Pressure Location			
Pulse Oximetry		100	100
O2 Delivery			
Oxygen Flow Rate			
FI02			
Sepsis Action Taken by Nursing			

Temperature	11/07/22	11/07/22	11/07/22
Temperature Source	18:31	20:00	20:00
Pulse Rate	78		
Pulse Rhythm [Bilateral Dorsalis Pedis]			
Pulse Rhythm [Bilateral Radial]			
Pulse Strength [Bilateral Dorsalis Pedis]			
Pulse Strength [Bilateral Radial]			
Respiratory Rate			
Respiratory Effort			
Respiratory Depth			
Respiratory Pattern			
Blood Pressure	102/41 L		
Blood Pressure Mean	57		
Blood Pressure Location			
Pulse Oximetry	100		
O2 Delivery			
Oxygen Flow Rate			28
FI02			
Sepsis Action Taken by Nursing			No Action Required

Lyons, Kathleen A

Facility: Queen of the Valley Hospital
 61 F 07/13/1961

Location: Q 1 Intensive Care Unit
Med Rec Num: MR01483046

Room-Bed: QI007-A
Visit: QH0054940416

Vital Signs - Continued

Temperature	11/07/22 18:45	11/07/22 19:00	11/07/22 19:15
Temperature Source			
Pulse Rate	81	75	77
Pulse Rhythm [Bilateral Dorsalis Pedis]			
Pulse Rhythm [Bilateral Radial]			
Pulse Strength [Bilateral Dorsalis Pedis]			
Pulse Strength [Bilateral Radial]			
Respiratory Rate			
Respiratory Effort			
Respiratory Depth			
Respiratory Pattern			
Blood Pressure	114/45 L	103/38 L	108/42 L
Blood Pressure Mean	68	59	64
Blood Pressure Location			
Pulse Oximetry	100	99	100
O2 Delivery			
Oxygen Flow Rate			
FI02			
Sepsis Action Taken by Nursing			

Temperature	11/07/22 19:30	11/07/22 19:45	11/07/22 20:00
Temperature Source			
Pulse Rate	76	94	
Pulse Rhythm [Bilateral Dorsalis Pedis]			Regular
Pulse Rhythm [Bilateral Radial]			Regular
Pulse Strength [Bilateral Dorsalis Pedis]			Normal
Pulse Strength [Bilateral Radial]			Normal
Respiratory Rate			
Respiratory Effort			Mechanically Ventilated
Respiratory Depth			Normal

Lyons, Kathleen A

Facility: Queen of the Valley Hospital **Location:** Q 1 Intensive Care Unit
 61 F 07/13/1961 **Med Rec Num:** MR01483046

Room-Bed: QI007-A
Visit: QH0054940416

Vital Signs - Continued

Respiratory Pattern			Normal
Blood Pressure	103/50 L	120/42 L	
Blood Pressure Mean	67	68	
Blood Pressure Location			
Pulse Oximetry	100	99	
O2 Delivery			
Oxygen Flow Rate			
FIO2			
Sepsis Action Taken by Nursing			

Temperature	11/07/22 20:00	11/07/22 23:59	11/07/22 23:59
Temperature Source			
Pulse Rate	81		
Pulse Rhythm [Bilateral Dorsalis Pedis]			Regular
Pulse Rhythm [Bilateral Radial]			Regular
Pulse Strength [Bilateral Dorsalis Pedis]			Normal
Pulse Strength [Bilateral Radial]			Normal
Respiratory Rate			
Respiratory Effort			Mechanically Ventilated
Respiratory Depth			Normal
Respiratory Pattern			Normal
Blood Pressure			
Blood Pressure Mean			
Blood Pressure Location			
Pulse Oximetry			
O2 Delivery			
Oxygen Flow Rate			
FIO2		28	
Sepsis Action Taken by Nursing			

	11/07/22 23:59	11/07/22 20:00	11/07/22 20:15
--	-------------------	-------------------	-------------------

Lyons, Kathleen A

Facility: Queen of the Valley Hospital **Location:** Q 1 Intensive Care Unit
 61 F 07/13/1961 **Med Rec Num:** MR01483046

Room-Bed: QI007-A
Visit: QH0054940416

Vital Signs - Continued

Temperature		98.6 F	
Temperature Source		Axillary	
Pulse Rate	82	75	81
Pulse Rhythm [Bilateral Dorsalis Pedis]			
Pulse Rhythm [Bilateral Radial]			
Pulse Strength [Bilateral Dorsalis Pedis]			
Pulse Strength [Bilateral Radial]			
Respiratory Rate		30 H	
Respiratory Effort			
Respiratory Depth			
Respiratory Pattern			
Blood Pressure		105/42 L	107/44 L
Blood Pressure Mean		63	65
Blood Pressure Location		Left Arm	
Pulse Oximetry		100	100
O2 Delivery		Mechanical Ventilation	
Oxygen Flow Rate			
FI02			
Sepsis Action Taken by Nursing			

Temperature	11/07/22 19:20	11/07/22 20:30	11/07/22 20:45
Temperature Source			
Pulse Rate	83	77	82
Pulse Rhythm [Bilateral Dorsalis Pedis]			
Pulse Rhythm [Bilateral Radial]			
Pulse Strength [Bilateral Dorsalis Pedis]			
Pulse Strength [Bilateral Radial]			
Respiratory Rate	18		
Respiratory Effort			
Respiratory Depth			
Respiratory Pattern			
Blood Pressure	103/50 L	110/44 L	103/46 L
Blood Pressure Mean		66	65

Lyons, Kathleen A

Facility: Queen of the Valley Hospital **Location:** Q 1 Intensive Care Unit
 61 F 07/13/1961 **Med Rec Num:** MR01483046

Room-Bed: QI007-A
Visit: QH0054940416

Vital Signs - Continued

Blood Pressure Location			
Pulse Oximetry	100	100	100
O2 Delivery			
Oxygen Flow Rate			
FIO2	28		
Sepsis Action Taken by Nursing			

Temperature	11/07/22 21:00	11/07/22 21:15	11/07/22 21:30
Temperature Source			
Pulse Rate	79	80	79
Pulse Rhythm [Bilateral Dorsalis Pedis]			
Pulse Rhythm [Bilateral Radial]			
Pulse Strength [Bilateral Dorsalis Pedis]			
Pulse Strength [Bilateral Radial]			
Respiratory Rate			
Respiratory Effort			
Respiratory Depth			
Respiratory Pattern			
Blood Pressure	117/45 L	112/43 L	107/46 L
Blood Pressure Mean	69	66	66
Blood Pressure Location			
Pulse Oximetry	100	100	100
O2 Delivery			
Oxygen Flow Rate			
FIO2			
Sepsis Action Taken by Nursing			

Temperature	11/07/22 21:45	11/07/22 22:00	11/07/22 22:15
Temperature Source			
Pulse Rate	78	83	79
Pulse Rhythm [Bilateral Dorsalis Pedis]			

Lyons, Kathleen A

Facility: Queen of the Valley Hospital **Location:** Q 1 Intensive Care Unit
 61 F 07/13/1961 **Med Rec Num:** MR01483046

Room-Bed: QI007-A
Visit: QH0054940416

Vital Signs - Continued

Pulse Rhythm [Bilateral Radial]			
Pulse Strength [Bilateral Dorsalis Pedis]			
Pulse Strength [Bilateral Radial]			
Respiratory Rate			
Respiratory Effort			
Respiratory Depth			
Respiratory Pattern			
Blood Pressure	108/41 L	110/44 L	114/41 L
Blood Pressure Mean	63	66	65
Blood Pressure Location			
Pulse Oximetry	100	100	100
O2 Delivery			
Oxygen Flow Rate			
FI02			
Sepsis Action Taken by Nursing			

	11/07/22 22:30	11/07/22 22:45	11/07/22 23:00
Temperature			
Temperature Source			
Pulse Rate	81	82	81
Pulse Rhythm [Bilateral Dorsalis Pedis]			
Pulse Rhythm [Bilateral Radial]			
Pulse Strength [Bilateral Dorsalis Pedis]			
Pulse Strength [Bilateral Radial]			
Respiratory Rate			
Respiratory Effort			
Respiratory Depth			
Respiratory Pattern			
Blood Pressure	109/48 L	102/41 L	108/45 L
Blood Pressure Mean	68	55	58
Blood Pressure Location			
Pulse Oximetry	100	100	100
O2 Delivery			
Oxygen Flow Rate			
FI02			

Lyons, Kathleen A

Facility: Queen of the Valley Hospital **Location:** Q 1 Intensive Care Unit
 61 F 07/13/1961 **Med Rec Num:** MR01483046

Room-Bed: QI007-A
Visit: QH0054940416

Vital Signs - Continued

Sepsis Action Taken by Nursing

Temperature	11/07/22 23:15	11/07/22 23:30	11/07/22 23:45
Temperature Source			
Pulse Rate	83	78	79
Pulse Rhythm [Bilateral Dorsalis Pedis]			
Pulse Rhythm [Bilateral Radial]			
Pulse Strength [Bilateral Dorsalis Pedis]			
Pulse Strength [Bilateral Radial]			
Respiratory Rate			
Respiratory Effort			
Respiratory Depth			
Respiratory Pattern			
Blood Pressure	110/43 L	98/43 L	104/44 L
Blood Pressure Mean	59	56	58
Blood Pressure Location			
Pulse Oximetry	99	98	99
O2 Delivery			
Oxygen Flow Rate			
FIO2			
Sepsis Action Taken by Nursing			

Temperature	11/08/22 00:00	11/08/22 00:15	11/08/22 00:30
Temperature Source	Axillary 98.8 F		
Pulse Rate	81	90	77
Pulse Rhythm [Bilateral Dorsalis Pedis]			
Pulse Rhythm [Bilateral Radial]			
Pulse Strength [Bilateral Dorsalis Pedis]			
Pulse Strength [Bilateral Radial]			
Respiratory Rate			
Respiratory Effort			

Lyons, Kathleen A

Facility: Queen of the Valley Hospital **Location:** Q 1 Intensive Care Unit
 61 F 07/13/1961 **Med Rec Num:** MR01483046

Room-Bed: QI007-A
Visit: QH0054940416

Vital Signs - Continued

Respiratory Depth			
Respiratory Pattern			
Blood Pressure	119/47 L	87/55 L	110/43 L
Blood Pressure Mean	65	62	60
Blood Pressure Location	Left Arm		
Pulse Oximetry	98		100
O2 Delivery	Mechanical Ventilation		
Oxygen Flow Rate			
FI02	28		
Sepsis Action Taken by Nursing			

Temperature	11/08/22 00:45	11/08/22 00:46	11/08/22 01:00
Temperature Source			
Pulse Rate	75	77	78
Pulse Rhythm [Bilateral Dorsalis Pedis]			
Pulse Rhythm [Bilateral Radial]			
Pulse Strength [Bilateral Dorsalis Pedis]			
Pulse Strength [Bilateral Radial]			
Respiratory Rate			
Respiratory Effort			
Respiratory Depth			
Respiratory Pattern			
Blood Pressure	112/45 L		
Blood Pressure Mean	59		
Blood Pressure Location			
Pulse Oximetry	100	100	100
O2 Delivery			
Oxygen Flow Rate			
FI02			
Sepsis Action Taken by Nursing			

Lyons, Kathleen A

Facility: Queen of the Valley Hospital
 61 F 07/13/1961
Location: Q 1 Intensive Care Unit
Med Rec Num: MR01483046

Room-Bed: QI007-A
Visit: QH0054940416

Vital Signs - Continued

Temperature	11/08/22 01:01	11/08/22 01:15	11/08/22 01:30
Temperature Source			
Pulse Rate	81	82	79
Pulse Rhythm [Bilateral Dorsalis Pedis]			
Pulse Rhythm [Bilateral Radial]			
Pulse Strength [Bilateral Dorsalis Pedis]			
Pulse Strength [Bilateral Radial]			
Respiratory Rate			
Respiratory Effort			
Respiratory Depth			
Respiratory Pattern			
Blood Pressure	107/47 L	111/46 L	114/48 L
Blood Pressure Mean	60	60	64
Blood Pressure Location			
Pulse Oximetry	99	100	100
O2 Delivery			
Oxygen Flow Rate			
FI02			
Sepsis Action Taken by Nursing			
Temperature	11/08/22 01:45	11/08/22 01:46	11/08/22 02:00
Temperature Source			
Pulse Rate	81	76	80
Pulse Rhythm [Bilateral Dorsalis Pedis]			
Pulse Rhythm [Bilateral Radial]			
Pulse Strength [Bilateral Dorsalis Pedis]			
Pulse Strength [Bilateral Radial]			
Respiratory Rate			
Respiratory Effort			
Respiratory Depth			
Respiratory Pattern			

Lyons, Kathleen A

Facility: Queen of the Valley Hospital **Location:** Q 1 Intensive Care Unit
 61 F 07/13/1961 **Med Rec Num:** MR01483046

Room-Bed: QI007-A
Visit: QH0054940416

Vital Signs - Continued

Blood Pressure	117/41 L		114/47 L
Blood Pressure Mean	59		61
Blood Pressure Location			
Pulse Oximetry	98	100	99
O2 Delivery			
Oxygen Flow Rate			
FI02			
Sepsis Action Taken by Nursing			

Temperature	11/08/22 02:01	11/08/22 02:15	11/08/22 02:16
Temperature Source			
Pulse Rate	88	77	81
Pulse Rhythm [Bilateral Dorsalis Pedis]			
Pulse Rhythm [Bilateral Radial]			
Pulse Strength [Bilateral Dorsalis Pedis]			
Pulse Strength [Bilateral Radial]			
Respiratory Rate			
Respiratory Effort			
Respiratory Depth			
Respiratory Pattern			
Blood Pressure		113/47 L	
Blood Pressure Mean		63	
Blood Pressure Location			
Pulse Oximetry	99	98	100
O2 Delivery			
Oxygen Flow Rate			
FI02			
Sepsis Action Taken by Nursing			

Temperature	11/08/22 02:30	11/08/22 02:45	11/07/22 23:15
Temperature Source			

Lyons, Kathleen A

Facility: Queen of the Valley Hospital **Location:** Q 1 Intensive Care Unit
 61 F 07/13/1961 **Med Rec Num:** MR01483046

Room-Bed: QI007-A
Visit: QH0054940416

Vital Signs - Continued

Pulse Rate	86	82	79
Pulse Rhythm [Bilateral Dorsalis Pedis]			
Pulse Rhythm [Bilateral Radial]			
Pulse Strength [Bilateral Dorsalis Pedis]			
Pulse Strength [Bilateral Radial]			18
Respiratory Rate			
Respiratory Effort			
Respiratory Depth			
Respiratory Pattern			
Blood Pressure	116/54 L	112/51 L	110/47 L
Blood Pressure Mean	69	64	
Blood Pressure Location			
Pulse Oximetry	100	100	98
O2 Delivery			
Oxygen Flow Rate			
FI02			28
Sepsis Action Taken by Nursing			

Temperature	11/08/22 04:00	11/08/22 04:00	11/08/22 04:00
Temperature Source			
Pulse Rate			81
Pulse Rhythm [Bilateral Dorsalis Pedis]		Regular	
Pulse Rhythm [Bilateral Radial]		Regular	
Pulse Strength [Bilateral Dorsalis Pedis]		Normal	
Pulse Strength [Bilateral Radial]		Normal	
Respiratory Rate			
Respiratory Effort		Mechanically Ventilated	
Respiratory Depth		Normal	
Respiratory Pattern		Normal	
Blood Pressure			
Blood Pressure Mean			
Blood Pressure Location			
Pulse Oximetry			

Lyons, Kathleen A

Facility: Queen of the Valley Hospital **Location:** Q 1 Intensive Care Unit
 61 F 07/13/1961 **Med Rec Num:** MR01483046

Room-Bed: QI007-A
Visit: QH0054940416

Vital Signs - Continued

O2 Delivery			
Oxygen Flow Rate			
FIO2	28		
Sepsis Action Taken by Nursing			

Temperature	11/08/22 03:00	11/08/22 03:15	11/08/22 03:30
Temperature Source			
Pulse Rate	78	86	80
Pulse Rhythm [Bilateral Dorsalis Pedis]			
Pulse Rhythm [Bilateral Radial]			
Pulse Strength [Bilateral Dorsalis Pedis]			
Pulse Strength [Bilateral Radial]			
Respiratory Rate			
Respiratory Effort			
Respiratory Depth			
Respiratory Pattern			
Blood Pressure	124/50 H	123/52 H	103/43 L
Blood Pressure Mean	69	69	56
Blood Pressure Location			
Pulse Oximetry	100	100	100
O2 Delivery			
Oxygen Flow Rate			
FIO2			
Sepsis Action Taken by Nursing			

Temperature	11/08/22 03:45	11/08/22 04:00	11/08/22 04:15
Temperature Source		Axillary	
Pulse Rate	90	86	85
Pulse Rhythm [Bilateral Dorsalis Pedis]			
Pulse Rhythm [Bilateral Radial]			
Pulse Strength [Bilateral Dorsalis Pedis]			

Lyons, Kathleen A

Facility: Queen of the Valley Hospital **Location:** Q 1 Intensive Care Unit
 61 F 07/13/1961 **Med Rec Num:** MR01483046

Room-Bed: QI007-A
Visit: QH0054940416

Vital Signs - Continued

Pulse Strength [Bilateral Radial]			
Respiratory Rate			
Respiratory Effort			
Respiratory Depth			
Respiratory Pattern			
Blood Pressure	125/59 H	114/46 L	104/51 L
Blood Pressure Mean	73	63	62
Blood Pressure Location		Left Arm	
Pulse Oximetry		100	100
O2 Delivery			
Oxygen Flow Rate			
FIO2		28	
Sepsis Action Taken by Nursing			

Temperature	11/08/22 04:30	11/08/22 03:50	11/08/22 04:45
Temperature Source			
Pulse Rate	80	81	85
Pulse Rhythm [Bilateral Dorsalis Pedis]			
Pulse Rhythm [Bilateral Radial]			
Pulse Strength [Bilateral Dorsalis Pedis]			
Pulse Strength [Bilateral Radial]			
Respiratory Rate		20	
Respiratory Effort			
Respiratory Depth			
Respiratory Pattern			
Blood Pressure	105/41 L	114/40 L	116/48 L
Blood Pressure Mean	57		61
Blood Pressure Location			
Pulse Oximetry	100	100	99
O2 Delivery			
Oxygen Flow Rate			
FIO2			28
Sepsis Action Taken by Nursing			

Lyons, Kathleen A

Facility: Queen of the Valley Hospital **Location:** Q 1 Intensive Care Unit
 61 F 07/13/1961 **Med Rec Num:** MR01483046

Room-Bed: QI007-A
Visit: QH0054940416

Vital Signs - Continued

	11/08/22 05:00	11/08/22 05:15	11/08/22 05:30
Temperature			
Temperature Source			
Pulse Rate	79	83	86
Pulse Rhythm [Bilateral Dorsalis Pedis]			
Pulse Rhythm [Bilateral Radial]			
Pulse Strength [Bilateral Dorsalis Pedis]			
Pulse Strength [Bilateral Radial]			
Respiratory Rate			
Respiratory Effort			
Respiratory Depth			
Respiratory Pattern			
Blood Pressure	108/49 L	123/48 H	119/51 L
Blood Pressure Mean	62	62	66
Blood Pressure Location			
Pulse Oximetry	100	100	100
O2 Delivery			
Oxygen Flow Rate			
FI02			
Sepsis Action Taken by Nursing			
Temperature	11/08/22 05:45	11/08/22 06:00	11/08/22 06:15
Temperature Source			
Pulse Rate	84	83	85
Pulse Rhythm [Bilateral Dorsalis Pedis]			
Pulse Rhythm [Bilateral Radial]			
Pulse Strength [Bilateral Dorsalis Pedis]			
Pulse Strength [Bilateral Radial]			
Respiratory Rate			
Respiratory Effort			
Respiratory Depth			
Respiratory Pattern			

Lyons, Kathleen A

Facility: Queen of the Valley Hospital **Location:** Q 1 Intensive Care Unit
 61 F 07/13/1961 **Med Rec Num:** MR01483046

Room-Bed: QI007-A
Visit: QH0054940416

Vital Signs - Continued

Blood Pressure	114/48 L	124/46 H	117/49 L
Blood Pressure Mean	64	63	63
Blood Pressure Location			
Pulse Oximetry	100	99	100
O2 Delivery			
Oxygen Flow Rate			
FI02			
Sepsis Action Taken by Nursing			

Temperature	11/08/22 06:30	11/08/22 06:45	11/08/22 07:00
Temperature Source			
Pulse Rate	82	88	82
Pulse Rhythm [Bilateral Dorsalis Pedis]			
Pulse Rhythm [Bilateral Radial]			
Pulse Strength [Bilateral Dorsalis Pedis]			
Pulse Strength [Bilateral Radial]			
Respiratory Rate			
Respiratory Effort			
Respiratory Depth			
Respiratory Pattern			
Blood Pressure	119/49 L	122/54 H	116/47 L
Blood Pressure Mean	66	70	62
Blood Pressure Location			
Pulse Oximetry	100	100	100
O2 Delivery			
Oxygen Flow Rate			
FI02			
Sepsis Action Taken by Nursing			

Temperature	11/08/22 08:00	11/08/22 08:00	11/08/22 08:00
Temperature Source			

Lyons, Kathleen A

Facility: Queen of the Valley Hospital **Location:** Q 1 Intensive Care Unit
 61 F 07/13/1961 **Med Rec Num:** MR01483046

Room-Bed: QI007-A
Visit: QH0054940416

Vital Signs - Continued

Pulse Rate			
Pulse Rhythm [Bilateral Dorsalis Pedis]			Regular
Pulse Rhythm [Bilateral Radial]			Regular
Pulse Strength [Bilateral Dorsalis Pedis]			Normal
Pulse Strength [Bilateral Radial]			Normal
Respiratory Rate			
Respiratory Effort			Mechanically Ventilated
Respiratory Depth			Normal
Respiratory Pattern			Normal
Blood Pressure			
Blood Pressure Mean			
Blood Pressure Location			
Pulse Oximetry			
O2 Delivery			
Oxygen Flow Rate			28
FI02			
Sepsis Action Taken by Nursing	No Action Required		

Temperature	11/08/22 08:00	11/08/22 07:15	11/08/22 07:30
Temperature Source			
Pulse Rate	80	82	82
Pulse Rhythm [Bilateral Dorsalis Pedis]			
Pulse Rhythm [Bilateral Radial]			
Pulse Strength [Bilateral Dorsalis Pedis]			
Pulse Strength [Bilateral Radial]			
Respiratory Rate			
Respiratory Effort			
Respiratory Depth			
Respiratory Pattern			
Blood Pressure	117/50 L	125/48 H	
Blood Pressure Mean	64	66	
Blood Pressure Location			

Lyons, Kathleen A

Facility: Queen of the Valley Hospital **Location:** Q 1 Intensive Care Unit
 61 F 07/13/1961 **Med Rec Num:** MR01483046

Room-Bed: QI007-A
Visit: QH0054940416

Vital Signs - Continued

Pulse Oximetry		100	100
O2 Delivery			
Oxygen Flow Rate			
FI02			
Sepsis Action Taken by Nursing			

Temperature	11/08/22 07:45	11/08/22 08:00	11/08/22 08:35
Temperature Source			
Pulse Rate	85	87	89
Pulse Rhythm [Bilateral Dorsalis Pedis]			
Pulse Rhythm [Bilateral Radial]			
Pulse Strength [Bilateral Dorsalis Pedis]			
Pulse Strength [Bilateral Radial]			
Respiratory Rate			
Respiratory Effort			
Respiratory Depth			
Respiratory Pattern			
Blood Pressure	133/51 H	115/53 L	126/49 H
Blood Pressure Mean	70	73	74
Blood Pressure Location			
Pulse Oximetry	100	100	
O2 Delivery			
Oxygen Flow Rate			
FI02			
Sepsis Action Taken by Nursing			

Temperature	11/08/22 08:46	11/08/22 07:15	11/08/22 12:00
Temperature Source			
Pulse Rate	90	84	
Pulse Rhythm [Bilateral Dorsalis Pedis]			Regular
Pulse Rhythm [Bilateral Radial]			Regular

Lyons, Kathleen A

Facility: Queen of the Valley Hospital **Location:** Q 1 Intensive Care Unit
 61 F 07/13/1961 **Med Rec Num:** MR01483046

Room-Bed: QI007-A
Visit: QH0054940416

Vital Signs - Continued

Pulse Strength [Bilateral Dorsalis Pedis]			Normal
Pulse Strength [Bilateral Radial]			Normal
Respiratory Rate		20	Mechanically Ventilated
Respiratory Effort			Normal
Respiratory Depth			Normal
Respiratory Pattern			Normal
Blood Pressure	125/53 H	118/52 L	
Blood Pressure Mean	71		
Blood Pressure Location			
Pulse Oximetry	100	100	
O2 Delivery			
Oxygen Flow Rate			
FIO2		28	
Sepsis Action Taken by Nursing			

Temperature	11/08/22 12:00	11/08/22 12:00	11/08/22 16:00
Temperature Source			
Pulse Rate		83	
Pulse Rhythm [Bilateral Dorsalis Pedis]			Regular
Pulse Rhythm [Bilateral Radial]			Regular
Pulse Strength [Bilateral Dorsalis Pedis]			Normal
Pulse Strength [Bilateral Radial]			Normal
Respiratory Rate			
Respiratory Effort			Mechanically Ventilated
Respiratory Depth			Normal
Respiratory Pattern			Normal
Blood Pressure			
Blood Pressure Mean			
Blood Pressure Location			
Pulse Oximetry			
O2 Delivery			
Oxygen Flow Rate			

Lyons, Kathleen A

Facility: Queen of the Valley Hospital **Location:** Q 1 Intensive Care Unit
 61 F 07/13/1961 **Med Rec Num:** MR01483046

Room-Bed: QI007-A
Visit: QH0054940416

Vital Signs - Continued

FIO2		28		
Sepsis Action Taken by Nursing				

Temperature	11/08/22 16:00	11/08/22 16:00	11/08/22 09:00
Temperature Source			
Pulse Rate		85	90
Pulse Rhythm [Bilateral Dorsalis Pedis]			
Pulse Rhythm [Bilateral Radial]			
Pulse Strength [Bilateral Dorsalis Pedis]			
Pulse Strength [Bilateral Radial]			
Respiratory Rate			
Respiratory Effort			
Respiratory Depth			
Respiratory Pattern			
Blood Pressure			125/48 H
Blood Pressure Mean			73
Blood Pressure Location			
Pulse Oximetry			100
O2 Delivery			
Oxygen Flow Rate			
FIO2	28		
Sepsis Action Taken by Nursing			

Temperature	11/08/22 10:30	11/08/22 11:00	11/08/22 11:14
Temperature Source			
Pulse Rate	85	85	86
Pulse Rhythm [Bilateral Dorsalis Pedis]			
Pulse Rhythm [Bilateral Radial]			
Pulse Strength [Bilateral Dorsalis Pedis]			
Pulse Strength [Bilateral Radial]			
Respiratory Rate			18

Lyons, Kathleen A

Facility: Queen of the Valley Hospital **Location:** Q 1 Intensive Care Unit
 61 F 07/13/1961 **Med Rec Num:** MR01483046

Room-Bed: QI007-A
Visit: QH0054940416

Vital Signs - Continued

Respiratory Effort			
Respiratory Depth			
Respiratory Pattern			
Blood Pressure	126/54 H 78	125/54 H 77	132/56 H
Blood Pressure Mean			
Blood Pressure Location			
Pulse Oximetry	100	100	100
O2 Delivery			
Oxygen Flow Rate			
FI02			28
Sepsis Action Taken by Nursing			

Temperature	11/08/22 11:30	11/08/22 12:00	11/08/22 12:30
Temperature Source			
Pulse Rate	86	83	87
Pulse Rhythm [Bilateral Dorsalis Pedis]			
Pulse Rhythm [Bilateral Radial]			
Pulse Strength [Bilateral Dorsalis Pedis]			
Pulse Strength [Bilateral Radial]			
Respiratory Rate			
Respiratory Effort			
Respiratory Depth			
Respiratory Pattern			
Blood Pressure	118/52 L 74	119/54 L 75	124/52 H 76
Blood Pressure Mean			
Blood Pressure Location			
Pulse Oximetry	98	98	
O2 Delivery			
Oxygen Flow Rate			
FI02			
Sepsis Action Taken by Nursing			

Lyons, Kathleen A

Facility: Queen of the Valley Hospital **Location:** Q 1 Intensive Care Unit
 61 F 07/13/1961 **Med Rec Num:** MR01483046

Room-Bed: QI007-A
Visit: QH0054940416

Vital Signs - Continued

Temperature	11/08/22 13:00	11/08/22 13:30	11/08/22 14:00
Temperature Source			
Pulse Rate	84	87	84
Pulse Rhythm [Bilateral Dorsalis Pedis]			
Pulse Rhythm [Bilateral Radial]			
Pulse Strength [Bilateral Dorsalis Pedis]			
Pulse Strength [Bilateral Radial]			
Respiratory Rate			
Respiratory Effort			
Respiratory Depth			
Respiratory Pattern			
Blood Pressure	125/57 H	112/65	124/49 H
Blood Pressure Mean	79	80	74
Blood Pressure Location			
Pulse Oximetry			97
O2 Delivery			
Oxygen Flow Rate			
FI02			
Sepsis Action Taken by Nursing			
Temperature	11/08/22 14:30	11/08/22 15:40	11/08/22 15:00
Temperature Source			
Pulse Rate	83	84	81
Pulse Rhythm [Bilateral Dorsalis Pedis]			
Pulse Rhythm [Bilateral Radial]			
Pulse Strength [Bilateral Dorsalis Pedis]			
Pulse Strength [Bilateral Radial]			
Respiratory Rate		20	
Respiratory Effort			
Respiratory Depth			
Respiratory Pattern			

Lyons, Kathleen A

Facility: Queen of the Valley Hospital **Location:** Q 1 Intensive Care Unit
 61 F 07/13/1961 **Med Rec Num:** MR01483046

Room-Bed: QI007-A
Visit: QH0054940416

Vital Signs - Continued

Blood Pressure	115/50 L	124/52 H	124/50 H
Blood Pressure Mean	71		74
Blood Pressure Location			
Pulse Oximetry	98	99	100
O2 Delivery			
Oxygen Flow Rate			
FI02		28	
Sepsis Action Taken by Nursing			

Temperature	11/08/22 15:30	11/08/22 16:00	11/08/22 16:30
Temperature Source			
Pulse Rate	84	82	82
Pulse Rhythm [Bilateral Dorsalis Pedis]			
Pulse Rhythm [Bilateral Radial]			
Pulse Strength [Bilateral Dorsalis Pedis]			
Pulse Strength [Bilateral Radial]			
Respiratory Rate			
Respiratory Effort			
Respiratory Depth			
Respiratory Pattern			
Blood Pressure	126/59 H	124/57 H	124/56 H
Blood Pressure Mean	81	79	78
Blood Pressure Location			
Pulse Oximetry	95	96	
O2 Delivery			
Oxygen Flow Rate			
FI02			
Sepsis Action Taken by Nursing			

Temperature	11/08/22 17:00	11/08/22 17:30	11/08/22 18:00
Temperature Source			

Lyons, Kathleen A

Facility: Queen of the Valley Hospital **Location:** Q 1 Intensive Care Unit
 61 F 07/13/1961 **Med Rec Num:** MR01483046

Room-Bed: QI007-A
Visit: QH0054940416

Vital Signs - Continued

Pulse Rate	83	82	82
Pulse Rhythm [Bilateral Dorsalis Pedis]			
Pulse Rhythm [Bilateral Radial]			
Pulse Strength [Bilateral Dorsalis Pedis]			
Pulse Strength [Bilateral Radial]			
Respiratory Rate			
Respiratory Effort			
Respiratory Depth			
Respiratory Pattern			
Blood Pressure	129/56 H	124/60 H	128/50 H
Blood Pressure Mean	80	81	76
Blood Pressure Location			
Pulse Oximetry	98	99	
O2 Delivery			
Oxygen Flow Rate			
FI02			
Sepsis Action Taken by Nursing			

Temperature	11/08/22 20:00	11/08/22 20:00	11/08/22 20:00
Temperature Source			
Pulse Rate			
Pulse Rhythm [Bilateral Dorsalis Pedis]			Regular
Pulse Rhythm [Bilateral Radial]			Regular
Pulse Strength [Bilateral Dorsalis Pedis]			Normal
Pulse Strength [Bilateral Radial]			Normal
Respiratory Rate			
Respiratory Effort			Mechanically Ventilated
Respiratory Depth			Normal
Respiratory Pattern			Normal
Blood Pressure			
Blood Pressure Mean			
Blood Pressure Location			
Pulse Oximetry			

Lyons, Kathleen A

Facility: Queen of the Valley Hospital **Location:** Q 1 Intensive Care Unit
 61 F 07/13/1961 **Med Rec Num:** MR01483046

Room-Bed: QI007-A
Visit: QH0054940416

Vital Signs - Continued

O2 Delivery			
Oxygen Flow Rate			
FIO2	28		
Sepsis Action Taken by Nursing		No Action Required	

Temperature	11/08/22 18:15	11/08/22 18:30	11/08/22 18:45
Temperature Source			
Pulse Rate	83	83	80
Pulse Rhythm [Bilateral Dorsalis Pedis]			
Pulse Rhythm [Bilateral Radial]			
Pulse Strength [Bilateral Dorsalis Pedis]			
Pulse Strength [Bilateral Radial]			
Respiratory Rate			
Respiratory Effort			
Respiratory Depth			
Respiratory Pattern			
Blood Pressure	131/55 H	130/51 H	127/54 H
Blood Pressure Mean	80	77	78
Blood Pressure Location			
Pulse Oximetry	97		98
O2 Delivery			
Oxygen Flow Rate			
FIO2			
Sepsis Action Taken by Nursing			

Temperature	11/08/22 19:00	11/08/22 19:15	11/08/22 19:30
Temperature Source			
Pulse Rate	84	79	79
Pulse Rhythm [Bilateral Dorsalis Pedis]			
Pulse Rhythm [Bilateral Radial]			

Lyons, Kathleen A

Facility: Queen of the Valley Hospital **Location:** Q 1 Intensive Care Unit
 61 F 07/13/1961 **Med Rec Num:** MR01483046

Room-Bed: QI007-A
Visit: QH0054940416

Vital Signs - Continued

Pulse Strength [Bilateral Dorsalis Pedis]			
Pulse Strength [Bilateral Radial]			
Respiratory Rate			
Respiratory Effort			
Respiratory Depth			
Respiratory Pattern			
Blood Pressure	120/51 L	120/55 L	121/56 H
Blood Pressure Mean	74	76	77
Blood Pressure Location			
Pulse Oximetry	98	98	
O2 Delivery			
Oxygen Flow Rate			
FI02			
Sepsis Action Taken by Nursing			

Temperature	11/08/22 19:45	11/08/22 20:00	11/08/22 20:00
Temperature Source		Axillary	
Pulse Rate	79	84	84
Pulse Rhythm [Bilateral Dorsalis Pedis]			
Pulse Rhythm [Bilateral Radial]			
Pulse Strength [Bilateral Dorsalis Pedis]			
Pulse Strength [Bilateral Radial]			
Respiratory Rate			
Respiratory Effort			
Respiratory Depth			
Respiratory Pattern			
Blood Pressure	125/55 H	121/55 H	
Blood Pressure Mean	78	77	
Blood Pressure Location		Left Arm	
Pulse Oximetry	97	98	
O2 Delivery			
Oxygen Flow Rate			
FI02		28	
Sepsis Action Taken by Nursing			

Lyons, Kathleen A

Facility: Queen of the Valley Hospital **Location:** Q 1 Intensive Care Unit
 61 F 07/13/1961 **Med Rec Num:** MR01483046

Room-Bed: QI007-A
Visit: QH0054940416

Vital Signs - Continued

	11/08/22 19:20	11/08/22 23:59	11/08/22 23:59
Temperature			
Temperature Source			
Pulse Rate	87		
Pulse Rhythm [Bilateral Dorsalis Pedis]			Regular
Pulse Rhythm [Bilateral Radial]			Regular
Pulse Strength [Bilateral Dorsalis Pedis]			Normal
Pulse Strength [Bilateral Radial]			Normal
Respiratory Rate	17		
Respiratory Effort			Mechanically Ventilated
Respiratory Depth			Normal
Respiratory Pattern			Normal
Blood Pressure	125/55 H		
Blood Pressure Mean			
Blood Pressure Location			
Pulse Oximetry	99		
O2 Delivery			
Oxygen Flow Rate			
FI02	28	28	
Sepsis Action Taken by Nursing			

	11/08/22 23:59	11/08/22 20:15	11/08/22 20:30
Temperature			
Temperature Source			
Pulse Rate	78	81	87
Pulse Rhythm [Bilateral Dorsalis Pedis]			
Pulse Rhythm [Bilateral Radial]			
Pulse Strength [Bilateral Dorsalis Pedis]			
Pulse Strength [Bilateral Radial]			
Respiratory Rate			
Respiratory Effort			
Respiratory Depth			

Lyons, Kathleen A

Facility: Queen of the Valley Hospital **Location:** Q 1 Intensive Care Unit
 61 F 07/13/1961 **Med Rec Num:** MR01483046

Room-Bed: QI007-A
Visit: QH0054940416

Vital Signs - Continued

Respiratory Pattern			
Blood Pressure		123/58 H	115/58 L
Blood Pressure Mean		79	77
Blood Pressure Location			
Pulse Oximetry		99	98
O2 Delivery			
Oxygen Flow Rate			
FI02			
Sepsis Action Taken by Nursing			

Temperature	11/08/22	11/08/22	11/08/22
Temperature Source	20:45	21:00	21:15
Pulse Rate	80	79	75
Pulse Rhythm [Bilateral Dorsalis Pedis]			
Pulse Rhythm [Bilateral Radial]			
Pulse Strength [Bilateral Dorsalis Pedis]			
Pulse Strength [Bilateral Radial]			
Respiratory Rate			
Respiratory Effort			
Respiratory Depth			
Respiratory Pattern			
Blood Pressure	123/55 H	121/54 H	127/54 H
Blood Pressure Mean	77	76	78
Blood Pressure Location			
Pulse Oximetry		98	
O2 Delivery			
Oxygen Flow Rate			
FI02			
Sepsis Action Taken by Nursing			

Temperature	11/08/22	11/08/22	11/08/22
	21:30	21:45	22:00

Lyons, Kathleen A

Facility: Queen of the Valley Hospital **Location:** Q 1 Intensive Care Unit
 61 F 07/13/1961 **Med Rec Num:** MR01483046

Room-Bed: QI007-A
Visit: QH0054940416

Vital Signs - Continued

Temperature Source			
Pulse Rate	82	79	78
Pulse Rhythm [Bilateral Dorsalis Pedis]			
Pulse Rhythm [Bilateral Radial]			
Pulse Strength [Bilateral Dorsalis Pedis]			
Pulse Strength [Bilateral Radial]			
Respiratory Rate			
Respiratory Effort			
Respiratory Depth			
Respiratory Pattern			
Blood Pressure	123/55 H	131/57 H	119/55 L
Blood Pressure Mean	77	81	76
Blood Pressure Location			
Pulse Oximetry	100	99	99
O2 Delivery			
Oxygen Flow Rate			
FI02			
Sepsis Action Taken by Nursing			

Temperature	11/08/22 22:15	11/08/22 22:30	11/08/22 22:45
Temperature Source			
Pulse Rate	77	79	80
Pulse Rhythm [Bilateral Dorsalis Pedis]			
Pulse Rhythm [Bilateral Radial]			
Pulse Strength [Bilateral Dorsalis Pedis]			
Pulse Strength [Bilateral Radial]			
Respiratory Rate			
Respiratory Effort			
Respiratory Depth			
Respiratory Pattern			
Blood Pressure	120/61	132/51 H	128/60 H
Blood Pressure Mean	80	78	82
Blood Pressure Location			
Pulse Oximetry			99

Lyons, Kathleen A

Facility: Queen of the Valley Hospital **Location:** Q 1 Intensive Care Unit
 61 F 07/13/1961 **Med Rec Num:** MR01483046

Room-Bed: QI007-A
Visit: QH0054940416

Vital Signs - Continued

O2 Delivery			
Oxygen Flow Rate			
FI02			
Sepsis Action Taken by Nursing			

	11/08/22 23:00	11/08/22 23:15	11/08/22 23:30
Temperature			
Temperature Source			
Pulse Rate	77	78	79
Pulse Rhythm [Bilateral Dorsalis Pedis]			
Pulse Rhythm [Bilateral Radial]			
Pulse Strength [Bilateral Dorsalis Pedis]			
Pulse Strength [Bilateral Radial]			
Respiratory Rate			
Respiratory Effort			
Respiratory Depth			
Respiratory Pattern			
Blood Pressure	122/56 H 78	133/56 H 81	119/59 L 79
Blood Pressure Mean			
Blood Pressure Location			
Pulse Oximetry	99	99	99
O2 Delivery			
Oxygen Flow Rate			
FI02			
Sepsis Action Taken by Nursing			

	11/08/22 23:45	11/09/22 00:00	11/09/22 00:15
Temperature		97.7 F	
Temperature Source		Axillary	
Pulse Rate	75	75	82
Pulse Rhythm [Bilateral Dorsalis Pedis]			
Pulse Rhythm [Bilateral Radial]			
Pulse Strength [Bilateral Dorsalis Pedis]			

Lyons, Kathleen A

Facility: Queen of the Valley Hospital **Location:** Q 1 Intensive Care Unit
 61 F 07/13/1961 **Med Rec Num:** MR01483046

Room-Bed: QI007-A
Visit: QH0054940416

Vital Signs - Continued

Pulse Strength [Bilateral Radial]			
Respiratory Rate			18
Respiratory Effort			
Respiratory Depth			
Respiratory Pattern			
Blood Pressure	122/54 H	125/55 H	126/52 H
Blood Pressure Mean	76	78	
Blood Pressure Location		Left Arm	
Pulse Oximetry		100	100
O2 Delivery			
Oxygen Flow Rate			
FIO2			28
Sepsis Action Taken by Nursing			

Temperature	11/09/22 00:15	11/09/22 00:30	11/09/22 00:45
Temperature Source			
Pulse Rate	83	76	78
Pulse Rhythm [Bilateral Dorsalis Pedis]			
Pulse Rhythm [Bilateral Radial]			
Pulse Strength [Bilateral Dorsalis Pedis]			
Pulse Strength [Bilateral Radial]			
Respiratory Rate			
Respiratory Effort			
Respiratory Depth			
Respiratory Pattern			
Blood Pressure		126/52 H	123/58 H
Blood Pressure Mean		76	79
Blood Pressure Location			
Pulse Oximetry		100	100
O2 Delivery			
Oxygen Flow Rate			
FIO2			
Sepsis Action Taken by Nursing			

Lyons, Kathleen A

Facility: Queen of the Valley Hospital
 61 F 07/13/1961

Location: Q 1 Intensive Care Unit
Med Rec Num: MR01483046

Room-Bed: QI007-A
Visit: QH0054940416

Vital Signs - Continued

Temperature	11/09/22 01:00	11/09/22 01:15	11/09/22 01:30
Temperature Source			
Pulse Rate	73	75	79
Pulse Rhythm [Bilateral Dorsalis Pedis]			
Pulse Rhythm [Bilateral Radial]			
Pulse Strength [Bilateral Dorsalis Pedis]			
Pulse Strength [Bilateral Radial]			
Respiratory Rate			
Respiratory Effort			
Respiratory Depth			
Respiratory Pattern			
Blood Pressure	122/52 H	124/57 H	129/60 H
Blood Pressure Mean	75	79	83
Blood Pressure Location			
Pulse Oximetry	100	99	
O2 Delivery			
Oxygen Flow Rate			
FI02			
Sepsis Action Taken by Nursing			

Temperature	11/09/22 01:45	11/09/22 04:00	11/09/22 04:00
Temperature Source			
Pulse Rate	80		
Pulse Rhythm [Bilateral Dorsalis Pedis]			Regular
Pulse Rhythm [Bilateral Radial]			Regular
Pulse Strength [Bilateral Dorsalis Pedis]			Normal
Pulse Strength [Bilateral Radial]			Normal
Respiratory Rate			
Respiratory Effort			Mechanically Ventilated
Respiratory Depth			Normal

Lyons, Kathleen A

Facility: Queen of the Valley Hospital **Location:** Q 1 Intensive Care Unit
 61 F 07/13/1961 **Med Rec Num:** MR01483046

Room-Bed: QI007-A
Visit: QH0054940416

Vital Signs - Continued

Respiratory Pattern			Normal
Blood Pressure	129/55 H		
Blood Pressure Mean	79		
Blood Pressure Location			
Pulse Oximetry	99		
O2 Delivery			
Oxygen Flow Rate			
FIO2		28	
Sepsis Action Taken by Nursing			

Temperature	11/09/22 04:00	11/09/22 02:00	11/09/22 02:15
Temperature Source			
Pulse Rate	75	78	78
Pulse Rhythm [Bilateral Dorsalis Pedis]			
Pulse Rhythm [Bilateral Radial]			
Pulse Strength [Bilateral Dorsalis Pedis]			
Pulse Strength [Bilateral Radial]			
Respiratory Rate			
Respiratory Effort			
Respiratory Depth			
Respiratory Pattern			
Blood Pressure		124/60 H	131/58 H
Blood Pressure Mean		81	82
Blood Pressure Location			
Pulse Oximetry		100	99
O2 Delivery			
Oxygen Flow Rate			
FIO2			
Sepsis Action Taken by Nursing			
Temperature	11/09/22 02:30	11/09/22 02:45	11/09/22 03:00

Lyons, Kathleen A

Facility: Queen of the Valley Hospital **Location:** Q 1 Intensive Care Unit
 61 F 07/13/1961 **Med Rec Num:** MR01483046

Room-Bed: QI007-A
Visit: QH0054940416

Vital Signs - Continued

Temperature Source			
Pulse Rate	76	76	75
Pulse Rhythm [Bilateral Dorsalis Pedis]			
Pulse Rhythm [Bilateral Radial]			
Pulse Strength [Bilateral Dorsalis Pedis]			
Pulse Strength [Bilateral Radial]			
Respiratory Rate			
Respiratory Effort			
Respiratory Depth			
Respiratory Pattern			
Blood Pressure	127/56 H	133/51 H	127/49 H
Blood Pressure Mean	79	78	75
Blood Pressure Location			
Pulse Oximetry	100	100	99
O2 Delivery			
Oxygen Flow Rate			
FI02			
Sepsis Action Taken by Nursing			

Temperature	11/09/22 03:15	11/09/22 03:30	11/09/22 03:45
Temperature Source			
Pulse Rate	75	78	82
Pulse Rhythm [Bilateral Dorsalis Pedis]			
Pulse Rhythm [Bilateral Radial]			
Pulse Strength [Bilateral Dorsalis Pedis]			
Pulse Strength [Bilateral Radial]			
Respiratory Rate			
Respiratory Effort			
Respiratory Depth			
Respiratory Pattern			
Blood Pressure	127/49 H	129/61 H	137/57 H
Blood Pressure Mean	75	83	83
Blood Pressure Location			
Pulse Oximetry	100	100	100

Lyons, Kathleen A

Facility: Queen of the Valley Hospital **Location:** Q 1 Intensive Care Unit
 61 F 07/13/1961 **Med Rec Num:** MR01483046

Room-Bed: QI007-A
Visit: QH0054940416

Vital Signs - Continued

O2 Delivery			
Oxygen Flow Rate			
FI02			
Sepsis Action Taken by Nursing			

	11/09/22 04:00	11/09/22 03:45	11/09/22 04:15
Temperature	98.2 F		
Temperature Source	Axillary		
Pulse Rate	76	76	76
Pulse Rhythm [Bilateral Dorsalis Pedis]			
Pulse Rhythm [Bilateral Radial]			
Pulse Strength [Bilateral Dorsalis Pedis]			
Pulse Strength [Bilateral Radial]			
Respiratory Rate		19	
Respiratory Effort			
Respiratory Depth			
Respiratory Pattern			
Blood Pressure	122/55 H 77	137/57 H	131/52 H 78
Blood Pressure Mean			
Blood Pressure Location			
Pulse Oximetry	100	100	
O2 Delivery			
Oxygen Flow Rate			
FI02		28	
Sepsis Action Taken by Nursing			

	11/09/22 04:30	11/09/22 04:45	11/09/22 05:00
Temperature			
Temperature Source			
Pulse Rate	73	73	72
Pulse Rhythm [Bilateral Dorsalis Pedis]			
Pulse Rhythm [Bilateral Radial]			
Pulse Strength [Bilateral Dorsalis Pedis]			

Lyons, Kathleen A

Facility: Queen of the Valley Hospital **Location:** Q 1 Intensive Care Unit
 61 F 07/13/1961 **Med Rec Num:** MR01483046

Room-Bed: QI007-A
Visit: QH0054940416

Vital Signs - Continued

Pulse Strength [Bilateral Radial]			
Respiratory Rate			
Respiratory Effort			
Respiratory Depth			
Respiratory Pattern			
Blood Pressure	123/57 H	121/53 H	126/52 H
Blood Pressure Mean	79	75	76
Blood Pressure Location			
Pulse Oximetry	100	100	
O2 Delivery			
Oxygen Flow Rate			
FIO2			
Sepsis Action Taken by Nursing			

Temperature	11/09/22 05:15	11/09/22 05:30	11/09/22 05:45
Temperature Source			
Pulse Rate	72	73	74
Pulse Rhythm [Bilateral Dorsalis Pedis]			
Pulse Rhythm [Bilateral Radial]			
Pulse Strength [Bilateral Dorsalis Pedis]			
Pulse Strength [Bilateral Radial]			
Respiratory Rate			
Respiratory Effort			
Respiratory Depth			
Respiratory Pattern			
Blood Pressure	132/52 H	129/61 H	124/55 H
Blood Pressure Mean	78	83	78
Blood Pressure Location			
Pulse Oximetry			100
O2 Delivery			
Oxygen Flow Rate			
FIO2			
Sepsis Action Taken by Nursing			

Lyons, Kathleen A

Facility: Queen of the Valley Hospital
 61 F 07/13/1961

Location: Q 1 Intensive Care Unit
Med Rec Num: MR01483046

Room-Bed: QI007-A
Visit: QH0054940416

Vital Signs - Continued

	11/09/22 06:00	11/09/22 06:15	11/09/22 06:30
Temperature			
Temperature Source			
Pulse Rate	76	73	74
Pulse Rhythm [Bilateral Dorsalis Pedis]			
Pulse Rhythm [Bilateral Radial]			
Pulse Strength [Bilateral Dorsalis Pedis]			
Pulse Strength [Bilateral Radial]			
Respiratory Rate			
Respiratory Effort			
Respiratory Depth			
Respiratory Pattern			
Blood Pressure	126/57 H	122/53 H	114/59 L
Blood Pressure Mean	80	76	77
Blood Pressure Location			
Pulse Oximetry		98	
O2 Delivery			
Oxygen Flow Rate			
FI02			
Sepsis Action Taken by Nursing			

Temperature	11/09/22 06:45	11/09/22 07:00	11/09/22 08:00
Temperature Source			
Pulse Rate	73	72	
Pulse Rhythm [Bilateral Dorsalis Pedis]			Regular
Pulse Rhythm [Bilateral Radial]			Regular
Pulse Strength [Bilateral Dorsalis Pedis]			Normal
Pulse Strength [Bilateral Radial]			Normal
Respiratory Rate			
Respiratory Effort			Mechanically Ventilated
Respiratory Depth			Normal

Lyons, Kathleen A

Facility: Queen of the Valley Hospital **Location:** Q 1 Intensive Care Unit
 61 F 07/13/1961 **Med Rec Num:** MR01483046

Room-Bed: QI007-A
Visit: QH0054940416

Vital Signs - Continued

Respiratory Pattern			Normal
Blood Pressure	124/50 H	122/53 H	
Blood Pressure Mean	74	76	
Blood Pressure Location			
Pulse Oximetry	99	100	
O2 Delivery			
Oxygen Flow Rate			
FI02			
Sepsis Action Taken by Nursing			

Temperature	11/09/22 08:00	11/09/22 08:00	11/09/22 08:00
Temperature Source			
Pulse Rate			77
Pulse Rhythm [Bilateral Dorsalis Pedis]			
Pulse Rhythm [Bilateral Radial]			
Pulse Strength [Bilateral Dorsalis Pedis]			
Pulse Strength [Bilateral Radial]			
Respiratory Rate			
Respiratory Effort			
Respiratory Depth			
Respiratory Pattern			
Blood Pressure			
Blood Pressure Mean			
Blood Pressure Location			
Pulse Oximetry			
O2 Delivery			
Oxygen Flow Rate			28
FI02			
Sepsis Action Taken by Nursing	No Action Required		

	11/09/22 08:10	11/09/22 07:30	11/09/22 08:00
--	-------------------	-------------------	-------------------

Lyons, Kathleen A

Facility: Queen of the Valley Hospital **Location:** Q 1 Intensive Care Unit
 61 F 07/13/1961 **Med Rec Num:** MR01483046

Room-Bed: QI007-A
Visit: QH0054940416

Vital Signs - Continued

Temperature			
Temperature Source			
Pulse Rate	74	77	75
Pulse Rhythm [Bilateral Dorsalis Pedis]			
Pulse Rhythm [Bilateral Radial]			
Pulse Strength [Bilateral Dorsalis Pedis]			
Pulse Strength [Bilateral Radial]			
Respiratory Rate	16		
Respiratory Effort			
Respiratory Depth			
Respiratory Pattern			
Blood Pressure	121/55 H		121/55 H
Blood Pressure Mean			77
Blood Pressure Location			
Pulse Oximetry	100		100
O2 Delivery			
Oxygen Flow Rate			
FI02	28		
Sepsis Action Taken by Nursing			

Temperature	11/09/22 08:30	11/09/22 09:00	11/09/22 09:01
Temperature Source			
Pulse Rate	72	79	77
Pulse Rhythm [Bilateral Dorsalis Pedis]			
Pulse Rhythm [Bilateral Radial]			
Pulse Strength [Bilateral Dorsalis Pedis]			
Pulse Strength [Bilateral Radial]			
Respiratory Rate			
Respiratory Effort			
Respiratory Depth			
Respiratory Pattern			
Blood Pressure	129/48 H	124/52 H	128/51 H
Blood Pressure Mean	75	76	68
Blood Pressure Location			

Lyons, Kathleen A

Facility: Queen of the Valley Hospital **Location:** Q 1 Intensive Care Unit
 61 F 07/13/1961 **Med Rec Num:** MR01483046

Room-Bed: QI007-A
Visit: QH0054940416

Vital Signs - Continued

Pulse Oximetry	100	100	100
O2 Delivery			
Oxygen Flow Rate			
FI02			
Sepsis Action Taken by Nursing			

Temperature	11/09/22 09:30	11/09/22 10:00	11/09/22 12:00
Temperature Source			
Pulse Rate	72	74	
Pulse Rhythm [Bilateral Dorsalis Pedis]			
Pulse Rhythm [Bilateral Radial]			
Pulse Strength [Bilateral Dorsalis Pedis]			
Pulse Strength [Bilateral Radial]			
Respiratory Rate			
Respiratory Effort			
Respiratory Depth			
Respiratory Pattern			
Blood Pressure	124/51 H	123/52 H	
Blood Pressure Mean	75	75	
Blood Pressure Location			
Pulse Oximetry	100	100	
O2 Delivery			
Oxygen Flow Rate			
FI02			28
Sepsis Action Taken by Nursing			

Temperature	11/09/22 16:00	11/09/22 12:00	11/09/22 16:00
Temperature Source			
Pulse Rate			
Pulse Rhythm [Bilateral Dorsalis Pedis]		Regular	Regular
Pulse Rhythm [Bilateral Radial]		Regular	Regular

Lyons, Kathleen A

Facility: Queen of the Valley Hospital **Location:** Q 1 Intensive Care Unit
 61 F 07/13/1961 **Med Rec Num:** MR01483046

Room-Bed: QI007-A
Visit: QH0054940416

Vital Signs - Continued

Pulse Strength [Bilateral Dorsalis Pedis]		Normal	Normal
Pulse Strength [Bilateral Radial]		Normal	Normal
Respiratory Rate			
Respiratory Effort		Mechanically Ventilated	Mechanically Ventilated
Respiratory Depth		Normal	Normal
Respiratory Pattern		Normal	Normal
Blood Pressure			
Blood Pressure Mean			
Blood Pressure Location			
Pulse Oximetry			
O2 Delivery			
Oxygen Flow Rate			
FI02	28		
Sepsis Action Taken by Nursing			

Temperature		11/09/22 12:00	11/09/22 16:00	11/09/22 15:00
Temperature Source				
Pulse Rate	77		76	72
Pulse Rhythm [Bilateral Dorsalis Pedis]				
Pulse Rhythm [Bilateral Radial]				
Pulse Strength [Bilateral Dorsalis Pedis]				
Pulse Strength [Bilateral Radial]				
Respiratory Rate				17
Respiratory Effort				
Respiratory Depth				
Respiratory Pattern				
Blood Pressure				121/50 H
Blood Pressure Mean				
Blood Pressure Location				
Pulse Oximetry				100
O2 Delivery				
Oxygen Flow Rate				
FI02				28

Lyons, Kathleen A

Facility: Queen of the Valley Hospital **Location:** Q 1 Intensive Care Unit
 61 F 07/13/1961 **Med Rec Num:** MR01483046

Room-Bed: QI007-A
Visit: QH0054940416

Vital Signs - Continued

Sepsis Action Taken by Nursing

Temperature	11/09/22 10:30	11/09/22 12:24	11/09/22 12:30
Temperature Source			
Pulse Rate	73	97	94
Pulse Rhythm [Bilateral Dorsalis Pedis]			
Pulse Rhythm [Bilateral Radial]			
Pulse Strength [Bilateral Dorsalis Pedis]			
Pulse Strength [Bilateral Radial]			
Respiratory Rate			
Respiratory Effort			
Respiratory Depth			
Respiratory Pattern			
Blood Pressure	112/53 L	121/68 H	132/64 H
Blood Pressure Mean	72	79	86
Blood Pressure Location			
Pulse Oximetry	100	99	
O2 Delivery			
Oxygen Flow Rate			
FIO2			
Sepsis Action Taken by Nursing			

Temperature	11/09/22 13:00	11/09/22 13:30	11/09/22 14:00
Temperature Source			
Pulse Rate	83	84	78
Pulse Rhythm [Bilateral Dorsalis Pedis]			
Pulse Rhythm [Bilateral Radial]			
Pulse Strength [Bilateral Dorsalis Pedis]			
Pulse Strength [Bilateral Radial]			
Respiratory Rate			
Respiratory Effort			

Lyons, Kathleen A

Facility: Queen of the Valley Hospital **Location:** Q 1 Intensive Care Unit
 61 F 07/13/1961 **Med Rec Num:** MR01483046

Room-Bed: QI007-A
Visit: QH0054940416

Vital Signs - Continued

Respiratory Depth			
Respiratory Pattern			
Blood Pressure	124/60 H	124/59 H	124/54 H
Blood Pressure Mean	81	80	77
Blood Pressure Location			
Pulse Oximetry			
O2 Delivery			
Oxygen Flow Rate			
FI02			
Sepsis Action Taken by Nursing			

Temperature	11/09/22 14:30	11/09/22 15:00	11/09/22 15:30
Temperature Source			
Pulse Rate	76	70	78
Pulse Rhythm [Bilateral Dorsalis Pedis]			
Pulse Rhythm [Bilateral Radial]			
Pulse Strength [Bilateral Dorsalis Pedis]			
Pulse Strength [Bilateral Radial]			
Respiratory Rate			
Respiratory Effort			
Respiratory Depth			
Respiratory Pattern			
Blood Pressure	115/55 L	116/51 L	116/54 L
Blood Pressure Mean	75	72	74
Blood Pressure Location			
Pulse Oximetry			
O2 Delivery			
Oxygen Flow Rate			
FI02			
Sepsis Action Taken by Nursing			

	11/09/22 16:00	11/09/22 16:30	11/09/22 17:00
--	-------------------	-------------------	-------------------

Lyons, Kathleen A

Facility: Queen of the Valley Hospital **Location:** Q 1 Intensive Care Unit
 61 F 07/13/1961 **Med Rec Num:** MR01483046

Room-Bed: QI007-A
Visit: QH0054940416

Vital Signs - Continued

Temperature			
Temperature Source			
Pulse Rate	73	74	71
Pulse Rhythm [Bilateral Dorsalis Pedis]			
Pulse Rhythm [Bilateral Radial]			
Pulse Strength [Bilateral Dorsalis Pedis]			
Pulse Strength [Bilateral Radial]			
Respiratory Rate			
Respiratory Effort			
Respiratory Depth			
Respiratory Pattern			
Blood Pressure	115/48 L	108/53 L	111/51 L
Blood Pressure Mean	70	71	71
Blood Pressure Location			
Pulse Oximetry	99		
O2 Delivery			
Oxygen Flow Rate			
FI02			
Sepsis Action Taken by Nursing			

Temperature	11/09/22	11/09/22	11/09/22
Temperature Source	17:30	18:00	20:00
Pulse Rate	77	71	
Pulse Rhythm [Bilateral Dorsalis Pedis]			
Pulse Rhythm [Bilateral Radial]			
Pulse Strength [Bilateral Dorsalis Pedis]			
Pulse Strength [Bilateral Radial]			
Respiratory Rate			
Respiratory Effort			
Respiratory Depth			
Respiratory Pattern			
Blood Pressure	120/59 L	111/54 L	
Blood Pressure Mean	79	73	
Blood Pressure Location			

Lyons, Kathleen A

Facility: Queen of the Valley Hospital **Location:** Q 1 Intensive Care Unit
 61 F 07/13/1961 **Med Rec Num:** MR01483046

Room-Bed: QI007-A
Visit: QH0054940416

Vital Signs - Continued

Pulse Oximetry			
O2 Delivery			
Oxygen Flow Rate			
FIO2			28
Sepsis Action Taken by Nursing			

Temperature	11/09/22 20:00	11/09/22 20:00	11/09/22 18:31
Temperature Source			
Pulse Rate			72
Pulse Rhythm [Bilateral Dorsalis Pedis]		Regular	
Pulse Rhythm [Bilateral Radial]		Regular	
Pulse Strength [Bilateral Dorsalis Pedis]		Weak	
Pulse Strength [Bilateral Radial]		Weak	
Respiratory Rate			
Respiratory Effort		Mechanically Ventilated	
Respiratory Depth		Normal	
Respiratory Pattern		Normal	
Blood Pressure			118/55 L
Blood Pressure Mean			68
Blood Pressure Location			
Pulse Oximetry			100
O2 Delivery			
Oxygen Flow Rate			
FIO2			
Sepsis Action Taken by Nursing	No Action Required		

Temperature	11/09/22 18:46	11/09/22 19:00	11/09/22 19:30
Temperature Source			
Pulse Rate	74	73	72

Lyons, Kathleen A

Facility: Queen of the Valley Hospital **Location:** Q 1 Intensive Care Unit
 61 F 07/13/1961 **Med Rec Num:** MR01483046

Room-Bed: QI007-A
Visit: QH0054940416

Vital Signs - Continued

Pulse Rhythm [Bilateral Dorsalis Pedis]			
Pulse Rhythm [Bilateral Radial]			
Pulse Strength [Bilateral Dorsalis Pedis]			
Pulse Strength [Bilateral Radial]			
Respiratory Rate		16	
Respiratory Effort			
Respiratory Depth			
Respiratory Pattern			
Blood Pressure	118/58 L	111/48 L	119/49 L
Blood Pressure Mean	74	69	72
Blood Pressure Location		Left Arm	
Pulse Oximetry		100	99
O2 Delivery		Mechanical Ventilation	
Oxygen Flow Rate			
FI02		28	
Sepsis Action Taken by Nursing			

Temperature	11/09/22	11/09/22	11/09/22
Temperature Source	20:00	20:30	21:00
Pulse Rate		76	69
Pulse Rhythm [Bilateral Dorsalis Pedis]			
Pulse Rhythm [Bilateral Radial]			
Pulse Strength [Bilateral Dorsalis Pedis]			
Pulse Strength [Bilateral Radial]			
Respiratory Rate			
Respiratory Effort			
Respiratory Depth			
Respiratory Pattern			
Blood Pressure	128/52 H	119/53 L	118/49 L
Blood Pressure Mean	71	75	72
Blood Pressure Location			
Pulse Oximetry	100	100	100
O2 Delivery			

Lyons, Kathleen A

Facility: Queen of the Valley Hospital **Location:** Q 1 Intensive Care Unit
 61 F 07/13/1961 **Med Rec Num:** MR01483046

Room-Bed: QI007-A
Visit: QH0054940416

Vital Signs - Continued

Oxygen Flow Rate			
FI02			
Sepsis Action Taken by Nursing			

	11/09/22 20:00	11/09/22 21:30	11/09/22 21:31
Temperature		98.5 F	
Temperature Source			
Pulse Rate	74	69	70
Pulse Rhythm [Bilateral Dorsalis Pedis]			
Pulse Rhythm [Bilateral Radial]			
Pulse Strength [Bilateral Dorsalis Pedis]			
Pulse Strength [Bilateral Radial]			
Respiratory Rate		16	
Respiratory Effort			
Respiratory Depth			
Respiratory Pattern			
Blood Pressure		118/48 L	118/48 L
Blood Pressure Mean		71	65
Blood Pressure Location		Left Arm	
Pulse Oximetry		100	
O2 Delivery		Mechanical Ventilation	
Oxygen Flow Rate			
FI02		28	
Sepsis Action Taken by Nursing			

	11/09/22 21:46	11/09/22 22:00	11/09/22 22:01
Temperature			
Temperature Source			
Pulse Rate	71	69	75
Pulse Rhythm [Bilateral Dorsalis Pedis]			
Pulse Rhythm [Bilateral Radial]			
Pulse Strength [Bilateral Dorsalis Pedis]			

Lyons, Kathleen A

Facility: Queen of the Valley Hospital **Location:** Q 1 Intensive Care Unit
 61 F 07/13/1961 **Med Rec Num:** MR01483046

Room-Bed: QI007-A
Visit: QH0054940416

Vital Signs - Continued

Pulse Strength [Bilateral Radial]			
Respiratory Rate			
Respiratory Effort			
Respiratory Depth			
Respiratory Pattern			
Blood Pressure	118/50 L		119/54 L
Blood Pressure Mean	66		66
Blood Pressure Location			
Pulse Oximetry			100
O2 Delivery			
Oxygen Flow Rate			
FIO2			
Sepsis Action Taken by Nursing			

Temperature		11/09/22 22:30	11/09/22 22:46	11/09/22 23:42
Temperature Source				
Pulse Rate	71		72	71
Pulse Rhythm [Bilateral Dorsalis Pedis]				
Pulse Rhythm [Bilateral Radial]				
Pulse Strength [Bilateral Dorsalis Pedis]				
Pulse Strength [Bilateral Radial]				
Respiratory Rate	16			16
Respiratory Effort				
Respiratory Depth				
Respiratory Pattern				
Blood Pressure	119/50 L	127/54 H		118/54 L
Blood Pressure Mean	73	68		
Blood Pressure Location	Left Arm			
Pulse Oximetry	100	100		100
O2 Delivery				
Oxygen Flow Rate				
FIO2	28			28
Sepsis Action Taken by Nursing				

Lyons, Kathleen A

Facility: Queen of the Valley Hospital **Location:** Q 1 Intensive Care Unit
 61 F 07/13/1961 **Med Rec Num:** MR01483046

Room-Bed: QI007-A
Visit: QH0054940416

Vital Signs - Continued

Temperature	11/09/22 23:59	11/09/22 23:59	11/09/22 23:59
Temperature Source			
Pulse Rate	75		
Pulse Rhythm [Bilateral Dorsalis Pedis]			
Pulse Rhythm [Bilateral Radial]			
Pulse Strength [Bilateral Dorsalis Pedis]			
Pulse Strength [Bilateral Radial]			
Respiratory Rate			
Respiratory Effort			Mechanically Ventilated
Respiratory Depth			Normal
Respiratory Pattern			Normal
Blood Pressure			
Blood Pressure Mean			
Blood Pressure Location			
Pulse Oximetry			
O2 Delivery			
Oxygen Flow Rate			
FI02		28	
Sepsis Action Taken by Nursing			

Temperature	11/09/22 23:00	11/09/22 23:30	11/10/22 00:00
Temperature Source	Axillary		
Pulse Rate	69	72	74
Pulse Rhythm [Bilateral Dorsalis Pedis]			
Pulse Rhythm [Bilateral Radial]			
Pulse Strength [Bilateral Dorsalis Pedis]			
Pulse Strength [Bilateral Radial]			
Respiratory Rate	16	16	16
Respiratory Effort			
Respiratory Depth			

Lyons, Kathleen A

Facility: Queen of the Valley Hospital **Location:** Q 1 Intensive Care Unit
 61 F 07/13/1961 **Med Rec Num:** MR01483046

Room-Bed: QI007-A
Visit: QH0054940416

Vital Signs - Continued

Respiratory Pattern			
Blood Pressure	114/51 L	118/54 L	117/52 L
Blood Pressure Mean	72	75	73
Blood Pressure Location	Left Arm	Left Arm	Left Arm
Pulse Oximetry	100	100	100
O2 Delivery	Mechanical Ventilation	Mechanical Ventilation	Mechanical Ventilation
Oxygen Flow Rate			
FI02	28	28	28
Sepsis Action Taken by Nursing			

Temperature	11/10/22 00:30	11/10/22 01:00	11/10/22 01:30
Temperature Source			
Pulse Rate	74	75	76
Pulse Rhythm [Bilateral Dorsalis Pedis]			
Pulse Rhythm [Bilateral Radial]			
Pulse Strength [Bilateral Dorsalis Pedis]			
Pulse Strength [Bilateral Radial]			
Respiratory Rate	16	20	16
Respiratory Effort			
Respiratory Depth			
Respiratory Pattern			
Blood Pressure	121/49 H	109/50 L	116/48 L
Blood Pressure Mean	73	69	70
Blood Pressure Location	Left Arm	Left Arm	Left Arm
Pulse Oximetry	100	100	100
O2 Delivery		Mechanical Ventilation	Mechanical Ventilation
Oxygen Flow Rate			
FI02	28	28	28
Sepsis Action Taken by Nursing			

Lyons, Kathleen A

Facility: Queen of the Valley Hospital **Location:** Q 1 Intensive Care Unit
 61 F 07/13/1961 **Med Rec Num:** MR01483046

Room-Bed: QI007-A
Visit: QH0054940416

Vital Signs - Continued

Temperature	11/09/22 19:13	11/10/22 02:00	11/10/22 02:00
Temperature Source			
Pulse Rate	72	77	84
Pulse Rhythm [Bilateral Dorsalis Pedis]			
Pulse Rhythm [Bilateral Radial]			
Pulse Strength [Bilateral Dorsalis Pedis]			
Pulse Strength [Bilateral Radial]			
Respiratory Rate	17	16	16
Respiratory Effort			
Respiratory Depth			
Respiratory Pattern			
Blood Pressure	119/49 L	114/57 L	114/57 L
Blood Pressure Mean		76	76
Blood Pressure Location		Left Arm	Left Arm
Pulse Oximetry	95	100	91 L
O2 Delivery		Mechanical Ventilation	Mechanical Ventilation
Oxygen Flow Rate			
FI02	28	28	28
Sepsis Action Taken by Nursing			

Temperature	11/10/22 02:30	11/10/22 03:00	11/10/22 04:16
Temperature Source			
Pulse Rate	78	79	86
Pulse Rhythm [Bilateral Dorsalis Pedis]			
Pulse Rhythm [Bilateral Radial]			
Pulse Strength [Bilateral Dorsalis Pedis]			
Pulse Strength [Bilateral Radial]			
Respiratory Rate		16	20
Respiratory Effort			
Respiratory Depth			

Lyons, Kathleen A

Facility: Queen of the Valley Hospital **Location:** Q 1 Intensive Care Unit
 61 F 07/13/1961 **Med Rec Num:** MR01483046

Room-Bed: QI007-A
Visit: QH0054940416

Vital Signs - Continued

Respiratory Pattern			
Blood Pressure	111/47 L	111/46 L	125/72 H
Blood Pressure Mean	68	67	
Blood Pressure Location	Left Arm	Left Arm	
Pulse Oximetry	100	100	100
O2 Delivery	Mechanical Ventilation	Mechanical Ventilation	
Oxygen Flow Rate			
FI02	28	28	28
Sepsis Action Taken by Nursing			

Temperature	11/10/22 04:00	11/10/22 04:00	11/10/22 04:00
Temperature Source			
Pulse Rate	86		
Pulse Rhythm [Bilateral Dorsalis Pedis]			
Pulse Rhythm [Bilateral Radial]			
Pulse Strength [Bilateral Dorsalis Pedis]			
Pulse Strength [Bilateral Radial]			
Respiratory Rate			
Respiratory Effort			Mechanically Ventilated
Respiratory Depth			Normal
Respiratory Pattern			Normal
Blood Pressure			
Blood Pressure Mean			
Blood Pressure Location			
Pulse Oximetry			
O2 Delivery			
Oxygen Flow Rate			28
FI02			28
Sepsis Action Taken by Nursing			

Lyons, Kathleen A

Facility: Queen of the Valley Hospital **Location:** Q 1 Intensive Care Unit
 61 F 07/13/1961 **Med Rec Num:** MR01483046

Room-Bed: QI007-A
Visit: QH0054940416

Vital Signs - Continued

	11/10/22 03:30	11/10/22 04:00	11/10/22 04:30
Temperature		96.7 F L	
Temperature Source		Axillary	
Pulse Rate	83	101 H	88
Pulse Rhythm [Bilateral Dorsalis Pedis]			
Pulse Rhythm [Bilateral Radial]			
Pulse Strength [Bilateral Dorsalis Pedis]			
Pulse Strength [Bilateral Radial]			
Respiratory Rate	16	16	16
Respiratory Effort			
Respiratory Depth			
Respiratory Pattern			
Blood Pressure	116/50 L	125/72 H	115/59 L
Blood Pressure Mean	72	82	77
Blood Pressure Location	Left Arm	Left Arm	Left Arm
Pulse Oximetry	100	97	99
O2 Delivery	Mechanical Ventilation	Mechanical Ventilation	Mechanical Ventilation
Oxygen Flow Rate			
FI02	28	28	28
Sepsis Action Taken by Nursing			

	11/10/22 05:00	11/10/22 05:30	11/10/22 06:00
Temperature			
Temperature Source			
Pulse Rate	80	85	86
Pulse Rhythm [Bilateral Dorsalis Pedis]			
Pulse Rhythm [Bilateral Radial]			
Pulse Strength [Bilateral Dorsalis Pedis]			
Pulse Strength [Bilateral Radial]			
Respiratory Rate	16	16	16
Respiratory Effort			
Respiratory Depth			

Lyons, Kathleen A

Facility: Queen of the Valley Hospital **Location:** Q 1 Intensive Care Unit
 61 F 07/13/1961 **Med Rec Num:** MR01483046

Room-Bed: QI007-A
Visit: QH0054940416

Vital Signs - Continued

Respiratory Pattern			
Blood Pressure	112/55 L	123/52 H	119/50 L
Blood Pressure Mean	74	75	73
Blood Pressure Location	Left Arm	Left Arm	Left Arm
Pulse Oximetry	98	96	100
O2 Delivery	Mechanical Ventilation	Mechanical Ventilation	Mechanical Ventilation
Oxygen Flow Rate			
FI02	28	28	28
Sepsis Action Taken by Nursing			

Temperature	11/10/22	11/10/22	11/10/22
	06:45	08:00	08:00
Temperature Source	Axillary		
Pulse Rate			93
Pulse Rhythm [Bilateral Dorsalis Pedis]			
Pulse Rhythm [Bilateral Radial]			
Pulse Strength [Bilateral Dorsalis Pedis]			
Pulse Strength [Bilateral Radial]			
Respiratory Rate			
Respiratory Effort			
Respiratory Depth			
Respiratory Pattern			
Blood Pressure			
Blood Pressure Mean			
Blood Pressure Location			
Pulse Oximetry			
O2 Delivery			
Oxygen Flow Rate			
FI02			
Sepsis Action Taken by Nursing		No Action Required	

Lyons, Kathleen A

Facility: Queen of the Valley Hospital **Location:** Q 1 Intensive Care Unit
 61 F 07/13/1961 **Med Rec Num:** MR01483046

Room-Bed: QI007-A
Visit: QH0054940416

Vital Signs - Continued

	11/10/22 08:00	11/10/22 08:00	11/10/22 06:02
Temperature			
Temperature Source			
Pulse Rate			87
Pulse Rhythm [Bilateral Dorsalis Pedis]			
Pulse Rhythm [Bilateral Radial]			
Pulse Strength [Bilateral Dorsalis Pedis]			
Pulse Strength [Bilateral Radial]			
Respiratory Rate			
Respiratory Effort	Mechanically Ventilated		
Respiratory Depth	Normal		
Respiratory Pattern	Normal		
Blood Pressure			
Blood Pressure Mean			
Blood Pressure Location			
Pulse Oximetry			99
O2 Delivery			
Oxygen Flow Rate			
FI02		28	
Sepsis Action Taken by Nursing			

	11/10/22 06:30	11/10/22 06:31	11/10/22 07:00
Temperature			
Temperature Source			
Pulse Rate	88	90	91
Pulse Rhythm [Bilateral Dorsalis Pedis]			
Pulse Rhythm [Bilateral Radial]			
Pulse Strength [Bilateral Dorsalis Pedis]			
Pulse Strength [Bilateral Radial]			
Respiratory Rate			
Respiratory Effort			
Respiratory Depth			

Lyons, Kathleen A

Facility: Queen of the Valley Hospital **Location:** Q 1 Intensive Care Unit
 61 F 07/13/1961 **Med Rec Num:** MR01483046

Room-Bed: QI007-A
Visit: QH0054940416

Vital Signs - Continued

Respiratory Pattern			
Blood Pressure		130/54 H	
Blood Pressure Mean		70	
Blood Pressure Location			
Pulse Oximetry		100	
O2 Delivery			
Oxygen Flow Rate			
FIO2			
Sepsis Action Taken by Nursing			

Temperature		11/10/22 07:01	11/10/22 07:30	11/10/22 07:31
Temperature Source				
Pulse Rate		91	91	91
Pulse Rhythm [Bilateral Dorsalis Pedis]				
Pulse Rhythm [Bilateral Radial]				
Pulse Strength [Bilateral Dorsalis Pedis]				
Pulse Strength [Bilateral Radial]				
Respiratory Rate				
Respiratory Effort				
Respiratory Depth				
Respiratory Pattern				
Blood Pressure		124/49 H		127/50 H
Blood Pressure Mean		68		68
Blood Pressure Location				
Pulse Oximetry		100		100
O2 Delivery				
Oxygen Flow Rate				
FIO2				
Sepsis Action Taken by Nursing				

Temperature	11/10/22 07:32	11/10/22 08:19	11/10/22 08:26
		96.5 F L	

Lyons, Kathleen A

Facility: Queen of the Valley Hospital **Location:** Q 1 Intensive Care Unit
 61 F 07/13/1961 **Med Rec Num:** MR01483046

Room-Bed: QI007-A
Visit: QH0054940416

Vital Signs - Continued

Temperature Source		Temporal Artery Scan	
Pulse Rate	92		88
Pulse Rhythm [Bilateral Dorsalis Pedis]			
Pulse Rhythm [Bilateral Radial]			
Pulse Strength [Bilateral Dorsalis Pedis]			
Pulse Strength [Bilateral Radial]			
Respiratory Rate			
Respiratory Effort			
Respiratory Depth			
Respiratory Pattern			
Blood Pressure			124/52 H
Blood Pressure Mean			68
Blood Pressure Location			
Pulse Oximetry	100		100
O2 Delivery			100
Oxygen Flow Rate			
FI02			
Sepsis Action Taken by Nursing			

	11/10/22 08:30	11/10/22 08:31	11/10/22 09:00
Temperature			
Temperature Source			
Pulse Rate	89	94	94
Pulse Rhythm [Bilateral Dorsalis Pedis]			
Pulse Rhythm [Bilateral Radial]			
Pulse Strength [Bilateral Dorsalis Pedis]			
Pulse Strength [Bilateral Radial]			
Respiratory Rate			
Respiratory Effort			
Respiratory Depth			
Respiratory Pattern			
Blood Pressure		126/53 H	
Blood Pressure Mean		69	
Blood Pressure Location			

Lyons, Kathleen A

Facility: Queen of the Valley Hospital **Location:** Q 1 Intensive Care Unit
 61 F 07/13/1961 **Med Rec Num:** MR01483046

Room-Bed: QI007-A
Visit: QH0054940416

Vital Signs - Continued

Pulse Oximetry		100	
O2 Delivery			
Oxygen Flow Rate			
FI02			
Sepsis Action Taken by Nursing			

Temperature	11/10/22 09:01	11/10/22 09:02	11/10/22 09:30
Temperature Source			
Pulse Rate	93	92	98
Pulse Rhythm [Bilateral Dorsalis Pedis]			
Pulse Rhythm [Bilateral Radial]			
Pulse Strength [Bilateral Dorsalis Pedis]			
Pulse Strength [Bilateral Radial]			
Respiratory Rate			
Respiratory Effort			
Respiratory Depth			
Respiratory Pattern			
Blood Pressure	125/50 H		
Blood Pressure Mean	70		
Blood Pressure Location			
Pulse Oximetry	100	100	
O2 Delivery			
Oxygen Flow Rate			
FI02			
Sepsis Action Taken by Nursing			

Temperature	11/10/22 09:31	11/10/22 10:00	11/10/22 10:01
Temperature Source	Temporal Artery Scan		
Pulse Rate	98	104 H	102 H
Pulse Rhythm [Bilateral Dorsalis Pedis]			

Lyons, Kathleen A

Facility: Queen of the Valley Hospital **Location:** Q 1 Intensive Care Unit
 61 F 07/13/1961 **Med Rec Num:** MR01483046

Room-Bed: QI007-A
Visit: QH0054940416

Vital Signs - Continued

Pulse Rhythm [Bilateral Radial]			
Pulse Strength [Bilateral Dorsalis Pedis]			
Pulse Strength [Bilateral Radial]			
Respiratory Rate			
Respiratory Effort			
Respiratory Depth			
Respiratory Pattern			
Blood Pressure	118/52 L		122/57 H
Blood Pressure Mean	67		72
Blood Pressure Location			
Pulse Oximetry	100		
O2 Delivery			
Oxygen Flow Rate			
FI02			
Sepsis Action Taken by Nursing			

Temperature	11/10/22 07:55	11/10/22 12:00	11/10/22 12:00
Temperature Source			
Pulse Rate	88	106 H	
Pulse Rhythm [Bilateral Dorsalis Pedis]			
Pulse Rhythm [Bilateral Radial]			
Pulse Strength [Bilateral Dorsalis Pedis]			
Pulse Strength [Bilateral Radial]			
Respiratory Rate	16		
Respiratory Effort			Mechanically Ventilated
Respiratory Depth			Normal
Respiratory Pattern			Normal
Blood Pressure	124/52 H		
Blood Pressure Mean			
Blood Pressure Location			
Pulse Oximetry	99		
O2 Delivery			
Oxygen Flow Rate			

Lyons, Kathleen A

Facility: Queen of the Valley Hospital **Location:** Q 1 Intensive Care Unit
 61 F 07/13/1961 **Med Rec Num:** MR01483046

Room-Bed: QI007-A
Visit: QH0054940416

Vital Signs - Continued

FI02	28		
Sepsis Action Taken by Nursing			

Temperature	11/10/22 12:00	11/10/22 10:02	11/10/22 10:30
Temperature Source			
Pulse Rate		101 H	104 H
Pulse Rhythm [Bilateral Dorsalis Pedis]			
Pulse Rhythm [Bilateral Radial]			
Pulse Strength [Bilateral Dorsalis Pedis]			
Pulse Strength [Bilateral Radial]			
Respiratory Rate			
Respiratory Effort			
Respiratory Depth			
Respiratory Pattern			
Blood Pressure			
Blood Pressure Mean			
Blood Pressure Location			
Pulse Oximetry		100	
O2 Delivery			
Oxygen Flow Rate			
FI02	28		
Sepsis Action Taken by Nursing			

Temperature	11/10/22 10:31	11/10/22 11:00	11/10/22 11:01
Temperature Source			
Pulse Rate	102 H	106 H	106 H
Pulse Rhythm [Bilateral Dorsalis Pedis]			
Pulse Rhythm [Bilateral Radial]			
Pulse Strength [Bilateral Dorsalis Pedis]			
Pulse Strength [Bilateral Radial]			
Respiratory Rate			

Lyons, Kathleen A

Facility: Queen of the Valley Hospital **Location:** Q 1 Intensive Care Unit
 61 F 07/13/1961 **Med Rec Num:** MR01483046

Room-Bed: QI007-A
Visit: QH0054940416

Vital Signs - Continued

Respiratory Effort			
Respiratory Depth			
Respiratory Pattern			
Blood Pressure	126/51 H		126/52 H
Blood Pressure Mean	67		66
Blood Pressure Location			
Pulse Oximetry	100		98
O2 Delivery			
Oxygen Flow Rate			
FI02			
Sepsis Action Taken by Nursing			

Temperature	11/10/22 11:02	11/10/22 11:30	11/10/22 11:31
Temperature Source			
Pulse Rate	107 H	108 H	107 H
Pulse Rhythm [Bilateral Dorsalis Pedis]			
Pulse Rhythm [Bilateral Radial]			
Pulse Strength [Bilateral Dorsalis Pedis]			
Pulse Strength [Bilateral Radial]			
Respiratory Rate			
Respiratory Effort			
Respiratory Depth			
Respiratory Pattern			
Blood Pressure			123/50 H
Blood Pressure Mean			69
Blood Pressure Location			
Pulse Oximetry	98		97
O2 Delivery			
Oxygen Flow Rate			
FI02			
Sepsis Action Taken by Nursing			

Lyons, Kathleen A

Facility: Queen of the Valley Hospital **Location:** Q 1 Intensive Care Unit
 61 F 07/13/1961 **Med Rec Num:** MR01483046

Room-Bed: QI007-A
Visit: QH0054940416

Vital Signs - Continued

	11/10/22 12:00	11/10/22 12:01	11/10/22 12:05
Temperature	98.1 F		
Temperature Source	Temporal Artery Scan		
Pulse Rate	118 H	102 H	106 H
Pulse Rhythm [Bilateral Dorsalis Pedis]			
Pulse Rhythm [Bilateral Radial]			
Pulse Strength [Bilateral Dorsalis Pedis]			
Pulse Strength [Bilateral Radial]			
Respiratory Rate			
Respiratory Effort			
Respiratory Depth			
Respiratory Pattern			
Blood Pressure		98/81 H	119/47 L
Blood Pressure Mean		85	63
Blood Pressure Location			
Pulse Oximetry	97	98	100
O2 Delivery			
Oxygen Flow Rate			
FI02			
Sepsis Action Taken by Nursing			

	11/10/22 12:30	11/10/22 12:31	11/10/22 13:00
Temperature			
Temperature Source			
Pulse Rate	107 H	109 H	112 H
Pulse Rhythm [Bilateral Dorsalis Pedis]			
Pulse Rhythm [Bilateral Radial]			
Pulse Strength [Bilateral Dorsalis Pedis]			
Pulse Strength [Bilateral Radial]			
Respiratory Rate			
Respiratory Effort			
Respiratory Depth			

Lyons, Kathleen A

Facility: Queen of the Valley Hospital **Location:** Q 1 Intensive Care Unit
 61 F 07/13/1961 **Med Rec Num:** MR01483046

Room-Bed: QI007-A
Visit: QH0054940416

Vital Signs - Continued

Respiratory Pattern			
Blood Pressure		111/50 L	125/49 H
Blood Pressure Mean		65	63
Blood Pressure Location			
Pulse Oximetry		99	
O2 Delivery			
Oxygen Flow Rate			
FI02			
Sepsis Action Taken by Nursing			

Temperature		11/10/22 13:01	11/10/22 13:30	11/10/22 13:31
Temperature Source				
Pulse Rate		110 H	110 H	109 H
Pulse Rhythm [Bilateral Dorsalis Pedis]				
Pulse Rhythm [Bilateral Radial]				
Pulse Strength [Bilateral Dorsalis Pedis]				
Pulse Strength [Bilateral Radial]				
Respiratory Rate				
Respiratory Effort				
Respiratory Depth				
Respiratory Pattern				
Blood Pressure				129/49 H
Blood Pressure Mean				64
Blood Pressure Location				
Pulse Oximetry		100		100
O2 Delivery				
Oxygen Flow Rate				
FI02				
Sepsis Action Taken by Nursing				

Temperature		11/10/22 13:55	11/10/22 14:00	11/10/22 14:01
-------------	--	-------------------	-------------------	-------------------

Lyons, Kathleen A

Facility: Queen of the Valley Hospital **Location:** Q 1 Intensive Care Unit
 61 F 07/13/1961 **Med Rec Num:** MR01483046

Room-Bed: QI007-A
Visit: QH0054940416

Vital Signs - Continued

Temperature Source			
Pulse Rate	110 H	109 H	110 H
Pulse Rhythm [Bilateral Dorsalis Pedis]			
Pulse Rhythm [Bilateral Radial]			
Pulse Strength [Bilateral Dorsalis Pedis]			
Pulse Strength [Bilateral Radial]			
Respiratory Rate			
Respiratory Effort			
Respiratory Depth			
Respiratory Pattern			
Blood Pressure	114/48 L		114/48 L
Blood Pressure Mean	63		65
Blood Pressure Location			
Pulse Oximetry	100		100
O2 Delivery			
Oxygen Flow Rate			
FI02			
Sepsis Action Taken by Nursing			

Temperature	11/10/22 14:06	11/10/22 14:11	11/10/22 14:16
Temperature Source			
Pulse Rate	108 H	129 H	144 H
Pulse Rhythm [Bilateral Dorsalis Pedis]			
Pulse Rhythm [Bilateral Radial]			
Pulse Strength [Bilateral Dorsalis Pedis]			
Pulse Strength [Bilateral Radial]			
Respiratory Rate			
Respiratory Effort			
Respiratory Depth			
Respiratory Pattern			
Blood Pressure	121/45 H	140/50 H	162/80 H
Blood Pressure Mean	64	73	93
Blood Pressure Location			
Pulse Oximetry	100	100	

Lyons, Kathleen A

Facility: Queen of the Valley Hospital **Location:** Q 1 Intensive Care Unit
 61 F 07/13/1961 **Med Rec Num:** MR01483046

Room-Bed: QI007-A
Visit: QH0054940416

Vital Signs - Continued

O2 Delivery			
Oxygen Flow Rate			
FI02			
Sepsis Action Taken by Nursing			

	11/10/22 14:21	11/10/22 14:26	11/10/22 14:30
Temperature			
Temperature Source			
Pulse Rate	130 H	130 H	128 H
Pulse Rhythm [Bilateral Dorsalis Pedis]			
Pulse Rhythm [Bilateral Radial]			
Pulse Strength [Bilateral Dorsalis Pedis]			
Pulse Strength [Bilateral Radial]			
Respiratory Rate			
Respiratory Effort			
Respiratory Depth			
Respiratory Pattern			
Blood Pressure	143/62 H	133/61 H	114/64
Blood Pressure Mean	80	80	77
Blood Pressure Location			
Pulse Oximetry			
O2 Delivery			
Oxygen Flow Rate			
FI02			
Sepsis Action Taken by Nursing			

	11/10/22 14:31	11/10/22 14:36	11/10/22 14:41
Temperature			
Temperature Source			
Pulse Rate	126 H	119 H	118 H
Pulse Rhythm [Bilateral Dorsalis Pedis]			
Pulse Rhythm [Bilateral Radial]			
Pulse Strength [Bilateral Dorsalis Pedis]			

Lyons, Kathleen A

Facility: Queen of the Valley Hospital **Location:** Q 1 Intensive Care Unit
 61 F 07/13/1961 **Med Rec Num:** MR01483046

Room-Bed: QI007-A
Visit: QH0054940416

Vital Signs - Continued

Pulse Strength [Bilateral Radial]			
Respiratory Rate			
Respiratory Effort			
Respiratory Depth			
Respiratory Pattern			
Blood Pressure		116/56 L	115/57 L
Blood Pressure Mean		71	70
Blood Pressure Location			
Pulse Oximetry			
O2 Delivery			
Oxygen Flow Rate			
FIO2			
Sepsis Action Taken by Nursing			

Temperature		11/10/22 14:45	11/10/22 14:50	11/10/22 14:56
Temperature Source				
Pulse Rate		118 H	117 H	117 H
Pulse Rhythm [Bilateral Dorsalis Pedis]				
Pulse Rhythm [Bilateral Radial]				
Pulse Strength [Bilateral Dorsalis Pedis]				
Pulse Strength [Bilateral Radial]				
Respiratory Rate				
Respiratory Effort				
Respiratory Depth				
Respiratory Pattern				
Blood Pressure		118/59 L	123/61 H	122/56 H
Blood Pressure Mean		72	72	71
Blood Pressure Location				
Pulse Oximetry				
O2 Delivery				
Oxygen Flow Rate				
FIO2				
Sepsis Action Taken by Nursing				

Lyons, Kathleen A

Facility: Queen of the Valley Hospital **Location:** Q 1 Intensive Care Unit
 61 F 07/13/1961 **Med Rec Num:** MR01483046

Room-Bed: QI007-A
Visit: QH0054940416

Vital Signs - Continued

Temperature	11/10/22 15:00	11/10/22 15:01	11/10/22 15:06
Temperature Source			
Pulse Rate	117 H	122 H	121 H
Pulse Rhythm [Bilateral Dorsalis Pedis]			
Pulse Rhythm [Bilateral Radial]			
Pulse Strength [Bilateral Dorsalis Pedis]			
Pulse Strength [Bilateral Radial]			
Respiratory Rate			
Respiratory Effort			
Respiratory Depth			
Respiratory Pattern			
Blood Pressure		129/56 H	129/62 H
Blood Pressure Mean		75	76
Blood Pressure Location			
Pulse Oximetry			
O2 Delivery			
Oxygen Flow Rate			
FI02			
Sepsis Action Taken by Nursing			
Temperature	11/10/22 15:11	11/10/22 15:16	11/10/22 15:21
Temperature Source			
Pulse Rate	118 H	117 H	119 H
Pulse Rhythm [Bilateral Dorsalis Pedis]			
Pulse Rhythm [Bilateral Radial]			
Pulse Strength [Bilateral Dorsalis Pedis]			
Pulse Strength [Bilateral Radial]			
Respiratory Rate			
Respiratory Effort			
Respiratory Depth			
Respiratory Pattern			

Lyons, Kathleen A

Facility: Queen of the Valley Hospital **Location:** Q 1 Intensive Care Unit
 61 F 07/13/1961 **Med Rec Num:** MR01483046

Room-Bed: QI007-A
Visit: QH0054940416

Vital Signs - Continued

Blood Pressure	125/56 H	123/57 H	123/56 H
Blood Pressure Mean	72	71	70
Blood Pressure Location			
Pulse Oximetry			
O2 Delivery			
Oxygen Flow Rate			
FI02			
Sepsis Action Taken by Nursing			

Temperature	11/10/22 15:26	11/10/22 15:30	11/10/22 15:31
Temperature Source			
Pulse Rate	121 H	120 H	120 H
Pulse Rhythm [Bilateral Dorsalis Pedis]			
Pulse Rhythm [Bilateral Radial]			
Pulse Strength [Bilateral Dorsalis Pedis]			
Pulse Strength [Bilateral Radial]			
Respiratory Rate			
Respiratory Effort			
Respiratory Depth			
Respiratory Pattern			
Blood Pressure	123/60 H		139/73 H
Blood Pressure Mean	72		87
Blood Pressure Location			
Pulse Oximetry			
O2 Delivery			
Oxygen Flow Rate			
FI02			
Sepsis Action Taken by Nursing			

Temperature	11/10/22 15:32	11/10/22 15:36	11/10/22 15:41
Temperature Source			

Lyons, Kathleen A

Facility: Queen of the Valley Hospital **Location:** Q 1 Intensive Care Unit
 61 F 07/13/1961 **Med Rec Num:** MR01483046

Room-Bed: QI007-A
Visit: QH0054940416

Vital Signs - Continued

Pulse Rate	120 H	118 H	115 H
Pulse Rhythm [Bilateral Dorsalis Pedis]			
Pulse Rhythm [Bilateral Radial]			
Pulse Strength [Bilateral Dorsalis Pedis]			
Pulse Strength [Bilateral Radial]			
Respiratory Rate			
Respiratory Effort			
Respiratory Depth			
Respiratory Pattern			
Blood Pressure		123/49 H	127/51 H
Blood Pressure Mean		67	66
Blood Pressure Location			
Pulse Oximetry		100	100
O2 Delivery			
Oxygen Flow Rate			
FI02			
Sepsis Action Taken by Nursing			

Temperature	11/10/22 15:46	11/10/22 15:51	11/10/22 15:56
Temperature Source			
Pulse Rate	114 H	113 H	114 H
Pulse Rhythm [Bilateral Dorsalis Pedis]			
Pulse Rhythm [Bilateral Radial]			
Pulse Strength [Bilateral Dorsalis Pedis]			
Pulse Strength [Bilateral Radial]			
Respiratory Rate			
Respiratory Effort			
Respiratory Depth			
Respiratory Pattern			
Blood Pressure	126/50 H	124/49 H	129/50 H
Blood Pressure Mean	67	66	69
Blood Pressure Location			
Pulse Oximetry	100	100	100
O2 Delivery			

Lyons, Kathleen A

Facility: Queen of the Valley Hospital **Location:** Q 1 Intensive Care Unit
 61 F 07/13/1961 **Med Rec Num:** MR01483046

Room-Bed: QI007-A
Visit: QH0054940416

Vital Signs - Continued

Oxygen Flow Rate				
FI02				
Sepsis Action Taken by Nursing				

Temperature		11/10/22 16:00	11/10/22 12:15	11/10/22 16:05
Temperature Source		Temporal Artery Scan		
Pulse Rate		116 H	103 H	118 H
Pulse Rhythm [Bilateral Dorsalis Pedis]				
Pulse Rhythm [Bilateral Radial]				
Pulse Strength [Bilateral Dorsalis Pedis]				
Pulse Strength [Bilateral Radial]				
Respiratory Rate			22 H	20
Respiratory Effort				
Respiratory Depth				
Respiratory Pattern				
Blood Pressure			119/47 L	
Blood Pressure Mean				
Blood Pressure Location				
Pulse Oximetry			99	99
O2 Delivery				
Oxygen Flow Rate				
FI02			28	28
Sepsis Action Taken by Nursing				

Temperature		11/10/22 16:00	11/10/22 16:00	11/10/22 16:01
Temperature Source				
Pulse Rate				116 H
Pulse Rhythm [Bilateral Dorsalis Pedis]				
Pulse Rhythm [Bilateral Radial]				
Pulse Strength [Bilateral Dorsalis Pedis]				

Lyons, Kathleen A

Facility: Queen of the Valley Hospital **Location:** Q 1 Intensive Care Unit
 61 F 07/13/1961 **Med Rec Num:** MR01483046

Room-Bed: QI007-A
Visit: QH0054940416

Vital Signs - Continued

Pulse Strength [Bilateral Radial]			
Respiratory Rate			
Respiratory Effort	Mechanically Ventilated		
Respiratory Depth	Normal		
Respiratory Pattern	Normal		
Blood Pressure			136/50 H
Blood Pressure Mean			68
Blood Pressure Location			
Pulse Oximetry			100
O2 Delivery			
Oxygen Flow Rate			
FI02			28
Sepsis Action Taken by Nursing			

Temperature		11/10/22 16:06	11/10/22 16:11	11/10/22 16:16
Temperature Source				
Pulse Rate		115 H	116 H	116 H
Pulse Rhythm [Bilateral Dorsalis Pedis]				
Pulse Rhythm [Bilateral Radial]				
Pulse Strength [Bilateral Dorsalis Pedis]				
Pulse Strength [Bilateral Radial]				
Respiratory Rate				
Respiratory Effort				
Respiratory Depth				
Respiratory Pattern				
Blood Pressure		131/50 H	131/49 H	138/53 H
Blood Pressure Mean		69	68	72
Blood Pressure Location				
Pulse Oximetry		100	100	100
O2 Delivery				
Oxygen Flow Rate				
FI02				
Sepsis Action Taken by Nursing				

Lyons, Kathleen A

Facility: Queen of the Valley Hospital **Location:** Q 1 Intensive Care Unit
 61 F 07/13/1961 **Med Rec Num:** MR01483046

Room-Bed: QI007-A
Visit: QH0054940416

Vital Signs - Continued

Temperature	11/10/22 16:21	11/10/22 16:26	11/10/22 16:30
Temperature Source			
Pulse Rate	116 H	116 H	102 H
Pulse Rhythm [Bilateral Dorsalis Pedis]			
Pulse Rhythm [Bilateral Radial]			
Pulse Strength [Bilateral Dorsalis Pedis]			
Pulse Strength [Bilateral Radial]			
Respiratory Rate			
Respiratory Effort			
Respiratory Depth			
Respiratory Pattern			
Blood Pressure	141/53 H	127/51 H	
Blood Pressure Mean	69	68	
Blood Pressure Location			
Pulse Oximetry	100	100	
O2 Delivery			
Oxygen Flow Rate			
FI02			
Sepsis Action Taken by Nursing			
Temperature	11/10/22 16:31	11/10/22 16:36	11/10/22 16:41
Temperature Source			
Pulse Rate	101 H	102 H	102 H
Pulse Rhythm [Bilateral Dorsalis Pedis]			
Pulse Rhythm [Bilateral Radial]			
Pulse Strength [Bilateral Dorsalis Pedis]			
Pulse Strength [Bilateral Radial]			
Respiratory Rate			
Respiratory Effort			
Respiratory Depth			
Respiratory Pattern			

Lyons, Kathleen A

Facility: Queen of the Valley Hospital **Location:** Q 1 Intensive Care Unit
 61 F 07/13/1961 **Med Rec Num:** MR01483046

Room-Bed: QI007-A
Visit: QH0054940416

Vital Signs - Continued

Blood Pressure	110/50 L	109/54 L	107/52 L
Blood Pressure Mean	62	66	63
Blood Pressure Location			
Pulse Oximetry	100	100	100
O2 Delivery			
Oxygen Flow Rate			
FI02			
Sepsis Action Taken by Nursing			

Temperature	11/10/22 16:46	11/10/22 16:50	11/10/22 16:56
Temperature Source			
Pulse Rate	109 H	102 H	102 H
Pulse Rhythm [Bilateral Dorsalis Pedis]			
Pulse Rhythm [Bilateral Radial]			
Pulse Strength [Bilateral Dorsalis Pedis]			
Pulse Strength [Bilateral Radial]			
Respiratory Rate			
Respiratory Effort			
Respiratory Depth			
Respiratory Pattern			
Blood Pressure	94/57 L	110/57 L	111/51 L
Blood Pressure Mean	66	69	65
Blood Pressure Location			
Pulse Oximetry	99		100
O2 Delivery			
Oxygen Flow Rate			
FI02			
Sepsis Action Taken by Nursing			

Temperature	11/10/22 17:00	11/10/22 17:01	11/10/22 17:06
Temperature Source			

Lyons, Kathleen A

Facility: Queen of the Valley Hospital **Location:** Q 1 Intensive Care Unit
 61 F 07/13/1961 **Med Rec Num:** MR01483046

Room-Bed: QI007-A
Visit: QH0054940416

Vital Signs - Continued

Pulse Rate	101 H	101 H	101 H
Pulse Rhythm [Bilateral Dorsalis Pedis]			
Pulse Rhythm [Bilateral Radial]			
Pulse Strength [Bilateral Dorsalis Pedis]			
Pulse Strength [Bilateral Radial]			
Respiratory Rate			
Respiratory Effort			
Respiratory Depth			
Respiratory Pattern			
Blood Pressure		110/51 L	108/52 L
Blood Pressure Mean		65	63
Blood Pressure Location			
Pulse Oximetry		100	100
O2 Delivery			
Oxygen Flow Rate			
FI02			
Sepsis Action Taken by Nursing			

Temperature	11/10/22 17:10	11/10/22 17:16	11/10/22 17:21
Temperature Source			
Pulse Rate	103 H	99	100
Pulse Rhythm [Bilateral Dorsalis Pedis]			
Pulse Rhythm [Bilateral Radial]			
Pulse Strength [Bilateral Dorsalis Pedis]			
Pulse Strength [Bilateral Radial]			
Respiratory Rate			
Respiratory Effort			
Respiratory Depth			
Respiratory Pattern			
Blood Pressure	117/54 L	109/53 L	113/50 L
Blood Pressure Mean	67	65	62
Blood Pressure Location			
Pulse Oximetry		100	100
O2 Delivery			

Lyons, Kathleen A

Facility: Queen of the Valley Hospital **Location:** Q 1 Intensive Care Unit
 61 F 07/13/1961 **Med Rec Num:** MR01483046

Room-Bed: QI007-A
Visit: QH0054940416

Vital Signs - Continued

Oxygen Flow Rate			
FI02			
Sepsis Action Taken by Nursing			

Temperature	11/10/22 17:26	11/10/22 17:27	11/10/22 17:30
Temperature Source			
Pulse Rate	99	100	101 H
Pulse Rhythm [Bilateral Dorsalis Pedis]			
Pulse Rhythm [Bilateral Radial]			
Pulse Strength [Bilateral Dorsalis Pedis]			
Pulse Strength [Bilateral Radial]			
Respiratory Rate			
Respiratory Effort			
Respiratory Depth			
Respiratory Pattern			
Blood Pressure	112/49 L		
Blood Pressure Mean	64		
Blood Pressure Location			
Pulse Oximetry	100	100	
O2 Delivery			
Oxygen Flow Rate			
FI02			
Sepsis Action Taken by Nursing			

Temperature	11/10/22 17:31	11/10/22 17:36	11/10/22 17:41
Temperature Source			
Pulse Rate	100	100	99
Pulse Rhythm [Bilateral Dorsalis Pedis]			
Pulse Rhythm [Bilateral Radial]			
Pulse Strength [Bilateral Dorsalis Pedis]			
Pulse Strength [Bilateral Radial]			

Lyons, Kathleen A

Facility: Queen of the Valley Hospital **Location:** Q 1 Intensive Care Unit
 61 F 07/13/1961 **Med Rec Num:** MR01483046

Room-Bed: QI007-A
Visit: QH0054940416

Vital Signs - Continued

Respiratory Rate			
Respiratory Effort			
Respiratory Depth			
Respiratory Pattern			
Blood Pressure	112/52 L	114/49 L	112/51 L
Blood Pressure Mean	66	64	64
Blood Pressure Location			
Pulse Oximetry	100	100	100
O2 Delivery			
Oxygen Flow Rate			
FI02			
Sepsis Action Taken by Nursing			

Temperature	11/10/22 17:46	11/10/22 17:51	11/10/22 17:56
Temperature Source			
Pulse Rate	99	101 H	100
Pulse Rhythm [Bilateral Dorsalis Pedis]			
Pulse Rhythm [Bilateral Radial]			
Pulse Strength [Bilateral Dorsalis Pedis]			
Pulse Strength [Bilateral Radial]			
Respiratory Rate			
Respiratory Effort			
Respiratory Depth			
Respiratory Pattern			
Blood Pressure	112/54 L	117/55 L	118/53 L
Blood Pressure Mean	67	69	66
Blood Pressure Location			
Pulse Oximetry	100	100	100
O2 Delivery			
Oxygen Flow Rate			
FI02			
Sepsis Action Taken by Nursing			

Lyons, Kathleen A

Facility: Queen of the Valley Hospital
 61 F 07/13/1961

Location: Q 1 Intensive Care Unit
Med Rec Num: MR01483046

Room-Bed: QI007-A
Visit: QH0054940416

Vital Signs - Continued

Temperature	11/10/22 18:00	11/10/22 18:01	11/10/22 16:00
Temperature Source			
Pulse Rate	98	99	115 H
Pulse Rhythm [Bilateral Dorsalis Pedis]			
Pulse Rhythm [Bilateral Radial]			
Pulse Strength [Bilateral Dorsalis Pedis]			
Pulse Strength [Bilateral Radial]			
Respiratory Rate			
Respiratory Effort			
Respiratory Depth			
Respiratory Pattern			
Blood Pressure		115/51 L	
Blood Pressure Mean		65	
Blood Pressure Location			
Pulse Oximetry		100	
O2 Delivery			
Oxygen Flow Rate			
FI02			
Sepsis Action Taken by Nursing			

Temperature	11/10/22 20:00	11/10/22 20:00	11/10/22 20:00
Temperature Source			
Pulse Rate			
Pulse Rhythm [Bilateral Dorsalis Pedis]			
Pulse Rhythm [Bilateral Radial]			
Pulse Strength [Bilateral Dorsalis Pedis]			
Pulse Strength [Bilateral Radial]			
Respiratory Rate			
Respiratory Effort			Mechanically Ventilated
Respiratory Depth			Normal

Lyons, Kathleen A

Facility: Queen of the Valley Hospital **Location:** Q 1 Intensive Care Unit
 61 F 07/13/1961 **Med Rec Num:** MR01483046

Room-Bed: QI007-A
Visit: QH0054940416

Vital Signs - Continued

Respiratory Pattern			Normal
Blood Pressure			
Blood Pressure Mean			
Blood Pressure Location			
Pulse Oximetry			
O2 Delivery			
Oxygen Flow Rate			
FI02	28		
Sepsis Action Taken by Nursing		No Action Required	

Temperature	11/10/22 20:00	11/10/22 18:15	11/10/22 18:30
Temperature Source			
Pulse Rate	99	100	96
Pulse Rhythm [Bilateral Dorsalis Pedis]			
Pulse Rhythm [Bilateral Radial]			
Pulse Strength [Bilateral Dorsalis Pedis]			
Pulse Strength [Bilateral Radial]			
Respiratory Rate			
Respiratory Effort			
Respiratory Depth			
Respiratory Pattern			
Blood Pressure		111/51 L	122/52 H
Blood Pressure Mean		71	75
Blood Pressure Location			
Pulse Oximetry		100	100
O2 Delivery			
Oxygen Flow Rate			
FI02			
Sepsis Action Taken by Nursing			
	11/10/22 18:45	11/10/22 19:00	11/10/22 19:15

Lyons, Kathleen A

Facility: Queen of the Valley Hospital **Location:** Q 1 Intensive Care Unit
 61 F 07/13/1961 **Med Rec Num:** MR01483046

Room-Bed: QI007-A
Visit: QH0054940416

Vital Signs - Continued

Temperature			
Temperature Source			
Pulse Rate		95	96
Pulse Rhythm [Bilateral Dorsalis Pedis]			98
Pulse Rhythm [Bilateral Radial]			
Pulse Strength [Bilateral Dorsalis Pedis]			
Pulse Strength [Bilateral Radial]			
Respiratory Rate			
Respiratory Effort			
Respiratory Depth			
Respiratory Pattern			
Blood Pressure	116/49 L	128/50 H	129/52 H
Blood Pressure Mean	71	76	77
Blood Pressure Location			
Pulse Oximetry	100	100	100
O2 Delivery			
Oxygen Flow Rate			
FI02			
Sepsis Action Taken by Nursing			

Temperature	11/10/22	11/10/22	11/10/22
Temperature Source	19:30	19:45	20:00
Pulse Rate	99	97	100
Pulse Rhythm [Bilateral Dorsalis Pedis]			
Pulse Rhythm [Bilateral Radial]			
Pulse Strength [Bilateral Dorsalis Pedis]			
Pulse Strength [Bilateral Radial]			
Respiratory Rate			17
Respiratory Effort			
Respiratory Depth			
Respiratory Pattern			
Blood Pressure	132/53 H	119/53 L	122/51 H
Blood Pressure Mean	79	75	74

Lyons, Kathleen A

Facility: Queen of the Valley Hospital **Location:** Q 1 Intensive Care Unit
 61 F 07/13/1961 **Med Rec Num:** MR01483046

Room-Bed: QI007-A
Visit: QH0054940416

Vital Signs - Continued

Blood Pressure Location				
Pulse Oximetry	100	100		100
O2 Delivery				
Oxygen Flow Rate				
FI02				
Sepsis Action Taken by Nursing				

	11/10/22 20:15	11/10/22 20:30	11/10/22 19:24
Temperature			
Temperature Source			
Pulse Rate	101 H	100	97
Pulse Rhythm [Bilateral Dorsalis Pedis]			
Pulse Rhythm [Bilateral Radial]			
Pulse Strength [Bilateral Dorsalis Pedis]			
Pulse Strength [Bilateral Radial]			19
Respiratory Rate			
Respiratory Effort			
Respiratory Depth			
Respiratory Pattern			
Blood Pressure	118/54 L	116/50 L	119/53 L
Blood Pressure Mean	75	72	
Blood Pressure Location			
Pulse Oximetry	100	100	99
O2 Delivery			
Oxygen Flow Rate			
FI02			28
Sepsis Action Taken by Nursing			

	11/10/22 20:45	11/10/22 21:00	11/10/22 21:15
Temperature			
Temperature Source			
Pulse Rate	102 H	100	103 H
Pulse Rhythm [Bilateral Dorsalis Pedis]			

Lyons, Kathleen A

Facility: Queen of the Valley Hospital **Location:** Q 1 Intensive Care Unit
 61 F 07/13/1961 **Med Rec Num:** MR01483046

Room-Bed: QI007-A
Visit: QH0054940416

Vital Signs - Continued

Pulse Rhythm [Bilateral Radial]			
Pulse Strength [Bilateral Dorsalis Pedis]			
Pulse Strength [Bilateral Radial]			
Respiratory Rate			
Respiratory Effort			
Respiratory Depth			
Respiratory Pattern			
Blood Pressure	115/54 L	125/52 H	125/52 H
Blood Pressure Mean	74	76	76
Blood Pressure Location			
Pulse Oximetry	100	100	100
O2 Delivery			
Oxygen Flow Rate			
FI02			
Sepsis Action Taken by Nursing			

	11/10/22 21:30	11/10/22 21:45	11/10/22 22:00
Temperature			
Temperature Source			
Pulse Rate	99	104 H	102 H
Pulse Rhythm [Bilateral Dorsalis Pedis]			
Pulse Rhythm [Bilateral Radial]			
Pulse Strength [Bilateral Dorsalis Pedis]			
Pulse Strength [Bilateral Radial]			
Respiratory Rate			
Respiratory Effort			
Respiratory Depth			
Respiratory Pattern			
Blood Pressure	117/50 L	127/56 H	132/52 H
Blood Pressure Mean	72	79	78
Blood Pressure Location			
Pulse Oximetry	100	100	100
O2 Delivery			
Oxygen Flow Rate			
FI02			

Lyons, Kathleen A

Facility: Queen of the Valley Hospital **Location:** Q 1 Intensive Care Unit
 61 F 07/13/1961 **Med Rec Num:** MR01483046

Room-Bed: QI007-A
Visit: QH0054940416

Vital Signs - Continued

Sepsis Action Taken by Nursing

Temperature	11/10/22 23:59	11/10/22 23:59	11/10/22 23:59
Temperature Source			
Pulse Rate			100
Pulse Rhythm [Bilateral Dorsalis Pedis]			
Pulse Rhythm [Bilateral Radial]			
Pulse Strength [Bilateral Dorsalis Pedis]			
Pulse Strength [Bilateral Radial]			
Respiratory Rate			
Respiratory Effort		Mechanically Ventilated	
Respiratory Depth		Normal	
Respiratory Pattern		Normal	
Blood Pressure			
Blood Pressure Mean			
Blood Pressure Location			
Pulse Oximetry			
O2 Delivery			
Oxygen Flow Rate			
FIO2	28		
Sepsis Action Taken by Nursing			

Temperature	11/10/22 22:30	11/10/22 23:00	11/10/22 23:30
Temperature Source			
Pulse Rate	105 H	106 H	111 H
Pulse Rhythm [Bilateral Dorsalis Pedis]			
Pulse Rhythm [Bilateral Radial]			
Pulse Strength [Bilateral Dorsalis Pedis]			
Pulse Strength [Bilateral Radial]			
Respiratory Rate			

Lyons, Kathleen A

Facility: Queen of the Valley Hospital **Location:** Q 1 Intensive Care Unit
 61 F 07/13/1961 **Med Rec Num:** MR01483046

Room-Bed: QI007-A
Visit: QH0054940416

Vital Signs - Continued

Respiratory Effort			
Respiratory Depth			
Respiratory Pattern			
Blood Pressure	125/53 H	141/50 H	124/51 H
Blood Pressure Mean	77	80	75
Blood Pressure Location			
Pulse Oximetry	100	100	100
O2 Delivery			
Oxygen Flow Rate			
FI02			
Sepsis Action Taken by Nursing			

Temperature		11/11/22 00:00	11/11/22 00:30	11/11/22 00:31
Temperature Source		Temporal Artery Scan		
Pulse Rate		101 H	106 H	104 H
Pulse Rhythm [Bilateral Dorsalis Pedis]				
Pulse Rhythm [Bilateral Radial]				
Pulse Strength [Bilateral Dorsalis Pedis]				
Pulse Strength [Bilateral Radial]		19		
Respiratory Rate				
Respiratory Effort				
Respiratory Depth				
Respiratory Pattern				
Blood Pressure		121/50 H	134/53 H	134/53 H
Blood Pressure Mean		73	80	71
Blood Pressure Location				
Pulse Oximetry		99	98	98
O2 Delivery				
Oxygen Flow Rate				
FI02				
Sepsis Action Taken by Nursing				

Lyons, Kathleen A

Facility: Queen of the Valley Hospital **Location:** Q 1 Intensive Care Unit
 61 F 07/13/1961 **Med Rec Num:** MR01483046

Room-Bed: QI007-A
Visit: QH0054940416

Vital Signs - Continued

	11/10/22 23:00	11/11/22 01:00	11/11/22 01:30
Temperature			
Temperature Source			
Pulse Rate	104 H	101 H	101 H
Pulse Rhythm [Bilateral Dorsalis Pedis]			
Pulse Rhythm [Bilateral Radial]			
Pulse Strength [Bilateral Dorsalis Pedis]			
Pulse Strength [Bilateral Radial]			
Respiratory Rate	21 H		
Respiratory Effort			
Respiratory Depth			
Respiratory Pattern			
Blood Pressure	131/49 H	128/54 H	128/55 H
Blood Pressure Mean		78	79
Blood Pressure Location			
Pulse Oximetry	100	97	98
O2 Delivery			
Oxygen Flow Rate			
FI02	28		
Sepsis Action Taken by Nursing			
	11/11/22 02:00	11/11/22 02:30	11/11/22 03:54
Temperature			
Temperature Source			
Pulse Rate	107 H	104 H	106 H
Pulse Rhythm [Bilateral Dorsalis Pedis]			
Pulse Rhythm [Bilateral Radial]			
Pulse Strength [Bilateral Dorsalis Pedis]			
Pulse Strength [Bilateral Radial]			
Respiratory Rate			20
Respiratory Effort			
Respiratory Depth			
Respiratory Pattern			

Lyons, Kathleen A

Facility: Queen of the Valley Hospital **Location:** Q 1 Intensive Care Unit
 61 F 07/13/1961 **Med Rec Num:** MR01483046

Room-Bed: QI007-A
Visit: QH0054940416

Vital Signs - Continued

Blood Pressure	130/56 H	138/54 H	151/60 H
Blood Pressure Mean	80	82	
Blood Pressure Location			
Pulse Oximetry	100	98	100
O2 Delivery			
Oxygen Flow Rate			
FI02			28
Sepsis Action Taken by Nursing			

Temperature	11/11/22 04:00	11/11/22 04:00	11/11/22 04:00
Temperature Source			
Pulse Rate	115 H		
Pulse Rhythm [Bilateral Dorsalis Pedis]			
Pulse Rhythm [Bilateral Radial]			
Pulse Strength [Bilateral Dorsalis Pedis]			
Pulse Strength [Bilateral Radial]			
Respiratory Rate			
Respiratory Effort			Mechanically Ventilated
Respiratory Depth			Normal
Respiratory Pattern			Normal
Blood Pressure			
Blood Pressure Mean			
Blood Pressure Location			
Pulse Oximetry			
O2 Delivery			
Oxygen Flow Rate			
FI02		28	
Sepsis Action Taken by Nursing			

Temperature	11/11/22 03:00	11/11/22 03:30	11/11/22 04:00
Temperature			98.2 F

Lyons, Kathleen A

Facility: Queen of the Valley Hospital **Location:** Q 1 Intensive Care Unit
 61 F 07/13/1961 **Med Rec Num:** MR01483046

Room-Bed: QI007-A
Visit: QH0054940416

Vital Signs - Continued

Temperature Source			Temporal Artery Scan
Pulse Rate	106 H	106 H	109 H
Pulse Rhythm [Bilateral Dorsalis Pedis]			
Pulse Rhythm [Bilateral Radial]			
Pulse Strength [Bilateral Dorsalis Pedis]			
Pulse Strength [Bilateral Radial]			
Respiratory Rate			19
Respiratory Effort			
Respiratory Depth			
Respiratory Pattern			
Blood Pressure	142/53 H	133/54 H	144/60 H
Blood Pressure Mean	82	80	88
Blood Pressure Location			
Pulse Oximetry	98	98	98
O2 Delivery			
Oxygen Flow Rate			
FI02			
Sepsis Action Taken by Nursing			

Temperature	11/11/22 04:30	11/11/22 05:00	11/11/22 05:30
Temperature Source			
Pulse Rate	106 H	104 H	101 H
Pulse Rhythm [Bilateral Dorsalis Pedis]			
Pulse Rhythm [Bilateral Radial]			
Pulse Strength [Bilateral Dorsalis Pedis]			
Pulse Strength [Bilateral Radial]			
Respiratory Rate			
Respiratory Effort			
Respiratory Depth			
Respiratory Pattern			
Blood Pressure	129/59 H	132/60 H	
Blood Pressure Mean	82	84	
Blood Pressure Location			

Lyons, Kathleen A

Facility: Queen of the Valley Hospital **Location:** Q 1 Intensive Care Unit
 61 F 07/13/1961 **Med Rec Num:** MR01483046

Room-Bed: QI007-A
Visit: QH0054940416

Vital Signs - Continued

Pulse Oximetry	98	98	99
O2 Delivery			
Oxygen Flow Rate			
FIO2			
Sepsis Action Taken by Nursing			

Temperature	11/11/22 06:00	11/11/22 07:14	11/11/22 08:00
Temperature Source			
Pulse Rate	107 H	102 H	
Pulse Rhythm [Bilateral Dorsalis Pedis]			
Pulse Rhythm [Bilateral Radial]			
Pulse Strength [Bilateral Dorsalis Pedis]			
Pulse Strength [Bilateral Radial]			
Respiratory Rate		20	
Respiratory Effort			
Respiratory Depth			
Respiratory Pattern			
Blood Pressure	126/65 H	129/61 H	
Blood Pressure Mean	85		
Blood Pressure Location			
Pulse Oximetry	98	97	
O2 Delivery			
Oxygen Flow Rate			
FIO2		28	
Sepsis Action Taken by Nursing			No Action Required

Temperature	11/11/22 08:00	11/11/22 08:00	11/11/22 08:00
Temperature Source			
Pulse Rate	104 H		
Pulse Rhythm [Bilateral Dorsalis Pedis]			

Lyons, Kathleen A

Facility: Queen of the Valley Hospital **Location:** Q 1 Intensive Care Unit
 61 F 07/13/1961 **Med Rec Num:** MR01483046

Room-Bed: QI007-A
Visit: QH0054940416

Vital Signs - Continued

Pulse Rhythm [Bilateral Radial]			
Pulse Strength [Bilateral Dorsalis Pedis]			
Pulse Strength [Bilateral Radial]			
Respiratory Rate			
Respiratory Effort		Mechanically Ventilated	
Respiratory Depth		Normal	
Respiratory Pattern		Normal	
Blood Pressure			
Blood Pressure Mean			
Blood Pressure Location			
Pulse Oximetry			
O2 Delivery			
Oxygen Flow Rate			
FI02			28
Sepsis Action Taken by Nursing			

Temperature	11/11/22 12:00	11/11/22 12:00	11/11/22 12:00
Temperature Source			
Pulse Rate	94		
Pulse Rhythm [Bilateral Dorsalis Pedis]			
Pulse Rhythm [Bilateral Radial]			
Pulse Strength [Bilateral Dorsalis Pedis]			
Pulse Strength [Bilateral Radial]			
Respiratory Rate			
Respiratory Effort		Mechanically Ventilated	
Respiratory Depth		Normal	
Respiratory Pattern		Normal	
Blood Pressure			
Blood Pressure Mean			
Blood Pressure Location			
Pulse Oximetry			
O2 Delivery			

Lyons, Kathleen A

Facility: Queen of the Valley Hospital **Location:** Q 1 Intensive Care Unit
 61 F 07/13/1961 **Med Rec Num:** MR01483046

Room-Bed: QI007-A
Visit: QH0054940416

Vital Signs - Continued

Oxygen Flow Rate			
FIO2			28
Sepsis Action Taken by Nursing			

Temperature	11/11/22 16:00	11/11/22 16:00	11/11/22 16:00
Temperature Source			
Pulse Rate			91
Pulse Rhythm [Bilateral Dorsalis Pedis]			
Pulse Rhythm [Bilateral Radial]			
Pulse Strength [Bilateral Dorsalis Pedis]			
Pulse Strength [Bilateral Radial]			
Respiratory Rate			
Respiratory Effort	Mechanically Ventilated		
Respiratory Depth	Normal		
Respiratory Pattern	Normal		
Blood Pressure			
Blood Pressure Mean			
Blood Pressure Location			
Pulse Oximetry			
O2 Delivery			
Oxygen Flow Rate			
FIO2			28
Sepsis Action Taken by Nursing			

Temperature	11/11/22 06:02	11/11/22 06:16	11/11/22 06:30
Temperature Source			
Pulse Rate	103 H	102 H	100
Pulse Rhythm [Bilateral Dorsalis Pedis]			
Pulse Rhythm [Bilateral Radial]			
Pulse Strength [Bilateral Dorsalis Pedis]			

Lyons, Kathleen A

Facility: Queen of the Valley Hospital **Location:** Q 1 Intensive Care Unit
 61 F 07/13/1961 **Med Rec Num:** MR01483046

Room-Bed: QI007-A
Visit: QH0054940416

Vital Signs - Continued

Pulse Strength [Bilateral Radial]			
Respiratory Rate			
Respiratory Effort			
Respiratory Depth			
Respiratory Pattern			
Blood Pressure		128/65 H	
Blood Pressure Mean		79	
Blood Pressure Location			
Pulse Oximetry		98	98
O2 Delivery			
Oxygen Flow Rate			
FIO2			
Sepsis Action Taken by Nursing			

Temperature	11/11/22 06:31	11/11/22 06:46	11/11/22 07:00
Temperature Source			
Pulse Rate	105 H	102 H	101 H
Pulse Rhythm [Bilateral Dorsalis Pedis]			
Pulse Rhythm [Bilateral Radial]			
Pulse Strength [Bilateral Dorsalis Pedis]			
Pulse Strength [Bilateral Radial]			
Respiratory Rate			
Respiratory Effort			
Respiratory Depth			
Respiratory Pattern			
Blood Pressure	135/58 H	131/63 H	
Blood Pressure Mean	75	77	
Blood Pressure Location			
Pulse Oximetry	98	98	
O2 Delivery			
Oxygen Flow Rate			
FIO2			
Sepsis Action Taken by Nursing			

Lyons, Kathleen A

Facility: Queen of the Valley Hospital **Location:** Q 1 Intensive Care Unit
 61 F 07/13/1961 **Med Rec Num:** MR01483046

Room-Bed: QI007-A
Visit: QH0054940416

Vital Signs - Continued

	11/11/22 07:01	11/11/22 07:16	11/11/22 07:30
Temperature			
Temperature Source			
Pulse Rate	101 H	102 H	101 H
Pulse Rhythm [Bilateral Dorsalis Pedis]			
Pulse Rhythm [Bilateral Radial]			
Pulse Strength [Bilateral Dorsalis Pedis]			
Pulse Strength [Bilateral Radial]			
Respiratory Rate			
Respiratory Effort			
Respiratory Depth			
Respiratory Pattern			
Blood Pressure	129/61 H	135/67 H	
Blood Pressure Mean	77	82	
Blood Pressure Location			
Pulse Oximetry	98	99	
O2 Delivery			
Oxygen Flow Rate			
FI02			
Sepsis Action Taken by Nursing			

	11/11/22 07:31	11/11/22 07:53	11/11/22 08:00
Temperature			98 F
Temperature Source			Temporal Artery Scan
Pulse Rate	102 H	103 H	105 H
Pulse Rhythm [Bilateral Dorsalis Pedis]			
Pulse Rhythm [Bilateral Radial]			
Pulse Strength [Bilateral Dorsalis Pedis]			
Pulse Strength [Bilateral Radial]			
Respiratory Rate			
Respiratory Effort			
Respiratory Depth			

Lyons, Kathleen A

Facility: Queen of the Valley Hospital **Location:** Q 1 Intensive Care Unit
 61 F 07/13/1961 **Med Rec Num:** MR01483046

Room-Bed: QI007-A
Visit: QH0054940416

Vital Signs - Continued

Respiratory Pattern			
Blood Pressure	132/58 H	137/55 H	
Blood Pressure Mean	75	73	
Blood Pressure Location			
Pulse Oximetry	98		
O2 Delivery			
Oxygen Flow Rate			
FI02			
Sepsis Action Taken by Nursing			

Temperature	11/11/22 08:01	11/11/22 08:16	11/11/22 08:30
Temperature Source			
Pulse Rate	104 H	106 H	103 H
Pulse Rhythm [Bilateral Dorsalis Pedis]			
Pulse Rhythm [Bilateral Radial]			
Pulse Strength [Bilateral Dorsalis Pedis]			
Pulse Strength [Bilateral Radial]			
Respiratory Rate			
Respiratory Effort			
Respiratory Depth			
Respiratory Pattern			
Blood Pressure	128/55 H	128/55 H	
Blood Pressure Mean	71	71	
Blood Pressure Location			
Pulse Oximetry			
O2 Delivery			
Oxygen Flow Rate			
FI02			
Sepsis Action Taken by Nursing			
Temperature	11/11/22 08:31	11/11/22 08:46	11/11/22 09:00

Lyons, Kathleen A

Facility: Queen of the Valley Hospital **Location:** Q 1 Intensive Care Unit
 61 F 07/13/1961 **Med Rec Num:** MR01483046

Room-Bed: QI007-A
Visit: QH0054940416

Vital Signs - Continued

Temperature Source			
Pulse Rate	102 H	102 H	100
Pulse Rhythm [Bilateral Dorsalis Pedis]			
Pulse Rhythm [Bilateral Radial]			
Pulse Strength [Bilateral Dorsalis Pedis]			
Pulse Strength [Bilateral Radial]			
Respiratory Rate			
Respiratory Effort			
Respiratory Depth			
Respiratory Pattern			
Blood Pressure	120/55 L	128/56 H	
Blood Pressure Mean	72	72	
Blood Pressure Location			
Pulse Oximetry			
O2 Delivery			
Oxygen Flow Rate			
FI02			
Sepsis Action Taken by Nursing			

Temperature	11/11/22 09:16	11/11/22 09:30	11/11/22 09:31
Temperature Source			
Pulse Rate	98	98	97
Pulse Rhythm [Bilateral Dorsalis Pedis]			
Pulse Rhythm [Bilateral Radial]			
Pulse Strength [Bilateral Dorsalis Pedis]			
Pulse Strength [Bilateral Radial]			
Respiratory Rate			
Respiratory Effort			
Respiratory Depth			
Respiratory Pattern			
Blood Pressure	121/56 H		117/54 L
Blood Pressure Mean	72		70
Blood Pressure Location			
Pulse Oximetry	99	98	98

Lyons, Kathleen A

Facility: Queen of the Valley Hospital **Location:** Q 1 Intensive Care Unit
 61 F 07/13/1961 **Med Rec Num:** MR01483046

Room-Bed: QI007-A
Visit: QH0054940416

Vital Signs - Continued

O2 Delivery			
Oxygen Flow Rate			
FI02			
Sepsis Action Taken by Nursing			

	11/11/22 09:46	11/11/22 10:00	11/11/22 10:01
Temperature			
Temperature Source			
Pulse Rate	99	97	98
Pulse Rhythm [Bilateral Dorsalis Pedis]			
Pulse Rhythm [Bilateral Radial]			
Pulse Strength [Bilateral Dorsalis Pedis]			
Pulse Strength [Bilateral Radial]			
Respiratory Rate			
Respiratory Effort			
Respiratory Depth			
Respiratory Pattern			
Blood Pressure	130/56 H		129/55 H
Blood Pressure Mean	72		73
Blood Pressure Location			
Pulse Oximetry	98	98	98
O2 Delivery			
Oxygen Flow Rate			
FI02			
Sepsis Action Taken by Nursing			

	11/11/22 11:05	11/11/22 10:02	11/11/22 10:16
Temperature			
Temperature Source			
Pulse Rate	94	96	96
Pulse Rhythm [Bilateral Dorsalis Pedis]			
Pulse Rhythm [Bilateral Radial]			
Pulse Strength [Bilateral Dorsalis Pedis]			

Lyons, Kathleen A

Facility: Queen of the Valley Hospital **Location:** Q 1 Intensive Care Unit
 61 F 07/13/1961 **Med Rec Num:** MR01483046

Room-Bed: QI007-A
Visit: QH0054940416

Vital Signs - Continued

Pulse Strength [Bilateral Radial]			
Respiratory Rate	21 H		
Respiratory Effort			
Respiratory Depth			
Respiratory Pattern			
Blood Pressure	129/56 H		126/51 H
Blood Pressure Mean			69
Blood Pressure Location			
Pulse Oximetry	100	99	99
O2 Delivery			
Oxygen Flow Rate			
FIO2	28		
Sepsis Action Taken by Nursing			

Temperature	11/11/22 10:30	11/11/22 10:31	11/11/22 10:46
Temperature Source			
Pulse Rate	94	94	93
Pulse Rhythm [Bilateral Dorsalis Pedis]			
Pulse Rhythm [Bilateral Radial]			
Pulse Strength [Bilateral Dorsalis Pedis]			
Pulse Strength [Bilateral Radial]			
Respiratory Rate			
Respiratory Effort			
Respiratory Depth			
Respiratory Pattern			
Blood Pressure		129/55 H	133/54 H
Blood Pressure Mean		71	71
Blood Pressure Location			
Pulse Oximetry	98	99	99
O2 Delivery			
Oxygen Flow Rate			
FIO2			
Sepsis Action Taken by Nursing			

Lyons, Kathleen A

Facility: Queen of the Valley Hospital **Location:** Q 1 Intensive Care Unit
 61 F 07/13/1961 **Med Rec Num:** MR01483046

Room-Bed: QI007-A
Visit: QH0054940416

Vital Signs - Continued

Temperature	11/11/22 11:00	11/11/22 11:01	11/11/22 11:16
Temperature Source			
Pulse Rate	94	94	91
Pulse Rhythm [Bilateral Dorsalis Pedis]			
Pulse Rhythm [Bilateral Radial]			
Pulse Strength [Bilateral Dorsalis Pedis]			
Pulse Strength [Bilateral Radial]			
Respiratory Rate			
Respiratory Effort			
Respiratory Depth			
Respiratory Pattern			
Blood Pressure	129/56 H		132/55 H
Blood Pressure Mean	72		72
Blood Pressure Location			
Pulse Oximetry	99	100	99
O2 Delivery			
Oxygen Flow Rate			
FI02			
Sepsis Action Taken by Nursing			
Temperature	11/11/22 11:30	11/11/22 11:31	11/11/22 11:46
Temperature Source			
Pulse Rate	92	91	91
Pulse Rhythm [Bilateral Dorsalis Pedis]			
Pulse Rhythm [Bilateral Radial]			
Pulse Strength [Bilateral Dorsalis Pedis]			
Pulse Strength [Bilateral Radial]			
Respiratory Rate			
Respiratory Effort			
Respiratory Depth			
Respiratory Pattern			

Lyons, Kathleen A

Facility: Queen of the Valley Hospital **Location:** Q 1 Intensive Care Unit
 61 F 07/13/1961 **Med Rec Num:** MR01483046

Room-Bed: QI007-A
Visit: QH0054940416

Vital Signs - Continued

Blood Pressure		124/53 H	122/57 H
Blood Pressure Mean		70	73
Blood Pressure Location			
Pulse Oximetry	98	98	99
O2 Delivery			
Oxygen Flow Rate			
FIO2			
Sepsis Action Taken by Nursing			

Temperature		11/11/22 12:00	11/11/22 12:01	11/11/22 12:02
Temperature Source	Temporal Artery Scan	97.6 F		
Pulse Rate		96	92	93
Pulse Rhythm [Bilateral Dorsalis Pedis]				
Pulse Rhythm [Bilateral Radial]				
Pulse Strength [Bilateral Dorsalis Pedis]				
Pulse Strength [Bilateral Radial]				
Respiratory Rate				
Respiratory Effort				
Respiratory Depth				
Respiratory Pattern				
Blood Pressure			128/56 H	
Blood Pressure Mean			72	
Blood Pressure Location				
Pulse Oximetry		98	99	99
O2 Delivery				
Oxygen Flow Rate				
FIO2				
Sepsis Action Taken by Nursing				

Temperature		11/11/22 12:16	11/11/22 12:30	11/11/22 12:31
-------------	--	-------------------	-------------------	-------------------

Lyons, Kathleen A

Facility: Queen of the Valley Hospital **Location:** Q 1 Intensive Care Unit
 61 F 07/13/1961 **Med Rec Num:** MR01483046

Room-Bed: QI007-A
Visit: QH0054940416

Vital Signs - Continued

Temperature Source			
Pulse Rate	91	97	96
Pulse Rhythm [Bilateral Dorsalis Pedis]			
Pulse Rhythm [Bilateral Radial]			
Pulse Strength [Bilateral Dorsalis Pedis]			
Pulse Strength [Bilateral Radial]			
Respiratory Rate			
Respiratory Effort			
Respiratory Depth			
Respiratory Pattern			
Blood Pressure	125/55 H		123/53 H
Blood Pressure Mean	71		70
Blood Pressure Location			
Pulse Oximetry	99	97	98
O2 Delivery			
Oxygen Flow Rate			
FI02			
Sepsis Action Taken by Nursing			

Temperature	11/11/22 12:46	11/11/22 13:00	11/11/22 13:01
Temperature Source			
Pulse Rate	101 H	102 H	97
Pulse Rhythm [Bilateral Dorsalis Pedis]			
Pulse Rhythm [Bilateral Radial]			
Pulse Strength [Bilateral Dorsalis Pedis]			
Pulse Strength [Bilateral Radial]			
Respiratory Rate			
Respiratory Effort			
Respiratory Depth			
Respiratory Pattern			
Blood Pressure	124/55 H		137/53 H
Blood Pressure Mean	72		72
Blood Pressure Location			
Pulse Oximetry	98	94	98

Lyons, Kathleen A

Facility: Queen of the Valley Hospital **Location:** Q 1 Intensive Care Unit
 61 F 07/13/1961 **Med Rec Num:** MR01483046

Room-Bed: QI007-A
Visit: QH0054940416

Vital Signs - Continued

O2 Delivery			
Oxygen Flow Rate			
FI02			
Sepsis Action Taken by Nursing			

Temperature	11/11/22 13:02	11/11/22 13:16	11/11/22 13:30
Temperature Source			
Pulse Rate	99	99	98
Pulse Rhythm [Bilateral Dorsalis Pedis]			
Pulse Rhythm [Bilateral Radial]			
Pulse Strength [Bilateral Dorsalis Pedis]			
Pulse Strength [Bilateral Radial]			
Respiratory Rate			
Respiratory Effort			
Respiratory Depth			
Respiratory Pattern			
Blood Pressure		129/52 H	
Blood Pressure Mean		70	
Blood Pressure Location			
Pulse Oximetry	98	98	97
O2 Delivery			
Oxygen Flow Rate			
FI02			
Sepsis Action Taken by Nursing			

Temperature	11/11/22 13:31	11/11/22 13:46	11/11/22 14:00
Temperature Source			
Pulse Rate	98	97	94
Pulse Rhythm [Bilateral Dorsalis Pedis]			
Pulse Rhythm [Bilateral Radial]			
Pulse Strength [Bilateral Dorsalis Pedis]			

Lyons, Kathleen A

Facility: Queen of the Valley Hospital **Location:** Q 1 Intensive Care Unit
 61 F 07/13/1961 **Med Rec Num:** MR01483046

Room-Bed: QI007-A
Visit: QH0054940416

Vital Signs - Continued

Pulse Strength [Bilateral Radial]			
Respiratory Rate			
Respiratory Effort			
Respiratory Depth			
Respiratory Pattern			
Blood Pressure	128/52 H	127/48 H	
Blood Pressure Mean	69	66	
Blood Pressure Location			
Pulse Oximetry	98	97	94
O2 Delivery			
Oxygen Flow Rate			
FIO2			
Sepsis Action Taken by Nursing			

Temperature	11/11/22 14:01	11/11/22 14:16	11/11/22 14:17
Temperature Source			
Pulse Rate	100	97	104 H
Pulse Rhythm [Bilateral Dorsalis Pedis]			
Pulse Rhythm [Bilateral Radial]			
Pulse Strength [Bilateral Dorsalis Pedis]			
Pulse Strength [Bilateral Radial]			
Respiratory Rate			
Respiratory Effort			
Respiratory Depth			
Respiratory Pattern			
Blood Pressure	122/48 H	121/49 H	
Blood Pressure Mean	64	67	
Blood Pressure Location			
Pulse Oximetry	97	97	98
O2 Delivery			
Oxygen Flow Rate			
FIO2			
Sepsis Action Taken by Nursing			

Lyons, Kathleen A

Facility: Queen of the Valley Hospital **Location:** Q 1 Intensive Care Unit
 61 F 07/13/1961 **Med Rec Num:** MR01483046

Room-Bed: QI007-A
Visit: QH0054940416

Vital Signs - Continued

	11/11/22 14:30	11/11/22 14:31	11/11/22 14:46
Temperature			
Temperature Source			
Pulse Rate	96	105 H	93
Pulse Rhythm [Bilateral Dorsalis Pedis]			
Pulse Rhythm [Bilateral Radial]			
Pulse Strength [Bilateral Dorsalis Pedis]			
Pulse Strength [Bilateral Radial]			
Respiratory Rate			
Respiratory Effort			
Respiratory Depth			
Respiratory Pattern			
Blood Pressure		119/52 L	120/48 L
Blood Pressure Mean		67	66
Blood Pressure Location			
Pulse Oximetry	95	98	98
O2 Delivery			
Oxygen Flow Rate			
FI02			
Sepsis Action Taken by Nursing			
Temperature	11/11/22 15:00	11/11/22 15:01	11/11/22 15:16
Temperature Source			
Pulse Rate	103 H	100	96
Pulse Rhythm [Bilateral Dorsalis Pedis]			
Pulse Rhythm [Bilateral Radial]			
Pulse Strength [Bilateral Dorsalis Pedis]			
Pulse Strength [Bilateral Radial]			
Respiratory Rate			
Respiratory Effort			
Respiratory Depth			
Respiratory Pattern			

Lyons, Kathleen A

Facility: Queen of the Valley Hospital **Location:** Q 1 Intensive Care Unit
 61 F 07/13/1961 **Med Rec Num:** MR01483046

Room-Bed: QI007-A
Visit: QH0054940416

Vital Signs - Continued

Blood Pressure		128/52 H	131/47 H
Blood Pressure Mean		70	67
Blood Pressure Location			
Pulse Oximetry		99	100
O2 Delivery			
Oxygen Flow Rate			
FI02			
Sepsis Action Taken by Nursing			

Temperature	11/11/22 14:55	11/11/22 15:17	11/11/22 15:30
Temperature Source			
Pulse Rate	98	96	94
Pulse Rhythm [Bilateral Dorsalis Pedis]			
Pulse Rhythm [Bilateral Radial]			
Pulse Strength [Bilateral Dorsalis Pedis]			
Pulse Strength [Bilateral Radial]			
Respiratory Rate	22 H		
Respiratory Effort			
Respiratory Depth			
Respiratory Pattern			
Blood Pressure	128/52 H		
Blood Pressure Mean			
Blood Pressure Location			
Pulse Oximetry	99	100	100
O2 Delivery			
Oxygen Flow Rate			
FI02	28		
Sepsis Action Taken by Nursing			

Temperature	11/11/22 15:31	11/11/22 15:46	11/11/22 16:00
			97.6 F

Lyons, Kathleen A

Facility: Queen of the Valley Hospital **Location:** Q 1 Intensive Care Unit
 61 F 07/13/1961 **Med Rec Num:** MR01483046

Room-Bed: QI007-A
Visit: QH0054940416

Vital Signs - Continued

Temperature Source			Temporal Artery Scan
Pulse Rate	102 H	99	91
Pulse Rhythm [Bilateral Dorsalis Pedis]			
Pulse Rhythm [Bilateral Radial]			
Pulse Strength [Bilateral Dorsalis Pedis]			
Pulse Strength [Bilateral Radial]			
Respiratory Rate			
Respiratory Effort			
Respiratory Depth			
Respiratory Pattern			
Blood Pressure	125/54 H	130/51 H	
Blood Pressure Mean	71	68	
Blood Pressure Location			
Pulse Oximetry	100	100	100
O2 Delivery			
Oxygen Flow Rate			
FI02			
Sepsis Action Taken by Nursing			

Temperature	11/11/22 16:01	11/11/22 16:02	11/11/22 16:16
Temperature Source			
Pulse Rate	98	91	96
Pulse Rhythm [Bilateral Dorsalis Pedis]			
Pulse Rhythm [Bilateral Radial]			
Pulse Strength [Bilateral Dorsalis Pedis]			
Pulse Strength [Bilateral Radial]			
Respiratory Rate			
Respiratory Effort			
Respiratory Depth			
Respiratory Pattern			
Blood Pressure	127/52 H		130/49 H
Blood Pressure Mean	69		68
Blood Pressure Location			

Lyons, Kathleen A

Facility: Queen of the Valley Hospital **Location:** Q 1 Intensive Care Unit
 61 F 07/13/1961 **Med Rec Num:** MR01483046

Room-Bed: QI007-A
Visit: QH0054940416

Vital Signs - Continued

Pulse Oximetry	100	100	100
O2 Delivery			
Oxygen Flow Rate			
FI02			
Sepsis Action Taken by Nursing			

Temperature	11/11/22 16:30	11/11/22 16:31	11/11/22 16:46
Temperature Source			
Pulse Rate	91	91	92
Pulse Rhythm [Bilateral Dorsalis Pedis]			
Pulse Rhythm [Bilateral Radial]			
Pulse Strength [Bilateral Dorsalis Pedis]			
Pulse Strength [Bilateral Radial]			
Respiratory Rate			
Respiratory Effort			
Respiratory Depth			
Respiratory Pattern			
Blood Pressure		127/52 H	123/49 H
Blood Pressure Mean		68	67
Blood Pressure Location			
Pulse Oximetry	100	100	100
O2 Delivery			
Oxygen Flow Rate			
FI02			
Sepsis Action Taken by Nursing			

Temperature	11/11/22 17:00	11/11/22 17:01	11/11/22 17:16
Temperature Source			
Pulse Rate	95	93	90
Pulse Rhythm [Bilateral Dorsalis Pedis]			
Pulse Rhythm [Bilateral Radial]			

Lyons, Kathleen A

Facility: Queen of the Valley Hospital **Location:** Q 1 Intensive Care Unit
 61 F 07/13/1961 **Med Rec Num:** MR01483046

Room-Bed: QI007-A
Visit: QH0054940416

Vital Signs - Continued

Pulse Strength [Bilateral Dorsalis Pedis]			
Pulse Strength [Bilateral Radial]			
Respiratory Rate			
Respiratory Effort			
Respiratory Depth			
Respiratory Pattern			
Blood Pressure		121/50 H	122/47 H
Blood Pressure Mean		66	65
Blood Pressure Location			
Pulse Oximetry	100	100	100
O2 Delivery			
Oxygen Flow Rate			
FI02			
Sepsis Action Taken by Nursing			

Temperature		11/11/22 17:30	11/11/22 17:31	11/11/22 17:46
Temperature Source				
Pulse Rate	91	90	90	
Pulse Rhythm [Bilateral Dorsalis Pedis]				
Pulse Rhythm [Bilateral Radial]				
Pulse Strength [Bilateral Dorsalis Pedis]				
Pulse Strength [Bilateral Radial]				
Respiratory Rate				
Respiratory Effort				
Respiratory Depth				
Respiratory Pattern				
Blood Pressure		119/49 L	116/50 L	
Blood Pressure Mean		67	65	
Blood Pressure Location				
Pulse Oximetry	100	100	100	
O2 Delivery				
Oxygen Flow Rate				
FI02				
Sepsis Action Taken by Nursing				

Lyons, Kathleen A

Facility: Queen of the Valley Hospital **Location:** Q 1 Intensive Care Unit
 61 F 07/13/1961 **Med Rec Num:** MR01483046

Room-Bed: QI007-A
Visit: QH0054940416

Vital Signs - Continued

Temperature	11/11/22 18:00	11/11/22 18:01	11/11/22 18:16
Temperature Source			
Pulse Rate	88	89	108 H
Pulse Rhythm [Bilateral Dorsalis Pedis]			
Pulse Rhythm [Bilateral Radial]			
Pulse Strength [Bilateral Dorsalis Pedis]			
Pulse Strength [Bilateral Radial]			
Respiratory Rate			
Respiratory Effort			
Respiratory Depth			
Respiratory Pattern			
Blood Pressure		108/50 L	129/68 H
Blood Pressure Mean		64	80
Blood Pressure Location			
Pulse Oximetry	100	100	94
O2 Delivery			
Oxygen Flow Rate			
FI02			
Sepsis Action Taken by Nursing			
Temperature	11/11/22 18:30	11/11/22 18:31	11/11/22 18:46
Temperature Source			
Pulse Rate	91	89	85
Pulse Rhythm [Bilateral Dorsalis Pedis]			
Pulse Rhythm [Bilateral Radial]			
Pulse Strength [Bilateral Dorsalis Pedis]			
Pulse Strength [Bilateral Radial]			
Respiratory Rate			
Respiratory Effort			
Respiratory Depth			
Respiratory Pattern			

Lyons, Kathleen A

Facility: Queen of the Valley Hospital **Location:** Q 1 Intensive Care Unit
 61 F 07/13/1961 **Med Rec Num:** MR01483046

Room-Bed: QI007-A
Visit: QH0054940416

Vital Signs - Continued

Blood Pressure		118/50 L	111/47 L
Blood Pressure Mean		66	62
Blood Pressure Location			
Pulse Oximetry	100	100	99
O2 Delivery			
Oxygen Flow Rate			
FI02			
Sepsis Action Taken by Nursing			

Temperature	11/11/22 19:00	11/11/22 19:01	11/11/22 19:16
Temperature Source			
Pulse Rate	88	89	83
Pulse Rhythm [Bilateral Dorsalis Pedis]			
Pulse Rhythm [Bilateral Radial]			
Pulse Strength [Bilateral Dorsalis Pedis]			
Pulse Strength [Bilateral Radial]			
Respiratory Rate			
Respiratory Effort			
Respiratory Depth			
Respiratory Pattern			
Blood Pressure		126/56 H	115/48 L
Blood Pressure Mean		72	65
Blood Pressure Location			
Pulse Oximetry	99	99	98
O2 Delivery			
Oxygen Flow Rate			
FI02			
Sepsis Action Taken by Nursing			

Temperature	11/11/22 19:33	11/11/22 20:00	11/11/22 20:00
Temperature Source			

Lyons, Kathleen A

Facility: Queen of the Valley Hospital **Location:** Q 1 Intensive Care Unit
 61 F 07/13/1961 **Med Rec Num:** MR01483046

Room-Bed: QI007-A
Visit: QH0054940416

Vital Signs - Continued

Pulse Rate		89	
Pulse Rhythm [Bilateral Dorsalis Pedis]			
Pulse Rhythm [Bilateral Radial]			
Pulse Strength [Bilateral Dorsalis Pedis]			
Pulse Strength [Bilateral Radial]			
Respiratory Rate		21 H	
Respiratory Effort			
Respiratory Depth			
Respiratory Pattern			
Blood Pressure		126/53 H	
Blood Pressure Mean			
Blood Pressure Location			
Pulse Oximetry		98	
O2 Delivery			
Oxygen Flow Rate		28	
FI02		28	
Sepsis Action Taken by Nursing			No Action Required

Temperature		11/11/22 20:00	11/11/22 20:00	11/11/22 19:30
Temperature Source				
Pulse Rate			85	91
Pulse Rhythm [Bilateral Dorsalis Pedis]				
Pulse Rhythm [Bilateral Radial]				
Pulse Strength [Bilateral Dorsalis Pedis]				
Pulse Strength [Bilateral Radial]				
Respiratory Rate				
Respiratory Effort		Mechanically Ventilated		
Respiratory Depth		Normal		
Respiratory Pattern		Normal		
Blood Pressure				126/53 H
Blood Pressure Mean				77
Blood Pressure Location				

Lyons, Kathleen A

Facility: Queen of the Valley Hospital **Location:** Q 1 Intensive Care Unit
 61 F 07/13/1961 **Med Rec Num:** MR01483046

Room-Bed: QI007-A
Visit: QH0054940416

Vital Signs - Continued

Pulse Oximetry				97
O2 Delivery				
Oxygen Flow Rate				
FI02				
Sepsis Action Taken by Nursing				

Temperature	11/11/22 19:45	11/11/22 20:00	11/11/22 20:15
Temperature Source		Axillary	
Pulse Rate	98	86	86
Pulse Rhythm [Bilateral Dorsalis Pedis]			
Pulse Rhythm [Bilateral Radial]			
Pulse Strength [Bilateral Dorsalis Pedis]			
Pulse Strength [Bilateral Radial]			
Respiratory Rate			
Respiratory Effort			
Respiratory Depth			
Respiratory Pattern			
Blood Pressure	127/49 H	113/48 L	112/48 L
Blood Pressure Mean	75	69	69
Blood Pressure Location		Left Arm	
Pulse Oximetry	98	98	97
O2 Delivery		Mechanical Ventilation	
Oxygen Flow Rate			
FI02		28	
Sepsis Action Taken by Nursing			

Temperature	11/11/22 20:30	11/11/22 20:45	11/11/22 21:00
Temperature Source			
Pulse Rate	84	82	83
Pulse Rhythm [Bilateral Dorsalis Pedis]			

Lyons, Kathleen A

Facility: Queen of the Valley Hospital **Location:** Q 1 Intensive Care Unit
 61 F 07/13/1961 **Med Rec Num:** MR01483046

Room-Bed: QI007-A
Visit: QH0054940416

Vital Signs - Continued

Pulse Rhythm [Bilateral Radial]			
Pulse Strength [Bilateral Dorsalis Pedis]			
Pulse Strength [Bilateral Radial]			
Respiratory Rate			
Respiratory Effort			
Respiratory Depth			
Respiratory Pattern			
Blood Pressure	121/44 H	118/48 L	115/47 L
Blood Pressure Mean	69	71	69
Blood Pressure Location			
Pulse Oximetry	98	98	99
O2 Delivery			
Oxygen Flow Rate			
FI02			
Sepsis Action Taken by Nursing			

	11/11/22 21:15	11/11/22 21:30	11/11/22 21:45
Temperature			
Temperature Source			
Pulse Rate	81	79	81
Pulse Rhythm [Bilateral Dorsalis Pedis]			
Pulse Rhythm [Bilateral Radial]			
Pulse Strength [Bilateral Dorsalis Pedis]			
Pulse Strength [Bilateral Radial]			
Respiratory Rate			
Respiratory Effort			
Respiratory Depth			
Respiratory Pattern			
Blood Pressure	110/49 L	113/54 L	123/48 H
Blood Pressure Mean	69	73	73
Blood Pressure Location			
Pulse Oximetry	99	99	98
O2 Delivery			
Oxygen Flow Rate			
FI02			

Lyons, Kathleen A

Facility: Queen of the Valley Hospital **Location:** Q 1 Intensive Care Unit
 61 F 07/13/1961 **Med Rec Num:** MR01483046

Room-Bed: QI007-A
Visit: QH0054940416

Vital Signs - Continued

Sepsis Action Taken by Nursing

Temperature	11/11/22 22:00	11/11/22 22:15	11/11/22 22:30
Temperature Source			
Pulse Rate	80	81	79
Pulse Rhythm [Bilateral Dorsalis Pedis]			
Pulse Rhythm [Bilateral Radial]			
Pulse Strength [Bilateral Dorsalis Pedis]			
Pulse Strength [Bilateral Radial]			
Respiratory Rate			
Respiratory Effort			
Respiratory Depth			
Respiratory Pattern			
Blood Pressure	114/54 L	122/52 H	116/49 L
Blood Pressure Mean	74	75	71
Blood Pressure Location			
Pulse Oximetry	99	97	100
O2 Delivery			
Oxygen Flow Rate			
FIO2			
Sepsis Action Taken by Nursing			

Temperature	11/11/22 22:45	11/11/22 23:59	11/11/22 23:59
Temperature Source			
Pulse Rate	83		
Pulse Rhythm [Bilateral Dorsalis Pedis]			
Pulse Rhythm [Bilateral Radial]			
Pulse Strength [Bilateral Dorsalis Pedis]			
Pulse Strength [Bilateral Radial]			
Respiratory Rate			

Lyons, Kathleen A

Facility: Queen of the Valley Hospital **Location:** Q 1 Intensive Care Unit
 61 F 07/13/1961 **Med Rec Num:** MR01483046

Room-Bed: QI007-A
Visit: QH0054940416

Vital Signs - Continued

Respiratory Effort			Mechanically Ventilated
Respiratory Depth			Normal
Respiratory Pattern			Normal
Blood Pressure	125/50 H		
Blood Pressure Mean	75		
Blood Pressure Location			
Pulse Oximetry	100		
O2 Delivery			
Oxygen Flow Rate			
FI02		28	
Sepsis Action Taken by Nursing			

Temperature	11/11/22 23:59	11/11/22 23:00	11/11/22 23:15
Temperature Source			
Pulse Rate	79	93	79
Pulse Rhythm [Bilateral Dorsalis Pedis]			
Pulse Rhythm [Bilateral Radial]			
Pulse Strength [Bilateral Dorsalis Pedis]			
Pulse Strength [Bilateral Radial]			
Respiratory Rate			
Respiratory Effort			
Respiratory Depth			
Respiratory Pattern			
Blood Pressure		97/59 L	117/49 L
Blood Pressure Mean		71	71
Blood Pressure Location			
Pulse Oximetry		100	
O2 Delivery			
Oxygen Flow Rate			
FI02			
Sepsis Action Taken by Nursing			

Lyons, Kathleen A

Facility: Queen of the Valley Hospital **Location:** Q 1 Intensive Care Unit
 61 F 07/13/1961 **Med Rec Num:** MR01483046

Room-Bed: QI007-A
Visit: QH0054940416

Vital Signs - Continued

	11/11/22 23:30	11/11/22 23:45	11/12/22 00:00
Temperature			98.6 F
Temperature Source			Axillary
Pulse Rate	79	77	77
Pulse Rhythm [Bilateral Dorsalis Pedis]			
Pulse Rhythm [Bilateral Radial]			
Pulse Strength [Bilateral Dorsalis Pedis]			
Pulse Strength [Bilateral Radial]			
Respiratory Rate			
Respiratory Effort			
Respiratory Depth			
Respiratory Pattern			
Blood Pressure	117/48 L	111/50 L	116/49 L
Blood Pressure Mean	71	70	71
Blood Pressure Location			Left Arm
Pulse Oximetry	100	100	100
O2 Delivery			Mechanical Ventilation
Oxygen Flow Rate			
FI02			28
Sepsis Action Taken by Nursing			

	11/11/22 22:56	11/12/22 04:00	11/12/22 04:00
Temperature			
Temperature Source			
Pulse Rate	80		
Pulse Rhythm [Bilateral Dorsalis Pedis]			
Pulse Rhythm [Bilateral Radial]			
Pulse Strength [Bilateral Dorsalis Pedis]			
Pulse Strength [Bilateral Radial]			
Respiratory Rate	16		
Respiratory Effort			Mechanically Ventilated

Lyons, Kathleen A

Facility: Queen of the Valley Hospital **Location:** Q 1 Intensive Care Unit
 61 F 07/13/1961 **Med Rec Num:** MR01483046

Room-Bed: QI007-A
Visit: QH0054940416

Vital Signs - Continued

Respiratory Depth			Normal
Respiratory Pattern			Normal
Blood Pressure	125/50 H		
Blood Pressure Mean			
Blood Pressure Location			
Pulse Oximetry	100		
O2 Delivery			
Oxygen Flow Rate			
FI02	28	28	
Sepsis Action Taken by Nursing			

Temperature	11/12/22 04:00	11/12/22 00:15	11/12/22 00:30
Temperature Source			
Pulse Rate	70	79	90
Pulse Rhythm [Bilateral Dorsalis Pedis]			
Pulse Rhythm [Bilateral Radial]			
Pulse Strength [Bilateral Dorsalis Pedis]			
Pulse Strength [Bilateral Radial]			
Respiratory Rate			
Respiratory Effort			
Respiratory Depth			
Respiratory Pattern			
Blood Pressure		114/49 L	108/48 L
Blood Pressure Mean		70	68
Blood Pressure Location			
Pulse Oximetry		100	100
O2 Delivery			
Oxygen Flow Rate			
FI02			
Sepsis Action Taken by Nursing			

	11/12/22 00:45	11/12/22 01:00	11/12/22 01:15
--	-------------------	-------------------	-------------------

Lyons, Kathleen A

Facility: Queen of the Valley Hospital **Location:** Q 1 Intensive Care Unit
 61 F 07/13/1961 **Med Rec Num:** MR01483046

Room-Bed: QI007-A
Visit: QH0054940416

Vital Signs - Continued

Temperature			
Temperature Source			
Pulse Rate	97	80	81
Pulse Rhythm [Bilateral Dorsalis Pedis]			
Pulse Rhythm [Bilateral Radial]			
Pulse Strength [Bilateral Dorsalis Pedis]			
Pulse Strength [Bilateral Radial]			
Respiratory Rate			
Respiratory Effort			
Respiratory Depth			
Respiratory Pattern			
Blood Pressure	119/48 L	121/52 H	117/51 L
Blood Pressure Mean	71	75	73
Blood Pressure Location			
Pulse Oximetry	100	100	
O2 Delivery			
Oxygen Flow Rate			
FI02			
Sepsis Action Taken by Nursing			

Temperature	11/12/22	11/12/22	11/12/22
Temperature Source	01:30	01:45	02:00
Pulse Rate	76	88	77
Pulse Rhythm [Bilateral Dorsalis Pedis]			
Pulse Rhythm [Bilateral Radial]			
Pulse Strength [Bilateral Dorsalis Pedis]			
Pulse Strength [Bilateral Radial]			
Respiratory Rate			
Respiratory Effort			
Respiratory Depth			
Respiratory Pattern			
Blood Pressure	115/51 L	118/54 L	118/49 L
Blood Pressure Mean	72	75	72
Blood Pressure Location			

Lyons, Kathleen A

Facility: Queen of the Valley Hospital **Location:** Q 1 Intensive Care Unit
 61 F 07/13/1961 **Med Rec Num:** MR01483046

Room-Bed: QI007-A
Visit: QH0054940416

Vital Signs - Continued

Pulse Oximetry	100	100	100
O2 Delivery			
Oxygen Flow Rate			
FI02			
Sepsis Action Taken by Nursing			

Temperature	11/12/22 02:15	11/12/22 02:30	11/12/22 02:45
Temperature Source			
Pulse Rate	74	75	71
Pulse Rhythm [Bilateral Dorsalis Pedis]			
Pulse Rhythm [Bilateral Radial]			
Pulse Strength [Bilateral Dorsalis Pedis]			
Pulse Strength [Bilateral Radial]			
Respiratory Rate			
Respiratory Effort			
Respiratory Depth			
Respiratory Pattern			
Blood Pressure	116/50 L	112/51 L	123/52 H
Blood Pressure Mean	72	71	75
Blood Pressure Location			
Pulse Oximetry	100	100	100
O2 Delivery			
Oxygen Flow Rate			
FI02			
Sepsis Action Taken by Nursing			

Temperature	11/12/22 03:00	11/12/22 03:15	11/12/22 03:30
Temperature Source			
Pulse Rate	73	71	71
Pulse Rhythm [Bilateral Dorsalis Pedis]			
Pulse Rhythm [Bilateral Radial]			

Lyons, Kathleen A

Facility: Queen of the Valley Hospital **Location:** Q 1 Intensive Care Unit
 61 F 07/13/1961 **Med Rec Num:** MR01483046

Room-Bed: QI007-A
Visit: QH0054940416

Vital Signs - Continued

Pulse Strength [Bilateral Dorsalis Pedis]			
Pulse Strength [Bilateral Radial]			
Respiratory Rate			
Respiratory Effort			
Respiratory Depth			
Respiratory Pattern			
Blood Pressure	114/49 L	111/53 L	112/49 L
Blood Pressure Mean	70	72	70
Blood Pressure Location			
Pulse Oximetry	100	100	100
O2 Delivery			
Oxygen Flow Rate			
FI02			
Sepsis Action Taken by Nursing			

Temperature	11/12/22 03:45	11/12/22 04:00	11/12/22 02:55
Temperature Source			
Pulse Rate	68	67	75
Pulse Rhythm [Bilateral Dorsalis Pedis]			
Pulse Rhythm [Bilateral Radial]			
Pulse Strength [Bilateral Dorsalis Pedis]			
Pulse Strength [Bilateral Radial]			
Respiratory Rate			16
Respiratory Effort			
Respiratory Depth			
Respiratory Pattern			
Blood Pressure	107/51 L	109/51 L	123/52 H
Blood Pressure Mean	69	70	
Blood Pressure Location			
Pulse Oximetry	100	100	100
O2 Delivery			
Oxygen Flow Rate			
FI02			28
Sepsis Action Taken by Nursing			

Lyons, Kathleen A

Facility: Queen of the Valley Hospital **Location:** Q 1 Intensive Care Unit
 61 F 07/13/1961 **Med Rec Num:** MR01483046

Room-Bed: QI007-A
Visit: QH0054940416

Vital Signs - Continued

	11/12/22 04:15	11/12/22 04:30	11/12/22 04:45
Temperature			
Temperature Source			
Pulse Rate	72	69	70
Pulse Rhythm [Bilateral Dorsalis Pedis]			
Pulse Rhythm [Bilateral Radial]			
Pulse Strength [Bilateral Dorsalis Pedis]			
Pulse Strength [Bilateral Radial]			
Respiratory Rate			
Respiratory Effort			
Respiratory Depth			
Respiratory Pattern			
Blood Pressure	117/52 L	113/54 L	115/51 L
Blood Pressure Mean	73	73	72
Blood Pressure Location			
Pulse Oximetry		99	100
O2 Delivery			
Oxygen Flow Rate			
FI02			
Sepsis Action Taken by Nursing			
Temperature	11/12/22 05:00	11/12/22 05:15	11/12/22 05:30
Temperature Source			
Pulse Rate	70	70	68
Pulse Rhythm [Bilateral Dorsalis Pedis]			
Pulse Rhythm [Bilateral Radial]			
Pulse Strength [Bilateral Dorsalis Pedis]			
Pulse Strength [Bilateral Radial]			
Respiratory Rate			
Respiratory Effort			
Respiratory Depth			
Respiratory Pattern			

Lyons, Kathleen A

Facility: Queen of the Valley Hospital **Location:** Q 1 Intensive Care Unit
 61 F 07/13/1961 **Med Rec Num:** MR01483046

Room-Bed: QI007-A
Visit: QH0054940416

Vital Signs - Continued

Blood Pressure	119/52 L	123/46 H	109/49 L
Blood Pressure Mean	74	71	69
Blood Pressure Location			
Pulse Oximetry	100	100	100
O2 Delivery			
Oxygen Flow Rate			
FI02			
Sepsis Action Taken by Nursing			

Temperature	11/12/22 05:45	11/12/22 06:00	11/12/22 06:15
Temperature Source			
Pulse Rate	71	72	71
Pulse Rhythm [Bilateral Dorsalis Pedis]			
Pulse Rhythm [Bilateral Radial]			
Pulse Strength [Bilateral Dorsalis Pedis]			
Pulse Strength [Bilateral Radial]			
Respiratory Rate			
Respiratory Effort			
Respiratory Depth			
Respiratory Pattern			
Blood Pressure	119/50 L	125/49 H	117/53 L
Blood Pressure Mean	73	74	74
Blood Pressure Location			
Pulse Oximetry		100	100
O2 Delivery			
Oxygen Flow Rate			
FI02			
Sepsis Action Taken by Nursing			

Temperature	11/12/22 06:30	11/12/22 06:45	11/12/22 07:00
Temperature Source			

Lyons, Kathleen A

Facility: Queen of the Valley Hospital **Location:** Q 1 Intensive Care Unit
 61 F 07/13/1961 **Med Rec Num:** MR01483046

Room-Bed: QI007-A
Visit: QH0054940416

Vital Signs - Continued

Pulse Rate	69	74	68
Pulse Rhythm [Bilateral Dorsalis Pedis]			
Pulse Rhythm [Bilateral Radial]			
Pulse Strength [Bilateral Dorsalis Pedis]			
Pulse Strength [Bilateral Radial]			
Respiratory Rate			
Respiratory Effort			
Respiratory Depth			
Respiratory Pattern			
Blood Pressure	118/53 L	125/55 H	115/47 L
Blood Pressure Mean	74	78	69
Blood Pressure Location			
Pulse Oximetry	100	100	100
O2 Delivery			
Oxygen Flow Rate			
FI02			
Sepsis Action Taken by Nursing			

Temperature	11/12/22 08:00	11/12/22 08:00	11/12/22 08:00
Temperature Source			
Pulse Rate	70		
Pulse Rhythm [Bilateral Dorsalis Pedis]			
Pulse Rhythm [Bilateral Radial]			
Pulse Strength [Bilateral Dorsalis Pedis]			
Pulse Strength [Bilateral Radial]			
Respiratory Rate			
Respiratory Effort		Mechanically Ventilated	
Respiratory Depth		Normal	
Respiratory Pattern		Normal	
Blood Pressure			
Blood Pressure Mean			
Blood Pressure Location			
Pulse Oximetry			

Lyons, Kathleen A

Facility: Queen of the Valley Hospital **Location:** Q 1 Intensive Care Unit
 61 F 07/13/1961 **Med Rec Num:** MR01483046

Room-Bed: QI007-A
Visit: QH0054940416

Vital Signs - Continued

O2 Delivery			
Oxygen Flow Rate			
FI02			
Sepsis Action Taken by Nursing			No Action Required

Temperature	11/12/22 08:00	11/12/22 12:00	11/12/22 12:00
Temperature Source			
Pulse Rate		66	
Pulse Rhythm [Bilateral Dorsalis Pedis]			
Pulse Rhythm [Bilateral Radial]			
Pulse Strength [Bilateral Dorsalis Pedis]			
Pulse Strength [Bilateral Radial]			
Respiratory Rate			
Respiratory Effort			Mechanically Ventilated
Respiratory Depth			Normal
Respiratory Pattern			Normal
Blood Pressure			
Blood Pressure Mean			
Blood Pressure Location			
Pulse Oximetry			
O2 Delivery			
Oxygen Flow Rate			
FI02	28		
Sepsis Action Taken by Nursing			

Temperature	11/12/22 12:00	11/12/22 16:00	11/12/22 16:00
Temperature Source			
Pulse Rate		66	
Pulse Rhythm [Bilateral Dorsalis Pedis]			

Lyons, Kathleen A

Facility: Queen of the Valley Hospital **Location:** Q 1 Intensive Care Unit
 61 F 07/13/1961 **Med Rec Num:** MR01483046

Room-Bed: QI007-A
Visit: QH0054940416

Vital Signs - Continued

Pulse Rhythm [Bilateral Radial]			
Pulse Strength [Bilateral Dorsalis Pedis]			
Pulse Strength [Bilateral Radial]			
Respiratory Rate			
Respiratory Effort			Mechanically Ventilated
Respiratory Depth			Normal
Respiratory Pattern			Normal
Blood Pressure			
Blood Pressure Mean			
Blood Pressure Location			
Pulse Oximetry			
O2 Delivery			
Oxygen Flow Rate			
FIO2		28	
Sepsis Action Taken by Nursing			

Temperature	11/12/22 16:00	11/12/22 07:16	11/12/22 07:30
Temperature Source			
Pulse Rate		70	68
Pulse Rhythm [Bilateral Dorsalis Pedis]			
Pulse Rhythm [Bilateral Radial]			
Pulse Strength [Bilateral Dorsalis Pedis]			
Pulse Strength [Bilateral Radial]			
Respiratory Rate			
Respiratory Effort			
Respiratory Depth			
Respiratory Pattern			
Blood Pressure		115/47 L	124/48 H
Blood Pressure Mean		63	73
Blood Pressure Location			
Pulse Oximetry		100	100
O2 Delivery			
Oxygen Flow Rate			

Lyons, Kathleen A

Facility: Queen of the Valley Hospital **Location:** Q 1 Intensive Care Unit
 61 F 07/13/1961 **Med Rec Num:** MR01483046

Room-Bed: QI007-A
Visit: QH0054940416

Vital Signs - Continued

FI02		28		
Sepsis Action Taken by Nursing				

Temperature	11/12/22 07:46	11/12/22 08:00 97.0 F L	11/12/22 07:21
Temperature Source		Temporal Artery Scan	
Pulse Rate	82	75	69
Pulse Rhythm [Bilateral Dorsalis Pedis]			
Pulse Rhythm [Bilateral Radial]			
Pulse Strength [Bilateral Dorsalis Pedis]			
Pulse Strength [Bilateral Radial]			
Respiratory Rate		16	16
Respiratory Effort			
Respiratory Depth			
Respiratory Pattern			
Blood Pressure	115/51 L	125/59 H	115/47 L
Blood Pressure Mean	65	81	
Blood Pressure Location			
Pulse Oximetry	100	100	100
O2 Delivery			
Oxygen Flow Rate			
FI02			28
Sepsis Action Taken by Nursing			

Temperature	11/12/22 08:16	11/12/22 08:30	11/12/22 08:46
Temperature Source			
Pulse Rate	68	69	68
Pulse Rhythm [Bilateral Dorsalis Pedis]			
Pulse Rhythm [Bilateral Radial]			
Pulse Strength [Bilateral Dorsalis Pedis]			
Pulse Strength [Bilateral Radial]			

Lyons, Kathleen A

Facility: Queen of the Valley Hospital **Location:** Q 1 Intensive Care Unit
 61 F 07/13/1961 **Med Rec Num:** MR01483046

Room-Bed: QI007-A
Visit: QH0054940416

Vital Signs - Continued

Respiratory Rate			
Respiratory Effort			
Respiratory Depth			
Respiratory Pattern			
Blood Pressure	118/58 L	129/53 H	126/59 H
Blood Pressure Mean	70	78	72
Blood Pressure Location			
Pulse Oximetry	100		100
O2 Delivery			
Oxygen Flow Rate			
FI02			
Sepsis Action Taken by Nursing			

Temperature	11/12/22 09:00	11/12/22 09:16	11/12/22 09:30
Temperature Source			
Pulse Rate	69	75	65
Pulse Rhythm [Bilateral Dorsalis Pedis]			
Pulse Rhythm [Bilateral Radial]			
Pulse Strength [Bilateral Dorsalis Pedis]			
Pulse Strength [Bilateral Radial]			
Respiratory Rate			
Respiratory Effort			
Respiratory Depth			
Respiratory Pattern			
Blood Pressure	121/55 H	118/51 L	107/47 L
Blood Pressure Mean	77	66	67
Blood Pressure Location			
Pulse Oximetry	100	100	99
O2 Delivery			
Oxygen Flow Rate			
FI02			
Sepsis Action Taken by Nursing			

Lyons Kathleen A

Facility: Queen of the Valley Hospital
Location: Q 1 Intensive Care Unit
 61 F 07/13/1961
Med Rec Num: MR01483046

Room-Bed: QI007-A
Visit: QH0054940416

Vital Signs - Continued

	11/12/22 09:46	11/12/22 10:00	11/12/22 10:16
Temperature			
Temperature Source			
Pulse Rate	86	69	70
Pulse Rhythm [Bilateral Dorsalis Pedis]			
Pulse Rhythm [Bilateral Radial]			
Pulse Strength [Bilateral Dorsalis Pedis]			
Pulse Strength [Bilateral Radial]			
Respiratory Rate			
Respiratory Effort			
Respiratory Depth			
Respiratory Pattern			
Blood Pressure	113/49 L	117/62	127/57 H
Blood Pressure Mean	64	80	72
Blood Pressure Location			
Pulse Oximetry	99	100	100
O2 Delivery			
Oxygen Flow Rate			
FI02			
Sepsis Action Taken by Nursing			
Temperature	11/12/22 10:30	11/12/22 10:46	11/12/22 11:00
Temperature Source			
Pulse Rate	64	65	65
Pulse Rhythm [Bilateral Dorsalis Pedis]			
Pulse Rhythm [Bilateral Radial]			
Pulse Strength [Bilateral Dorsalis Pedis]			
Pulse Strength [Bilateral Radial]			
Respiratory Rate			
Respiratory Effort			
Respiratory Depth			
Respiratory Pattern			

Lyons, Kathleen A

Facility: Queen of the Valley Hospital **Location:** Q 1 Intensive Care Unit
 61 F 07/13/1961 **Med Rec Num:** MR01483046

Room-Bed: QI007-A
Visit: QH0054940416

Vital Signs - Continued

Blood Pressure	123/55 H	108/56 L	115/53 L
Blood Pressure Mean	77	69	73
Blood Pressure Location			
Pulse Oximetry	100	100	99
O2 Delivery			
Oxygen Flow Rate			
FI02			
Sepsis Action Taken by Nursing			

Temperature	11/12/22 11:16	11/12/22 11:30	11/12/22 11:46
Temperature Source			
Pulse Rate	69	69	67
Pulse Rhythm [Bilateral Dorsalis Pedis]			
Pulse Rhythm [Bilateral Radial]			
Pulse Strength [Bilateral Dorsalis Pedis]			
Pulse Strength [Bilateral Radial]			
Respiratory Rate			
Respiratory Effort			
Respiratory Depth			
Respiratory Pattern			
Blood Pressure	117/60	120/58 L	122/57 H
Blood Pressure Mean	73	78	73
Blood Pressure Location			
Pulse Oximetry	100		99
O2 Delivery			
Oxygen Flow Rate			
FI02			
Sepsis Action Taken by Nursing			

Temperature	11/12/22	11/12/22	11/12/22
	12:00	11:29	12:16
97.1 F L			

Lyons, Kathleen A

Facility: Queen of the Valley Hospital **Location:** Q 1 Intensive Care Unit
 61 F 07/13/1961 **Med Rec Num:** MR01483046

Room-Bed: QI007-A
Visit: QH0054940416

Vital Signs - Continued

Temperature Source	Temporal Artery Scan			
Pulse Rate				
Pulse Rhythm [Bilateral Dorsalis Pedis]	67	70		66
Pulse Rhythm [Bilateral Radial]				
Pulse Strength [Bilateral Dorsalis Pedis]				
Pulse Strength [Bilateral Radial]				
Respiratory Rate		17		
Respiratory Effort				
Respiratory Depth				
Respiratory Pattern				
Blood Pressure	113/53 L	117/60	116/53 L	
Blood Pressure Mean	73		68	
Blood Pressure Location				
Pulse Oximetry	97	100	97	
O2 Delivery				
Oxygen Flow Rate				
FI02		28		
Sepsis Action Taken by Nursing				

Temperature	11/12/22 12:30	11/12/22 12:46	11/12/22 13:00
Temperature Source			
Pulse Rate	68	67	66
Pulse Rhythm [Bilateral Dorsalis Pedis]			
Pulse Rhythm [Bilateral Radial]			
Pulse Strength [Bilateral Dorsalis Pedis]			
Pulse Strength [Bilateral Radial]			
Respiratory Rate			
Respiratory Effort			
Respiratory Depth			
Respiratory Pattern			
Blood Pressure	115/56 L	117/52 L	116/58 L
Blood Pressure Mean	75	67	77
Blood Pressure Location			

Lyons, Kathleen A

Facility: Queen of the Valley Hospital **Location:** Q 1 Intensive Care Unit
 61 F 07/13/1961 **Med Rec Num:** MR01483046

Room-Bed: QI007-A
Visit: QH0054940416

Vital Signs - Continued

Pulse Oximetry		97	96
O2 Delivery			
Oxygen Flow Rate			
FI02			
Sepsis Action Taken by Nursing			

Temperature	11/12/22 13:16	11/12/22 13:30	11/12/22 13:46
Temperature Source			
Pulse Rate	66	66	66
Pulse Rhythm [Bilateral Dorsalis Pedis]			
Pulse Rhythm [Bilateral Radial]			
Pulse Strength [Bilateral Dorsalis Pedis]			
Pulse Strength [Bilateral Radial]			
Respiratory Rate			
Respiratory Effort			
Respiratory Depth			
Respiratory Pattern			
Blood Pressure	130/58 H	113/57 L	115/57 L
Blood Pressure Mean	75	75	70
Blood Pressure Location			
Pulse Oximetry	98	98	99
O2 Delivery			
Oxygen Flow Rate			
FI02			
Sepsis Action Taken by Nursing			

Temperature	11/12/22 14:00	11/12/22 15:25	11/12/22 14:16
Temperature Source			
Pulse Rate	64	67	64
Pulse Rhythm [Bilateral Dorsalis Pedis]			
Pulse Rhythm [Bilateral Radial]			

Lyons, Kathleen A

Facility: Queen of the Valley Hospital **Location:** Q 1 Intensive Care Unit
 61 F 07/13/1961 **Med Rec Num:** MR01483046

Room-Bed: QI007-A
Visit: QH0054940416

Vital Signs - Continued

Pulse Strength [Bilateral Dorsalis Pedis]			
Pulse Strength [Bilateral Radial]			
Respiratory Rate		17	
Respiratory Effort			
Respiratory Depth			
Respiratory Pattern			
Blood Pressure	114/52 L	110/67	109/56 L
Blood Pressure Mean	72		68
Blood Pressure Location			
Pulse Oximetry	98	100	99
O2 Delivery			
Oxygen Flow Rate			
FI02		28	
Sepsis Action Taken by Nursing			

Temperature	11/12/22 14:30	11/12/22 14:46	11/12/22 15:00
Temperature Source			
Pulse Rate	67	67	66
Pulse Rhythm [Bilateral Dorsalis Pedis]			
Pulse Rhythm [Bilateral Radial]			
Pulse Strength [Bilateral Dorsalis Pedis]			
Pulse Strength [Bilateral Radial]			
Respiratory Rate			
Respiratory Effort			
Respiratory Depth			
Respiratory Pattern			
Blood Pressure	127/51 H	109/47 L	114/48 L
Blood Pressure Mean	69	62	70
Blood Pressure Location			
Pulse Oximetry	100	99	99
O2 Delivery			
Oxygen Flow Rate			
FI02			
Sepsis Action Taken by Nursing			

Lyons, Kathleen A

Facility: Queen of the Valley Hospital **Location:** Q 1 Intensive Care Unit
 61 F 07/13/1961 **Med Rec Num:** MR01483046

Room-Bed: QI007-A
Visit: QH0054940416

Vital Signs - Continued

	11/12/22 15:16	11/12/22 15:30	11/12/22 15:46
Temperature			
Temperature Source			
Pulse Rate	65	69	66
Pulse Rhythm [Bilateral Dorsalis Pedis]			
Pulse Rhythm [Bilateral Radial]			
Pulse Strength [Bilateral Dorsalis Pedis]			
Pulse Strength [Bilateral Radial]			
Respiratory Rate			
Respiratory Effort			
Respiratory Depth			
Respiratory Pattern			
Blood Pressure	110/48 L	110/48 L	110/52 L
Blood Pressure Mean	63	68	65
Blood Pressure Location			
Pulse Oximetry	99		100
O2 Delivery			
Oxygen Flow Rate			
FI02			
Sepsis Action Taken by Nursing			

Temperature	11/12/22 16:00	11/12/22 16:16	11/12/22 16:30
Temperature Source	97.1 F L Temporal Artery Scan		
Pulse Rate	67	68	70
Pulse Rhythm [Bilateral Dorsalis Pedis]			
Pulse Rhythm [Bilateral Radial]			
Pulse Strength [Bilateral Dorsalis Pedis]			
Pulse Strength [Bilateral Radial]			
Respiratory Rate			
Respiratory Effort			
Respiratory Depth			

Lyons, Kathleen A

Facility: Queen of the Valley Hospital **Location:** Q 1 Intensive Care Unit
 61 F 07/13/1961 **Med Rec Num:** MR01483046

Room-Bed: QI007-A
Visit: QH0054940416

Vital Signs - Continued

Respiratory Pattern				
Blood Pressure	116/51 L	120/48 L	119/52 L	
Blood Pressure Mean	72	66	74	
Blood Pressure Location				
Pulse Oximetry	99	100	99	
O2 Delivery				
Oxygen Flow Rate				
FI02				
Sepsis Action Taken by Nursing				

Temperature	11/12/22 16:46	11/12/22 17:00	11/12/22 17:16
Temperature Source			
Pulse Rate	65	67	70
Pulse Rhythm [Bilateral Dorsalis Pedis]			
Pulse Rhythm [Bilateral Radial]			
Pulse Strength [Bilateral Dorsalis Pedis]			
Pulse Strength [Bilateral Radial]			
Respiratory Rate			
Respiratory Effort			
Respiratory Depth			
Respiratory Pattern			
Blood Pressure	112/48 L	106/49 L	122/52 H
Blood Pressure Mean	63	68	69
Blood Pressure Location			
Pulse Oximetry	100	100	100
O2 Delivery			
Oxygen Flow Rate			
FI02			
Sepsis Action Taken by Nursing			
Temperature	11/12/22 17:30	11/12/22 17:46	11/12/22 18:00

Lyons, Kathleen A

Facility: Queen of the Valley Hospital **Location:** Q 1 Intensive Care Unit
 61 F 07/13/1961 **Med Rec Num:** MR01483046

Room-Bed: QI007-A
Visit: QH0054940416

Vital Signs - Continued

Temperature Source			
Pulse Rate	68	65	68
Pulse Rhythm [Bilateral Dorsalis Pedis]			
Pulse Rhythm [Bilateral Radial]			
Pulse Strength [Bilateral Dorsalis Pedis]			
Pulse Strength [Bilateral Radial]			
Respiratory Rate			
Respiratory Effort			
Respiratory Depth			
Respiratory Pattern			
Blood Pressure	114/54 L	113/50 L	117/53 L
Blood Pressure Mean	74	65	74
Blood Pressure Location			
Pulse Oximetry	100	100	100
O2 Delivery			
Oxygen Flow Rate			
FI02			
Sepsis Action Taken by Nursing			

Temperature	11/12/22 20:00	11/12/22 20:00	11/12/22 20:00
Temperature Source			
Pulse Rate			67
Pulse Rhythm [Bilateral Dorsalis Pedis]			
Pulse Rhythm [Bilateral Radial]			
Pulse Strength [Bilateral Dorsalis Pedis]			
Pulse Strength [Bilateral Radial]			
Respiratory Rate			
Respiratory Effort			
Respiratory Depth			
Respiratory Pattern			
Blood Pressure			
Blood Pressure Mean			
Blood Pressure Location			
Pulse Oximetry			

Lyons, Kathleen A

Facility: Queen of the Valley Hospital **Location:** Q 1 Intensive Care Unit
 61 F 07/13/1961 **Med Rec Num:** MR01483046

Room-Bed: QI007-A
Visit: QH0054940416

Vital Signs - Continued

O2 Delivery			
Oxygen Flow Rate			
FI02	28		
Sepsis Action Taken by Nursing		No Action Required	

Temperature	11/12/22 20:00	11/12/22 23:59	11/12/22 23:59
Temperature Source			
Pulse Rate			65
Pulse Rhythm [Bilateral Dorsalis Pedis]			
Pulse Rhythm [Bilateral Radial]			
Pulse Strength [Bilateral Dorsalis Pedis]			
Pulse Strength [Bilateral Radial]			
Respiratory Rate			
Respiratory Effort		Mechanically Ventilated	
Respiratory Depth		Normal	
Respiratory Pattern		Normal	
Blood Pressure			
Blood Pressure Mean			
Blood Pressure Location			
Pulse Oximetry			
O2 Delivery			
Oxygen Flow Rate			
FI02		28	
Sepsis Action Taken by Nursing			

Temperature	11/12/22 23:59	11/13/22 04:00	11/13/22 04:00
Temperature Source			
Pulse Rate			70
Pulse Rhythm [Bilateral Dorsalis Pedis]			

Lyons, Kathleen A

Facility: Queen of the Valley Hospital **Location:** Q 1 Intensive Care Unit
 61 F 07/13/1961 **Med Rec Num:** MR01483046

Room-Bed: QI007-A
Visit: QH0054940416

Vital Signs - Continued

Pulse Rhythm [Bilateral Radial]			
Pulse Strength [Bilateral Dorsalis Pedis]			
Pulse Strength [Bilateral Radial]			
Respiratory Rate			
Respiratory Effort	Mechanically Ventilated		
Respiratory Depth	Normal		
Respiratory Pattern	Normal		
Blood Pressure			
Blood Pressure Mean			
Blood Pressure Location			
Pulse Oximetry			
O2 Delivery			
Oxygen Flow Rate			
FI02		28	
Sepsis Action Taken by Nursing			

Temperature		11/13/22 04:00	11/12/22 19:40	11/12/22 18:15
Temperature Source				
Pulse Rate			68	63
Pulse Rhythm [Bilateral Dorsalis Pedis]				
Pulse Rhythm [Bilateral Radial]				
Pulse Strength [Bilateral Dorsalis Pedis]				
Pulse Strength [Bilateral Radial]				
Respiratory Rate			17	
Respiratory Effort	Mechanically Ventilated			
Respiratory Depth	Normal			
Respiratory Pattern	Normal			
Blood Pressure			117/51 L	109/51 L
Blood Pressure Mean				70
Blood Pressure Location				
Pulse Oximetry			100	100
O2 Delivery				

Lyons, Kathleen A

Facility: Queen of the Valley Hospital **Location:** Q 1 Intensive Care Unit
 61 F 07/13/1961 **Med Rec Num:** MR01483046

Room-Bed: QI007-A
Visit: QH0054940416

Vital Signs - Continued

Oxygen Flow Rate			
FIO2			28
Sepsis Action Taken by Nursing			

Temperature		11/12/22 18:30	11/12/22 18:45	11/12/22 19:00
Temperature Source				
Pulse Rate		67	69	68
Pulse Rhythm [Bilateral Dorsalis Pedis]				
Pulse Rhythm [Bilateral Radial]				
Pulse Strength [Bilateral Dorsalis Pedis]				
Pulse Strength [Bilateral Radial]				
Respiratory Rate				
Respiratory Effort				
Respiratory Depth				
Respiratory Pattern				
Blood Pressure		116/50 L	110/48 L	118/52 L
Blood Pressure Mean		72	68	67
Blood Pressure Location				
Pulse Oximetry				
O2 Delivery				
Oxygen Flow Rate				
FIO2				
Sepsis Action Taken by Nursing				

Temperature		11/12/22 19:15	11/12/22 19:30	11/12/22 19:45
Temperature Source				
Pulse Rate		67	67	68
Pulse Rhythm [Bilateral Dorsalis Pedis]				
Pulse Rhythm [Bilateral Radial]				
Pulse Strength [Bilateral Dorsalis Pedis]				
Pulse Strength [Bilateral Radial]				

Lyons, Kathleen A

Facility: Queen of the Valley Hospital **Location:** Q 1 Intensive Care Unit
 61 F 07/13/1961 **Med Rec Num:** MR01483046

Room-Bed: QI007-A
Visit: QH0054940416

Vital Signs - Continued

Respiratory Rate			
Respiratory Effort			
Respiratory Depth			
Respiratory Pattern			
Blood Pressure	120/53 L	117/51 L	115/51 L
Blood Pressure Mean	75	73	72
Blood Pressure Location			
Pulse Oximetry			
O2 Delivery			
Oxygen Flow Rate			
FI02			
Sepsis Action Taken by Nursing			

	11/12/22	11/12/22	11/12/22
Temperature	20:00	20:15	20:30
Temperature Source	Axillary		
Pulse Rate	66	65	65
Pulse Rhythm [Bilateral Dorsalis Pedis]			
Pulse Rhythm [Bilateral Radial]			
Pulse Strength [Bilateral Dorsalis Pedis]			
Pulse Strength [Bilateral Radial]			
Respiratory Rate			
Respiratory Effort			
Respiratory Depth			
Respiratory Pattern			
Blood Pressure	120/62	117/52 L	112/51 L
Blood Pressure Mean	81	73	71
Blood Pressure Location			
Pulse Oximetry	100	100	100
O2 Delivery			
Oxygen Flow Rate			
FI02			
Sepsis Action Taken by Nursing			

Lyons, Kathleen A

Facility: Queen of the Valley Hospital **Location:** Q 1 Intensive Care Unit
 61 F 07/13/1961 **Med Rec Num:** MR01483046

Room-Bed: QI007-A
Visit: QH0054940416

Vital Signs - Continued

Temperature	11/12/22 20:45	11/12/22 21:00	11/12/22 21:15
Temperature Source			
Pulse Rate	67	65	66
Pulse Rhythm [Bilateral Dorsalis Pedis]			
Pulse Rhythm [Bilateral Radial]			
Pulse Strength [Bilateral Dorsalis Pedis]			
Pulse Strength [Bilateral Radial]			
Respiratory Rate			
Respiratory Effort			
Respiratory Depth			
Respiratory Pattern			
Blood Pressure	111/51 L	112/50 L	109/52 L
Blood Pressure Mean	71	70	71
Blood Pressure Location			
Pulse Oximetry	100	99	
O2 Delivery			
Oxygen Flow Rate			
FI02			
Sepsis Action Taken by Nursing			
Temperature	11/12/22 21:30	11/12/22 21:45	11/12/22 22:00
Temperature Source			
Pulse Rate	67	66	66
Pulse Rhythm [Bilateral Dorsalis Pedis]			
Pulse Rhythm [Bilateral Radial]			
Pulse Strength [Bilateral Dorsalis Pedis]			
Pulse Strength [Bilateral Radial]			
Respiratory Rate			
Respiratory Effort			
Respiratory Depth			
Respiratory Pattern			

Lyons, Kathleen A

Facility: Queen of the Valley Hospital **Location:** Q 1 Intensive Care Unit
 61 F 07/13/1961 **Med Rec Num:** MR01483046

Room-Bed: QI007-A
Visit: QH0054940416

Vital Signs - Continued

Blood Pressure	113/49 L	109/50 L	108/45 L
Blood Pressure Mean	70	69	66
Blood Pressure Location			
Pulse Oximetry	99	100	97
O2 Delivery			
Oxygen Flow Rate			
FI02			
Sepsis Action Taken by Nursing			

Temperature	11/12/22 22:15	11/12/22 23:51	11/12/22 22:30
Temperature Source			
Pulse Rate	64	65	66
Pulse Rhythm [Bilateral Dorsalis Pedis]			
Pulse Rhythm [Bilateral Radial]			
Pulse Strength [Bilateral Dorsalis Pedis]			
Pulse Strength [Bilateral Radial]		16	
Respiratory Rate			
Respiratory Effort			
Respiratory Depth			
Respiratory Pattern			
Blood Pressure	109/50 L	113/51 L	123/51 H
Blood Pressure Mean	69		75
Blood Pressure Location			
Pulse Oximetry	98	99	97
O2 Delivery			
Oxygen Flow Rate			
FI02		28	
Sepsis Action Taken by Nursing			

Temperature	11/12/22 22:31	11/12/22 22:45	11/12/22 22:46
Temperature Source			

Lyons, Kathleen A

Facility: Queen of the Valley Hospital **Location:** Q 1 Intensive Care Unit
 61 F 07/13/1961 **Med Rec Num:** MR01483046

Room-Bed: QI007-A
Visit: QH0054940416

Vital Signs - Continued

Pulse Rate	66	67	67
Pulse Rhythm [Bilateral Dorsalis Pedis]			
Pulse Rhythm [Bilateral Radial]			
Pulse Strength [Bilateral Dorsalis Pedis]			
Pulse Strength [Bilateral Radial]			
Respiratory Rate			
Respiratory Effort			
Respiratory Depth			
Respiratory Pattern			
Blood Pressure	123/51 H	110/51 L	110/51 L
Blood Pressure Mean	68	70	64
Blood Pressure Location			
Pulse Oximetry	100	98	100
O2 Delivery			
Oxygen Flow Rate			
FI02			
Sepsis Action Taken by Nursing			

Temperature	11/12/22 23:00	11/12/22 23:01	11/12/22 23:15
Temperature Source			
Pulse Rate	62	67	66
Pulse Rhythm [Bilateral Dorsalis Pedis]			
Pulse Rhythm [Bilateral Radial]			
Pulse Strength [Bilateral Dorsalis Pedis]			
Pulse Strength [Bilateral Radial]			
Respiratory Rate			
Respiratory Effort			
Respiratory Depth			
Respiratory Pattern			
Blood Pressure	128/54 H	128/54 H	112/49 L
Blood Pressure Mean	78	72	70
Blood Pressure Location			
Pulse Oximetry	100	100	
O2 Delivery			

Lyons, Kathleen A

Facility: Queen of the Valley Hospital **Location:** Q 1 Intensive Care Unit
 61 F 07/13/1961 **Med Rec Num:** MR01483046

Room-Bed: QI007-A
Visit: QH0054940416

Vital Signs - Continued

Oxygen Flow Rate			
FI02			
Sepsis Action Taken by Nursing			

Temperature	11/12/22 23:30	11/12/22 23:45	11/13/22 00:00
Temperature Source			Axillary
Pulse Rate	66	69	66
Pulse Rhythm [Bilateral Dorsalis Pedis]			
Pulse Rhythm [Bilateral Radial]			
Pulse Strength [Bilateral Dorsalis Pedis]			
Pulse Strength [Bilateral Radial]			
Respiratory Rate			
Respiratory Effort			
Respiratory Depth			
Respiratory Pattern			
Blood Pressure	114/51 L	113/51 L	
Blood Pressure Mean	72	71	
Blood Pressure Location			
Pulse Oximetry		94	96
O2 Delivery			
Oxygen Flow Rate			
FI02			
Sepsis Action Taken by Nursing			

Temperature	11/13/22 00:01	11/13/22 00:15	11/13/22 00:30
Temperature Source			
Pulse Rate	69	65	69
Pulse Rhythm [Bilateral Dorsalis Pedis]			
Pulse Rhythm [Bilateral Radial]			
Pulse Strength [Bilateral Dorsalis Pedis]			
Pulse Strength [Bilateral Radial]			

Lyons, Kathleen A

Facility: Queen of the Valley Hospital **Location:** Q 1 Intensive Care Unit
 61 F 07/13/1961 **Med Rec Num:** MR01483046

Room-Bed: QI007-A
Visit: QH0054940416

Vital Signs - Continued

Respiratory Rate			
Respiratory Effort			
Respiratory Depth			
Respiratory Pattern			
Blood Pressure	116/57 L	109/47 L	
Blood Pressure Mean	71	67	
Blood Pressure Location			
Pulse Oximetry	98	98	
O2 Delivery			
Oxygen Flow Rate			
FI02			
Sepsis Action Taken by Nursing			

Temperature	11/13/22	11/13/22	11/13/22
Temperature Source	00:31	00:45	01:00
Pulse Rate	67	69	69
Pulse Rhythm [Bilateral Dorsalis Pedis]			
Pulse Rhythm [Bilateral Radial]			
Pulse Strength [Bilateral Dorsalis Pedis]			
Pulse Strength [Bilateral Radial]			
Respiratory Rate			
Respiratory Effort			
Respiratory Depth			
Respiratory Pattern			
Blood Pressure	108/52 L	115/47 L	103/45 L
Blood Pressure Mean	65	69	64
Blood Pressure Location			
Pulse Oximetry	98	97	95
O2 Delivery			
Oxygen Flow Rate			
FI02			
Sepsis Action Taken by Nursing			

Lyons, Kathleen A

Facility: Queen of the Valley Hospital
 61 F 07/13/1961
Location: Q 1 Intensive Care Unit
Med Rec Num: MR01483046

Room-Bed: QI007-A
Visit: QH0054940416

Vital Signs - Continued

Temperature	11/13/22 01:15	11/13/22 01:30	11/13/22 01:45
Temperature Source			
Pulse Rate	68	69	69
Pulse Rhythm [Bilateral Dorsalis Pedis]			
Pulse Rhythm [Bilateral Radial]			
Pulse Strength [Bilateral Dorsalis Pedis]			
Pulse Strength [Bilateral Radial]			
Respiratory Rate			
Respiratory Effort			
Respiratory Depth			
Respiratory Pattern			
Blood Pressure	115/51 L	109/47 L	109/48 L
Blood Pressure Mean	72	67	68
Blood Pressure Location			
Pulse Oximetry	99		
O2 Delivery			
Oxygen Flow Rate			
FI02			
Sepsis Action Taken by Nursing			
Temperature	11/13/22 02:00	11/13/22 02:15	11/13/22 02:30
Temperature Source			
Pulse Rate	72	71	72
Pulse Rhythm [Bilateral Dorsalis Pedis]			
Pulse Rhythm [Bilateral Radial]			
Pulse Strength [Bilateral Dorsalis Pedis]			
Pulse Strength [Bilateral Radial]			
Respiratory Rate			
Respiratory Effort			
Respiratory Depth			
Respiratory Pattern			

Lyons, Kathleen A

Facility: Queen of the Valley Hospital **Location:** Q 1 Intensive Care Unit
 61 F 07/13/1961 **Med Rec Num:** MR01483046

Room-Bed: QI007-A
Visit: QH0054940416

Vital Signs - Continued

Blood Pressure	111/47 L	110/47 L	114/48 L
Blood Pressure Mean	68	68	70
Blood Pressure Location			
Pulse Oximetry	98		99
O2 Delivery			
Oxygen Flow Rate			
FI02			
Sepsis Action Taken by Nursing			

Temperature	11/13/22 02:45	11/13/22 03:48	11/13/22 03:00
Temperature Source			
Pulse Rate	70	70	71
Pulse Rhythm [Bilateral Dorsalis Pedis]			
Pulse Rhythm [Bilateral Radial]			
Pulse Strength [Bilateral Dorsalis Pedis]			
Pulse Strength [Bilateral Radial]		16	
Respiratory Rate			
Respiratory Effort			
Respiratory Depth			
Respiratory Pattern			
Blood Pressure	107/46 L	113/52 L	109/47 L
Blood Pressure Mean	66		67
Blood Pressure Location			
Pulse Oximetry	97	100	96
O2 Delivery			
Oxygen Flow Rate			
FI02		28	
Sepsis Action Taken by Nursing			

Temperature	11/13/22 03:15	11/13/22 03:30	11/13/22 03:45
Temperature Source			

Lyons, Kathleen A

Facility: Queen of the Valley Hospital **Location:** Q 1 Intensive Care Unit
 61 F 07/13/1961 **Med Rec Num:** MR01483046

Room-Bed: QI007-A
Visit: QH0054940416

Vital Signs - Continued

Pulse Rate	70	97	71
Pulse Rhythm [Bilateral Dorsalis Pedis]			
Pulse Rhythm [Bilateral Radial]			
Pulse Strength [Bilateral Dorsalis Pedis]			
Pulse Strength [Bilateral Radial]			
Respiratory Rate			
Respiratory Effort			
Respiratory Depth			
Respiratory Pattern			
Blood Pressure	112/47 L	113/53 L	113/52 L
Blood Pressure Mean	68	73	72
Blood Pressure Location			
Pulse Oximetry	98	99	96
O2 Delivery			
Oxygen Flow Rate			
FI02			
Sepsis Action Taken by Nursing			

Temperature	11/13/22 04:00	11/13/22 04:15	11/13/22 04:30
Temperature Source	Temporal Artery Scan		
Pulse Rate	70	71	72
Pulse Rhythm [Bilateral Dorsalis Pedis]			
Pulse Rhythm [Bilateral Radial]			
Pulse Strength [Bilateral Dorsalis Pedis]			
Pulse Strength [Bilateral Radial]			
Respiratory Rate			
Respiratory Effort			
Respiratory Depth			
Respiratory Pattern			
Blood Pressure	113/49 L	135/57 H	109/52 L
Blood Pressure Mean	70	83	71
Blood Pressure Location			
Pulse Oximetry		99	100

Lyons, Kathleen A

Facility: Queen of the Valley Hospital **Location:** Q 1 Intensive Care Unit
 61 F 07/13/1961 **Med Rec Num:** MR01483046

Room-Bed: QI007-A
Visit: QH0054940416

Vital Signs - Continued

O2 Delivery			
Oxygen Flow Rate			
FI02			
Sepsis Action Taken by Nursing			

Temperature	11/13/22 04:45	11/13/22 05:00	11/13/22 05:15
Temperature Source			
Pulse Rate	74	71	72
Pulse Rhythm [Bilateral Dorsalis Pedis]			
Pulse Rhythm [Bilateral Radial]			
Pulse Strength [Bilateral Dorsalis Pedis]			
Pulse Strength [Bilateral Radial]			
Respiratory Rate			
Respiratory Effort			
Respiratory Depth			
Respiratory Pattern			
Blood Pressure	112/57 L	112/55 L	104/50 L
Blood Pressure Mean	75	74	68
Blood Pressure Location			
Pulse Oximetry	100	100	100
O2 Delivery			
Oxygen Flow Rate			
FI02			
Sepsis Action Taken by Nursing			

Temperature	11/13/22 05:30	11/13/22 05:45	11/13/22 06:00
Temperature Source			
Pulse Rate	68	72	70
Pulse Rhythm [Bilateral Dorsalis Pedis]			
Pulse Rhythm [Bilateral Radial]			
Pulse Strength [Bilateral Dorsalis Pedis]			

Lyons, Kathleen A

Facility: Queen of the Valley Hospital **Location:** Q 1 Intensive Care Unit
 61 F 07/13/1961 **Med Rec Num:** MR01483046

Room-Bed: QI007-A
Visit: QH0054940416

Vital Signs - Continued

Pulse Strength [Bilateral Radial]			
Respiratory Rate			
Respiratory Effort			
Respiratory Depth			
Respiratory Pattern			
Blood Pressure	120/51 L	108/49 L	113/54 L
Blood Pressure Mean	67	68	73
Blood Pressure Location			
Pulse Oximetry	100	100	100
O2 Delivery			
Oxygen Flow Rate			
FIO2			
Sepsis Action Taken by Nursing			

Temperature		11/13/22 06:15	11/13/22 06:30	11/13/22 08:00	
Temperature Source					
Pulse Rate		72	70		
Pulse Rhythm [Bilateral Dorsalis Pedis]					
Pulse Rhythm [Bilateral Radial]					
Pulse Strength [Bilateral Dorsalis Pedis]					
Pulse Strength [Bilateral Radial]					
Respiratory Rate					
Respiratory Effort					Mechanically Ventilated
Respiratory Depth					Normal
Respiratory Pattern					Normal
Blood Pressure		109/52 L	107/50 L		
Blood Pressure Mean		71	69		
Blood Pressure Location					
Pulse Oximetry		100	100		
O2 Delivery					
Oxygen Flow Rate					
FIO2					
Sepsis Action Taken by Nursing					

Lyons, Kathleen A

Facility: Queen of the Valley Hospital **Location:** Q 1 Intensive Care Unit
 61 F 07/13/1961 **Med Rec Num:** MR01483046

Room-Bed: QI007-A
Visit: QH0054940416

Vital Signs - Continued

Temperature	11/13/22 08:00	11/13/22 08:00	11/13/22 08:00
Temperature Source			
Pulse Rate			68
Pulse Rhythm [Bilateral Dorsalis Pedis]			
Pulse Rhythm [Bilateral Radial]			
Pulse Strength [Bilateral Dorsalis Pedis]			
Pulse Strength [Bilateral Radial]			
Respiratory Rate			
Respiratory Effort			
Respiratory Depth			
Respiratory Pattern			
Blood Pressure			
Blood Pressure Mean			
Blood Pressure Location			
Pulse Oximetry			
O2 Delivery			
Oxygen Flow Rate			28
FI02			
Sepsis Action Taken by Nursing	No Action Required		

Temperature	11/13/22 12:00	11/13/22 12:00	11/13/22 12:00
Temperature Source			
Pulse Rate	77		
Pulse Rhythm [Bilateral Dorsalis Pedis]			
Pulse Rhythm [Bilateral Radial]			
Pulse Strength [Bilateral Dorsalis Pedis]			
Pulse Strength [Bilateral Radial]			
Respiratory Rate			
Respiratory Effort		Mechanically Ventilated	

Lyons, Kathleen A

Facility: Queen of the Valley Hospital **Location:** Q 1 Intensive Care Unit
 61 F 07/13/1961 **Med Rec Num:** MR01483046

Room-Bed: QI007-A
Visit: QH0054940416

Vital Signs - Continued

Respiratory Depth		Normal	
Respiratory Pattern		Normal	
Blood Pressure			
Blood Pressure Mean			
Blood Pressure Location			
Pulse Oximetry			
O2 Delivery			
Oxygen Flow Rate			
FI02			28
Sepsis Action Taken by Nursing			

Temperature	11/13/22 06:45	11/13/22 07:00	11/13/22 07:15
Temperature Source			
Pulse Rate	69	70	70
Pulse Rhythm [Bilateral Dorsalis Pedis]			
Pulse Rhythm [Bilateral Radial]			
Pulse Strength [Bilateral Dorsalis Pedis]			
Pulse Strength [Bilateral Radial]			
Respiratory Rate			
Respiratory Effort			
Respiratory Depth			
Respiratory Pattern			
Blood Pressure	105/52 L	109/58 L	109/52 L
Blood Pressure Mean	69	70	71
Blood Pressure Location			
Pulse Oximetry	100	100	100
O2 Delivery			
Oxygen Flow Rate			
FI02			
Sepsis Action Taken by Nursing			

	11/13/22 07:30	11/13/22 07:45	11/13/22 08:00
--	-------------------	-------------------	-------------------

Lyons, Kathleen A

Facility: Queen of the Valley Hospital **Location:** Q 1 Intensive Care Unit
 61 F 07/13/1961 **Med Rec Num:** MR01483046

Room-Bed: QI007-A
Visit: QH0054940416

Vital Signs - Continued

Temperature			97 F L
Temperature Source			Axillary
Pulse Rate	66	67	67
Pulse Rhythm [Bilateral Dorsalis Pedis]			
Pulse Rhythm [Bilateral Radial]			
Pulse Strength [Bilateral Dorsalis Pedis]			
Pulse Strength [Bilateral Radial]			
Respiratory Rate			
Respiratory Effort			
Respiratory Depth			
Respiratory Pattern			
Blood Pressure	114/51 L	109/52 L	106/53 L
Blood Pressure Mean	72	71	70
Blood Pressure Location			
Pulse Oximetry	100		
O2 Delivery			
Oxygen Flow Rate			
FI02			
Sepsis Action Taken by Nursing			

Temperature	11/13/22 08:15	11/13/22 07:20	11/13/22 08:30
Temperature Source			
Pulse Rate	71	66	71
Pulse Rhythm [Bilateral Dorsalis Pedis]			
Pulse Rhythm [Bilateral Radial]			
Pulse Strength [Bilateral Dorsalis Pedis]			
Pulse Strength [Bilateral Radial]		18	
Respiratory Rate			
Respiratory Effort			
Respiratory Depth			
Respiratory Pattern			
Blood Pressure	122/55 H	106/54 L	110/55 L
Blood Pressure Mean	71		73
Blood Pressure Location			

Lyons, Kathleen A

Facility: Queen of the Valley Hospital **Location:** Q 1 Intensive Care Unit
 61 F 07/13/1961 **Med Rec Num:** MR01483046

Room-Bed: QI007-A
Visit: QH0054940416

Vital Signs - Continued

Pulse Oximetry	100	100	100
O2 Delivery			
Oxygen Flow Rate			
FIO2		28	
Sepsis Action Taken by Nursing			

Temperature	11/13/22 08:45	11/13/22 09:00	11/13/22 09:30
Temperature Source			
Pulse Rate	75	81	90
Pulse Rhythm [Bilateral Dorsalis Pedis]			
Pulse Rhythm [Bilateral Radial]			
Pulse Strength [Bilateral Dorsalis Pedis]			
Pulse Strength [Bilateral Radial]			
Respiratory Rate			
Respiratory Effort			
Respiratory Depth			
Respiratory Pattern			
Blood Pressure	118/57 L	125/61 H	134/82 H
Blood Pressure Mean	77	82	99
Blood Pressure Location			
Pulse Oximetry		100	100
O2 Delivery			
Oxygen Flow Rate			
FIO2			
Sepsis Action Taken by Nursing			

Temperature	11/13/22 10:00	11/13/22 11:15	11/13/22 10:30
Temperature Source			
Pulse Rate	73	74	78
Pulse Rhythm [Bilateral Dorsalis Pedis]			
Pulse Rhythm [Bilateral Radial]			

Lyons, Kathleen A

Facility: Queen of the Valley Hospital **Location:** Q 1 Intensive Care Unit
 61 F 07/13/1961 **Med Rec Num:** MR01483046

Room-Bed: QI007-A
Visit: QH0054940416

Vital Signs - Continued

Pulse Strength [Bilateral Dorsalis Pedis]			
Pulse Strength [Bilateral Radial]			
Respiratory Rate		17	
Respiratory Effort			
Respiratory Depth			
Respiratory Pattern			
Blood Pressure	114/55 L	132/62 H	131/62 H
Blood Pressure Mean	74		78
Blood Pressure Location			
Pulse Oximetry	100	100	98
O2 Delivery			
Oxygen Flow Rate			
FI02		28	
Sepsis Action Taken by Nursing			

Temperature	11/13/22 11:00	11/13/22 11:30	11/13/22 12:00
Temperature Source			Axillary
Pulse Rate	77	85	81
Pulse Rhythm [Bilateral Dorsalis Pedis]			
Pulse Rhythm [Bilateral Radial]			
Pulse Strength [Bilateral Dorsalis Pedis]			
Pulse Strength [Bilateral Radial]			
Respiratory Rate			
Respiratory Effort			
Respiratory Depth			
Respiratory Pattern			
Blood Pressure	127/57 H	132/59 H	133/54 H
Blood Pressure Mean	80	83	80
Blood Pressure Location			
Pulse Oximetry		98	98
O2 Delivery			
Oxygen Flow Rate			
FI02			
Sepsis Action Taken by Nursing			

Lyons, Kathleen A

Facility: Queen of the Valley Hospital **Location:** Q 1 Intensive Care Unit
 61 F 07/13/1961 **Med Rec Num:** MR01483046

Room-Bed: QI007-A
Visit: QH0054940416

Vital Signs - Continued

	11/13/22 16:00	11/13/22 16:00	11/13/22 16:00
Temperature			
Temperature Source			
Pulse Rate	83		
Pulse Rhythm [Bilateral Dorsalis Pedis]			
Pulse Rhythm [Bilateral Radial]			
Pulse Strength [Bilateral Dorsalis Pedis]			
Pulse Strength [Bilateral Radial]			
Respiratory Rate			
Respiratory Effort		Mechanically Ventilated	
Respiratory Depth		Normal	
Respiratory Pattern		Normal	
Blood Pressure			
Blood Pressure Mean			
Blood Pressure Location			
Pulse Oximetry			
O2 Delivery			
Oxygen Flow Rate			
FI02			28
Sepsis Action Taken by Nursing			

	11/13/22 12:30	11/13/22 13:00	11/13/22 13:30
Temperature			
Temperature Source			
Pulse Rate	79	82	87
Pulse Rhythm [Bilateral Dorsalis Pedis]			
Pulse Rhythm [Bilateral Radial]			
Pulse Strength [Bilateral Dorsalis Pedis]			
Pulse Strength [Bilateral Radial]			
Respiratory Rate			
Respiratory Effort			
Respiratory Depth			

Lyons, Kathleen A

Facility: Queen of the Valley Hospital **Location:** Q 1 Intensive Care Unit
 61 F 07/13/1961 **Med Rec Num:** MR01483046

Room-Bed: QI007-A
Visit: QH0054940416

Vital Signs - Continued

Respiratory Pattern			
Blood Pressure	122/56 H	130/68 H	140/56 H
Blood Pressure Mean	78	88	84
Blood Pressure Location			
Pulse Oximetry		97	97
O2 Delivery			
Oxygen Flow Rate			
FI02			
Sepsis Action Taken by Nursing			

Temperature	11/13/22 14:00	11/13/22 15:45	11/13/22 14:30
Temperature Source			
Pulse Rate	84	86	80
Pulse Rhythm [Bilateral Dorsalis Pedis]			
Pulse Rhythm [Bilateral Radial]			
Pulse Strength [Bilateral Dorsalis Pedis]			
Pulse Strength [Bilateral Radial]			
Respiratory Rate		22 H	
Respiratory Effort			
Respiratory Depth			
Respiratory Pattern			
Blood Pressure	132/54 H	124/64 H	120/49 L
Blood Pressure Mean	80		72
Blood Pressure Location			
Pulse Oximetry		98	
O2 Delivery			
Oxygen Flow Rate			
FI02		28	
Sepsis Action Taken by Nursing			

Temperature	11/13/22 15:00	11/13/22 15:30	11/13/22 16:00
Temperature			96.8 F L

Lyons, Kathleen A

Facility: Queen of the Valley Hospital **Location:** Q 1 Intensive Care Unit
 61 F 07/13/1961 **Med Rec Num:** MR01483046

Room-Bed: QI007-A
Visit: QH0054940416

Vital Signs - Continued

Temperature Source			Axillary
Pulse Rate	97	84	86
Pulse Rhythm [Bilateral Dorsalis Pedis]			
Pulse Rhythm [Bilateral Radial]			
Pulse Strength [Bilateral Dorsalis Pedis]			
Pulse Strength [Bilateral Radial]			
Respiratory Rate			
Respiratory Effort			
Respiratory Depth			
Respiratory Pattern			
Blood Pressure	129/60 H	118/47 L	114/50 L
Blood Pressure Mean	83	70	71
Blood Pressure Location			
Pulse Oximetry	98		97
O2 Delivery			
Oxygen Flow Rate			
FI02			
Sepsis Action Taken by Nursing			

Temperature	11/13/22 16:30	11/13/22 17:00	11/13/22 17:30
Temperature Source			
Pulse Rate	84	85	85
Pulse Rhythm [Bilateral Dorsalis Pedis]			
Pulse Rhythm [Bilateral Radial]			
Pulse Strength [Bilateral Dorsalis Pedis]			
Pulse Strength [Bilateral Radial]			
Respiratory Rate			
Respiratory Effort			
Respiratory Depth			
Respiratory Pattern			
Blood Pressure	116/46 L	120/56 L	117/51 L
Blood Pressure Mean	69	77	73
Blood Pressure Location			
Pulse Oximetry	97	98	

Lyons, Kathleen A

Facility: Queen of the Valley Hospital **Location:** Q 1 Intensive Care Unit
 61 F 07/13/1961 **Med Rec Num:** MR01483046

Room-Bed: QI007-A
Visit: QH0054940416

Vital Signs - Continued

O2 Delivery			
Oxygen Flow Rate			
FI02			
Sepsis Action Taken by Nursing			

Temperature	11/13/22 18:00	11/13/22 19:00	11/13/22 20:00
Temperature Source			
Pulse Rate	84	83	
Pulse Rhythm [Bilateral Dorsalis Pedis]			
Pulse Rhythm [Bilateral Radial]			
Pulse Strength [Bilateral Dorsalis Pedis]			
Pulse Strength [Bilateral Radial]			
Respiratory Rate		19	
Respiratory Effort			
Respiratory Depth			
Respiratory Pattern			
Blood Pressure	114/48 L	117/48 L	
Blood Pressure Mean	70		
Blood Pressure Location			
Pulse Oximetry	96	97	
O2 Delivery			
Oxygen Flow Rate			
FI02		28	
Sepsis Action Taken by Nursing			No Action Required

Temperature	11/13/22 20:00	11/13/22 20:00	11/13/22 20:00
Temperature Source			
Pulse Rate	82		
Pulse Rhythm [Bilateral Dorsalis Pedis]			
Pulse Rhythm [Bilateral Radial]			

Lyons, Kathleen A

Facility: Queen of the Valley Hospital **Location:** Q 1 Intensive Care Unit
 61 F 07/13/1961 **Med Rec Num:** MR01483046

Room-Bed: QI007-A
Visit: QH0054940416

Vital Signs - Continued

Pulse Strength [Bilateral Dorsalis Pedis]			
Pulse Strength [Bilateral Radial]			
Respiratory Rate			
Respiratory Effort			Mechanically Ventilated
Respiratory Depth			Normal
Respiratory Pattern			Normal
Blood Pressure			
Blood Pressure Mean			
Blood Pressure Location			
Pulse Oximetry			
O2 Delivery			
Oxygen Flow Rate			
FIO2		28	
Sepsis Action Taken by Nursing			

Temperature	11/13/22 19:00	11/13/22 19:30	11/13/22 20:00	97 F L
Temperature Source				Temporal Artery Scan
Pulse Rate	91	85	82	
Pulse Rhythm [Bilateral Dorsalis Pedis]				
Pulse Rhythm [Bilateral Radial]				
Pulse Strength [Bilateral Dorsalis Pedis]				
Pulse Strength [Bilateral Radial]				
Respiratory Rate				
Respiratory Effort				
Respiratory Depth				
Respiratory Pattern				
Blood Pressure	141/59 H	112/52 L	117/48 L	
Blood Pressure Mean	86	72	71	
Blood Pressure Location				Left Arm
Pulse Oximetry	96		96	
O2 Delivery				Mechanical Ventilation

Lyons, Kathleen A

Facility: Queen of the Valley Hospital **Location:** Q 1 Intensive Care Unit
 61 F 07/13/1961 **Med Rec Num:** MR01483046

Room-Bed: QI007-A
Visit: QH0054940416

Vital Signs - Continued

Oxygen Flow Rate				16
FI02				28
Sepsis Action Taken by Nursing				

	11/13/22 20:30	11/13/22 21:00	11/13/22 21:30
Temperature			
Temperature Source			
Pulse Rate	85	92	83
Pulse Rhythm [Bilateral Dorsalis Pedis]			
Pulse Rhythm [Bilateral Radial]			
Pulse Strength [Bilateral Dorsalis Pedis]			
Pulse Strength [Bilateral Radial]			
Respiratory Rate			
Respiratory Effort			
Respiratory Depth			
Respiratory Pattern			
Blood Pressure	110/49 L	143/64 H	107/49 L
Blood Pressure Mean	69	90	68
Blood Pressure Location			
Pulse Oximetry	96	97	96
O2 Delivery			
Oxygen Flow Rate			
FI02			
Sepsis Action Taken by Nursing			

	11/13/22 22:00	11/13/22 23:59	11/13/22 23:59
Temperature			
Temperature Source			
Pulse Rate	87		
Pulse Rhythm [Bilateral Dorsalis Pedis]			
Pulse Rhythm [Bilateral Radial]			
Pulse Strength [Bilateral Dorsalis Pedis]			
Pulse Strength [Bilateral Radial]			

Lyons, Kathleen A

Facility: Queen of the Valley Hospital **Location:** Q 1 Intensive Care Unit
 61 F 07/13/1961 **Med Rec Num:** MR01483046

Room-Bed: QI007-A
Visit: QH0054940416

Vital Signs - Continued

Respiratory Rate			
Respiratory Effort			Mechanically Ventilated
Respiratory Depth			Normal
Respiratory Pattern			Normal
Blood Pressure	120/54 L		
Blood Pressure Mean	76		
Blood Pressure Location			
Pulse Oximetry	97		
O2 Delivery			
Oxygen Flow Rate			
FIO2		28	
Sepsis Action Taken by Nursing			

Temperature	11/13/22 23:59	11/13/22 22:30	11/13/22 23:00
Temperature Source			
Pulse Rate	85	82	85
Pulse Rhythm [Bilateral Dorsalis Pedis]			
Pulse Rhythm [Bilateral Radial]			
Pulse Strength [Bilateral Dorsalis Pedis]			
Pulse Strength [Bilateral Radial]			
Respiratory Rate			
Respiratory Effort			
Respiratory Depth			
Respiratory Pattern			
Blood Pressure		106/52 L	116/50 L
Blood Pressure Mean		70	72
Blood Pressure Location			
Pulse Oximetry		94	95
O2 Delivery			
Oxygen Flow Rate			
FIO2			
Sepsis Action Taken by Nursing			

Lyons, Kathleen A

Facility: Queen of the Valley Hospital **Location:** Q 1 Intensive Care Unit
 61 F 07/13/1961 **Med Rec Num:** MR01483046

Room-Bed: QI007-A
Visit: QH0054940416

Vital Signs - Continued

	11/13/22 23:30	11/14/22 00:00	11/13/22 23:25
Temperature		98 F	
Temperature Source		Axillary	
Pulse Rate	85	87	92
Pulse Rhythm [Bilateral Dorsalis Pedis]			
Pulse Rhythm [Bilateral Radial]			
Pulse Strength [Bilateral Dorsalis Pedis]			
Pulse Strength [Bilateral Radial]			
Respiratory Rate			20
Respiratory Effort			
Respiratory Depth			
Respiratory Pattern			
Blood Pressure	112/54 L	111/50 L	116/50 L
Blood Pressure Mean	73	70	
Blood Pressure Location		Left Arm	
Pulse Oximetry	97	97	95
O2 Delivery		Mechanical Ventilation	
Oxygen Flow Rate		16	
FI02		28	28
Sepsis Action Taken by Nursing			

	11/14/22 00:30	11/14/22 01:00	11/14/22 01:30
Temperature			
Temperature Source			
Pulse Rate	100	86	85
Pulse Rhythm [Bilateral Dorsalis Pedis]			
Pulse Rhythm [Bilateral Radial]			
Pulse Strength [Bilateral Dorsalis Pedis]			
Pulse Strength [Bilateral Radial]			
Respiratory Rate			
Respiratory Effort			
Respiratory Depth			

Lyons, Kathleen A

Facility: Queen of the Valley Hospital **Location:** Q 1 Intensive Care Unit
 61 F 07/13/1961 **Med Rec Num:** MR01483046

Room-Bed: QI007-A
Visit: QH0054940416

Vital Signs - Continued

Respiratory Pattern			
Blood Pressure	132/68 H	112/53 L	113/51 L
Blood Pressure Mean	89	72	71
Blood Pressure Location			
Pulse Oximetry	95	97	99
O2 Delivery			
Oxygen Flow Rate			
FIO2			
Sepsis Action Taken by Nursing			

Temperature	11/14/22 02:00	11/14/22 02:30	11/14/22 04:00
Temperature Source			
Pulse Rate	88	84	
Pulse Rhythm [Bilateral Dorsalis Pedis]			
Pulse Rhythm [Bilateral Radial]			
Pulse Strength [Bilateral Dorsalis Pedis]			
Pulse Strength [Bilateral Radial]			
Respiratory Rate			
Respiratory Effort			
Respiratory Depth			
Respiratory Pattern			
Blood Pressure	116/55 L	117/53 L	
Blood Pressure Mean	75	74	
Blood Pressure Location			
Pulse Oximetry	100	100	
O2 Delivery			
Oxygen Flow Rate			
FIO2			28
Sepsis Action Taken by Nursing			

Temperature	11/14/22 04:00	11/14/22 04:00	11/14/22 03:00
-------------	-------------------	-------------------	-------------------

Lyons, Kathleen A

Facility: Queen of the Valley Hospital **Location:** Q 1 Intensive Care Unit
 61 F 07/13/1961 **Med Rec Num:** MR01483046

Room-Bed: QI007-A
Visit: QH0054940416

Vital Signs - Continued

Temperature Source			
Pulse Rate		85	85
Pulse Rhythm [Bilateral Dorsalis Pedis]			
Pulse Rhythm [Bilateral Radial]			
Pulse Strength [Bilateral Dorsalis Pedis]			
Pulse Strength [Bilateral Radial]			
Respiratory Rate			
Respiratory Effort	Mechanically Ventilated		
Respiratory Depth	Normal		
Respiratory Pattern	Normal		
Blood Pressure			122/55 H
Blood Pressure Mean			77
Blood Pressure Location			
Pulse Oximetry			
O2 Delivery			
Oxygen Flow Rate			
FI02			
Sepsis Action Taken by Nursing			

Temperature	11/14/22 03:30	11/14/22 04:00	11/14/22 03:00
Temperature Source		Axillary	
Pulse Rate	88	87	85
Pulse Rhythm [Bilateral Dorsalis Pedis]			
Pulse Rhythm [Bilateral Radial]			
Pulse Strength [Bilateral Dorsalis Pedis]			
Pulse Strength [Bilateral Radial]			19
Respiratory Rate			
Respiratory Effort			
Respiratory Depth			
Respiratory Pattern			
Blood Pressure	119/54 L	123/58 H	122/55 H
Blood Pressure Mean	75	79	
Blood Pressure Location		Left Arm	

Lyons, Kathleen A

Facility: Queen of the Valley Hospital **Location:** Q 1 Intensive Care Unit
 61 F 07/13/1961 **Med Rec Num:** MR01483046

Room-Bed: QI007-A
Visit: QH0054940416

Vital Signs - Continued

Pulse Oximetry		98	97
O2 Delivery		Mechanical Ventilation	
Oxygen Flow Rate		16	
FI02		28	28
Sepsis Action Taken by Nursing			

	11/14/22 04:30	11/14/22 05:00	11/14/22 05:30
Temperature			
Temperature Source			
Pulse Rate	86	87	85
Pulse Rhythm [Bilateral Dorsalis Pedis]			
Pulse Rhythm [Bilateral Radial]			
Pulse Strength [Bilateral Dorsalis Pedis]			
Pulse Strength [Bilateral Radial]			
Respiratory Rate			
Respiratory Effort			
Respiratory Depth			
Respiratory Pattern			
Blood Pressure	112/54 L	117/54 L	122/51 H
Blood Pressure Mean	73	75	74
Blood Pressure Location			
Pulse Oximetry	99		
O2 Delivery			
Oxygen Flow Rate			
FI02			
Sepsis Action Taken by Nursing			

	11/14/22 06:00	11/14/22 08:00	11/14/22 06:30
Temperature			
Temperature Source			
Pulse Rate	86	91	90
Pulse Rhythm [Bilateral Dorsalis Pedis]			

Lyons, Kathleen A

Facility: Queen of the Valley Hospital **Location:** Q 1 Intensive Care Unit
 61 F 07/13/1961 **Med Rec Num:** MR01483046

Room-Bed: QI007-A
Visit: QH0054940416

Vital Signs - Continued

Pulse Rhythm [Bilateral Radial]			
Pulse Strength [Bilateral Dorsalis Pedis]			
Pulse Strength [Bilateral Radial]			
Respiratory Rate			
Respiratory Effort			
Respiratory Depth			
Respiratory Pattern			
Blood Pressure	114/56 L		113/57 L
Blood Pressure Mean	75		75
Blood Pressure Location			
Pulse Oximetry			100
O2 Delivery			
Oxygen Flow Rate			
FI02			
Sepsis Action Taken by Nursing			

Temperature	11/14/22 07:00	11/14/22 07:30	11/14/22 08:00
Temperature Source			96.8 F L Temporal Artery Scan
Pulse Rate	86	88	91
Pulse Rhythm [Bilateral Dorsalis Pedis]			
Pulse Rhythm [Bilateral Radial]			
Pulse Strength [Bilateral Dorsalis Pedis]			
Pulse Strength [Bilateral Radial]			
Respiratory Rate			
Respiratory Effort			
Respiratory Depth			
Respiratory Pattern			
Blood Pressure	119/53 L	120/53 L	124/53 H
Blood Pressure Mean	75	75	76
Blood Pressure Location			
Pulse Oximetry	100	98	100
O2 Delivery			
Oxygen Flow Rate			

Lyons, Kathleen A

Facility: Queen of the Valley Hospital **Location:** Q 1 Intensive Care Unit
 61 F 07/13/1961 **Med Rec Num:** MR01483046

Room-Bed: QI007-A
Visit: QH0054940416

Vital Signs - Continued

FI02				
Sepsis Action Taken by Nursing				

	11/14/22 08:30	11/14/22 09:00	11/14/22 09:30
Temperature			
Temperature Source			
Pulse Rate	91	89	92
Pulse Rhythm [Bilateral Dorsalis Pedis]			
Pulse Rhythm [Bilateral Radial]			
Pulse Strength [Bilateral Dorsalis Pedis]			
Pulse Strength [Bilateral Radial]			
Respiratory Rate			
Respiratory Effort			
Respiratory Depth			
Respiratory Pattern			
Blood Pressure	114/57 L	113/55 L	113/59 L
Blood Pressure Mean	76	74	77
Blood Pressure Location			
Pulse Oximetry	100	100	100
O2 Delivery			
Oxygen Flow Rate			
FI02			
Sepsis Action Taken by Nursing			

	11/14/22 10:00	11/14/22 10:30	11/14/22 11:00
Temperature			
Temperature Source			
Pulse Rate	103 H	93	96
Pulse Rhythm [Bilateral Dorsalis Pedis]			
Pulse Rhythm [Bilateral Radial]			
Pulse Strength [Bilateral Dorsalis Pedis]			
Pulse Strength [Bilateral Radial]			
Respiratory Rate			

Lyons, Kathleen A

Facility: Queen of the Valley Hospital **Location:** Q 1 Intensive Care Unit
 61 F 07/13/1961 **Med Rec Num:** MR01483046

Room-Bed: QI007-A
Visit: QH0054940416

Vital Signs - Continued

Respiratory Effort			
Respiratory Depth			
Respiratory Pattern			
Blood Pressure	120/57 L	124/61 H	134/60 H
Blood Pressure Mean	78	82	84
Blood Pressure Location			
Pulse Oximetry	100	100	98
O2 Delivery			
Oxygen Flow Rate			
FI02			
Sepsis Action Taken by Nursing			

Temperature	11/14/22 08:00	11/14/22 08:00	11/14/22 08:00
Temperature Source			
Pulse Rate			
Pulse Rhythm [Bilateral Dorsalis Pedis]			
Pulse Rhythm [Bilateral Radial]			
Pulse Strength [Bilateral Dorsalis Pedis]			
Pulse Strength [Bilateral Radial]			
Respiratory Rate			
Respiratory Effort			Mechanically Ventilated
Respiratory Depth			Normal
Respiratory Pattern			Normal
Blood Pressure			
Blood Pressure Mean			
Blood Pressure Location			
Pulse Oximetry			
O2 Delivery			
Oxygen Flow Rate			28
FI02			
Sepsis Action Taken by Nursing	No Action Required		

Lyons, Kathleen A

Facility: Queen of the Valley Hospital **Location:** Q 1 Intensive Care Unit
 61 F 07/13/1961 **Med Rec Num:** MR01483046

Room-Bed: QI007-A
Visit: QH0054940416

Vital Signs - Continued

Temperature	11/14/22 12:00	11/14/22 07:25	11/14/22 11:55
Temperature Source			
Pulse Rate		86	92
Pulse Rhythm [Bilateral Dorsalis Pedis]			
Pulse Rhythm [Bilateral Radial]			
Pulse Strength [Bilateral Dorsalis Pedis]			
Pulse Strength [Bilateral Radial]			
Respiratory Rate		18	16
Respiratory Effort		Mechanically Ventilated	
Respiratory Depth		Normal	
Respiratory Pattern		Normal	
Blood Pressure		120/54 L	132/64 H
Blood Pressure Mean			
Blood Pressure Location			
Pulse Oximetry		99	98
O2 Delivery			
Oxygen Flow Rate			
FI02		28	28
Sepsis Action Taken by Nursing			

Temperature	11/14/22 12:00	11/14/22 11:30	11/14/22 12:00
Temperature Source			Temporal Artery Scan
Pulse Rate		92	93
Pulse Rhythm [Bilateral Dorsalis Pedis]			
Pulse Rhythm [Bilateral Radial]			
Pulse Strength [Bilateral Dorsalis Pedis]			
Pulse Strength [Bilateral Radial]			
Respiratory Rate			
Respiratory Effort			

Lyons, Kathleen A

Facility: Queen of the Valley Hospital **Location:** Q 1 Intensive Care Unit
 61 F 07/13/1961 **Med Rec Num:** MR01483046

Room-Bed: QI007-A
Visit: QH0054940416

Vital Signs - Continued

Respiratory Depth			
Respiratory Pattern			
Blood Pressure		124/55 H	122/55 H
Blood Pressure Mean		78	77
Blood Pressure Location			
Pulse Oximetry		97	96
O2 Delivery			
Oxygen Flow Rate			
FI02		28	
Sepsis Action Taken by Nursing			

Temperature		11/14/22 12:30	11/14/22 12:00	11/14/22 13:00
Temperature Source				
Pulse Rate		94	93	96
Pulse Rhythm [Bilateral Dorsalis Pedis]				
Pulse Rhythm [Bilateral Radial]				
Pulse Strength [Bilateral Dorsalis Pedis]				
Pulse Strength [Bilateral Radial]				
Respiratory Rate				
Respiratory Effort				
Respiratory Depth				
Respiratory Pattern				
Blood Pressure		132/55 H		112/58 L
Blood Pressure Mean		80		76
Blood Pressure Location				
Pulse Oximetry		98		96
O2 Delivery				
Oxygen Flow Rate				
FI02				
Sepsis Action Taken by Nursing				

		11/14/22 13:30	11/14/22 14:00	11/14/22 14:30
--	--	-------------------	-------------------	-------------------

Lyons, Kathleen A

Facility: Queen of the Valley Hospital **Location:** Q 1 Intensive Care Unit
 61 F 07/13/1961 **Med Rec Num:** MR01483046

Room-Bed: QI007-A
Visit: QH0054940416

Vital Signs - Continued

Temperature			
Temperature Source			
Pulse Rate	95	91	91
Pulse Rhythm [Bilateral Dorsalis Pedis]			
Pulse Rhythm [Bilateral Radial]			
Pulse Strength [Bilateral Dorsalis Pedis]			
Pulse Strength [Bilateral Radial]			
Respiratory Rate			
Respiratory Effort			
Respiratory Depth			
Respiratory Pattern			
Blood Pressure	118/55 L	122/56 H	121/54 H
Blood Pressure Mean	76	78	76
Blood Pressure Location			
Pulse Oximetry	97	97	96
O2 Delivery			
Oxygen Flow Rate			
FI02			
Sepsis Action Taken by Nursing			

Temperature	11/14/22	11/14/22	11/14/22
Temperature Source	16:00	15:00	15:30
Pulse Rate		93	93
Pulse Rhythm [Bilateral Dorsalis Pedis]			
Pulse Rhythm [Bilateral Radial]			
Pulse Strength [Bilateral Dorsalis Pedis]			
Pulse Strength [Bilateral Radial]			
Respiratory Rate			
Respiratory Effort			
Respiratory Depth			
Respiratory Pattern			
Blood Pressure		124/56 H	119/55 L
Blood Pressure Mean		78	76
Blood Pressure Location			

Lyons, Kathleen A

Facility: Queen of the Valley Hospital **Location:** Q 1 Intensive Care Unit
 61 F 07/13/1961 **Med Rec Num:** MR01483046

Room-Bed: QI007-A
Visit: QH0054940416

Vital Signs - Continued

Pulse Oximetry		95	97
O2 Delivery			
Oxygen Flow Rate			
FIO2	28		
Sepsis Action Taken by Nursing			

Temperature	11/14/22 16:00	11/14/22 16:36	11/14/22 16:00
Temperature Source	97.2 F L Temporal Artery Scan		
Pulse Rate	99	94	95
Pulse Rhythm [Bilateral Dorsalis Pedis]			
Pulse Rhythm [Bilateral Radial]			
Pulse Strength [Bilateral Dorsalis Pedis]			
Pulse Strength [Bilateral Radial]		17	
Respiratory Rate			
Respiratory Effort			
Respiratory Depth			
Respiratory Pattern			
Blood Pressure	116/59 L	116/62	
Blood Pressure Mean	78		
Blood Pressure Location			
Pulse Oximetry	97	98	
O2 Delivery			
Oxygen Flow Rate			
FIO2		28	
Sepsis Action Taken by Nursing			

Temperature	11/14/22 16:00	11/14/22 16:30	11/14/22 17:00
Temperature Source			
Pulse Rate		95	93
Pulse Rhythm [Bilateral Dorsalis Pedis]			

Lyons, Kathleen A

Facility: Queen of the Valley Hospital **Location:** Q 1 Intensive Care Unit
 61 F 07/13/1961 **Med Rec Num:** MR01483046

Room-Bed: QI007-A
Visit: QH0054940416

Vital Signs - Continued

Pulse Rhythm [Bilateral Radial]			
Pulse Strength [Bilateral Dorsalis Pedis]			
Pulse Strength [Bilateral Radial]			
Respiratory Rate			
Respiratory Effort	Mechanically Ventilated		
Respiratory Depth	Normal		
Respiratory Pattern	Normal		
Blood Pressure		125/55 H	113/57 L
Blood Pressure Mean		78	75
Blood Pressure Location			
Pulse Oximetry		97	97
O2 Delivery			
Oxygen Flow Rate			
FI02			
Sepsis Action Taken by Nursing			

Temperature	11/14/22 17:30	11/14/22 18:00	11/14/22 18:30
Temperature Source			
Pulse Rate	92	92	89
Pulse Rhythm [Bilateral Dorsalis Pedis]			
Pulse Rhythm [Bilateral Radial]			
Pulse Strength [Bilateral Dorsalis Pedis]			
Pulse Strength [Bilateral Radial]			
Respiratory Rate			
Respiratory Effort			
Respiratory Depth			
Respiratory Pattern			
Blood Pressure	120/55 L	111/54 L	116/53 L
Blood Pressure Mean	76	73	74
Blood Pressure Location			
Pulse Oximetry	96	95	96
O2 Delivery			
Oxygen Flow Rate			

Lyons, Kathleen A

Facility: Queen of the Valley Hospital **Location:** Q 1 Intensive Care Unit
 61 F 07/13/1961 **Med Rec Num:** MR01483046

Room-Bed: QI007-A
Visit: QH0054940416

Vital Signs - Continued

FI02			
Sepsis Action Taken by Nursing			

Temperature	11/14/22 19:00	11/14/22 19:30	11/14/22 20:00 97.4 F L
Temperature Source			Tympanic
Pulse Rate	96	91	91
Pulse Rhythm [Bilateral Dorsalis Pedis]			
Pulse Rhythm [Bilateral Radial]			
Pulse Strength [Bilateral Dorsalis Pedis]			
Pulse Strength [Bilateral Radial]			
Respiratory Rate			
Respiratory Effort			
Respiratory Depth			
Respiratory Pattern			
Blood Pressure	124/58 H	118/51 L	121/52 H
Blood Pressure Mean	80	73	75
Blood Pressure Location			
Pulse Oximetry	97	96	96
O2 Delivery			
FI02			
Sepsis Action Taken by Nursing			

Temperature	11/14/22 20:00	11/14/22 20:00	11/14/22 20:00
Temperature Source			
Pulse Rate		92	
Pulse Rhythm [Bilateral Dorsalis Pedis]			
Pulse Rhythm [Bilateral Radial]			
Pulse Strength [Bilateral Dorsalis Pedis]			
Pulse Strength [Bilateral Radial]			
Respiratory Rate			

Lyons, Kathleen A

Facility: Queen of the Valley Hospital **Location:** Q 1 Intensive Care Unit
 61 F 07/13/1961 **Med Rec Num:** MR01483046

Room-Bed: QI007-A
Visit: QH0054940416

Vital Signs - Continued

Respiratory Effort			Mechanically Ventilated
Respiratory Depth			Normal
Respiratory Pattern			Normal
Blood Pressure			
Blood Pressure Mean			
Blood Pressure Location			
Pulse Oximetry			
O2 Delivery			
Oxygen Flow Rate			
FI02			
Sepsis Action Taken by Nursing	No Action Required		

Temperature	11/14/22 20:00	11/14/22 19:40	11/14/22 20:30
Temperature Source			
Pulse Rate		89	90
Pulse Rhythm [Bilateral Dorsalis Pedis]			
Pulse Rhythm [Bilateral Radial]			
Pulse Strength [Bilateral Dorsalis Pedis]			
Pulse Strength [Bilateral Radial]			
Respiratory Rate		16	
Respiratory Effort			
Respiratory Depth			
Respiratory Pattern			
Blood Pressure		121/52 H	122/55 H
Blood Pressure Mean			77
Blood Pressure Location			
Pulse Oximetry		96	97
O2 Delivery			
Oxygen Flow Rate			
FI02	28		28
Sepsis Action Taken by Nursing			

Lyons, Kathleen A

Facility: Queen of the Valley Hospital **Location:** Q 1 Intensive Care Unit
 61 F 07/13/1961 **Med Rec Num:** MR01483046

Room-Bed: QI007-A
Visit: QH0054940416

Vital Signs - Continued

	11/14/22 21:00	11/14/22 21:30	11/14/22 22:00
Temperature			
Temperature Source			
Pulse Rate	91	94	100
Pulse Rhythm [Bilateral Dorsalis Pedis]			
Pulse Rhythm [Bilateral Radial]			
Pulse Strength [Bilateral Dorsalis Pedis]			
Pulse Strength [Bilateral Radial]			
Respiratory Rate			
Respiratory Effort			
Respiratory Depth			
Respiratory Pattern			
Blood Pressure	111/53 L	128/78 H	124/59 H
Blood Pressure Mean	72	94	80
Blood Pressure Location			
Pulse Oximetry	98	100	98
O2 Delivery			
Oxygen Flow Rate			
FI02			
Sepsis Action Taken by Nursing			

	11/14/22 23:59	11/14/22 23:59	11/14/22 23:59
Temperature			
Temperature Source			
Pulse Rate	110 H		
Pulse Rhythm [Bilateral Dorsalis Pedis]			
Pulse Rhythm [Bilateral Radial]		Regular	
Pulse Strength [Bilateral Dorsalis Pedis]			
Pulse Strength [Bilateral Radial]			
Respiratory Rate			
Respiratory Effort		Mechanically Ventilated	
Respiratory Depth		Normal	

Lyons, Kathleen A

Facility: Queen of the Valley Hospital **Location:** Q 1 Intensive Care Unit
 61 F 07/13/1961 **Med Rec Num:** MR01483046

Room-Bed: QI007-A
Visit: QH0054940416

Vital Signs - Continued

Respiratory Pattern		Normal	
Blood Pressure			
Blood Pressure Mean			
Blood Pressure Location			
Pulse Oximetry			
O2 Delivery			
Oxygen Flow Rate			
FIO2			28
Sepsis Action Taken by Nursing			

Temperature		11/14/22 22:30	11/14/22 23:00	11/14/22 23:30
Temperature Source				
Pulse Rate		97	98	99
Pulse Rhythm [Bilateral Dorsalis Pedis]				
Pulse Rhythm [Bilateral Radial]				
Pulse Strength [Bilateral Dorsalis Pedis]				
Pulse Strength [Bilateral Radial]				
Respiratory Rate				
Respiratory Effort				
Respiratory Depth				
Respiratory Pattern				
Blood Pressure		121/61 H	126/56 H	130/57 H
Blood Pressure Mean		81	79	81
Blood Pressure Location				
Pulse Oximetry		100	100	100
O2 Delivery				
Oxygen Flow Rate				
FIO2				
Sepsis Action Taken by Nursing				

	11/15/22 00:00	11/15/22 00:30	11/15/22 01:00
Temperature	98.0 F		

Lyons, Kathleen A

Facility: Queen of the Valley Hospital **Location:** Q 1 Intensive Care Unit
 61 F 07/13/1961 **Med Rec Num:** MR01483046

Room-Bed: QI007-A
Visit: QH0054940416

Vital Signs - Continued

Temperature Source	Temporal Artery Scan			
Pulse Rate		109 H	110 H	108 H
Pulse Rhythm [Bilateral Dorsalis Pedis]				
Pulse Rhythm [Bilateral Radial]				
Pulse Strength [Bilateral Dorsalis Pedis]				
Pulse Strength [Bilateral Radial]				
Respiratory Rate		16		
Respiratory Effort				
Respiratory Depth				
Respiratory Pattern				
Blood Pressure		138/63 H	132/71 H	114/56 L
Blood Pressure Mean		88	91	75
Blood Pressure Location				
Pulse Oximetry		100	98	98
O2 Delivery				
Oxygen Flow Rate				
FI02		28		
Sepsis Action Taken by Nursing				

Temperature		11/15/22 01:30	11/15/22 02:00	11/14/22 23:15
Temperature Source				
Pulse Rate		102 H	102 H	90
Pulse Rhythm [Bilateral Dorsalis Pedis]				
Pulse Rhythm [Bilateral Radial]				
Pulse Strength [Bilateral Dorsalis Pedis]				
Pulse Strength [Bilateral Radial]				
Respiratory Rate				16
Respiratory Effort				
Respiratory Depth				
Respiratory Pattern				
Blood Pressure		108/57 L	122/57 H	126/56 H
Blood Pressure Mean		74	78	

Lyons, Kathleen A

Facility: Queen of the Valley Hospital **Location:** Q 1 Intensive Care Unit
 61 F 07/13/1961 **Med Rec Num:** MR01483046

Room-Bed: QI007-A
Visit: QH0054940416

Vital Signs - Continued

Blood Pressure Location			
Pulse Oximetry	98	98	97
O2 Delivery			
Oxygen Flow Rate			
FIO2			28
Sepsis Action Taken by Nursing			

Temperature	11/15/22 04:00	11/15/22 04:00	11/15/22 04:00
Temperature Source			
Pulse Rate	103 H		
Pulse Rhythm [Bilateral Dorsalis Pedis]		Regular	
Pulse Rhythm [Bilateral Radial]			
Pulse Strength [Bilateral Dorsalis Pedis]			
Pulse Strength [Bilateral Radial]			
Respiratory Rate			
Respiratory Effort		Mechanically Ventilated	
Respiratory Depth		Normal	
Respiratory Pattern		Normal	
Blood Pressure			
Blood Pressure Mean			
Blood Pressure Location			
Pulse Oximetry			
O2 Delivery			
Oxygen Flow Rate			
FIO2			28
Sepsis Action Taken by Nursing			

Temperature	11/15/22 03:50	11/15/22 02:30	11/15/22 03:00
Temperature Source			
Pulse Rate	92	103 H	100

Lyons, Kathleen A

Facility: Queen of the Valley Hospital **Location:** Q 1 Intensive Care Unit
 61 F 07/13/1961 **Med Rec Num:** MR01483046

Room-Bed: QI007-A
Visit: QH0054940416

Vital Signs - Continued

Pulse Rhythm [Bilateral Dorsalis Pedis]			
Pulse Rhythm [Bilateral Radial]			
Pulse Strength [Bilateral Dorsalis Pedis]			
Pulse Strength [Bilateral Radial]			
Respiratory Rate	16		
Respiratory Effort			
Respiratory Depth			
Respiratory Pattern			
Blood Pressure	120/57 L	114/57 L	116/54 L
Blood Pressure Mean		76	74
Blood Pressure Location			
Pulse Oximetry	96	97	96
O2 Delivery			
Oxygen Flow Rate			
FI02	28		
Sepsis Action Taken by Nursing			

	11/15/22	11/15/22	11/15/22
Temperature	03:30	04:00	04:30
Temperature Source		Axillary	
Pulse Rate	101 H	104 H	107 H
Pulse Rhythm [Bilateral Dorsalis Pedis]			
Pulse Rhythm [Bilateral Radial]			
Pulse Strength [Bilateral Dorsalis Pedis]			
Pulse Strength [Bilateral Radial]			
Respiratory Rate			
Respiratory Effort			
Respiratory Depth			
Respiratory Pattern			
Blood Pressure	112/56 L	126/57 H	122/59 H
Blood Pressure Mean	74	80	80
Blood Pressure Location			
Pulse Oximetry	99	98	98
O2 Delivery			
Oxygen Flow Rate			

Lyons, Kathleen A

Facility: Queen of the Valley Hospital **Location:** Q 1 Intensive Care Unit
 61 F 07/13/1961 **Med Rec Num:** MR01483046

Room-Bed: QI007-A
Visit: QH0054940416

Vital Signs - Continued

FI02			
Sepsis Action Taken by Nursing			

Temperature	11/15/22 05:00	11/15/22 05:30	11/15/22 06:00
Temperature Source			
Pulse Rate	103 H	108 H	109 H
Pulse Rhythm [Bilateral Dorsalis Pedis]			
Pulse Rhythm [Bilateral Radial]			
Pulse Strength [Bilateral Dorsalis Pedis]			
Pulse Strength [Bilateral Radial]			
Respiratory Rate			
Respiratory Effort			
Respiratory Depth			
Respiratory Pattern			
Blood Pressure	116/62	132/61 H	131/62 H
Blood Pressure Mean	80	84	85
Blood Pressure Location			
Pulse Oximetry	96	98	97
O2 Delivery			
Oxygen Flow Rate			
FI02			
Sepsis Action Taken by Nursing			

Temperature	11/15/22 07:07	11/15/22 08:00	11/15/22 08:00
Temperature Source			
Pulse Rate	107 H	107 H	
Pulse Rhythm [Bilateral Dorsalis Pedis]			Regular
Pulse Rhythm [Bilateral Radial]			Regular
Pulse Strength [Bilateral Dorsalis Pedis]			Normal
Pulse Strength [Bilateral Radial]			Normal
Respiratory Rate	18		

Lyons, Kathleen A

Facility: Queen of the Valley Hospital **Location:** Q 1 Intensive Care Unit
 61 F 07/13/1961 **Med Rec Num:** MR01483046

Room-Bed: QI007-A
Visit: QH0054940416

Vital Signs - Continued

Respiratory Effort			Mechanically Ventilated
Respiratory Depth			Normal
Respiratory Pattern			Normal
Blood Pressure	114/54 L		
Blood Pressure Mean			
Blood Pressure Location			
Pulse Oximetry	97		
O2 Delivery			
Oxygen Flow Rate			
FI02	28		
Sepsis Action Taken by Nursing			

Temperature	11/15/22 08:00	11/15/22 08:00	11/15/22 06:30
Temperature Source			
Pulse Rate			111 H
Pulse Rhythm [Bilateral Dorsalis Pedis]			
Pulse Rhythm [Bilateral Radial]			
Pulse Strength [Bilateral Dorsalis Pedis]			
Pulse Strength [Bilateral Radial]			
Respiratory Rate			
Respiratory Effort			
Respiratory Depth			
Respiratory Pattern			
Blood Pressure			119/58 L
Blood Pressure Mean			78
Blood Pressure Location			
Pulse Oximetry			
O2 Delivery			
Oxygen Flow Rate			28
FI02			
Sepsis Action Taken by Nursing	No Action Required		

Lyons, Kathleen A
Facility: Queen of the Valley Hospital **Location:** Q 1 Intensive Care Unit
 61 F 07/13/1961 **Med Rec Num:** MR01483046

Room-Bed: QI007-A
Visit: QH0054940416

Vital Signs - Continued

	11/15/22 07:00	11/15/22 07:30	11/15/22 08:00
Temperature			
Temperature Source			
Pulse Rate	107 H	106 H	107 H
Pulse Rhythm [Bilateral Dorsalis Pedis]			
Pulse Rhythm [Bilateral Radial]			
Pulse Strength [Bilateral Dorsalis Pedis]			
Pulse Strength [Bilateral Radial]			
Respiratory Rate			
Respiratory Effort			
Respiratory Depth			
Respiratory Pattern			
Blood Pressure	114/54 L	113/56 L	127/60 H
Blood Pressure Mean	74	75	82
Blood Pressure Location			
Pulse Oximetry		96	97
O2 Delivery			
Oxygen Flow Rate			
FI02			
Sepsis Action Taken by Nursing			
Temperature	11/15/22 08:30	11/15/22 09:00	11/15/22 09:30
Temperature Source			
Pulse Rate	106 H	107 H	105 H
Pulse Rhythm [Bilateral Dorsalis Pedis]			
Pulse Rhythm [Bilateral Radial]			
Pulse Strength [Bilateral Dorsalis Pedis]			
Pulse Strength [Bilateral Radial]			
Respiratory Rate			
Respiratory Effort			
Respiratory Depth			
Respiratory Pattern			

Lyons, Kathleen A

Facility: Queen of the Valley Hospital **Location:** Q 1 Intensive Care Unit
 61 F 07/13/1961 **Med Rec Num:** MR01483046

Room-Bed: QI007-A
Visit: QH0054940416

Vital Signs - Continued

Blood Pressure	119/51 L	110/53 L	111/54 L
Blood Pressure Mean	73	72	73
Blood Pressure Location			
Pulse Oximetry	97		95
O2 Delivery			
Oxygen Flow Rate			
FI02			
Sepsis Action Taken by Nursing			

Temperature	11/15/22 10:00	11/15/22 10:30	11/15/22 11:15
Temperature Source			
Pulse Rate	107 H	109 H	107 H
Pulse Rhythm [Bilateral Dorsalis Pedis]			
Pulse Rhythm [Bilateral Radial]			
Pulse Strength [Bilateral Dorsalis Pedis]			
Pulse Strength [Bilateral Radial]			17
Respiratory Rate			
Respiratory Effort			
Respiratory Depth			
Respiratory Pattern			
Blood Pressure	133/56 H	117/52 L	116/52 L
Blood Pressure Mean	73	73	
Blood Pressure Location			
Pulse Oximetry	97		98
O2 Delivery			
Oxygen Flow Rate			
FI02			28
Sepsis Action Taken by Nursing			

Temperature	11/15/22 12:00	11/15/22 12:00	11/15/22 11:00
Temperature Source			

Lyons, Kathleen A

Facility: Queen of the Valley Hospital **Location:** Q 1 Intensive Care Unit
 61 F 07/13/1961 **Med Rec Num:** MR01483046

Room-Bed: QI007-A
Visit: QH0054940416

Vital Signs - Continued

Pulse Rate			107 H
Pulse Rhythm [Bilateral Dorsalis Pedis]	Regular		
Pulse Rhythm [Bilateral Radial]	Regular		
Pulse Strength [Bilateral Dorsalis Pedis]	Normal		
Pulse Strength [Bilateral Radial]	Normal		
Respiratory Rate			
Respiratory Effort	Mechanically Ventilated		
Respiratory Depth	Normal		
Respiratory Pattern	Normal		
Blood Pressure			116/52 L
Blood Pressure Mean			73
Blood Pressure Location			
Pulse Oximetry			
O2 Delivery			
Oxygen Flow Rate			28
FI02			
Sepsis Action Taken by Nursing			

Temperature	11/15/22 11:30	11/15/22 12:00	11/15/22 12:30
Temperature Source		101.1 F H Oral	
Pulse Rate	106 H	109 H	113 H
Pulse Rhythm [Bilateral Dorsalis Pedis]			
Pulse Rhythm [Bilateral Radial]			
Pulse Strength [Bilateral Dorsalis Pedis]			
Pulse Strength [Bilateral Radial]			
Respiratory Rate			
Respiratory Effort			
Respiratory Depth			
Respiratory Pattern			
Blood Pressure	115/54 L	113/53 L	135/53 H
Blood Pressure Mean	74	73	80
Blood Pressure Location			
Pulse Oximetry			97

Lyons, Kathleen A

Facility: Queen of the Valley Hospital **Location:** Q 1 Intensive Care Unit
 61 F 07/13/1961 **Med Rec Num:** MR01483046

Room-Bed: QI007-A
Visit: QH0054940416

Vital Signs - Continued

O2 Delivery			
Oxygen Flow Rate			
FI02			
Sepsis Action Taken by Nursing			

Temperature	11/15/22 12:00	11/15/22 13:00	11/15/22 13:30
Temperature Source			
Pulse Rate	109 H	116 H	116 H
Pulse Rhythm [Bilateral Dorsalis Pedis]			
Pulse Rhythm [Bilateral Radial]			
Pulse Strength [Bilateral Dorsalis Pedis]			
Pulse Strength [Bilateral Radial]			
Respiratory Rate			
Respiratory Effort			
Respiratory Depth			
Respiratory Pattern			
Blood Pressure		126/57 H	144/58 H
Blood Pressure Mean		80	86
Blood Pressure Location			
Pulse Oximetry			97
O2 Delivery			
Oxygen Flow Rate			
FI02			
Sepsis Action Taken by Nursing			

Temperature	11/15/22 14:00	11/15/22 14:30	11/15/22 14:50
Temperature Source		Oral	
Pulse Rate	120 H	118 H	118 H
Pulse Rhythm [Bilateral Dorsalis Pedis]			
Pulse Rhythm [Bilateral Radial]			
Pulse Strength [Bilateral Dorsalis Pedis]			

Lyons, Kathleen A

Facility: Queen of the Valley Hospital **Location:** Q 1 Intensive Care Unit
 61 F 07/13/1961 **Med Rec Num:** MR01483046

Room-Bed: QI007-A
Visit: QH0054940416

Vital Signs - Continued

Pulse Strength [Bilateral Radial]			
Respiratory Rate			26 H
Respiratory Effort			
Respiratory Depth			
Respiratory Pattern			
Blood Pressure	137/63 H	133/68 H	133/68 H
Blood Pressure Mean	87	89	
Blood Pressure Location			
Pulse Oximetry	95		100
O2 Delivery			
Oxygen Flow Rate			
FIO2			28
Sepsis Action Taken by Nursing			

Temperature		11/15/22 16:00	11/15/22 16:00	11/15/22 16:00
Temperature Source				
Pulse Rate				114 H
Pulse Rhythm [Bilateral Dorsalis Pedis]		Regular		
Pulse Rhythm [Bilateral Radial]		Regular		
Pulse Strength [Bilateral Dorsalis Pedis]		Normal		
Pulse Strength [Bilateral Radial]		Normal		
Respiratory Rate				
Respiratory Effort		Mechanically Ventilated		
Respiratory Depth		Normal		
Respiratory Pattern		Normal		
Blood Pressure				
Blood Pressure Mean				
Blood Pressure Location				
Pulse Oximetry				
O2 Delivery				
Oxygen Flow Rate				
FIO2				28
Sepsis Action Taken by Nursing				

Lyons, Kathleen A

Facility: Queen of the Valley Hospital **Location:** Q 1 Intensive Care Unit
 61 F 07/13/1961 **Med Rec Num:** MR01483046

Room-Bed: QI007-A
Visit: QH0054940416

Vital Signs - Continued

	11/15/22 15:00	11/15/22 15:30	11/15/22 16:00
Temperature			99.8 F H
Temperature Source			Oral
Pulse Rate	114 H	114 H	113 H
Pulse Rhythm [Bilateral Dorsalis Pedis]			
Pulse Rhythm [Bilateral Radial]			
Pulse Strength [Bilateral Dorsalis Pedis]			
Pulse Strength [Bilateral Radial]			
Respiratory Rate			
Respiratory Effort			
Respiratory Depth			
Respiratory Pattern			
Blood Pressure	130/61 H	128/58 H	125/61 H
Blood Pressure Mean	84	81	82
Blood Pressure Location			
Pulse Oximetry	95	96	
O2 Delivery			
Oxygen Flow Rate			
FI02			
Sepsis Action Taken by Nursing			
Temperature	11/15/22 16:30	11/15/22 17:00	11/15/22 17:30
Temperature Source			
Pulse Rate	117 H	108 H	107 H
Pulse Rhythm [Bilateral Dorsalis Pedis]			
Pulse Rhythm [Bilateral Radial]			
Pulse Strength [Bilateral Dorsalis Pedis]			
Pulse Strength [Bilateral Radial]			
Respiratory Rate			
Respiratory Effort			
Respiratory Depth			
Respiratory Pattern			

Lyons, Kathleen A

Facility: Queen of the Valley Hospital **Location:** Q 1 Intensive Care Unit
 61 F 07/13/1961 **Med Rec Num:** MR01483046

Room-Bed: QI007-A
Visit: QH0054940416

Vital Signs - Continued

Blood Pressure	127/59 H	120/57 L	118/57 L
Blood Pressure Mean	81	78	77
Blood Pressure Location			
Pulse Oximetry	95	95	
O2 Delivery			
Oxygen Flow Rate			
FI02			
Sepsis Action Taken by Nursing			

Temperature	11/15/22 18:00	11/15/22 18:30	11/15/22 20:00
Temperature Source			
Pulse Rate	105 H	100	
Pulse Rhythm [Bilateral Dorsalis Pedis]			
Pulse Rhythm [Bilateral Radial]			
Pulse Strength [Bilateral Dorsalis Pedis]			
Pulse Strength [Bilateral Radial]			
Respiratory Rate			
Respiratory Effort			
Respiratory Depth			
Respiratory Pattern			
Blood Pressure	130/58 H	134/55 H	
Blood Pressure Mean	82	81	
Blood Pressure Location			
Pulse Oximetry			
O2 Delivery			
Oxygen Flow Rate			
FI02			
Sepsis Action Taken by Nursing			No Action Required

Temperature	11/15/22 19:00	11/15/22 19:30	11/15/22 20:00
Temperature			98.7 F

Lyons, Kathleen A

Facility: Queen of the Valley Hospital **Location:** Q 1 Intensive Care Unit
 61 F 07/13/1961 **Med Rec Num:** MR01483046

Room-Bed: QI007-A
Visit: QH0054940416

Vital Signs - Continued

Temperature Source			Axillary
Pulse Rate	100	101 H	97
Pulse Rhythm [Bilateral Dorsalis Pedis]			
Pulse Rhythm [Bilateral Radial]			
Pulse Strength [Bilateral Dorsalis Pedis]			
Pulse Strength [Bilateral Radial]			
Respiratory Rate			16
Respiratory Effort			
Respiratory Depth			
Respiratory Pattern			
Blood Pressure	132/59 H	132/58 H	123/58 H
Blood Pressure Mean	83	82	79
Blood Pressure Location			Left Arm
Pulse Oximetry	99	98	98
O2 Delivery			
Oxygen Flow Rate			
FI02			
Sepsis Action Taken by Nursing			

Temperature	11/15/22 20:00	11/15/22 20:00	11/15/22 20:00
Temperature Source			
Pulse Rate	96		
Pulse Rhythm [Bilateral Dorsalis Pedis]		Regular	
Pulse Rhythm [Bilateral Radial]		Regular	
Pulse Strength [Bilateral Dorsalis Pedis]		Normal	
Pulse Strength [Bilateral Radial]		Normal	
Respiratory Rate			
Respiratory Effort		Mechanically Ventilated	
Respiratory Depth		Normal	
Respiratory Pattern		Normal	
Blood Pressure			
Blood Pressure Mean			
Blood Pressure Location			

Lyons, Kathleen A

Facility: Queen of the Valley Hospital **Location:** Q 1 Intensive Care Unit
 61 F 07/13/1961 **Med Rec Num:** MR01483046

Room-Bed: QI007-A
Visit: QH0054940416

Vital Signs - Continued

Pulse Oximetry			
O2 Delivery			
Oxygen Flow Rate			
FI02			28
Sepsis Action Taken by Nursing			

Temperature	11/15/22 20:30	11/15/22 21:00	11/15/22 21:30
Temperature Source			
Pulse Rate	96	96	92
Pulse Rhythm [Bilateral Dorsalis Pedis]			
Pulse Rhythm [Bilateral Radial]			
Pulse Strength [Bilateral Dorsalis Pedis]			
Pulse Strength [Bilateral Radial]			
Respiratory Rate			
Respiratory Effort			
Respiratory Depth			
Respiratory Pattern			
Blood Pressure	134/56 H	132/57 H	123/56 H
Blood Pressure Mean	82	82	78
Blood Pressure Location			
Pulse Oximetry	98	98	99
O2 Delivery			
Oxygen Flow Rate			
FI02			
Sepsis Action Taken by Nursing			

Temperature	11/15/22 22:00	11/15/22 23:59	11/15/22 23:59
Temperature Source			
Pulse Rate	91	85	
Pulse Rhythm [Bilateral Dorsalis Pedis]			Regular
Pulse Rhythm [Bilateral Radial]			Regular

Lyons, Kathleen A

Facility: Queen of the Valley Hospital **Location:** Q 1 Intensive Care Unit
 61 F 07/13/1961 **Med Rec Num:** MR01483046

Room-Bed: QI007-A
Visit: QH0054940416

Vital Signs - Continued

Pulse Strength [Bilateral Dorsalis Pedis]			Normal
Pulse Strength [Bilateral Radial]			Normal
Respiratory Rate			Mechanically Ventilated
Respiratory Effort			Normal
Respiratory Depth			Normal
Respiratory Pattern			Normal
Blood Pressure	119/55 L		
Blood Pressure Mean	76		
Blood Pressure Location			
Pulse Oximetry	99		
O2 Delivery			
Oxygen Flow Rate			
FI02			
Sepsis Action Taken by Nursing			

Temperature	11/15/22 23:59	11/15/22 22:30	11/15/22 23:00
Temperature Source			
Pulse Rate		89	88
Pulse Rhythm [Bilateral Dorsalis Pedis]			
Pulse Rhythm [Bilateral Radial]			
Pulse Strength [Bilateral Dorsalis Pedis]			
Pulse Strength [Bilateral Radial]			
Respiratory Rate			
Respiratory Effort			
Respiratory Depth			
Respiratory Pattern			
Blood Pressure		132/53 H	136/56 H
Blood Pressure Mean		79	82
Blood Pressure Location			
Pulse Oximetry		97	99
O2 Delivery			
Oxygen Flow Rate			
FI02		28	

Lyons, Kathleen A

Facility: Queen of the Valley Hospital **Location:** Q 1 Intensive Care Unit
 61 F 07/13/1961 **Med Rec Num:** MR01483046

Room-Bed: QI007-A
Visit: QH0054940416

Vital Signs - Continued

Sepsis Action Taken by Nursing

Temperature	11/15/22 23:30	11/16/22 00:00	11/16/22 00:30
Temperature Source		Axillary	
Pulse Rate	87	89	82
Pulse Rhythm [Bilateral Dorsalis Pedis]			
Pulse Rhythm [Bilateral Radial]			
Pulse Strength [Bilateral Dorsalis Pedis]			
Pulse Strength [Bilateral Radial]			
Respiratory Rate			
Respiratory Effort			
Respiratory Depth			
Respiratory Pattern			
Blood Pressure	122/57 H	132/57 H	118/60
Blood Pressure Mean	78	82	79
Blood Pressure Location		Left Arm	
Pulse Oximetry	99	97	98
O2 Delivery		Mechanical Ventilation	
Oxygen Flow Rate			
FI02		30	
Sepsis Action Taken by Nursing			

Temperature	11/16/22 01:00	11/15/22 19:50	11/16/22 00:00
Temperature Source			
Pulse Rate	82	98	84
Pulse Rhythm [Bilateral Dorsalis Pedis]			
Pulse Rhythm [Bilateral Radial]			
Pulse Strength [Bilateral Dorsalis Pedis]			
Pulse Strength [Bilateral Radial]			
Respiratory Rate		19	16

Lyons, Kathleen A

Facility: Queen of the Valley Hospital **Location:** Q 1 Intensive Care Unit
 61 F 07/13/1961 **Med Rec Num:** MR01483046

Room-Bed: QI007-A
Visit: QH0054940416

Vital Signs - Continued

Respiratory Effort			
Respiratory Depth			
Respiratory Pattern			
Blood Pressure	123/57 H	123/58 H	132/57 H
Blood Pressure Mean	79		
Blood Pressure Location			
Pulse Oximetry	98	98	99
O2 Delivery			
Oxygen Flow Rate			
FI02		28	28
Sepsis Action Taken by Nursing			

Temperature	11/16/22 01:30	11/16/22 02:00	11/16/22 02:30
Temperature Source			
Pulse Rate	82	82	79
Pulse Rhythm [Bilateral Dorsalis Pedis]			
Pulse Rhythm [Bilateral Radial]			
Pulse Strength [Bilateral Dorsalis Pedis]			
Pulse Strength [Bilateral Radial]			
Respiratory Rate			
Respiratory Effort			
Respiratory Depth			
Respiratory Pattern			
Blood Pressure	126/58 H	124/54 H	117/60
Blood Pressure Mean	80	77	79
Blood Pressure Location			
Pulse Oximetry	96	97	98
O2 Delivery			
Oxygen Flow Rate			
FI02			
Sepsis Action Taken by Nursing			

Lyons, Kathleen A

Facility: Queen of the Valley Hospital **Location:** Q 1 Intensive Care Unit
 61 F 07/13/1961 **Med Rec Num:** MR01483046

Room-Bed: QI007-A
Visit: QH0054940416

Vital Signs - Continued

Temperature	11/16/22 03:00	11/16/22 04:00	11/16/22 04:00
Temperature Source			
Pulse Rate	78	77	
Pulse Rhythm [Bilateral Dorsalis Pedis]			Regular
Pulse Rhythm [Bilateral Radial]			Regular
Pulse Strength [Bilateral Dorsalis Pedis]			Normal
Pulse Strength [Bilateral Radial]			Normal
Respiratory Rate			
Respiratory Effort			Mechanically Ventilated
Respiratory Depth			Normal
Respiratory Pattern			Normal
Blood Pressure	122/58 H		
Blood Pressure Mean	79		
Blood Pressure Location			
Pulse Oximetry	100		
O2 Delivery			
Oxygen Flow Rate			
FI02			
Sepsis Action Taken by Nursing			

Temperature	11/16/22 04:00	11/16/22 03:30	11/16/22 04:00
Temperature Source			Oral
Pulse Rate		77	78
Pulse Rhythm [Bilateral Dorsalis Pedis]			
Pulse Rhythm [Bilateral Radial]			
Pulse Strength [Bilateral Dorsalis Pedis]			
Pulse Strength [Bilateral Radial]			
Respiratory Rate			16
Respiratory Effort			
Respiratory Depth			

Lyons, Kathleen A

Facility: Queen of the Valley Hospital **Location:** Q 1 Intensive Care Unit
 61 F 07/13/1961 **Med Rec Num:** MR01483046

Room-Bed: QI007-A
Visit: QH0054940416

Vital Signs - Continued

Respiratory Pattern			
Blood Pressure		124/60 H	116/56 L
Blood Pressure Mean		81	76
Blood Pressure Location			Left Arm
Pulse Oximetry		99	99
O2 Delivery			Mechanical Ventilation
Oxygen Flow Rate			
FI02		28	30
Sepsis Action Taken by Nursing			

Temperature		11/16/22 04:30	11/16/22 03:45	11/16/22 05:00
Temperature Source				
Pulse Rate		90	90	77
Pulse Rhythm [Bilateral Dorsalis Pedis]				
Pulse Rhythm [Bilateral Radial]				
Pulse Strength [Bilateral Dorsalis Pedis]				
Pulse Strength [Bilateral Radial]				
Respiratory Rate			16	
Respiratory Effort				
Respiratory Depth				
Respiratory Pattern				
Blood Pressure		119/56 L	116/86 H	123/57 H
Blood Pressure Mean		77		79
Blood Pressure Location				
Pulse Oximetry		100	98	99
O2 Delivery				
Oxygen Flow Rate				
FI02			28	
Sepsis Action Taken by Nursing				

		11/16/22 05:30	11/16/22 06:00	11/16/22 06:30
--	--	----------------	----------------	----------------

Lyons, Kathleen A

Facility: Queen of the Valley Hospital **Location:** Q 1 Intensive Care Unit
 61 F 07/13/1961 **Med Rec Num:** MR01483046

Room-Bed: QI007-A
Visit: QH0054940416

Vital Signs - Continued

Temperature			
Temperature Source			
Pulse Rate	79	76	77
Pulse Rhythm [Bilateral Dorsalis Pedis]			
Pulse Rhythm [Bilateral Radial]			
Pulse Strength [Bilateral Dorsalis Pedis]			
Pulse Strength [Bilateral Radial]			
Respiratory Rate			
Respiratory Effort			
Respiratory Depth			
Respiratory Pattern			
Blood Pressure	123/58 H	125/57 H	131/61 H
Blood Pressure Mean	79	79	84
Blood Pressure Location			
Pulse Oximetry	100	100	99
O2 Delivery			
Oxygen Flow Rate			
FI02			
Sepsis Action Taken by Nursing			

Temperature	11/16/22 07:05	11/16/22 08:00	11/16/22 08:00
Temperature Source			
Pulse Rate	76	75	
Pulse Rhythm [Bilateral Dorsalis Pedis]			
Pulse Rhythm [Bilateral Radial]			
Pulse Strength [Bilateral Dorsalis Pedis]			
Pulse Strength [Bilateral Radial]			
Respiratory Rate	16		
Respiratory Effort			
Respiratory Depth			
Respiratory Pattern			
Blood Pressure	125/62 H		
Blood Pressure Mean			
Blood Pressure Location			

Lyons, Kathleen A

Facility: Queen of the Valley Hospital **Location:** Q 1 Intensive Care Unit
 61 F 07/13/1961 **Med Rec Num:** MR01483046

Room-Bed: QI007-A
Visit: QH0054940416

Vital Signs - Continued

Pulse Oximetry	98		
O2 Delivery			
Oxygen Flow Rate			
FI02	28		
Sepsis Action Taken by Nursing			No Action Required

	11/16/22 08:00	11/16/22 07:00	11/16/22 08:00
Temperature			97.8 F
Temperature Source			
Pulse Rate		76	76
Pulse Rhythm [Bilateral Dorsalis Pedis]			
Pulse Rhythm [Bilateral Radial]			
Pulse Strength [Bilateral Dorsalis Pedis]			
Pulse Strength [Bilateral Radial]			
Respiratory Rate			
Respiratory Effort			
Respiratory Depth			
Respiratory Pattern			
Blood Pressure		119/54 L	136/63 H
Blood Pressure Mean		75	87
Blood Pressure Location			
Pulse Oximetry		96	95
O2 Delivery			
Oxygen Flow Rate			
FI02	28		
Sepsis Action Taken by Nursing			

	11/16/22 09:00	11/16/22 11:00	11/16/22 08:00
Temperature			
Temperature Source			
Pulse Rate	81	76	
Pulse Rhythm [Bilateral Dorsalis Pedis]			Regular

Lyons, Kathleen A

Facility: Queen of the Valley Hospital **Location:** Q 1 Intensive Care Unit
 61 F 07/13/1961 **Med Rec Num:** MR01483046

Room-Bed: QI007-A
Visit: QH0054940416

Vital Signs - Continued

Pulse Rhythm [Bilateral Radial]			Regular
Pulse Strength [Bilateral Dorsalis Pedis]			Normal
Pulse Strength [Bilateral Radial]			Normal
Respiratory Rate		16	
Respiratory Effort			Mechanically Ventilated
Respiratory Depth			Normal
Respiratory Pattern			Normal
Blood Pressure	123/58 H	116/58 L	
Blood Pressure Mean	79		
Blood Pressure Location			
Pulse Oximetry		99	
O2 Delivery			
Oxygen Flow Rate			
FI02		28	
Sepsis Action Taken by Nursing			

Temperature	11/16/22 10:00	11/16/22 11:00	11/16/22 12:00
Temperature Source			
Pulse Rate	81	77	93
Pulse Rhythm [Bilateral Dorsalis Pedis]			
Pulse Rhythm [Bilateral Radial]			
Pulse Strength [Bilateral Dorsalis Pedis]			
Pulse Strength [Bilateral Radial]			
Respiratory Rate			
Respiratory Effort			
Respiratory Depth			
Respiratory Pattern			
Blood Pressure	128/52 H	109/53 L	
Blood Pressure Mean	77	71	
Blood Pressure Location			
Pulse Oximetry	99	100	
O2 Delivery			
Oxygen Flow Rate			

Lyons, Kathleen A

Facility: Queen of the Valley Hospital **Location:** Q 1 Intensive Care Unit
 61 F 07/13/1961 **Med Rec Num:** MR01483046

Room-Bed: QI007-A
Visit: QH0054940416

Vital Signs - Continued

FIO2				
Sepsis Action Taken by Nursing				

Temperature	11/16/22 12:00	11/16/22 12:00	11/16/22 12:00
Temperature Source			100.1 F H Axillary
Pulse Rate			76
Pulse Rhythm [Bilateral Dorsalis Pedis]		Regular	
Pulse Rhythm [Bilateral Radial]		Regular	
Pulse Strength [Bilateral Dorsalis Pedis]		Normal	
Pulse Strength [Bilateral Radial]		Normal	
Respiratory Rate			
Respiratory Effort		Mechanically Ventilated	
Respiratory Depth		Normal	
Respiratory Pattern		Normal	
Blood Pressure			114/51 L
Blood Pressure Mean			72
Blood Pressure Location			
Pulse Oximetry			100
O2 Delivery			
Oxygen Flow Rate			
FIO2	28		
Sepsis Action Taken by Nursing			

Temperature	11/16/22 13:52	11/16/22 13:00	11/16/22 14:00
Temperature Source			
Pulse Rate	73	85	74
Pulse Rhythm [Bilateral Dorsalis Pedis]			
Pulse Rhythm [Bilateral Radial]			
Pulse Strength [Bilateral Dorsalis Pedis]			
Pulse Strength [Bilateral Radial]			

Lyons, Kathleen A

Facility: Queen of the Valley Hospital **Location:** Q 1 Intensive Care Unit
 61 F 07/13/1961 **Med Rec Num:** MR01483046

Room-Bed: QI007-A
Visit: QH0054940416

Vital Signs - Continued

Respiratory Rate	16		
Respiratory Effort			
Respiratory Depth			
Respiratory Pattern			
Blood Pressure	105/49 L	133/60 H	107/52 L
Blood Pressure Mean		84	70
Blood Pressure Location			
Pulse Oximetry	100	100	100
O2 Delivery			
Oxygen Flow Rate			
FIO2	28		
Sepsis Action Taken by Nursing			

Temperature	11/16/22	11/16/22	11/16/22
Temperature Source	15:42	16:00	16:00
Pulse Rate	69		
Pulse Rhythm [Bilateral Dorsalis Pedis]			Regular
Pulse Rhythm [Bilateral Radial]			Regular
Pulse Strength [Bilateral Dorsalis Pedis]			Normal
Pulse Strength [Bilateral Radial]			Normal
Respiratory Rate	16		
Respiratory Effort			Mechanically Ventilated
Respiratory Depth			Normal
Respiratory Pattern			Normal
Blood Pressure	117/51 L		
Blood Pressure Mean			
Blood Pressure Location			
Pulse Oximetry	100		
O2 Delivery			
Oxygen Flow Rate			
FIO2	28	28	
Sepsis Action Taken by Nursing			

Lyons, Kathleen A

Facility: Queen of the Valley Hospital **Location:** Q 1 Intensive Care Unit
 61 F 07/13/1961 **Med Rec Num:** MR01483046

Room-Bed: QI007-A
Visit: QH0054940416

Vital Signs - Continued

	11/16/22 16:00	11/16/22 15:00	11/16/22 16:00
Temperature			98.5 F
Temperature Source			Axillary
Pulse Rate	67	71	91
Pulse Rhythm [Bilateral Dorsalis Pedis]			
Pulse Rhythm [Bilateral Radial]			
Pulse Strength [Bilateral Dorsalis Pedis]			
Pulse Strength [Bilateral Radial]			
Respiratory Rate			
Respiratory Effort			
Respiratory Depth			
Respiratory Pattern			
Blood Pressure		106/51 L	106/48 L
Blood Pressure Mean		69	67
Blood Pressure Location			
Pulse Oximetry		100	100
O2 Delivery			
Oxygen Flow Rate			
FI02			
Sepsis Action Taken by Nursing			
Temperature	11/16/22 17:52	11/16/22 17:00	11/16/22 18:00
Temperature Source			
Pulse Rate	75	72	70
Pulse Rhythm [Bilateral Dorsalis Pedis]			
Pulse Rhythm [Bilateral Radial]			
Pulse Strength [Bilateral Dorsalis Pedis]			
Pulse Strength [Bilateral Radial]			
Respiratory Rate	16		
Respiratory Effort			
Respiratory Depth			
Respiratory Pattern			

Lyons, Kathleen A

Facility: Queen of the Valley Hospital **Location:** Q 1 Intensive Care Unit
 61 F 07/13/1961 **Med Rec Num:** MR01483046

Room-Bed: QI007-A
Visit: QH0054940416

Vital Signs - Continued

Blood Pressure	119/52 L	111/51 L	111/53 L
Blood Pressure Mean		71	72
Blood Pressure Location			
Pulse Oximetry	100	100	100
O2 Delivery			
Oxygen Flow Rate			
FI02	28		
Sepsis Action Taken by Nursing			

Temperature	11/16/22 20:00	11/16/22 20:00	11/16/22 20:00
Temperature Source			
Pulse Rate			
Pulse Rhythm [Bilateral Dorsalis Pedis]			Regular
Pulse Rhythm [Bilateral Radial]			Regular
Pulse Strength [Bilateral Dorsalis Pedis]			Normal
Pulse Strength [Bilateral Radial]			Normal
Respiratory Rate			
Respiratory Effort			Mechanically Ventilated
Respiratory Depth			Normal
Respiratory Pattern			Normal
Blood Pressure			
Blood Pressure Mean			
Blood Pressure Location			
Pulse Oximetry			
O2 Delivery			
Oxygen Flow Rate			
FI02	28		
Sepsis Action Taken by Nursing		No Action Required	

	11/16/22 18:30	11/16/22 19:00	11/16/22 19:30
--	-------------------	-------------------	-------------------

Lyons, Kathleen A

Facility: Queen of the Valley Hospital **Location:** Q 1 Intensive Care Unit
 61 F 07/13/1961 **Med Rec Num:** MR01483046

Room-Bed: QI007-A
Visit: QH0054940416

Vital Signs - Continued

Temperature			
Temperature Source			
Pulse Rate	74	72	73
Pulse Rhythm [Bilateral Dorsalis Pedis]			
Pulse Rhythm [Bilateral Radial]			
Pulse Strength [Bilateral Dorsalis Pedis]			
Pulse Strength [Bilateral Radial]			
Respiratory Rate			
Respiratory Effort			
Respiratory Depth			
Respiratory Pattern			
Blood Pressure	115/59 L	118/60	123/57 H
Blood Pressure Mean	77	79	79
Blood Pressure Location			
Pulse Oximetry	100	100	100
O2 Delivery			
Oxygen Flow Rate			
FI02			
Sepsis Action Taken by Nursing			

Temperature	11/16/22	11/16/22	11/16/22
Temperature Source	19:10	20:00	20:00
		Axillary	
Pulse Rate	69	74	73
Pulse Rhythm [Bilateral Dorsalis Pedis]			
Pulse Rhythm [Bilateral Radial]			
Pulse Strength [Bilateral Dorsalis Pedis]			
Pulse Strength [Bilateral Radial]			
Respiratory Rate	16		
Respiratory Effort			
Respiratory Depth			
Respiratory Pattern			
Blood Pressure	123/57 H	124/56 H	
Blood Pressure Mean		78	
Blood Pressure Location		Left Arm	

Lyons, Kathleen A

Facility: Queen of the Valley Hospital **Location:** Q 1 Intensive Care Unit
 61 F 07/13/1961 **Med Rec Num:** MR01483046

Room-Bed: QI007-A
Visit: QH0054940416

Vital Signs - Continued

Pulse Oximetry	100	100	
O2 Delivery		Mechanical Ventilation	
Oxygen Flow Rate			
FI02	28	28	
Sepsis Action Taken by Nursing			

Temperature	11/16/22 20:30	11/16/22 21:00	11/16/22 21:30
Temperature Source			
Pulse Rate	69	67	75
Pulse Rhythm [Bilateral Dorsalis Pedis]			
Pulse Rhythm [Bilateral Radial]			
Pulse Strength [Bilateral Dorsalis Pedis]			
Pulse Strength [Bilateral Radial]			
Respiratory Rate			
Respiratory Effort			
Respiratory Depth			
Respiratory Pattern			
Blood Pressure	114/58 L	117/52 L	114/55 L
Blood Pressure Mean	76	73	74
Blood Pressure Location			
Pulse Oximetry	100	100	100
O2 Delivery			
Oxygen Flow Rate			
FI02			
Sepsis Action Taken by Nursing			

Temperature	11/16/22 22:00	11/16/22 23:30	11/16/22 23:59
Temperature Source			
Pulse Rate	69	62	
Pulse Rhythm [Bilateral Dorsalis Pedis]			

Lyons, Kathleen A

Facility: Queen of the Valley Hospital **Location:** Q 1 Intensive Care Unit
 61 F 07/13/1961 **Med Rec Num:** MR01483046

Room-Bed: QI007-A
Visit: QH0054940416

Vital Signs - Continued

Pulse Rhythm [Bilateral Radial]			
Pulse Strength [Bilateral Dorsalis Pedis]			
Pulse Strength [Bilateral Radial]			
Respiratory Rate		16	
Respiratory Effort			
Respiratory Depth			
Respiratory Pattern			
Blood Pressure	118/57 L	117/52 L	
Blood Pressure Mean	77		
Blood Pressure Location			
Pulse Oximetry	100	100	
O2 Delivery			
Oxygen Flow Rate			
FI02		28	
Sepsis Action Taken by Nursing			28

Temperature		11/16/22 23:59	11/16/22 23:59	11/16/22 22:30
Temperature Source				
Pulse Rate			63	65
Pulse Rhythm [Bilateral Dorsalis Pedis]		Regular		
Pulse Rhythm [Bilateral Radial]		Regular		
Pulse Strength [Bilateral Dorsalis Pedis]		Normal		
Pulse Strength [Bilateral Radial]		Normal		
Respiratory Rate				
Respiratory Effort		Mechanically Ventilated		
Respiratory Depth		Normal		
Respiratory Pattern		Normal		
Blood Pressure				116/56 L
Blood Pressure Mean				76
Blood Pressure Location				
Pulse Oximetry				100
O2 Delivery				
Oxygen Flow Rate				

Lyons, Kathleen A

Facility: Queen of the Valley Hospital **Location:** Q 1 Intensive Care Unit
 61 F 07/13/1961 **Med Rec Num:** MR01483046

Room-Bed: QI007-A
Visit: QH0054940416

Vital Signs - Continued

FIO2			
Sepsis Action Taken by Nursing			

Temperature	11/16/22 23:00	11/16/22 23:30	11/17/22 00:00	98.2 F
Temperature Source			Axillary	
Pulse Rate	65	66	66	
Pulse Rhythm [Bilateral Dorsalis Pedis]				
Pulse Rhythm [Bilateral Radial]				
Pulse Strength [Bilateral Dorsalis Pedis]				
Pulse Strength [Bilateral Radial]				
Respiratory Rate				
Respiratory Effort				
Respiratory Depth				
Respiratory Pattern				
Blood Pressure	115/56 L	117/52 L	122/60 H	
Blood Pressure Mean	75	73	80	
Blood Pressure Location			Left Arm	
Pulse Oximetry	100	100	100	
O2 Delivery			Mechanical Ventilation	
Oxygen Flow Rate				
FIO2				28
Sepsis Action Taken by Nursing				

Temperature	11/17/22 00:30	11/17/22 01:00	11/17/22 04:00	
Temperature Source				
Pulse Rate	63	61		
Pulse Rhythm [Bilateral Dorsalis Pedis]				
Pulse Rhythm [Bilateral Radial]				
Pulse Strength [Bilateral Dorsalis Pedis]				
Pulse Strength [Bilateral Radial]				

Lyons, Kathleen A

Facility: Queen of the Valley Hospital **Location:** Q 1 Intensive Care Unit
 61 F 07/13/1961 **Med Rec Num:** MR01483046

Room-Bed: QI007-A
Visit: QH0054940416

Vital Signs - Continued

Respiratory Rate			
Respiratory Effort			
Respiratory Depth			
Respiratory Pattern			
Blood Pressure	114/62	103/60	
Blood Pressure Mean	79	74	
Blood Pressure Location			
Pulse Oximetry	100	100	
O2 Delivery			
Oxygen Flow Rate			
FIO2			28
Sepsis Action Taken by Nursing			

Temperature	11/17/22	11/17/22	11/17/22
Temperature Source	04:00	01:30	02:00
Pulse Rate		59 L	64
Pulse Rhythm [Bilateral Dorsalis Pedis]		Regular	
Pulse Rhythm [Bilateral Radial]		Regular	
Pulse Strength [Bilateral Dorsalis Pedis]		Normal	
Pulse Strength [Bilateral Radial]		Normal	
Respiratory Rate			
Respiratory Effort		Mechanically Ventilated	
Respiratory Depth		Normal	
Respiratory Pattern		Normal	
Blood Pressure		103/57 L	121/63 H
Blood Pressure Mean		72	77
Blood Pressure Location			
Pulse Oximetry		100	95
O2 Delivery			
Oxygen Flow Rate			
FIO2			
Sepsis Action Taken by Nursing			

Lyons, Kathleen A

Facility: Queen of the Valley Hospital
 61 F 07/13/1961

Location: Q 1 Intensive Care Unit
Med Rec Num: MR01483046

Room-Bed: QI007-A
Visit: QH0054940416

Vital Signs - Continued

Temperature	11/17/22 02:30	11/17/22 03:44	11/17/22 03:00
Temperature Source			
Pulse Rate	57 L	58 L	86
Pulse Rhythm [Bilateral Dorsalis Pedis]			
Pulse Rhythm [Bilateral Radial]			
Pulse Strength [Bilateral Dorsalis Pedis]			
Pulse Strength [Bilateral Radial]			
Respiratory Rate		18	
Respiratory Effort			
Respiratory Depth			
Respiratory Pattern			
Blood Pressure	104/53 L	113/52 L	90/57 L
Blood Pressure Mean	70		68
Blood Pressure Location			
Pulse Oximetry	100	100	100
O2 Delivery			
Oxygen Flow Rate			
FI02		28	
Sepsis Action Taken by Nursing			

Temperature	11/17/22 03:30	11/17/22 04:00	11/17/22 04:00
Temperature Source		Axillary	
Pulse Rate	54 L	57 L	60
Pulse Rhythm [Bilateral Dorsalis Pedis]			
Pulse Rhythm [Bilateral Radial]			
Pulse Strength [Bilateral Dorsalis Pedis]			
Pulse Strength [Bilateral Radial]			
Respiratory Rate			
Respiratory Effort			
Respiratory Depth			
Respiratory Pattern			

Lyons, Kathleen A

Facility: Queen of the Valley Hospital **Location:** Q 1 Intensive Care Unit
 61 F 07/13/1961 **Med Rec Num:** MR01483046

Room-Bed: QI007-A
Visit: QH0054940416

Vital Signs - Continued

Blood Pressure	113/52 L	99/53 L	
Blood Pressure Mean	72	68	
Blood Pressure Location		Left Arm	
Pulse Oximetry		100	
O2 Delivery		Mechanical Ventilation	
Oxygen Flow Rate			
FI02		28	
Sepsis Action Taken by Nursing			

Temperature	11/17/22 04:30	11/17/22 05:00	11/17/22 05:30
Temperature Source			
Pulse Rate	58 L	78	59 L
Pulse Rhythm [Bilateral Dorsalis Pedis]			
Pulse Rhythm [Bilateral Radial]			
Pulse Strength [Bilateral Dorsalis Pedis]			
Pulse Strength [Bilateral Radial]			
Respiratory Rate			
Respiratory Effort			
Respiratory Depth			
Respiratory Pattern			
Blood Pressure	102/55 L	99/54 L	103/54 L
Blood Pressure Mean	70	69	70
Blood Pressure Location			
Pulse Oximetry	100	86 L	
O2 Delivery			
Oxygen Flow Rate			
FI02			
Sepsis Action Taken by Nursing			
Temperature	11/17/22 06:00	11/17/22 06:30	11/17/22 07:00

Lyons, Kathleen A

Facility: Queen of the Valley Hospital **Location:** Q 1 Intensive Care Unit
 61 F 07/13/1961 **Med Rec Num:** MR01483046

Room-Bed: QI007-A
Visit: QH0054940416

Vital Signs - Continued

Temperature Source			
Pulse Rate	80	74	56 L
Pulse Rhythm [Bilateral Dorsalis Pedis]			
Pulse Rhythm [Bilateral Radial]			
Pulse Strength [Bilateral Dorsalis Pedis]			
Pulse Strength [Bilateral Radial]			
Respiratory Rate			
Respiratory Effort			
Respiratory Depth			
Respiratory Pattern			
Blood Pressure	103/55 L	104/56 L	108/52 L
Blood Pressure Mean	71	72	70
Blood Pressure Location			
Pulse Oximetry	97	100	
O2 Delivery			
Oxygen Flow Rate			
FI02			
Sepsis Action Taken by Nursing			

Temperature	11/17/22 07:46	11/17/22 08:00	11/17/22 07:30
Temperature Source			
Pulse Rate	56 L		76
Pulse Rhythm [Bilateral Dorsalis Pedis]			
Pulse Rhythm [Bilateral Radial]			
Pulse Strength [Bilateral Dorsalis Pedis]			
Pulse Strength [Bilateral Radial]			
Respiratory Rate	16		
Respiratory Effort			
Respiratory Depth			
Respiratory Pattern			
Blood Pressure	100/55 L		100/55 L
Blood Pressure Mean			70
Blood Pressure Location			
Pulse Oximetry	100		99

Lyons, Kathleen A

Facility: Queen of the Valley Hospital **Location:** Q 1 Intensive Care Unit
 61 F 07/13/1961 **Med Rec Num:** MR01483046

Room-Bed: QI007-A
Visit: QH0054940416

Vital Signs - Continued

O2 Delivery				
Oxygen Flow Rate				
FIO2	28		28	
Sepsis Action Taken by Nursing				

	11/17/22 08:00	11/17/22 08:30	11/17/22 09:00
Temperature	96.7 F L		
Temperature Source	Temporal Artery Scan		
Pulse Rate	83	65	56 L
Pulse Rhythm [Bilateral Dorsalis Pedis]			
Pulse Rhythm [Bilateral Radial]			
Pulse Strength [Bilateral Dorsalis Pedis]			
Pulse Strength [Bilateral Radial]			
Respiratory Rate			
Respiratory Effort			
Respiratory Depth			
Respiratory Pattern			
Blood Pressure	105/58 L	109/53 L	113/56 L
Blood Pressure Mean	73	71	75
Blood Pressure Location			
Pulse Oximetry	97	100	100
O2 Delivery			
Oxygen Flow Rate			
FIO2			
Sepsis Action Taken by Nursing			

	11/17/22 09:30	11/17/22 10:00	11/17/22 10:30
Temperature			
Temperature Source			
Pulse Rate	79	56 L	82
Pulse Rhythm [Bilateral Dorsalis Pedis]			
Pulse Rhythm [Bilateral Radial]			

Lyons, Kathleen A

Facility: Queen of the Valley Hospital **Location:** Q 1 Intensive Care Unit
 61 F 07/13/1961 **Med Rec Num:** MR01483046

Room-Bed: QI007-A
Visit: QH0054940416

Vital Signs - Continued

Pulse Strength [Bilateral Dorsalis Pedis]			
Pulse Strength [Bilateral Radial]			
Respiratory Rate			
Respiratory Effort			
Respiratory Depth			
Respiratory Pattern			
Blood Pressure	104/56 L	104/52 L	103/54 L
Blood Pressure Mean	72	69	70
Blood Pressure Location			
Pulse Oximetry		100	
O2 Delivery			
Oxygen Flow Rate			
FI02			
Sepsis Action Taken by Nursing			

Temperature	11/17/22	11/17/22	11/17/22
Temperature Source	11:00	11:30	08:00
Pulse Rate	79	79	
Pulse Rhythm [Bilateral Dorsalis Pedis]			
Pulse Rhythm [Bilateral Radial]			
Pulse Strength [Bilateral Dorsalis Pedis]			
Pulse Strength [Bilateral Radial]			
Respiratory Rate			
Respiratory Effort			
Respiratory Depth			
Respiratory Pattern			
Blood Pressure	100/53 L	112/57 L	
Blood Pressure Mean	68	75	
Blood Pressure Location			
Pulse Oximetry	97	96	
O2 Delivery			
Oxygen Flow Rate			
FI02			

Lyons, Kathleen A

Facility: Queen of the Valley Hospital **Location:** Q 1 Intensive Care Unit
 61 F 07/13/1961 **Med Rec Num:** MR01483046

Room-Bed: QI007-A
Visit: QH0054940416

Vital Signs - Continued

Sepsis Action Taken by Nursing			No Action Required
--------------------------------	--	--	--------------------

Temperature	11/17/22 08:00	11/17/22 08:00	11/17/22 12:00
Temperature Source			
Pulse Rate		56 L	
Pulse Rhythm [Bilateral Dorsalis Pedis]	Regular		
Pulse Rhythm [Bilateral Radial]	Regular		
Pulse Strength [Bilateral Dorsalis Pedis]	Normal		
Pulse Strength [Bilateral Radial]	Normal		
Respiratory Rate			
Respiratory Effort	Mechanically Ventilated		
Respiratory Depth	Normal		
Respiratory Pattern	Normal		
Blood Pressure			
Blood Pressure Mean			
Blood Pressure Location			
Pulse Oximetry			
O2 Delivery			
Oxygen Flow Rate			
FIO2			28
Sepsis Action Taken by Nursing			

Temperature	11/17/22 12:00	11/17/22 12:00	11/17/22 11:15
Temperature Source			
Pulse Rate		59 L	56 L
Pulse Rhythm [Bilateral Dorsalis Pedis]	Regular		
Pulse Rhythm [Bilateral Radial]	Regular		
Pulse Strength [Bilateral Dorsalis Pedis]	Normal		
Pulse Strength [Bilateral Radial]	Normal		

Lyons, Kathleen A

Facility: Queen of the Valley Hospital **Location:** Q 1 Intensive Care Unit
 61 F 07/13/1961 **Med Rec Num:** MR01483046

Room-Bed: QI007-A
Visit: QH0054940416

Vital Signs - Continued

Respiratory Rate			16
Respiratory Effort	Mechanically Ventilated		
Respiratory Depth	Normal		
Respiratory Pattern	Normal		
Blood Pressure			100/53 L
Blood Pressure Mean			
Blood Pressure Location			
Pulse Oximetry			100
O2 Delivery			
Oxygen Flow Rate			
FIO2			28
Sepsis Action Taken by Nursing			

Temperature	11/17/22 12:00	11/17/22 16:00	11/17/22 16:00
Temperature Source	96.7 F L		
Pulse Rate	58 L		
Pulse Rhythm [Bilateral Dorsalis Pedis]			Regular
Pulse Rhythm [Bilateral Radial]			Regular
Pulse Strength [Bilateral Dorsalis Pedis]			Normal
Pulse Strength [Bilateral Radial]			Normal
Respiratory Rate			
Respiratory Effort			Mechanically Ventilated
Respiratory Depth			Normal
Respiratory Pattern			Normal
Blood Pressure	102/51 L		
Blood Pressure Mean	68		
Blood Pressure Location			
Pulse Oximetry	95		
O2 Delivery			
Oxygen Flow Rate			
FIO2			28
Sepsis Action Taken by Nursing			

Lyons, Kathleen A

Facility: Queen of the Valley Hospital
 61 F 07/13/1961
Location: Q 1 Intensive Care Unit
Med Rec Num: MR01483046

Room-Bed: QI007-A
Visit: QH0054940416

Vital Signs - Continued

Temperature	11/17/22 16:00	11/17/22 12:30	11/17/22 13:00
Temperature Source			
Pulse Rate	60	56 L	57 L
Pulse Rhythm [Bilateral Dorsalis Pedis]			
Pulse Rhythm [Bilateral Radial]			
Pulse Strength [Bilateral Dorsalis Pedis]			
Pulse Strength [Bilateral Radial]			
Respiratory Rate			
Respiratory Effort			
Respiratory Depth			
Respiratory Pattern			
Blood Pressure		97/47 L	104/49 L
Blood Pressure Mean		63	67
Blood Pressure Location			
Pulse Oximetry		98	99
O2 Delivery			
Oxygen Flow Rate			
FI02			
Sepsis Action Taken by Nursing			
Temperature	11/17/22 13:30	11/17/22 14:00	11/17/22 14:30
Temperature Source			
Pulse Rate	71	77	74
Pulse Rhythm [Bilateral Dorsalis Pedis]			
Pulse Rhythm [Bilateral Radial]			
Pulse Strength [Bilateral Dorsalis Pedis]			
Pulse Strength [Bilateral Radial]			
Respiratory Rate			
Respiratory Effort			
Respiratory Depth			
Respiratory Pattern			

Lyons, Kathleen A

Facility: Queen of the Valley Hospital **Location:** Q 1 Intensive Care Unit
 61 F 07/13/1961 **Med Rec Num:** MR01483046

Room-Bed: QI007-A
Visit: QH0054940416

Vital Signs - Continued

Blood Pressure	110/54 L	109/52 L	110/58 L
Blood Pressure Mean	72	71	75
Blood Pressure Location			
Pulse Oximetry	97		99
O2 Delivery			
Oxygen Flow Rate			
FI02			
Sepsis Action Taken by Nursing			

Temperature	11/17/22 15:00	11/17/22 15:30	11/17/22 15:25
Temperature Source			
Pulse Rate	84	81	59 L
Pulse Rhythm [Bilateral Dorsalis Pedis]			
Pulse Rhythm [Bilateral Radial]			
Pulse Strength [Bilateral Dorsalis Pedis]			
Pulse Strength [Bilateral Radial]			16
Respiratory Rate			
Respiratory Effort			
Respiratory Depth			
Respiratory Pattern			
Blood Pressure	106/55 L	98/55 L	106/55 L
Blood Pressure Mean	72	69	
Blood Pressure Location			
Pulse Oximetry	99	99	99
O2 Delivery			
Oxygen Flow Rate			
FI02			28
Sepsis Action Taken by Nursing			

Temperature	11/17/22 16:00	11/17/22 16:30	11/17/22 17:00
Temperature Source			

Lyons, Kathleen A

Facility: Queen of the Valley Hospital **Location:** Q 1 Intensive Care Unit
 61 F 07/13/1961 **Med Rec Num:** MR01483046

Room-Bed: QI007-A
Visit: QH0054940416

Vital Signs - Continued

Pulse Rate	81	60	61
Pulse Rhythm [Bilateral Dorsalis Pedis]			
Pulse Rhythm [Bilateral Radial]			
Pulse Strength [Bilateral Dorsalis Pedis]			
Pulse Strength [Bilateral Radial]			
Respiratory Rate			
Respiratory Effort			
Respiratory Depth			
Respiratory Pattern			
Blood Pressure	106/51 L	98/52 L	113/47 L
Blood Pressure Mean	69	67	69
Blood Pressure Location			
Pulse Oximetry	98	100	100
O2 Delivery			
Oxygen Flow Rate			
FI02			
Sepsis Action Taken by Nursing			

Temperature	11/17/22 17:30	11/17/22 18:00	11/17/22 18:30
Temperature Source			
Pulse Rate	62	80	68
Pulse Rhythm [Bilateral Dorsalis Pedis]			
Pulse Rhythm [Bilateral Radial]			
Pulse Strength [Bilateral Dorsalis Pedis]			
Pulse Strength [Bilateral Radial]			
Respiratory Rate			
Respiratory Effort			
Respiratory Depth			
Respiratory Pattern			
Blood Pressure	114/50 L	108/52 L	126/59 H
Blood Pressure Mean	71	70	81
Blood Pressure Location			
Pulse Oximetry	100	99	100
O2 Delivery			

Lyons, Kathleen A

Facility: Queen of the Valley Hospital **Location:** Q 1 Intensive Care Unit
 61 F 07/13/1961 **Med Rec Num:** MR01483046

Room-Bed: QI007-A
Visit: QH0054940416

Vital Signs - Continued

Oxygen Flow Rate			
FI02			
Sepsis Action Taken by Nursing			

Temperature	11/17/22 20:00	11/17/22 20:00	11/17/22 20:00
Temperature Source			
Pulse Rate			
Pulse Rhythm [Bilateral Dorsalis Pedis]			Regular
Pulse Rhythm [Bilateral Radial]			Regular
Pulse Strength [Bilateral Dorsalis Pedis]			Normal
Pulse Strength [Bilateral Radial]			Normal
Respiratory Rate			
Respiratory Effort			Mechanically Ventilated
Respiratory Depth			Normal
Respiratory Pattern			Normal
Blood Pressure			
Blood Pressure Mean			
Blood Pressure Location			
Pulse Oximetry			
O2 Delivery			
Oxygen Flow Rate			
FI02	28		
Sepsis Action Taken by Nursing		No Action Required	

Temperature	11/17/22 20:00	11/17/22 23:59	11/17/22 23:59
Temperature Source			
Pulse Rate	57 L		
Pulse Rhythm [Bilateral Dorsalis Pedis]			Regular
Pulse Rhythm [Bilateral Radial]			Regular

Lyons, Kathleen A

Facility: Queen of the Valley Hospital **Location:** Q 1 Intensive Care Unit
 61 F 07/13/1961 **Med Rec Num:** MR01483046

Room-Bed: QI007-A
Visit: QH0054940416

Vital Signs - Continued

Pulse Strength [Bilateral Dorsalis Pedis]			Normal
Pulse Strength [Bilateral Radial]			Normal
Respiratory Rate			Mechanically Ventilated
Respiratory Effort			Normal
Respiratory Depth			Normal
Respiratory Pattern			Normal
Blood Pressure			
Blood Pressure Mean			
Blood Pressure Location			
Pulse Oximetry			
O2 Delivery			
Oxygen Flow Rate			
FIO2		28	
Sepsis Action Taken by Nursing			

Temperature	11/17/22 19:00	11/17/22 19:30	11/17/22 20:00
Temperature Source			Axillary
Pulse Rate	61	77	78
Pulse Rhythm [Bilateral Dorsalis Pedis]			
Pulse Rhythm [Bilateral Radial]			
Pulse Strength [Bilateral Dorsalis Pedis]			
Pulse Strength [Bilateral Radial]			
Respiratory Rate			
Respiratory Effort			
Respiratory Depth			
Respiratory Pattern			
Blood Pressure	101/46 L	102/53 L	96/52 L
Blood Pressure Mean	64	69	66
Blood Pressure Location			Left Arm
Pulse Oximetry	100	100	100
O2 Delivery			Mechanical Ventilation
Oxygen Flow Rate			

Lyons, Kathleen A

Facility: Queen of the Valley Hospital **Location:** Q 1 Intensive Care Unit
 61 F 07/13/1961 **Med Rec Num:** MR01483046

Room-Bed: QI007-A
Visit: QH0054940416

Vital Signs - Continued

FI02				28
Sepsis Action Taken by Nursing				

	11/17/22 20:30	11/17/22 21:00	11/17/22 21:30
Temperature			
Temperature Source			
Pulse Rate	59 L	62	72
Pulse Rhythm [Bilateral Dorsalis Pedis]			
Pulse Rhythm [Bilateral Radial]			
Pulse Strength [Bilateral Dorsalis Pedis]			
Pulse Strength [Bilateral Radial]			
Respiratory Rate			
Respiratory Effort			
Respiratory Depth			
Respiratory Pattern			
Blood Pressure	97/51 L	99/54 L	101/54 L
Blood Pressure Mean	61	69	69
Blood Pressure Location			
Pulse Oximetry	100	100	100
O2 Delivery			
Oxygen Flow Rate			
FI02			
Sepsis Action Taken by Nursing			

	11/17/22 22:00	11/17/22 22:30	11/17/22 23:00
Temperature			
Temperature Source			
Pulse Rate	58 L	60	60
Pulse Rhythm [Bilateral Dorsalis Pedis]			
Pulse Rhythm [Bilateral Radial]			
Pulse Strength [Bilateral Dorsalis Pedis]			
Pulse Strength [Bilateral Radial]			
Respiratory Rate			

Lyons, Kathleen A

Facility: Queen of the Valley Hospital **Location:** Q 1 Intensive Care Unit
 61 F 07/13/1961 **Med Rec Num:** MR01483046

Room-Bed: QI007-A
Visit: QH0054940416

Vital Signs - Continued

Respiratory Effort			
Respiratory Depth			
Respiratory Pattern			
Blood Pressure	98/52 L	101/53 L	107/51 L
Blood Pressure Mean	67	69	69
Blood Pressure Location			
Pulse Oximetry	100	100	100
O2 Delivery			
Oxygen Flow Rate			
FI02			
Sepsis Action Taken by Nursing			

Temperature	11/17/22 23:30	11/18/22 00:00	11/18/22 00:30
Temperature Source		Axillary	
Pulse Rate	61	82	78
Pulse Rhythm [Bilateral Dorsalis Pedis]			
Pulse Rhythm [Bilateral Radial]			
Pulse Strength [Bilateral Dorsalis Pedis]			
Pulse Strength [Bilateral Radial]			
Respiratory Rate			
Respiratory Effort			
Respiratory Depth			
Respiratory Pattern			
Blood Pressure	98/54 L	92/57 L	101/55 L
Blood Pressure Mean	68	68	70
Blood Pressure Location		Left Arm	
Pulse Oximetry	100	96	100
O2 Delivery		Mechanical Ventilation	
Oxygen Flow Rate			
FI02		28	
Sepsis Action Taken by Nursing			

Lyons, Kathleen A

Facility: Queen of the Valley Hospital **Location:** Q 1 Intensive Care Unit
 61 F 07/13/1961 **Med Rec Num:** MR01483046

Room-Bed: QI007-A
Visit: QH0054940416

Vital Signs - Continued

Temperature	11/18/22 01:00	11/18/22 01:30	11/18/22 02:00
Temperature Source			
Pulse Rate	58 L	83	68
Pulse Rhythm [Bilateral Dorsalis Pedis]			
Pulse Rhythm [Bilateral Radial]			
Pulse Strength [Bilateral Dorsalis Pedis]			
Pulse Strength [Bilateral Radial]			
Respiratory Rate			
Respiratory Effort			
Respiratory Depth			
Respiratory Pattern			
Blood Pressure	108/49 L	103/63	105/52 L
Blood Pressure Mean	68	76	69
Blood Pressure Location			
Pulse Oximetry	100		100
O2 Delivery			
Oxygen Flow Rate			
FI02			
Sepsis Action Taken by Nursing			
Temperature	11/18/22 02:30	11/18/22 03:00	11/17/22 23:59
Temperature Source			
Pulse Rate	60	58 L	60
Pulse Rhythm [Bilateral Dorsalis Pedis]			
Pulse Rhythm [Bilateral Radial]			
Pulse Strength [Bilateral Dorsalis Pedis]			
Pulse Strength [Bilateral Radial]			
Respiratory Rate			
Respiratory Effort			
Respiratory Depth			
Respiratory Pattern			

Lyons, Kathleen A

Facility: Queen of the Valley Hospital **Location:** Q 1 Intensive Care Unit
 61 F 07/13/1961 **Med Rec Num:** MR01483046

Room-Bed: QI007-A
Visit: QH0054940416

Vital Signs - Continued

Blood Pressure	106/51 L	97/53 L	
Blood Pressure Mean	69	67	
Blood Pressure Location			
Pulse Oximetry	100	100	
O2 Delivery			
Oxygen Flow Rate			
FI02			
Sepsis Action Taken by Nursing			

Temperature	11/18/22 04:00	11/18/22 04:00	11/18/22 04:00
Temperature Source			
Pulse Rate			60
Pulse Rhythm [Bilateral Dorsalis Pedis]		Regular	
Pulse Rhythm [Bilateral Radial]		Regular	
Pulse Strength [Bilateral Dorsalis Pedis]		Normal	
Pulse Strength [Bilateral Radial]		Normal	
Respiratory Rate			
Respiratory Effort		Mechanically Ventilated	
Respiratory Depth		Normal	
Respiratory Pattern		Normal	
Blood Pressure			
Blood Pressure Mean			
Blood Pressure Location			
Pulse Oximetry			
O2 Delivery			
Oxygen Flow Rate			
FI02	28		
Sepsis Action Taken by Nursing			

Temperature	11/17/22 19:05	11/17/22 22:55	11/18/22 03:05
-------------	-------------------	-------------------	-------------------

Lyons, Kathleen A

Facility: Queen of the Valley Hospital **Location:** Q 1 Intensive Care Unit
 61 F 07/13/1961 **Med Rec Num:** MR01483046

Room-Bed: QI007-A
Visit: QH0054940416

Vital Signs - Continued

Temperature Source			
Pulse Rate	59 L	58 L	64
Pulse Rhythm [Bilateral Dorsalis Pedis]			
Pulse Rhythm [Bilateral Radial]			
Pulse Strength [Bilateral Dorsalis Pedis]			
Pulse Strength [Bilateral Radial]			
Respiratory Rate	16	16	16
Respiratory Effort			
Respiratory Depth			
Respiratory Pattern			
Blood Pressure	96/52 L	101/53 L	97/53 L
Blood Pressure Mean			
Blood Pressure Location			
Pulse Oximetry	100	100	100
O2 Delivery			
Oxygen Flow Rate			
FI02	28	28	28
Sepsis Action Taken by Nursing			

Temperature	11/18/22 03:30	11/18/22 04:00	11/18/22 04:30
Temperature Source		Axillary	
Pulse Rate	64	62	68
Pulse Rhythm [Bilateral Dorsalis Pedis]			
Pulse Rhythm [Bilateral Radial]			
Pulse Strength [Bilateral Dorsalis Pedis]			
Pulse Strength [Bilateral Radial]			
Respiratory Rate			
Respiratory Effort			
Respiratory Depth			
Respiratory Pattern			
Blood Pressure	113/62	104/50 L	127/69 H
Blood Pressure Mean	74	68	88
Blood Pressure Location		Left Arm	
Pulse Oximetry	100	100	

Lyons, Kathleen A

Facility: Queen of the Valley Hospital **Location:** Q 1 Intensive Care Unit
 61 F 07/13/1961 **Med Rec Num:** MR01483046

Room-Bed: QI007-A
Visit: QH0054940416

Vital Signs - Continued

02 Delivery		Mechanical Ventilation	
Oxygen Flow Rate			
FI02		28	
Sepsis Action Taken by Nursing			

Temperature	11/18/22 05:00	11/18/22 05:30	11/18/22 06:00
Temperature Source			
Pulse Rate	65	62	61
Pulse Rhythm [Bilateral Dorsalis Pedis]			
Pulse Rhythm [Bilateral Radial]			
Pulse Strength [Bilateral Dorsalis Pedis]			
Pulse Strength [Bilateral Radial]			
Respiratory Rate			
Respiratory Effort			
Respiratory Depth			
Respiratory Pattern			
Blood Pressure	111/61	109/57 L	128/58 H
Blood Pressure Mean	77	74	81
Blood Pressure Location			
Pulse Oximetry	100	100	99
O2 Delivery			
Oxygen Flow Rate			
FI02			
Sepsis Action Taken by Nursing			

Temperature	11/18/22 06:30	11/18/22 07:51	11/18/22 08:00
Temperature Source			
Pulse Rate	62	62	
Pulse Rhythm [Bilateral Dorsalis Pedis]			
Pulse Rhythm [Bilateral Radial]			

Lyons, Kathleen A

Facility: Queen of the Valley Hospital **Location:** Q 1 Intensive Care Unit
 61 F 07/13/1961 **Med Rec Num:** MR01483046

Room-Bed: QI007-A
Visit: QH0054940416

Vital Signs - Continued

Pulse Strength [Bilateral Dorsalis Pedis]			
Pulse Strength [Bilateral Radial]			
Respiratory Rate		18	
Respiratory Effort			
Respiratory Depth			
Respiratory Pattern			
Blood Pressure	103/57 L	107/60	
Blood Pressure Mean	72		
Blood Pressure Location			
Pulse Oximetry	100	98	
O2 Delivery			
Oxygen Flow Rate			
FI02		28	
Sepsis Action Taken by Nursing			No Action Required

Temperature	11/18/22 08:00	11/18/22 08:00	11/18/22 07:00
Temperature Source			
Pulse Rate			77
Pulse Rhythm [Bilateral Dorsalis Pedis]		Regular	
Pulse Rhythm [Bilateral Radial]		Regular	
Pulse Strength [Bilateral Dorsalis Pedis]		Normal	
Pulse Strength [Bilateral Radial]		Normal	
Respiratory Rate			
Respiratory Effort		Mechanically Ventilated	
Respiratory Depth		Normal	
Respiratory Pattern		Normal	
Blood Pressure			113/62
Blood Pressure Mean			79
Blood Pressure Location			
Pulse Oximetry			99
O2 Delivery			
Oxygen Flow Rate			

Lyons, Kathleen A

Facility: Queen of the Valley Hospital **Location:** Q 1 Intensive Care Unit
 61 F 07/13/1961 **Med Rec Num:** MR01483046

Room-Bed: QI007-A
Visit: QH0054940416

Vital Signs - Continued

FIO2		28		
Sepsis Action Taken by Nursing				

Temperature	11/18/22 07:30	11/18/22 08:00 96.1 F L	11/18/22 08:30
Temperature Source		Temporal Artery Scan	
Pulse Rate	69	62	62
Pulse Rhythm [Bilateral Dorsalis Pedis]			
Pulse Rhythm [Bilateral Radial]			
Pulse Strength [Bilateral Dorsalis Pedis]			
Pulse Strength [Bilateral Radial]			
Respiratory Rate			
Respiratory Effort			
Respiratory Depth			
Respiratory Pattern			
Blood Pressure	107/60	109/53 L	105/55 L
Blood Pressure Mean	71	71	71
Blood Pressure Location			
Pulse Oximetry	98	99	99
O2 Delivery			
Oxygen Flow Rate			
FIO2			
Sepsis Action Taken by Nursing			

Temperature	11/18/22 08:00	11/18/22 11:10	11/18/22 09:00 96.8 F L
Temperature Source			Temporal Artery Scan
Pulse Rate	61	71	67
Pulse Rhythm [Bilateral Dorsalis Pedis]			
Pulse Rhythm [Bilateral Radial]			
Pulse Strength [Bilateral Dorsalis Pedis]			

Lyons, Kathleen A

Facility: Queen of the Valley Hospital **Location:** Q 1 Intensive Care Unit
 61 F 07/13/1961 **Med Rec Num:** MR01483046

Room-Bed: QI007-A
Visit: QH0054940416

Vital Signs - Continued

Pulse Strength [Bilateral Radial]			
Respiratory Rate		19	
Respiratory Effort			
Respiratory Depth			
Respiratory Pattern			
Blood Pressure		105/56 L	107/56 L
Blood Pressure Mean			73
Blood Pressure Location			
Pulse Oximetry		100	98
O2 Delivery			
Oxygen Flow Rate			
FIO2		28	
Sepsis Action Taken by Nursing			

Temperature		11/18/22 09:30	11/18/22 10:00	11/18/22 10:30
Temperature Source				
Pulse Rate		67	79	68
Pulse Rhythm [Bilateral Dorsalis Pedis]				
Pulse Rhythm [Bilateral Radial]				
Pulse Strength [Bilateral Dorsalis Pedis]				
Pulse Strength [Bilateral Radial]				
Respiratory Rate				
Respiratory Effort				
Respiratory Depth				
Respiratory Pattern				
Blood Pressure		107/56 L	131/59 H	121/54 H
Blood Pressure Mean		73	83	76
Blood Pressure Location				
Pulse Oximetry				100
O2 Delivery				
Oxygen Flow Rate				
FIO2				
Sepsis Action Taken by Nursing				

Lyons, Kathleen A

Facility: Queen of the Valley Hospital
 61 F 07/13/1961
Location: Q 1 Intensive Care Unit
Med Rec Num: MR01483046

Room-Bed: QI007-A
Visit: QH0054940416

Vital Signs - Continued

Temperature	11/18/22 11:00	11/18/22 12:00	11/18/22 12:00
Temperature Source			
Pulse Rate	76		68
Pulse Rhythm [Bilateral Dorsalis Pedis]			
Pulse Rhythm [Bilateral Radial]			
Pulse Strength [Bilateral Dorsalis Pedis]			
Pulse Strength [Bilateral Radial]			
Respiratory Rate			
Respiratory Effort			
Respiratory Depth			
Respiratory Pattern			
Blood Pressure	105/56 L		
Blood Pressure Mean	72		
Blood Pressure Location			
Pulse Oximetry	100		
O2 Delivery			
Oxygen Flow Rate			
FI02		28	
Sepsis Action Taken by Nursing			

Temperature	11/18/22 12:00	11/18/22 11:15	11/18/22 11:30
Temperature Source			
Pulse Rate		71	70
Pulse Rhythm [Bilateral Dorsalis Pedis]	Regular		
Pulse Rhythm [Bilateral Radial]	Regular		
Pulse Strength [Bilateral Dorsalis Pedis]	Normal		
Pulse Strength [Bilateral Radial]	Normal		
Respiratory Rate			
Respiratory Effort	Mechanically Ventilated		
Respiratory Depth	Normal		

Lyons, Kathleen A

Facility: Queen of the Valley Hospital **Location:** Q 1 Intensive Care Unit
 61 F 07/13/1961 **Med Rec Num:** MR01483046

Room-Bed: QI007-A
Visit: QH0054940416

Vital Signs - Continued

Respiratory Pattern	Normal		
Blood Pressure		107/56 L	107/56 L
Blood Pressure Mean		73	69
Blood Pressure Location			
Pulse Oximetry		99	100
O2 Delivery			
Oxygen Flow Rate			
FI02			
Sepsis Action Taken by Nursing			

Temperature	11/18/22 11:45	11/18/22 12:00	11/18/22 14:19
Temperature Source		Axillary	
Pulse Rate	69	69	86
Pulse Rhythm [Bilateral Dorsalis Pedis]			
Pulse Rhythm [Bilateral Radial]			
Pulse Strength [Bilateral Dorsalis Pedis]			
Pulse Strength [Bilateral Radial]			20
Respiratory Rate			
Respiratory Effort			
Respiratory Depth			
Respiratory Pattern			
Blood Pressure		116/54 L	116/53 L
Blood Pressure Mean		74	
Blood Pressure Location			
Pulse Oximetry	99	100	98
O2 Delivery			
Oxygen Flow Rate			
FI02			28
Sepsis Action Taken by Nursing			

Temperature	11/18/22 12:30	11/18/22 13:00	11/18/22 13:30
-------------	-------------------	-------------------	-------------------

Lyons, Kathleen A

Facility: Queen of the Valley Hospital **Location:** Q 1 Intensive Care Unit
 61 F 07/13/1961 **Med Rec Num:** MR01483046

Room-Bed: QI007-A
Visit: QH0054940416

Vital Signs - Continued

Temperature Source			
Pulse Rate	72	76	71
Pulse Rhythm [Bilateral Dorsalis Pedis]			
Pulse Rhythm [Bilateral Radial]			
Pulse Strength [Bilateral Dorsalis Pedis]			
Pulse Strength [Bilateral Radial]			
Respiratory Rate			
Respiratory Effort			
Respiratory Depth			
Respiratory Pattern			
Blood Pressure	119/55 L	119/55 L	108/60
Blood Pressure Mean	76	76	76
Blood Pressure Location			
Pulse Oximetry	97	100	99
O2 Delivery			
Oxygen Flow Rate			
FI02			
Sepsis Action Taken by Nursing			

Temperature	11/18/22 14:00	11/18/22 14:30	11/18/22 16:00
Temperature Source			
Pulse Rate	72	79	
Pulse Rhythm [Bilateral Dorsalis Pedis]			
Pulse Rhythm [Bilateral Radial]			
Pulse Strength [Bilateral Dorsalis Pedis]			
Pulse Strength [Bilateral Radial]			
Respiratory Rate			
Respiratory Effort			
Respiratory Depth			
Respiratory Pattern			
Blood Pressure	116/53 L	112/57 L	
Blood Pressure Mean	74	75	
Blood Pressure Location			
Pulse Oximetry	100	100	

Lyons, Kathleen A

Facility: Queen of the Valley Hospital **Location:** Q 1 Intensive Care Unit
 61 F 07/13/1961 **Med Rec Num:** MR01483046

Room-Bed: QI007-A
Visit: QH0054940416

Vital Signs - Continued

O2 Delivery				
Oxygen Flow Rate				
FI02				28
Sepsis Action Taken by Nursing				

Temperature		11/18/22 16:00	11/18/22 16:00	11/18/22 15:00
Temperature Source				
Pulse Rate			83	81
Pulse Rhythm [Bilateral Dorsalis Pedis]		Regular		
Pulse Rhythm [Bilateral Radial]		Regular		
Pulse Strength [Bilateral Dorsalis Pedis]		Normal		
Pulse Strength [Bilateral Radial]		Normal		
Respiratory Rate				
Respiratory Effort		Mechanically Ventilated		
Respiratory Depth		Normal		
Respiratory Pattern		Normal		
Blood Pressure				110/53 L
Blood Pressure Mean				72
Blood Pressure Location				
Pulse Oximetry				100
O2 Delivery				
Oxygen Flow Rate				
FI02				
Sepsis Action Taken by Nursing				

Temperature		11/18/22 15:30	11/18/22 16:00	11/18/22 16:30
Temperature Source			96.7 F L	
Pulse Rate			94	81
Pulse Rhythm [Bilateral Dorsalis Pedis]				
Pulse Rhythm [Bilateral Radial]				

Lyons, Kathleen A

Facility: Queen of the Valley Hospital **Location:** Q 1 Intensive Care Unit
 61 F 07/13/1961 **Med Rec Num:** MR01483046

Room-Bed: QI007-A
Visit: QH0054940416

Vital Signs - Continued

Pulse Strength [Bilateral Dorsalis Pedis]			
Pulse Strength [Bilateral Radial]			
Respiratory Rate			
Respiratory Effort			
Respiratory Depth			
Respiratory Pattern			
Blood Pressure	109/55 L	112/51 L	108/50 L
Blood Pressure Mean	73	71	69
Blood Pressure Location			
Pulse Oximetry		98	100
O2 Delivery			
Oxygen Flow Rate			
FI02			
Sepsis Action Taken by Nursing			

Temperature	11/18/22 17:00	11/18/22 17:30	11/18/22 18:00
Temperature Source			
Pulse Rate	81	81	87
Pulse Rhythm [Bilateral Dorsalis Pedis]			
Pulse Rhythm [Bilateral Radial]			
Pulse Strength [Bilateral Dorsalis Pedis]			
Pulse Strength [Bilateral Radial]			
Respiratory Rate			
Respiratory Effort			
Respiratory Depth			
Respiratory Pattern			
Blood Pressure	112/54 L	112/51 L	116/59 L
Blood Pressure Mean	73	71	78
Blood Pressure Location			
Pulse Oximetry	100	100	100
O2 Delivery			
Oxygen Flow Rate			
FI02			
Sepsis Action Taken by Nursing			

Lyons, Kathleen A

Facility: Queen of the Valley Hospital **Location:** Q 1 Intensive Care Unit
 61 F 07/13/1961 **Med Rec Num:** MR01483046

Room-Bed: QI007-A
Visit: QH0054940416

Vital Signs - Continued

Temperature	11/18/22 17:20	11/18/22 19:58	11/18/22 20:00
Temperature Source			
Pulse Rate	93	87	
Pulse Rhythm [Bilateral Dorsalis Pedis]			
Pulse Rhythm [Bilateral Radial]			
Pulse Strength [Bilateral Dorsalis Pedis]			
Pulse Strength [Bilateral Radial]			
Respiratory Rate	18	17	
Respiratory Effort			
Respiratory Depth			
Respiratory Pattern			
Blood Pressure	112/51 L	113/56 L	
Blood Pressure Mean			
Pulse Pressure Location			
Pulse Oximetry	100	100	
O2 Delivery			
Oxygen Flow Rate			
FI02	28	28	
Sepsis Action Taken by Nursing			No Action Required

Temperature	11/18/22 20:00	11/18/22 20:00	11/18/22 20:00
Temperature Source			
Pulse Rate	83		
Pulse Rhythm [Bilateral Dorsalis Pedis]		Regular	
Pulse Rhythm [Bilateral Radial]		Regular	
Pulse Strength [Bilateral Dorsalis Pedis]		Normal	
Pulse Strength [Bilateral Radial]		Normal	
Respiratory Rate			
Respiratory Effort		Mechanically Ventilated	

Lyons, Kathleen A

Facility: Queen of the Valley Hospital **Location:** Q 1 Intensive Care Unit
 61 F 07/13/1961 **Med Rec Num:** MR01483046

Room-Bed: QI007-A
Visit: QH0054940416

Vital Signs - Continued

Respiratory Depth		Normal	
Respiratory Pattern		Normal	
Blood Pressure			
Blood Pressure Mean			
Blood Pressure Location			
Pulse Oximetry			
O2 Delivery			
Oxygen Flow Rate			
FIO2			28
Sepsis Action Taken by Nursing			

Temperature	11/18/22 18:30	11/18/22 19:00	11/18/22 19:30
Temperature Source			
Pulse Rate	87	81	84
Pulse Rhythm [Bilateral Dorsalis Pedis]			
Pulse Rhythm [Bilateral Radial]			
Pulse Strength [Bilateral Dorsalis Pedis]			
Pulse Strength [Bilateral Radial]			
Respiratory Rate			
Respiratory Effort			
Respiratory Depth			
Respiratory Pattern			
Blood Pressure	126/57 H	111/52 L	108/50 L
Blood Pressure Mean	80	71	69
Blood Pressure Location			
Pulse Oximetry	100	100	99
O2 Delivery			
Oxygen Flow Rate			
FIO2			
Sepsis Action Taken by Nursing			

	11/18/22 20:00	11/18/22 20:30	11/18/22 21:00
--	-------------------	-------------------	-------------------

Lyons, Kathleen A

Facility: Queen of the Valley Hospital **Location:** Q 1 Intensive Care Unit
 61 F 07/13/1961 **Med Rec Num:** MR01483046

Room-Bed: QI007-A
Visit: QH0054940416

Vital Signs - Continued

Temperature	96.7 F L		
Temperature Source	Oral		
Pulse Rate	86	86	85
Pulse Rhythm [Bilateral Dorsalis Pedis]			
Pulse Rhythm [Bilateral Radial]			
Pulse Strength [Bilateral Dorsalis Pedis]			
Pulse Strength [Bilateral Radial]			
Respiratory Rate	16		
Respiratory Effort			
Respiratory Depth			
Respiratory Pattern			
Blood Pressure	113/50 L	111/52 L	107/48 L
Blood Pressure Mean	71	71	67
Blood Pressure Location			
Pulse Oximetry	100	100	100
O2 Delivery			
Oxygen Flow Rate			
FIO2			
Sepsis Action Taken by Nursing			

Temperature	11/18/22 21:30	11/18/22 22:00	11/18/22 22:30	97.1 F L
Temperature Source				Temporal Artery Scan
Pulse Rate	87	88	88	
Pulse Rhythm [Bilateral Dorsalis Pedis]				
Pulse Rhythm [Bilateral Radial]				
Pulse Strength [Bilateral Dorsalis Pedis]				
Pulse Strength [Bilateral Radial]				
Respiratory Rate				
Respiratory Effort				
Respiratory Depth				
Respiratory Pattern				
Blood Pressure	108/50 L	112/56 L	108/49 L	
Blood Pressure Mean	69	70	68	

Lyons, Kathleen A

Facility: Queen of the Valley Hospital **Location:** Q 1 Intensive Care Unit
 61 F 07/13/1961 **Med Rec Num:** MR01483046

Room-Bed: QI007-A
Visit: QH0054940416

Vital Signs - Continued

Blood Pressure Location			
Pulse Oximetry	100	100	98
O2 Delivery			
Oxygen Flow Rate			
FI02			
Sepsis Action Taken by Nursing			

Temperature	11/18/22 23:21	11/18/22 23:59	11/18/22 23:59
Temperature Source			
Pulse Rate	87	93	
Pulse Rhythm [Bilateral Dorsalis Pedis]			Regular
Pulse Rhythm [Bilateral Radial]			Regular
Pulse Strength [Bilateral Dorsalis Pedis]			Normal
Pulse Strength [Bilateral Radial]			Normal
Respiratory Rate	18		
Respiratory Effort			Mechanically Ventilated
Respiratory Depth			Normal
Respiratory Pattern			Normal
Blood Pressure	115/52 L		
Blood Pressure Mean			
Blood Pressure Location			
Pulse Oximetry	100		
O2 Delivery			
Oxygen Flow Rate			
FI02	28		
Sepsis Action Taken by Nursing			

Temperature	11/18/22 23:59	11/18/22 23:00	11/18/22 23:30
Temperature Source			
Pulse Rate		88	91

Lyons, Kathleen A

Facility: Queen of the Valley Hospital **Location:** Q 1 Intensive Care Unit
 61 F 07/13/1961 **Med Rec Num:** MR01483046

Room-Bed: QI007-A
Visit: QH0054940416

Vital Signs - Continued

Pulse Rhythm [Bilateral Dorsalis Pedis]			
Pulse Rhythm [Bilateral Radial]			
Pulse Strength [Bilateral Dorsalis Pedis]			
Pulse Strength [Bilateral Radial]			
Respiratory Rate			
Respiratory Effort			
Respiratory Depth			
Respiratory Pattern			
Blood Pressure		115/52 L	118/51 L
Blood Pressure Mean		67	73
Blood Pressure Location			
Pulse Oximetry		98	99
O2 Delivery			
Oxygen Flow Rate			
FI02		28	
Sepsis Action Taken by Nursing			

Temperature	11/19/22	11/19/22	11/19/22
Temperature Source	Oral	00:00	00:30
Pulse Rate	91	89	89
Pulse Rhythm [Bilateral Dorsalis Pedis]			
Pulse Rhythm [Bilateral Radial]			
Pulse Strength [Bilateral Dorsalis Pedis]			
Pulse Strength [Bilateral Radial]			
Respiratory Rate	16		
Respiratory Effort			
Respiratory Depth			
Respiratory Pattern			
Blood Pressure	124/56 H	115/50 L	117/51 L
Blood Pressure Mean	78	71	73
Blood Pressure Location	Left Arm		
Pulse Oximetry	99	98	98
O2 Delivery	Mechanical Ventilation		

Lyons, Kathleen A

Facility: Queen of the Valley Hospital **Location:** Q 1 Intensive Care Unit
 61 F 07/13/1961 **Med Rec Num:** MR01483046

Room-Bed: QI007-A
Visit: QH0054940416

Vital Signs - Continued

Oxygen Flow Rate			
FI02	30		
Sepsis Action Taken by Nursing			

Temperature	11/19/22 03:28	11/19/22 04:00	11/19/22 04:00
Temperature Source			
Pulse Rate	91	94	
Pulse Rhythm [Bilateral Dorsalis Pedis]			Regular
Pulse Rhythm [Bilateral Radial]			Regular
Pulse Strength [Bilateral Dorsalis Pedis]			Normal
Pulse Strength [Bilateral Radial]			Normal
Respiratory Rate	21 H		
Respiratory Effort			Mechanically Ventilated
Respiratory Depth			Normal
Respiratory Pattern			Normal
Blood Pressure	114/51 L		
Blood Pressure Mean			
Blood Pressure Location			
Pulse Oximetry	100		
O2 Delivery			
Oxygen Flow Rate			
FI02	28		
Sepsis Action Taken by Nursing			

Temperature	11/19/22 04:00	11/19/22 01:30	11/19/22 02:00
Temperature Source			
Pulse Rate		89	90
Pulse Rhythm [Bilateral Dorsalis Pedis]			
Pulse Rhythm [Bilateral Radial]			
Pulse Strength [Bilateral Dorsalis Pedis]			

Lyons, Kathleen A

Facility: Queen of the Valley Hospital **Location:** Q 1 Intensive Care Unit
 61 F 07/13/1961 **Med Rec Num:** MR01483046

Room-Bed: QI007-A
Visit: QH0054940416

Vital Signs - Continued

Pulse Strength [Bilateral Radial]			
Respiratory Rate			
Respiratory Effort			
Respiratory Depth			
Respiratory Pattern			
Blood Pressure		114/50 L	117/53 L
Blood Pressure Mean		71	74
Blood Pressure Location			
Pulse Oximetry		99	98
O2 Delivery			
Oxygen Flow Rate			
FIO2		28	
Sepsis Action Taken by Nursing			

Temperature		11/19/22 02:30	11/19/22 03:00	11/19/22 03:30
Temperature Source				
Pulse Rate		90	89	89
Pulse Rhythm [Bilateral Dorsalis Pedis]				
Pulse Rhythm [Bilateral Radial]				
Pulse Strength [Bilateral Dorsalis Pedis]				
Pulse Strength [Bilateral Radial]				
Respiratory Rate				
Respiratory Effort				
Respiratory Depth				
Respiratory Pattern				
Blood Pressure		116/53 L	114/51 L	116/52 L
Blood Pressure Mean		74	72	73
Blood Pressure Location				
Pulse Oximetry		99	98	100
O2 Delivery				
Oxygen Flow Rate				
FIO2				
Sepsis Action Taken by Nursing				

Lyons, Kathleen A

Facility: Queen of the Valley Hospital **Location:** Q 1 Intensive Care Unit
 61 F 07/13/1961 **Med Rec Num:** MR01483046

Room-Bed: QI007-A
Visit: QH0054940416

Vital Signs - Continued

	11/19/22 04:00	11/19/22 04:30	11/19/22 05:00
Temperature	97.7 F		
Temperature Source	Oral		
Pulse Rate	93	93	98
Pulse Rhythm [Bilateral Dorsalis Pedis]			
Pulse Rhythm [Bilateral Radial]			
Pulse Strength [Bilateral Dorsalis Pedis]			
Pulse Strength [Bilateral Radial]			
Respiratory Rate			
Respiratory Effort			
Respiratory Depth			
Respiratory Pattern			
Blood Pressure	127/51 H		129/59 H
Blood Pressure Mean	76		82
Blood Pressure Location	Left Arm		
Pulse Oximetry	100	100	98
O2 Delivery	Mechanical Ventilation		
Oxygen Flow Rate			
FI02	28		
Sepsis Action Taken by Nursing			

	11/19/22 05:30	11/19/22 06:00	11/19/22 06:30
Temperature			
Temperature Source			
Pulse Rate	96	96	95
Pulse Rhythm [Bilateral Dorsalis Pedis]			
Pulse Rhythm [Bilateral Radial]			
Pulse Strength [Bilateral Dorsalis Pedis]			
Pulse Strength [Bilateral Radial]			
Respiratory Rate			
Respiratory Effort			
Respiratory Depth			

Lyons, Kathleen A

Facility: Queen of the Valley Hospital **Location:** Q 1 Intensive Care Unit
 61 F 07/13/1961 **Med Rec Num:** MR01483046

Room-Bed: QI007-A
Visit: QH0054940416

Vital Signs - Continued

Respiratory Pattern			
Blood Pressure	112/60	141/61 H	122/60 H
Blood Pressure Mean	77	87	80
Blood Pressure Location			
Pulse Oximetry	100	100	99
O2 Delivery			
Oxygen Flow Rate			
FI02			
Sepsis Action Taken by Nursing			

Temperature	11/19/22 07:00	11/19/22 08:00	11/19/22 08:00
Temperature Source			
Pulse Rate	91	104 H	
Pulse Rhythm [Bilateral Dorsalis Pedis]			Regular
Pulse Rhythm [Bilateral Radial]			Regular
Pulse Strength [Bilateral Dorsalis Pedis]			Normal
Pulse Strength [Bilateral Radial]			Normal
Respiratory Rate			
Respiratory Effort			Mechanically Ventilated
Respiratory Depth			Normal
Respiratory Pattern			Normal
Blood Pressure	121/56 H		
Blood Pressure Mean	69		
Blood Pressure Location			
Pulse Oximetry	98		
O2 Delivery			
Oxygen Flow Rate			
FI02			
Sepsis Action Taken by Nursing			

	11/19/22 08:00	11/19/22 08:00	11/19/22 12:00
--	-------------------	-------------------	-------------------

Lyons, Kathleen A

Facility: Queen of the Valley Hospital **Location:** Q 1 Intensive Care Unit
 61 F 07/13/1961 **Med Rec Num:** MR01483046

Room-Bed: QI007-A
Visit: QH0054940416

Vital Signs - Continued

Temperature			
Temperature Source			
Pulse Rate			96
Pulse Rhythm [Bilateral Dorsalis Pedis]			
Pulse Rhythm [Bilateral Radial]			
Pulse Strength [Bilateral Dorsalis Pedis]			
Pulse Strength [Bilateral Radial]			
Respiratory Rate			
Respiratory Effort			
Respiratory Depth			
Respiratory Pattern			
Blood Pressure			
Blood Pressure Mean			
Blood Pressure Location			
Pulse Oximetry			
O2 Delivery			
Oxygen Flow Rate		28	
FIO2			
Sepsis Action Taken by Nursing	No Action Required		

Temperature	11/19/22	11/19/22	11/19/22
Temperature Source	12:00	12:00	16:00
Pulse Rate			89
Pulse Rhythm [Bilateral Dorsalis Pedis]			
Pulse Rhythm [Bilateral Radial]			
Pulse Strength [Bilateral Dorsalis Pedis]			
Pulse Strength [Bilateral Radial]			
Respiratory Rate			
Respiratory Effort	Mechanically Ventilated		
Respiratory Depth	Normal		
Respiratory Pattern	Normal		
Blood Pressure			

Lyons, Kathleen A

Facility: Queen of the Valley Hospital
 61 F 07/13/1961

Location: Q 1 Intensive Care Unit
Med Rec Num: MR01483046

Room-Bed: QI007-A
Visit: QH0054940416

Vital Signs - Continued

Blood Pressure Mean			
Blood Pressure Location			
Pulse Oximetry			
O2 Delivery			
Oxygen Flow Rate			
FI02		28	
Sepsis Action Taken by Nursing			

Temperature	11/19/22 16:00	11/19/22 16:00	11/19/22 07:30
Temperature Source			
Pulse Rate			90
Pulse Rhythm [Bilateral Dorsalis Pedis]		Regular	
Pulse Rhythm [Bilateral Radial]		Regular	
Pulse Strength [Bilateral Dorsalis Pedis]		Normal	
Pulse Strength [Bilateral Radial]		Normal	
Respiratory Rate			
Respiratory Effort		Mechanically Ventilated	
Respiratory Depth		Normal	
Respiratory Pattern		Normal	
Blood Pressure			122/53 H
Blood Pressure Mean			70
Blood Pressure Location			
Pulse Oximetry			98
O2 Delivery			
Oxygen Flow Rate			
FI02		28	
Sepsis Action Taken by Nursing			

Temperature	11/19/22 08:00	11/19/22 08:30	11/19/22 09:00
Temperature	98.3 F		

Lyons, Kathleen A

Facility: Queen of the Valley Hospital **Location:** Q 1 Intensive Care Unit
 61 F 07/13/1961 **Med Rec Num:** MR01483046

Room-Bed: QI007-A
Visit: QH0054940416

Vital Signs - Continued

Temperature Source	Temporal Artery Scan			
Pulse Rate				
Pulse Rhythm [Bilateral Dorsalis Pedis]	92	95	93	
Pulse Rhythm [Bilateral Radial]				
Pulse Strength [Bilateral Dorsalis Pedis]				
Pulse Strength [Bilateral Radial]				
Respiratory Rate				
Respiratory Effort				
Respiratory Depth				
Respiratory Pattern				
Blood Pressure	128/58 H	136/59 H		
Blood Pressure Mean	72	75		
Blood Pressure Location				
Pulse Oximetry	97	98	99	
O2 Delivery				
Oxygen Flow Rate				
FI02				
Sepsis Action Taken by Nursing				

Temperature	11/19/22 09:30	11/19/22 10:00	11/19/22 10:30
Temperature Source			
Pulse Rate	92	91	99
Pulse Rhythm [Bilateral Dorsalis Pedis]			
Pulse Rhythm [Bilateral Radial]			
Pulse Strength [Bilateral Dorsalis Pedis]			
Pulse Strength [Bilateral Radial]			
Respiratory Rate			
Respiratory Effort			
Respiratory Depth			
Respiratory Pattern			
Blood Pressure	131/55 H	127/52 H	130/55 H
Blood Pressure Mean	80	77	80
Blood Pressure Location			

Lyons, Kathleen A

Facility: Queen of the Valley Hospital **Location:** Q 1 Intensive Care Unit
 61 F 07/13/1961 **Med Rec Num:** MR01483046

Room-Bed: QI007-A
Visit: QH0054940416

Vital Signs - Continued

Pulse Oximetry		100	
O2 Delivery			
Oxygen Flow Rate			
FI02			
Sepsis Action Taken by Nursing			

Temperature	11/19/22 08:05	11/19/22 11:30	11/19/22 11:00
Temperature Source			
Pulse Rate	94	93	95
Pulse Rhythm [Bilateral Dorsalis Pedis]			
Pulse Rhythm [Bilateral Radial]			
Pulse Strength [Bilateral Dorsalis Pedis]			
Pulse Strength [Bilateral Radial]			
Respiratory Rate	19	19	
Respiratory Effort			
Respiratory Depth			
Respiratory Pattern			
Blood Pressure			122/52 H
Blood Pressure Mean			75
Blood Pressure Location			
Pulse Oximetry	97	97	98
O2 Delivery			
Oxygen Flow Rate			
FI02	28	28	
Sepsis Action Taken by Nursing			

Temperature	11/19/22 11:30	11/19/22 12:00	11/19/22 12:01
Temperature Source		Temporal Artery Scan	
Pulse Rate	95	93	95
Pulse Rhythm [Bilateral Dorsalis Pedis]			

Lyons, Kathleen A

Facility: Queen of the Valley Hospital **Location:** Q 1 Intensive Care Unit
 61 F 07/13/1961 **Med Rec Num:** MR01483046

Room-Bed: QI007-A
Visit: QH0054940416

Vital Signs - Continued

Pulse Rhythm [Bilateral Radial]			
Pulse Strength [Bilateral Dorsalis Pedis]			
Pulse Strength [Bilateral Radial]			
Respiratory Rate			
Respiratory Effort			
Respiratory Depth			
Respiratory Pattern			
Blood Pressure	124/51 H		124/47 H
Blood Pressure Mean	75		66
Blood Pressure Location			
Pulse Oximetry		97	99
O2 Delivery			
Oxygen Flow Rate			
FI02			
Sepsis Action Taken by Nursing			

	11/19/22 12:30	11/19/22 13:00	11/19/22 13:30
Temperature			
Temperature Source			
Pulse Rate	93	92	90
Pulse Rhythm [Bilateral Dorsalis Pedis]			
Pulse Rhythm [Bilateral Radial]			
Pulse Strength [Bilateral Dorsalis Pedis]			
Pulse Strength [Bilateral Radial]			
Respiratory Rate			
Respiratory Effort			
Respiratory Depth			
Respiratory Pattern			
Blood Pressure	122/54 H	131/54 H	128/55 H
Blood Pressure Mean	76	79	79
Blood Pressure Location			
Pulse Oximetry	97		97
O2 Delivery			
Oxygen Flow Rate			
FI02			

Lyons, Kathleen A

Facility: Queen of the Valley Hospital **Location:** Q 1 Intensive Care Unit
 61 F 07/13/1961 **Med Rec Num:** MR01483046

Room-Bed: QI007-A
Visit: QH0054940416

Vital Signs - Continued

Sepsis Action Taken by Nursing

Temperature	11/19/22 15:33	11/19/22 17:35	11/19/22 14:00
Temperature Source			
Pulse Rate	100	93	91
Pulse Rhythm [Bilateral Dorsalis Pedis]			
Pulse Rhythm [Bilateral Radial]			
Pulse Strength [Bilateral Dorsalis Pedis]			
Pulse Strength [Bilateral Radial]			
Respiratory Rate	19	19	
Respiratory Effort			
Respiratory Depth			
Respiratory Pattern			
Blood Pressure			128/57 H
Blood Pressure Mean			80
Blood Pressure Location			
Pulse Oximetry	97	97	98
O2 Delivery			
Oxygen Flow Rate			
FIO2	28	28	
Sepsis Action Taken by Nursing			

Temperature	11/19/22 14:30	11/19/22 15:00	11/19/22 15:30
Temperature Source			
Pulse Rate	93	99	99
Pulse Rhythm [Bilateral Dorsalis Pedis]			
Pulse Rhythm [Bilateral Radial]			
Pulse Strength [Bilateral Dorsalis Pedis]			
Pulse Strength [Bilateral Radial]			
Respiratory Rate			
Respiratory Effort			

Lyons, Kathleen A

Facility: Queen of the Valley Hospital **Location:** Q 1 Intensive Care Unit
 61 F 07/13/1961 **Med Rec Num:** MR01483046

Room-Bed: QI007-A
Visit: QH0054940416

Vital Signs - Continued

Respiratory Depth			
Respiratory Pattern			
Blood Pressure	128/58 H	125/60 H	141/62 H
Blood Pressure Mean	81	81	79
Blood Pressure Location			
Pulse Oximetry	98	100	99
O2 Delivery			
Oxygen Flow Rate			
FI02			
Sepsis Action Taken by Nursing			

Temperature		11/19/22 16:00	11/19/22 16:30	11/19/22 17:00
Temperature Source		Temporal Artery Scan		
Pulse Rate		91	92	107 H
Pulse Rhythm [Bilateral Dorsalis Pedis]				
Pulse Rhythm [Bilateral Radial]				
Pulse Strength [Bilateral Dorsalis Pedis]				
Pulse Strength [Bilateral Radial]				
Respiratory Rate				
Respiratory Effort				
Respiratory Depth				
Respiratory Pattern				
Blood Pressure		136/56 H	131/55 H	159/67 H
Blood Pressure Mean		82	80	97
Blood Pressure Location				
Pulse Oximetry		97	98	
O2 Delivery				
Oxygen Flow Rate				
FI02				
Sepsis Action Taken by Nursing				

Lyons, Kathleen A

Facility: Queen of the Valley Hospital **Location:** Q 1 Intensive Care Unit
 61 F 07/13/1961 **Med Rec Num:** MR01483046

Room-Bed: QI007-A
Visit: QH0054940416

Vital Signs - Continued

Temperature	11/19/22 17:30	11/19/22 18:00	11/19/22 18:30
Temperature Source			
Pulse Rate	98	98	97
Pulse Rhythm [Bilateral Dorsalis Pedis]			
Pulse Rhythm [Bilateral Radial]			
Pulse Strength [Bilateral Dorsalis Pedis]			
Pulse Strength [Bilateral Radial]			
Respiratory Rate			
Respiratory Effort			
Respiratory Depth			
Respiratory Pattern			
Blood Pressure	127/57 H	124/56 H	126/57 H
Blood Pressure Mean	80	78	80
Blood Pressure Location			
Pulse Oximetry			
O2 Delivery			
Oxygen Flow Rate			
FI02			
Sepsis Action Taken by Nursing			
Temperature	11/19/22 20:04	11/19/22 20:00	11/19/22 20:00
Temperature Source			
Pulse Rate	96		97
Pulse Rhythm [Bilateral Dorsalis Pedis]			
Pulse Rhythm [Bilateral Radial]			
Pulse Strength [Bilateral Dorsalis Pedis]			
Pulse Strength [Bilateral Radial]			
Respiratory Rate	20		
Respiratory Effort			
Respiratory Depth			
Respiratory Pattern			

Lyons, Kathleen A

Facility: Queen of the Valley Hospital **Location:** Q 1 Intensive Care Unit
 61 F 07/13/1961 **Med Rec Num:** MR01483046

Room-Bed: QI007-A
Visit: QH0054940416

Vital Signs - Continued

Blood Pressure	129/54 H		
Blood Pressure Mean			
Blood Pressure Location			
Pulse Oximetry	99		
O2 Delivery			
Oxygen Flow Rate			
FI02	28		
Sepsis Action Taken by Nursing		No Action Required	

Temperature	11/19/22 20:00	11/19/22 20:00	11/19/22 19:00
Temperature Source			
Pulse Rate			96
Pulse Rhythm [Bilateral Dorsalis Pedis]	Regular		
Pulse Rhythm [Bilateral Radial]	Regular		
Pulse Strength [Bilateral Dorsalis Pedis]	Normal		
Pulse Strength [Bilateral Radial]	Normal		
Respiratory Rate			
Respiratory Effort	Mechanically Ventilated		
Respiratory Depth	Normal		
Respiratory Pattern	Normal		
Blood Pressure			135/55 H
Blood Pressure Mean			81
Blood Pressure Location			
Pulse Oximetry			
O2 Delivery			
Oxygen Flow Rate			
FI02			28
Sepsis Action Taken by Nursing			

	11/19/22 19:30	11/19/22 20:00	11/19/22 20:30
--	-------------------	-------------------	-------------------

Lyons, Kathleen A

Facility: Queen of the Valley Hospital **Location:** Q 1 Intensive Care Unit
 61 F 07/13/1961 **Med Rec Num:** MR01483046

Room-Bed: QI007-A
Visit: QH0054940416

Vital Signs - Continued

Temperature		98.1 F	
Temperature Source		Temporal Artery Scan	
Pulse Rate	95	96	95
Pulse Rhythm [Bilateral Dorsalis Pedis]			
Pulse Rhythm [Bilateral Radial]			
Pulse Strength [Bilateral Dorsalis Pedis]			
Pulse Strength [Bilateral Radial]			
Respiratory Rate		16	
Respiratory Effort			
Respiratory Depth			
Respiratory Pattern			
Blood Pressure	129/54 H	130/53 H	132/54 H
Blood Pressure Mean	79	78	80
Blood Pressure Location		Left Arm	
Pulse Oximetry		97	98
O2 Delivery		Mechanical Ventilation	
Oxygen Flow Rate			
FI02		30	
Sepsis Action Taken by Nursing			

Temperature	11/19/22 21:00	11/19/22 21:30	11/19/22 22:00
Temperature Source			
Pulse Rate	99	97	98
Pulse Rhythm [Bilateral Dorsalis Pedis]			
Pulse Rhythm [Bilateral Radial]			
Pulse Strength [Bilateral Dorsalis Pedis]			
Pulse Strength [Bilateral Radial]			
Respiratory Rate			
Respiratory Effort			
Respiratory Depth			
Respiratory Pattern			
Blood Pressure	135/58 H	133/54 H	134/53 H

Lyons, Kathleen A

Facility: Queen of the Valley Hospital **Location:** Q 1 Intensive Care Unit
 61 F 07/13/1961 **Med Rec Num:** MR01483046

Room-Bed: QI007-A
Visit: QH0054940416

Vital Signs - Continued

Blood Pressure Mean	83	80	80
Blood Pressure Location			
Pulse Oximetry	97	96	98
O2 Delivery			
Oxygen Flow Rate			
FIO2			
Sepsis Action Taken by Nursing			

Temperature	11/19/22 22:30	11/19/22 23:29	11/19/22 23:59
Temperature Source			
Pulse Rate	97	97	99
Pulse Rhythm [Bilateral Dorsalis Pedis]			
Pulse Rhythm [Bilateral Radial]			
Pulse Strength [Bilateral Dorsalis Pedis]			
Pulse Strength [Bilateral Radial]		19	
Respiratory Rate			
Respiratory Effort			
Respiratory Depth			
Respiratory Pattern			
Blood Pressure	129/55 H	129/55 H	
Blood Pressure Mean	79		
Blood Pressure Location			
Pulse Oximetry	98	99	
O2 Delivery			
Oxygen Flow Rate			
FIO2		28	
Sepsis Action Taken by Nursing			

Temperature	11/19/22 23:59	11/19/22 23:59	11/19/22 23:00
Temperature Source			
Pulse Rate			99

Lyons, Kathleen A

Facility: Queen of the Valley Hospital **Location:** Q 1 Intensive Care Unit
 61 F 07/13/1961 **Med Rec Num:** MR01483046

Room-Bed: QI007-A
Visit: QH0054940416

Vital Signs - Continued

Pulse Rhythm [Bilateral Dorsalis Pedis]	Regular		
Pulse Rhythm [Bilateral Radial]	Regular		
Pulse Strength [Bilateral Dorsalis Pedis]	Normal		
Pulse Strength [Bilateral Radial]	Normal		
Respiratory Rate			
Respiratory Effort	Mechanically Ventilated		
Respiratory Depth	Normal		
Respiratory Pattern	Normal		
Blood Pressure			127/54 H
Blood Pressure Mean			78
Blood Pressure Location			
Pulse Oximetry			99
O2 Delivery			
Oxygen Flow Rate			
FI02			28
Sepsis Action Taken by Nursing			

Temperature	11/19/22 23:30	11/20/22 00:00	11/20/22 00:30
Temperature Source		Temporal Artery Scan	
Pulse Rate	98	98	100
Pulse Rhythm [Bilateral Dorsalis Pedis]			
Pulse Rhythm [Bilateral Radial]			
Pulse Strength [Bilateral Dorsalis Pedis]			
Pulse Strength [Bilateral Radial]			
Respiratory Rate			
Respiratory Effort			
Respiratory Depth			
Respiratory Pattern			
Blood Pressure	124/54 H	131/53 H	129/56 H
Blood Pressure Mean	77	79	80
Blood Pressure Location		Left Arm	
Pulse Oximetry	98	99	100

Lyons, Kathleen A

Facility: Queen of the Valley Hospital **Location:** Q 1 Intensive Care Unit
 61 F 07/13/1961 **Med Rec Num:** MR01483046

Room-Bed: QI007-A
Visit: QH0054940416

Vital Signs - Continued

O2 Delivery		Mechanical Ventilation	
Oxygen Flow Rate			
FI02			30
Sepsis Action Taken by Nursing			

Temperature	11/20/22 01:00	11/20/22 01:30	11/20/22 02:00
Temperature Source			
Pulse Rate	98	95	97
Pulse Rhythm [Bilateral Dorsalis Pedis]			
Pulse Rhythm [Bilateral Radial]			
Pulse Strength [Bilateral Dorsalis Pedis]			
Pulse Strength [Bilateral Radial]			
Respiratory Rate			
Respiratory Effort			
Respiratory Depth			
Respiratory Pattern			
Blood Pressure	132/55 H	136/52 H	135/54 H
Blood Pressure Mean	80	80	81
Blood Pressure Location			
Pulse Oximetry	98	98	99
O2 Delivery			
Oxygen Flow Rate			
FI02			
Sepsis Action Taken by Nursing			

Temperature	11/20/22 02:01	11/20/22 04:00	11/20/22 04:00
Temperature Source			
Pulse Rate	93	98	
Pulse Rhythm [Bilateral Dorsalis Pedis]			Regular
Pulse Rhythm [Bilateral Radial]			Regular

Lyons, Kathleen A

Facility: Queen of the Valley Hospital **Location:** Q 1 Intensive Care Unit
 61 F 07/13/1961 **Med Rec Num:** MR01483046

Room-Bed: QI007-A
Visit: QH0054940416

Vital Signs - Continued

Pulse Strength [Bilateral Dorsalis Pedis]			Normal
Pulse Strength [Bilateral Radial]			Normal
Respiratory Rate			
Respiratory Effort			Mechanically Ventilated
Respiratory Depth			Normal
Respiratory Pattern			Normal
Blood Pressure	135/54 H		
Blood Pressure Mean	71		
Blood Pressure Location			
Pulse Oximetry	99		
O2 Delivery			
Oxygen Flow Rate			
FI02			
Sepsis Action Taken by Nursing			

	11/20/22 04:00	11/20/22 02:30	11/20/22 03:00
Temperature			
Temperature Source			
Pulse Rate		96	97
Pulse Rhythm [Bilateral Dorsalis Pedis]			
Pulse Rhythm [Bilateral Radial]			
Pulse Strength [Bilateral Dorsalis Pedis]			
Pulse Strength [Bilateral Radial]			
Respiratory Rate			
Respiratory Effort			
Respiratory Depth			
Respiratory Pattern			
Blood Pressure		136/56 H	132/56 H
Blood Pressure Mean		82	81
Blood Pressure Location			
Pulse Oximetry		98	97
O2 Delivery			
Oxygen Flow Rate			
FI02		28	

Lyons, Kathleen A

Facility: Queen of the Valley Hospital **Location:** Q 1 Intensive Care Unit
 61 F 07/13/1961 **Med Rec Num:** MR01483046

Room-Bed: QI007-A
Visit: QH0054940416

Vital Signs - Continued

Sepsis Action Taken by Nursing

Temperature	11/20/22 03:30	11/20/22 04:00	11/20/22 03:41
Temperature Source		Temporal Artery Scan	
Pulse Rate	96	96	96
Pulse Rhythm [Bilateral Dorsalis Pedis]			
Pulse Rhythm [Bilateral Radial]			
Pulse Strength [Bilateral Dorsalis Pedis]			
Pulse Strength [Bilateral Radial]			
Respiratory Rate		16	19
Respiratory Effort			
Respiratory Depth			
Respiratory Pattern			
Blood Pressure	137/55 H	138/56 H	137/55 H
Blood Pressure Mean	82	83	
Blood Pressure Location		Left Arm	
Pulse Oximetry	99	99	99
O2 Delivery		Mechanical Ventilation	
Oxygen Flow Rate			
FI02		30	28
Sepsis Action Taken by Nursing			

Temperature	11/20/22 04:30	11/20/22 05:00	11/20/22 05:30
Temperature Source			
Pulse Rate	100	93	94
Pulse Rhythm [Bilateral Dorsalis Pedis]			
Pulse Rhythm [Bilateral Radial]			
Pulse Strength [Bilateral Dorsalis Pedis]			
Pulse Strength [Bilateral Radial]			

Lyons, Kathleen A

Facility: Queen of the Valley Hospital **Location:** Q 1 Intensive Care Unit
 61 F 07/13/1961 **Med Rec Num:** MR01483046

Room-Bed: QI007-A
Visit: QH0054940416

Vital Signs - Continued

Respiratory Rate			
Respiratory Effort			
Respiratory Depth			
Respiratory Pattern			
Blood Pressure	141/64 H	123/56 H	132/59 H
Blood Pressure Mean	89	78	83
Blood Pressure Location			
Pulse Oximetry	97	98	98
O2 Delivery			
Oxygen Flow Rate			
FI02			
Sepsis Action Taken by Nursing			

	11/20/22 06:00	11/20/22 06:30	11/20/22 08:00
Temperature			
Temperature Source			
Pulse Rate	94	95	
Pulse Rhythm [Bilateral Dorsalis Pedis]			
Pulse Rhythm [Bilateral Radial]			
Pulse Strength [Bilateral Dorsalis Pedis]			
Pulse Strength [Bilateral Radial]			
Respiratory Rate			
Respiratory Effort			
Respiratory Depth			
Respiratory Pattern			
Blood Pressure	127/57 H	127/58 H	
Blood Pressure Mean	80	81	
Blood Pressure Location			
Pulse Oximetry	96	98	
O2 Delivery			
Oxygen Flow Rate			
FI02			28
Sepsis Action Taken by Nursing			

Lyons, Kathleen A

Facility: Queen of the Valley Hospital **Location:** Q 1 Intensive Care Unit
 61 F 07/13/1961 **Med Rec Num:** MR01483046

Room-Bed: QI007-A
Visit: QH0054940416

Vital Signs - Continued

Temperature	11/20/22 08:00	11/20/22 08:00	11/20/22 07:35
Temperature Source			
Pulse Rate			94
Pulse Rhythm [Bilateral Dorsalis Pedis]		Regular	
Pulse Rhythm [Bilateral Radial]		Regular	
Pulse Strength [Bilateral Dorsalis Pedis]		Normal	
Pulse Strength [Bilateral Radial]		Normal	
Respiratory Rate			19
Respiratory Effort		Mechanically Ventilated	
Respiratory Depth		Normal	
Respiratory Pattern		Normal	
Blood Pressure			126/56 H
Blood Pressure Mean			
Blood Pressure Location			
Pulse Oximetry			99
O2 Delivery			
Oxygen Flow Rate			
FI02			28
Sepsis Action Taken by Nursing	No Action Required		

Temperature	11/20/22 07:00	11/20/22 07:30	11/20/22 08:00
Temperature Source			Temporal Artery Scan
Pulse Rate	92	94	96
Pulse Rhythm [Bilateral Dorsalis Pedis]			
Pulse Rhythm [Bilateral Radial]			
Pulse Strength [Bilateral Dorsalis Pedis]			
Pulse Strength [Bilateral Radial]			
Respiratory Rate			

Lyons, Kathleen A

Facility: Queen of the Valley Hospital **Location:** Q 1 Intensive Care Unit
 61 F 07/13/1961 **Med Rec Num:** MR01483046

Room-Bed: QI007-A
Visit: QH0054940416

Vital Signs - Continued

Respiratory Effort			
Respiratory Depth			
Respiratory Pattern			
Blood Pressure	124/55 H	126/56 H	119/57 L
Blood Pressure Mean	78	79	77
Blood Pressure Location			
Pulse Oximetry		94	98
O2 Delivery			
Oxygen Flow Rate			
FI02			
Sepsis Action Taken by Nursing			

Temperature	11/20/22 08:30	11/20/22 09:00	11/20/22 09:30
Temperature Source			
Pulse Rate	97	107 H	96
Pulse Rhythm [Bilateral Dorsalis Pedis]			
Pulse Rhythm [Bilateral Radial]			
Pulse Strength [Bilateral Dorsalis Pedis]			
Pulse Strength [Bilateral Radial]			
Respiratory Rate			
Respiratory Effort			
Respiratory Depth			
Respiratory Pattern			
Blood Pressure	122/58 H	128/50 H	123/50 H
Blood Pressure Mean	79	76	74
Blood Pressure Location			
Pulse Oximetry	95	100	98
O2 Delivery			
Oxygen Flow Rate			
FI02			
Sepsis Action Taken by Nursing			

Lyons, Kathleen A

Facility: Queen of the Valley Hospital
 61 F 07/13/1961

Location: Q 1 Intensive Care Unit
Med Rec Num: MR01483046

Room-Bed: QI007-A
Visit: QH0054940416

Vital Signs - Continued

	11/20/22 10:00	11/20/22 10:40	11/20/22 12:00
Temperature			
Temperature Source			
Pulse Rate	99	98	
Pulse Rhythm [Bilateral Dorsalis Pedis]			
Pulse Rhythm [Bilateral Radial]			
Pulse Strength [Bilateral Dorsalis Pedis]			
Pulse Strength [Bilateral Radial]			
Respiratory Rate		19	
Respiratory Effort			
Respiratory Depth			
Respiratory Pattern			
Blood Pressure	129/53 H	129/53 H	
Blood Pressure Mean	70		
Blood Pressure Location			
Pulse Oximetry	97	100	
O2 Delivery			
Oxygen Flow Rate			
FI02		28	28
Sepsis Action Taken by Nursing			

Temperature	11/20/22 12:00	11/20/22 08:00	11/20/22 10:30
Temperature Source			
Pulse Rate		94	96
Pulse Rhythm [Bilateral Dorsalis Pedis]	Regular		
Pulse Rhythm [Bilateral Radial]	Regular		
Pulse Strength [Bilateral Dorsalis Pedis]	Normal		
Pulse Strength [Bilateral Radial]	Normal		
Respiratory Rate			
Respiratory Effort	Mechanically Ventilated		
Respiratory Depth	Normal		

Lyons, Kathleen A

Facility: Queen of the Valley Hospital **Location:** Q 1 Intensive Care Unit
 61 F 07/13/1961 **Med Rec Num:** MR01483046

Room-Bed: QI007-A
Visit: QH0054940416

Vital Signs - Continued

Respiratory Pattern	Normal		
Blood Pressure			124/50 H
Blood Pressure Mean			74
Blood Pressure Location			
Pulse Oximetry			100
O2 Delivery			
Oxygen Flow Rate			
FIO2			
Sepsis Action Taken by Nursing			

Temperature	11/20/22 11:00	11/20/22 11:30	11/20/22 12:00
Temperature Source			97 F L
Pulse Rate	97	97	101 H
Pulse Rhythm [Bilateral Dorsalis Pedis]			
Pulse Rhythm [Bilateral Radial]			
Pulse Strength [Bilateral Dorsalis Pedis]			
Pulse Strength [Bilateral Radial]			
Respiratory Rate			
Respiratory Effort			
Respiratory Depth			
Respiratory Pattern			
Blood Pressure	123/50 H	113/52 L	137/63 H
Blood Pressure Mean	68	72	82
Blood Pressure Location			
Pulse Oximetry	100	99	98
O2 Delivery			
Oxygen Flow Rate			
FIO2			
Sepsis Action Taken by Nursing			

Temperature	11/20/22 12:00	11/20/22 16:00	11/20/22 16:00
-------------	-------------------	-------------------	-------------------

Lyons, Kathleen A

Facility: Queen of the Valley Hospital **Location:** Q 1 Intensive Care Unit
 61 F 07/13/1961 **Med Rec Num:** MR01483046

Room-Bed: QI007-A
Visit: QH0054940416

Vital Signs - Continued

Temperature Source			
Pulse Rate	106 H		
Pulse Rhythm [Bilateral Dorsalis Pedis]			Regular
Pulse Rhythm [Bilateral Radial]			Regular
Pulse Strength [Bilateral Dorsalis Pedis]			Normal
Pulse Strength [Bilateral Radial]			Normal
Respiratory Rate			
Respiratory Effort			Mechanically Ventilated
Respiratory Depth			Normal
Respiratory Pattern			Normal
Blood Pressure			
Blood Pressure Mean			
Blood Pressure Location			
Pulse Oximetry			
O2 Delivery			
Oxygen Flow Rate		28	
FI02			
Sepsis Action Taken by Nursing			

Temperature	11/20/22 16:00	11/20/22 12:30	11/20/22 13:00
Temperature Source			
Pulse Rate	97	97	99
Pulse Rhythm [Bilateral Dorsalis Pedis]			
Pulse Rhythm [Bilateral Radial]			
Pulse Strength [Bilateral Dorsalis Pedis]			
Pulse Strength [Bilateral Radial]			
Respiratory Rate			
Respiratory Effort			
Respiratory Depth			
Respiratory Pattern			
Blood Pressure		131/55 H	139/55 H
Blood Pressure Mean		80	75
Blood Pressure Location			

Lyons, Kathleen A

Facility: Queen of the Valley Hospital **Location:** Q 1 Intensive Care Unit
 61 F 07/13/1961 **Med Rec Num:** MR01483046

Room-Bed: QI007-A
Visit: QH0054940416

Vital Signs - Continued

Pulse Oximetry				98
O2 Delivery				
Oxygen Flow Rate				
FI02				
Sepsis Action Taken by Nursing				

Temperature	11/20/22 13:30	11/20/22 14:00	11/20/22 14:40
Temperature Source			
Pulse Rate	97	95	100
Pulse Rhythm [Bilateral Dorsalis Pedis]			
Pulse Rhythm [Bilateral Radial]			
Pulse Strength [Bilateral Dorsalis Pedis]			
Pulse Strength [Bilateral Radial]			
Respiratory Rate			18
Respiratory Effort			
Respiratory Depth			
Respiratory Pattern			
Blood Pressure	132/57 H	124/56 H	121/56 H
Blood Pressure Mean	82	78	
Blood Pressure Location			
Pulse Oximetry	98	98	99
O2 Delivery			
Oxygen Flow Rate			
FI02			28
Sepsis Action Taken by Nursing			

Temperature	11/20/22 14:30	11/20/22 15:00	11/20/22 15:30
Temperature Source			
Pulse Rate	95	95	95
Pulse Rhythm [Bilateral Dorsalis Pedis]			
Pulse Rhythm [Bilateral Radial]			

Lyons, Kathleen A

Facility: Queen of the Valley Hospital **Location:** Q 1 Intensive Care Unit
 61 F 07/13/1961 **Med Rec Num:** MR01483046

Room-Bed: QI007-A
Visit: QH0054940416

Vital Signs - Continued

Pulse Strength [Bilateral Dorsalis Pedis]			
Pulse Strength [Bilateral Radial]			
Respiratory Rate			
Respiratory Effort			
Respiratory Depth			
Respiratory Pattern			
Blood Pressure	121/56 H	126/54 H	122/57 H
Blood Pressure Mean	70	72	73
Blood Pressure Location			
Pulse Oximetry	97	98	98
O2 Delivery			
Oxygen Flow Rate			
FI02			
Sepsis Action Taken by Nursing			

Temperature	11/20/22 16:00	11/20/22 16:30	11/20/22 17:00
Temperature Source	98.7 F		
Pulse Rate	97	98	95
Pulse Rhythm [Bilateral Dorsalis Pedis]			
Pulse Rhythm [Bilateral Radial]			
Pulse Strength [Bilateral Dorsalis Pedis]			
Pulse Strength [Bilateral Radial]			
Respiratory Rate			
Respiratory Effort			
Respiratory Depth			
Respiratory Pattern			
Blood Pressure	125/57 H	131/56 H	123/53 H
Blood Pressure Mean	71	75	76
Blood Pressure Location			
Pulse Oximetry	98	99	100
O2 Delivery			
Oxygen Flow Rate			
FI02			
Sepsis Action Taken by Nursing			

Lyons, Kathleen A

Facility: Queen of the Valley Hospital **Location:** Q 1 Intensive Care Unit
 61 F 07/13/1961 **Med Rec Num:** MR01483046

Room-Bed: QI007-A
Visit: QH0054940416

Vital Signs - Continued

	11/20/22 17:30	11/20/22 18:00	11/20/22 20:00
Temperature			
Temperature Source			
Pulse Rate	94	93	
Pulse Rhythm [Bilateral Dorsalis Pedis]			
Pulse Rhythm [Bilateral Radial]			
Pulse Strength [Bilateral Dorsalis Pedis]			
Pulse Strength [Bilateral Radial]			
Respiratory Rate			
Respiratory Effort			
Respiratory Depth			
Respiratory Pattern			
Blood Pressure	121/54 H	124/58 H	
Blood Pressure Mean	68	80	
Blood Pressure Location			
Pulse Oximetry	99	99	
O2 Delivery			
Oxygen Flow Rate			
FI02			
Sepsis Action Taken by Nursing			No Action Required

	11/20/22 20:00	11/20/22 20:00	11/20/22 20:00
Temperature			
Temperature Source			
Pulse Rate	97		
Pulse Rhythm [Bilateral Dorsalis Pedis]		Regular	
Pulse Rhythm [Bilateral Radial]		Regular	
Pulse Strength [Bilateral Dorsalis Pedis]		Normal	
Pulse Strength [Bilateral Radial]		Normal	
Respiratory Rate			
Respiratory Effort		Mechanically Ventilated	

Lyons, Kathleen A

Facility: Queen of the Valley Hospital **Location:** Q 1 Intensive Care Unit
 61 F 07/13/1961 **Med Rec Num:** MR01483046

Room-Bed: QI007-A
Visit: QH0054940416

Vital Signs - Continued

Respiratory Depth		Normal	
Respiratory Pattern		Normal	
Blood Pressure			
Blood Pressure Mean			
Blood Pressure Location			
Pulse Oximetry			
O2 Delivery			
Oxygen Flow Rate			
FI02			28
Sepsis Action Taken by Nursing			

Temperature	11/20/22 18:30	11/20/22 19:00	11/20/22 19:30
Temperature Source			
Pulse Rate	92	102 H	102 H
Pulse Rhythm [Bilateral Dorsalis Pedis]			
Pulse Rhythm [Bilateral Radial]			
Pulse Strength [Bilateral Dorsalis Pedis]			
Pulse Strength [Bilateral Radial]			
Respiratory Rate			
Respiratory Effort			
Respiratory Depth			
Respiratory Pattern			
Blood Pressure	129/53 H	140/69 H	134/61 H
Blood Pressure Mean	69	83	78
Blood Pressure Location			
Pulse Oximetry	99	100	100
O2 Delivery			
Oxygen Flow Rate			
FI02			
Sepsis Action Taken by Nursing			

	11/20/22 20:00	11/20/22 20:30	11/20/22 21:00
--	-------------------	-------------------	-------------------

Lyons, Kathleen A

Facility: Queen of the Valley Hospital **Location:** Q 1 Intensive Care Unit
 61 F 07/13/1961 **Med Rec Num:** MR01483046

Room-Bed: QI007-A
Visit: QH0054940416

Vital Signs - Continued

Temperature	98.5 F		
Temperature Source	Oral		
Pulse Rate	96	96	94
Pulse Rhythm [Bilateral Dorsalis Pedis]			
Pulse Rhythm [Bilateral Radial]			
Pulse Strength [Bilateral Dorsalis Pedis]			
Pulse Strength [Bilateral Radial]			
Respiratory Rate			
Respiratory Effort			
Respiratory Depth			
Respiratory Pattern			
Blood Pressure	132/57 H	140/58 H	134/52 H
Blood Pressure Mean	75	76	79
Blood Pressure Location	Left Arm		
Pulse Oximetry	99	98	98
O2 Delivery	Mechanical Ventilation		
Oxygen Flow Rate			
FI02	30		
Sepsis Action Taken by Nursing			

Temperature	11/20/22 21:30	11/20/22 22:00	11/20/22 22:30
Temperature Source			
Pulse Rate	95	99	97
Pulse Rhythm [Bilateral Dorsalis Pedis]			
Pulse Rhythm [Bilateral Radial]			
Pulse Strength [Bilateral Dorsalis Pedis]			
Pulse Strength [Bilateral Radial]			
Respiratory Rate			
Respiratory Effort			
Respiratory Depth			
Respiratory Pattern			
Blood Pressure	142/61 H	140/57 H	128/56 H
Blood Pressure Mean	88	74	80

Lyons, Kathleen A

Facility: Queen of the Valley Hospital **Location:** Q 1 Intensive Care Unit
 61 F 07/13/1961 **Med Rec Num:** MR01483046

Room-Bed: QI007-A
Visit: QH0054940416

Vital Signs - Continued

Blood Pressure Location			
Pulse Oximetry	99	98	99
O2 Delivery			
Oxygen Flow Rate			
FI02			
Sepsis Action Taken by Nursing			

	11/20/22 23:00	11/20/22 20:08	11/20/22 23:22
Temperature			
Temperature Source			
Pulse Rate	94	94	95
Pulse Rhythm [Bilateral Dorsalis Pedis]			
Pulse Rhythm [Bilateral Radial]			
Pulse Strength [Bilateral Dorsalis Pedis]			
Pulse Strength [Bilateral Radial]			
Respiratory Rate		19	19
Respiratory Effort			
Respiratory Depth			
Respiratory Pattern			
Blood Pressure	135/57 H	132/57 H	135/57 H
Blood Pressure Mean	75		
Blood Pressure Location			
Pulse Oximetry	98	98	98
O2 Delivery			
Oxygen Flow Rate			
FI02		28	28
Sepsis Action Taken by Nursing			

	11/20/22 23:59	11/20/22 23:59	11/20/22 23:59
Temperature			
Temperature Source			
Pulse Rate	96		
Pulse Rhythm [Bilateral Dorsalis Pedis]		Regular	

Lyons, Kathleen A

Facility: Queen of the Valley Hospital **Location:** Q 1 Intensive Care Unit
 61 F 07/13/1961 **Med Rec Num:** MR01483046

Room-Bed: QI007-A
Visit: QH0054940416

Vital Signs - Continued

Pulse Rhythm [Bilateral Radial]		Regular	
Pulse Strength [Bilateral Dorsalis Pedis]		Normal	
Pulse Strength [Bilateral Radial]		Normal	
Respiratory Rate			
Respiratory Effort		Mechanically Ventilated	
Respiratory Depth		Normal	
Respiratory Pattern		Normal	
Blood Pressure			
Blood Pressure Mean			
Blood Pressure Location			
Pulse Oximetry			
O2 Delivery			
Oxygen Flow Rate			
FI02			28
Sepsis Action Taken by Nursing			

Temperature	11/20/22 23:30	11/21/22 00:00	11/21/22 00:30
Temperature Source		Oral	
Pulse Rate	97	92	92
Pulse Rhythm [Bilateral Dorsalis Pedis]			
Pulse Rhythm [Bilateral Radial]			
Pulse Strength [Bilateral Dorsalis Pedis]			
Pulse Strength [Bilateral Radial]			
Respiratory Rate			
Respiratory Effort			
Respiratory Depth			
Respiratory Pattern			
Blood Pressure	139/58 H	138/54 H	130/57 H
Blood Pressure Mean	76	82	81
Blood Pressure Location		Left Arm	
Pulse Oximetry	98	100	98
O2 Delivery		Mechanical Ventilation	

Lyons, Kathleen A

Facility: Queen of the Valley Hospital **Location:** Q 1 Intensive Care Unit
 61 F 07/13/1961 **Med Rec Num:** MR01483046

Room-Bed: QI007-A
Visit: QH0054940416

Vital Signs - Continued

Oxygen Flow Rate			
FI02		30	
Sepsis Action Taken by Nursing			

Temperature	11/21/22 01:00	11/21/22 01:30	11/21/22 02:00
Temperature Source			
Pulse Rate	91	91	88
Pulse Rhythm [Bilateral Dorsalis Pedis]			
Pulse Rhythm [Bilateral Radial]			
Pulse Strength [Bilateral Dorsalis Pedis]			
Pulse Strength [Bilateral Radial]			
Respiratory Rate			
Respiratory Effort			
Respiratory Depth			
Respiratory Pattern			
Blood Pressure	135/58 H	134/53 H	137/56 H
Blood Pressure Mean	75	80	73
Blood Pressure Location			
Pulse Oximetry	99	98	98
O2 Delivery			
Oxygen Flow Rate			
FI02			
Sepsis Action Taken by Nursing			

Temperature	11/21/22 02:30	11/21/22 03:00	11/21/22 03:30
Temperature Source			
Pulse Rate	104 H	87	94
Pulse Rhythm [Bilateral Dorsalis Pedis]			
Pulse Rhythm [Bilateral Radial]			
Pulse Strength [Bilateral Dorsalis Pedis]			
Pulse Strength [Bilateral Radial]			

Lyons, Kathleen A

Facility: Queen of the Valley Hospital **Location:** Q 1 Intensive Care Unit
 61 F 07/13/1961 **Med Rec Num:** MR01483046

Room-Bed: QI007-A
Visit: QH0054940416

Vital Signs - Continued

Respiratory Rate			
Respiratory Effort			
Respiratory Depth			
Respiratory Pattern			
Blood Pressure	145/68 H	129/60 H	140/64 H
Blood Pressure Mean	82	75	82
Blood Pressure Location			
Pulse Oximetry	93	99	99
O2 Delivery			
Oxygen Flow Rate			
FIO2			
Sepsis Action Taken by Nursing			

Temperature	11/21/22	11/21/22	11/21/22
Temperature Source	04:00	04:00	04:00
Pulse Rate			98.0 F
Pulse Rhythm [Bilateral Dorsalis Pedis]	Regular		Oral
Pulse Rhythm [Bilateral Radial]	Regular		93
Pulse Strength [Bilateral Dorsalis Pedis]	Normal		
Pulse Strength [Bilateral Radial]	Normal		
Respiratory Rate			16
Respiratory Effort	Mechanically Ventilated		
Respiratory Depth	Normal		
Respiratory Pattern	Normal		
Blood Pressure			133/61 H
Blood Pressure Mean			78
Blood Pressure Location			Left Arm
Pulse Oximetry			97
O2 Delivery			Mechanical Ventilation
Oxygen Flow Rate			
FIO2		28	30
Sepsis Action Taken by Nursing			

Lyons, Kathleen A

Facility: Queen of the Valley Hospital **Location:** Q 1 Intensive Care Unit
 61 F 07/13/1961 **Med Rec Num:** MR01483046

Room-Bed: QI007-A
Visit: QH0054940416

Vital Signs - Continued

Temperature	11/21/22 03:22	11/21/22 04:00	11/21/22 04:30
Temperature Source			
Pulse Rate	90	93	91
Pulse Rhythm [Bilateral Dorsalis Pedis]			
Pulse Rhythm [Bilateral Radial]			
Pulse Strength [Bilateral Dorsalis Pedis]			
Pulse Strength [Bilateral Radial]			
Respiratory Rate	20		
Respiratory Effort			
Respiratory Depth			
Respiratory Pattern			
Blood Pressure	129/60 H		132/62 H
Blood Pressure Mean			77
Blood Pressure Location			
Pulse Oximetry	98		97
O2 Delivery			
Oxygen Flow Rate			
FI02	28		
Sepsis Action Taken by Nursing			
Temperature	11/21/22 05:00	11/21/22 05:30	11/21/22 06:00
Temperature Source			
Pulse Rate	89	90	90
Pulse Rhythm [Bilateral Dorsalis Pedis]			
Pulse Rhythm [Bilateral Radial]			
Pulse Strength [Bilateral Dorsalis Pedis]			
Pulse Strength [Bilateral Radial]			
Respiratory Rate			
Respiratory Effort			
Respiratory Depth			
Respiratory Pattern			

Lyons, Kathleen A

Facility: Queen of the Valley Hospital **Location:** Q 1 Intensive Care Unit
 61 F 07/13/1961 **Med Rec Num:** MR01483046

Room-Bed: QI007-A
Visit: QH0054940416

Vital Signs - Continued

Blood Pressure	131/62 H	133/64 H	136/61 H
Blood Pressure Mean	79	79	77
Blood Pressure Location			
Pulse Oximetry	97	97	96
O2 Delivery			
Oxygen Flow Rate			
FI02			
Sepsis Action Taken by Nursing			

Temperature	11/21/22 06:30	11/21/22 07:00	11/21/22 07:10
Temperature Source			
Pulse Rate	90	87	92
Pulse Rhythm [Bilateral Dorsalis Pedis]			
Pulse Rhythm [Bilateral Radial]			
Pulse Strength [Bilateral Dorsalis Pedis]			
Pulse Strength [Bilateral Radial]			20
Respiratory Rate			
Respiratory Effort			
Respiratory Depth			
Respiratory Pattern			
Blood Pressure	133/65 H	136/63 H	132/66 H
Blood Pressure Mean	80	79	
Blood Pressure Location			
Pulse Oximetry	96	96	96
O2 Delivery			
Oxygen Flow Rate			
FI02			28
Sepsis Action Taken by Nursing			

Temperature	11/21/22 08:00	11/21/22 08:00	11/21/22 08:00
Temperature Source			

Lyons, Kathleen A

Facility: Queen of the Valley Hospital **Location:** Q 1 Intensive Care Unit
 61 F 07/13/1961 **Med Rec Num:** MR01483046

Room-Bed: QI007-A
Visit: QH0054940416

Vital Signs - Continued

Pulse Rate			
Pulse Rhythm [Bilateral Dorsalis Pedis]			Regular
Pulse Rhythm [Bilateral Radial]			Regular
Pulse Strength [Bilateral Dorsalis Pedis]			Normal
Pulse Strength [Bilateral Radial]			Normal
Respiratory Rate			
Respiratory Effort			Mechanically Ventilated
Respiratory Depth			Normal
Respiratory Pattern			Normal
Blood Pressure			
Blood Pressure Mean			
Blood Pressure Location			
Pulse Oximetry			
O2 Delivery			
Oxygen Flow Rate		28	
FI02			
Sepsis Action Taken by Nursing		No Action Required	

Temperature	11/21/22 08:00	11/21/22 07:30	11/21/22 08:00
Temperature Source			99.7 F H Temporal Artery Scan
Pulse Rate	89	92	91
Pulse Rhythm [Bilateral Dorsalis Pedis]			
Pulse Rhythm [Bilateral Radial]			
Pulse Strength [Bilateral Dorsalis Pedis]			
Pulse Strength [Bilateral Radial]			
Respiratory Rate			
Respiratory Effort			
Respiratory Depth			
Respiratory Pattern			
Blood Pressure		134/65 H	141/58 H
Blood Pressure Mean		82	85

Lyons, Kathleen A

Facility: Queen of the Valley Hospital **Location:** Q 1 Intensive Care Unit
 61 F 07/13/1961 **Med Rec Num:** MR01483046

Room-Bed: QI007-A
Visit: QH0054940416

Vital Signs - Continued

Blood Pressure Location			
Pulse Oximetry		97	92
O2 Delivery			
Oxygen Flow Rate			
FI02			
Sepsis Action Taken by Nursing			

	11/21/22 08:30	11/21/22 09:30	11/21/22 10:00
Temperature			
Temperature Source			
Pulse Rate	88	90	85
Pulse Rhythm [Bilateral Dorsalis Pedis]			
Pulse Rhythm [Bilateral Radial]			
Pulse Strength [Bilateral Dorsalis Pedis]			
Pulse Strength [Bilateral Radial]			
Respiratory Rate			
Respiratory Effort			
Respiratory Depth			
Respiratory Pattern			
Blood Pressure	145/59 H	132/52 H	115/48 L
Blood Pressure Mean	87	72	70
Blood Pressure Location			
Pulse Oximetry	95	94	95
O2 Delivery			
Oxygen Flow Rate			
FI02			
Sepsis Action Taken by Nursing			

	11/21/22 12:00	11/21/22 12:00	11/21/22 12:00
Temperature			
Temperature Source			
Pulse Rate			77
Pulse Rhythm [Bilateral Dorsalis Pedis]		Regular	

Lyons, Kathleen A

Facility: Queen of the Valley Hospital **Location:** Q 1 Intensive Care Unit
 61 F 07/13/1961 **Med Rec Num:** MR01483046

Room-Bed: QI007-A
Visit: QH0054940416

Vital Signs - Continued

Pulse Rhythm [Bilateral Radial]		Regular	
Pulse Strength [Bilateral Dorsalis Pedis]		Normal	
Pulse Strength [Bilateral Radial]		Normal	
Respiratory Rate			
Respiratory Effort		Mechanically Ventilated	
Respiratory Depth		Normal	
Respiratory Pattern		Normal	
Blood Pressure			
Blood Pressure Mean			
Blood Pressure Location			
Pulse Oximetry			
O2 Delivery			
Oxygen Flow Rate			
FIO2	28		
Sepsis Action Taken by Nursing			

	11/21/22 10:30	11/21/22 11:00	11/21/22 11:30
Temperature			
Temperature Source			
Pulse Rate	86	85	79
Pulse Rhythm [Bilateral Dorsalis Pedis]			
Pulse Rhythm [Bilateral Radial]			
Pulse Strength [Bilateral Dorsalis Pedis]			
Pulse Strength [Bilateral Radial]			
Respiratory Rate			
Respiratory Effort			
Respiratory Depth			
Respiratory Pattern			
Blood Pressure	119/53 L	122/53 H	119/51 L
Blood Pressure Mean	68	69	73
Blood Pressure Location			
Pulse Oximetry	96	96	96
O2 Delivery			
Oxygen Flow Rate			

Lyons, Kathleen A

Facility: Queen of the Valley Hospital **Location:** Q 1 Intensive Care Unit
 61 F 07/13/1961 **Med Rec Num:** MR01483046

Room-Bed: QI007-A
Visit: QH0054940416

Vital Signs - Continued

FI02			
Sepsis Action Taken by Nursing			

	11/21/22	11/21/22	11/21/22
Temperature	12:00	12:30	13:45
Temperature Source	98.9 F		
Pulse Rate	79	80	80
Pulse Rhythm [Bilateral Dorsalis Pedis]			
Pulse Rhythm [Bilateral Radial]			
Pulse Strength [Bilateral Dorsalis Pedis]			
Pulse Strength [Bilateral Radial]			
Respiratory Rate			18
Respiratory Effort			
Respiratory Depth			
Respiratory Pattern			
Blood Pressure	126/52 H	117/49 L	92/74
Blood Pressure Mean	67	71	
Blood Pressure Location			
Pulse Oximetry	97		97
O2 Delivery			
Oxygen Flow Rate			
FI02			28
Sepsis Action Taken by Nursing			

	11/21/22	11/21/22	11/21/22
Temperature	16:00	16:00	16:00
Temperature Source			
Pulse Rate			84
Pulse Rhythm [Bilateral Dorsalis Pedis]			Regular
Pulse Rhythm [Bilateral Radial]			Regular
Pulse Strength [Bilateral Dorsalis Pedis]			Normal
Pulse Strength [Bilateral Radial]			Normal
Respiratory Rate			

Lyons, Kathleen A

Facility: Queen of the Valley Hospital **Location:** Q 1 Intensive Care Unit
 61 F 07/13/1961 **Med Rec Num:** MR01483046

Room-Bed: QI007-A
Visit: QH0054940416

Vital Signs - Continued

Respiratory Effort	Mechanically Ventilated		
Respiratory Depth	Normal		
Respiratory Pattern	Normal		
Blood Pressure			
Blood Pressure Mean			
Blood Pressure Location			
Pulse Oximetry			
O2 Delivery			
Oxygen Flow Rate			
FI02			28
Sepsis Action Taken by Nursing			

Temperature	11/21/22 13:00	11/21/22 13:30	11/21/22 14:00
Temperature Source			
Pulse Rate	90	78	85
Pulse Rhythm [Bilateral Dorsalis Pedis]			
Pulse Rhythm [Bilateral Radial]			
Pulse Strength [Bilateral Dorsalis Pedis]			
Pulse Strength [Bilateral Radial]			
Respiratory Rate			
Respiratory Effort			
Respiratory Depth			
Respiratory Pattern			
Blood Pressure	91/74	114/52 L	147/61 H
Blood Pressure Mean	79	67	89
Blood Pressure Location			
Pulse Oximetry	97	98	94
O2 Delivery			
Oxygen Flow Rate			
FI02			
Sepsis Action Taken by Nursing			

Lyons, Kathleen A

Facility: Queen of the Valley Hospital **Location:** Q 1 Intensive Care Unit
 61 F 07/13/1961 **Med Rec Num:** MR01483046

Room-Bed: QI007-A
Visit: QH0054940416

Vital Signs - Continued

	11/21/22 16:00	11/21/22 14:30	11/21/22 15:00
Temperature			
Temperature Source			
Pulse Rate	86	76	86
Pulse Rhythm [Bilateral Dorsalis Pedis]			
Pulse Rhythm [Bilateral Radial]			
Pulse Strength [Bilateral Dorsalis Pedis]			
Pulse Strength [Bilateral Radial]			
Respiratory Rate	21 H		
Respiratory Effort			
Respiratory Depth			
Respiratory Pattern			
Blood Pressure	132/58 H	117/54 L	133/58 H
Blood Pressure Mean		75	76
Blood Pressure Location			
Pulse Oximetry	98	97	97
O2 Delivery			
Oxygen Flow Rate			
FI02	28		
Sepsis Action Taken by Nursing			

Temperature	11/21/22 15:30	11/21/22 16:00	11/21/22 16:30
Temperature Source		Temporal Artery Scan	
Pulse Rate	82	86	83
Pulse Rhythm [Bilateral Dorsalis Pedis]			
Pulse Rhythm [Bilateral Radial]			
Pulse Strength [Bilateral Dorsalis Pedis]			
Pulse Strength [Bilateral Radial]			
Respiratory Rate			
Respiratory Effort			
Respiratory Depth			

Lyons, Kathleen A

Facility: Queen of the Valley Hospital **Location:** Q 1 Intensive Care Unit
 61 F 07/13/1961 **Med Rec Num:** MR01483046

Room-Bed: QI007-A
Visit: QH0054940416

Vital Signs - Continued

Respiratory Pattern				
Blood Pressure	134/54 H	136/58 H	131/55 H	
Blood Pressure Mean	73	76	80	
Blood Pressure Location				
Pulse Oximetry	96		97	
O2 Delivery				
Oxygen Flow Rate				
FI02				
Sepsis Action Taken by Nursing				

Temperature	11/21/22 17:00	11/21/22 17:30	11/21/22 18:00
Temperature Source			
Pulse Rate	85	80	80
Pulse Rhythm [Bilateral Dorsalis Pedis]			
Pulse Rhythm [Bilateral Radial]			
Pulse Strength [Bilateral Dorsalis Pedis]			
Pulse Strength [Bilateral Radial]			
Respiratory Rate			
Respiratory Effort			
Respiratory Depth			
Respiratory Pattern			
Blood Pressure	132/56 H	117/61	114/57 L
Blood Pressure Mean	75	79	69
Blood Pressure Location			
Pulse Oximetry	97	97	97
O2 Delivery			
Oxygen Flow Rate			
FI02			
Sepsis Action Taken by Nursing			

Temperature	11/21/22 20:00	11/21/22 20:00	11/21/22 20:00
-------------	-------------------	-------------------	-------------------

Lyons, Kathleen A

Facility: Queen of the Valley Hospital **Location:** Q 1 Intensive Care Unit
 61 F 07/13/1961 **Med Rec Num:** MR01483046

Room-Bed: QI007-A
Visit: QH0054940416

Vital Signs - Continued

Temperature Source			
Pulse Rate		88	
Pulse Rhythm [Bilateral Dorsalis Pedis]			
Pulse Rhythm [Bilateral Radial]			
Pulse Strength [Bilateral Dorsalis Pedis]			
Pulse Strength [Bilateral Radial]			
Respiratory Rate			
Respiratory Effort			
Respiratory Depth			
Respiratory Pattern			
Blood Pressure			
Blood Pressure Mean			
Blood Pressure Location			
Pulse Oximetry			
O2 Delivery			
Oxygen Flow Rate			
FI02			28
Sepsis Action Taken by Nursing	No Action Required		

Temperature		11/21/22 20:00	11/21/22 18:30	11/21/22 19:00
Temperature Source				
Pulse Rate			90	91
Pulse Rhythm [Bilateral Dorsalis Pedis]			Regular	
Pulse Rhythm [Bilateral Radial]			Regular	
Pulse Strength [Bilateral Dorsalis Pedis]			Normal	
Pulse Strength [Bilateral Radial]			Normal	
Respiratory Rate				
Respiratory Effort			Mechanically Ventilated	
Respiratory Depth			Normal	
Respiratory Pattern			Normal	
Blood Pressure			103/49 L	103/49 L
Blood Pressure Mean			67	67

Lyons, Kathleen A

Facility: Queen of the Valley Hospital **Location:** Q 1 Intensive Care Unit
 61 F 07/13/1961 **Med Rec Num:** MR01483046

Room-Bed: QI007-A
Visit: QH0054940416

Vital Signs - Continued

Blood Pressure Location			
Pulse Oximetry		98	98
O2 Delivery			
Oxygen Flow Rate			
FIO2			
Sepsis Action Taken by Nursing			

Temperature	11/21/22 19:30	11/21/22 20:00	11/21/22 20:30
Temperature Source		Oral	
Pulse Rate	78	84	83
Pulse Rhythm [Bilateral Dorsalis Pedis]			
Pulse Rhythm [Bilateral Radial]			
Pulse Strength [Bilateral Dorsalis Pedis]			
Pulse Strength [Bilateral Radial]			
Respiratory Rate			
Respiratory Effort			
Respiratory Depth			
Respiratory Pattern			
Blood Pressure	117/58 L	137/59 H	136/63 H
Blood Pressure Mean	72	85	87
Blood Pressure Location		Left Arm	
Pulse Oximetry	98	100	98
O2 Delivery		Mechanical Ventilation	
Oxygen Flow Rate			
FIO2		30	
Sepsis Action Taken by Nursing			

Temperature	11/21/22 21:00	11/21/22 19:45	11/21/22 21:30
Temperature Source			
Pulse Rate	87	80	84

Lyons, Kathleen A

Facility: Queen of the Valley Hospital **Location:** Q 1 Intensive Care Unit
 61 F 07/13/1961 **Med Rec Num:** MR01483046

Room-Bed: QI007-A
Visit: QH0054940416

Vital Signs - Continued

Pulse Rhythm [Bilateral Dorsalis Pedis]			
Pulse Rhythm [Bilateral Radial]			
Pulse Strength [Bilateral Dorsalis Pedis]			
Pulse Strength [Bilateral Radial]			
Respiratory Rate		17	
Respiratory Effort			
Respiratory Depth			
Respiratory Pattern			
Blood Pressure	136/55 H	117/58 L	126/54 H
Blood Pressure Mean	82		78
Blood Pressure Location			
Pulse Oximetry	98	97	97
O2 Delivery			
Oxygen Flow Rate			
FI02		28	
Sepsis Action Taken by Nursing			

Temperature	11/21/22	11/21/22	11/21/22
Temperature Source	22:00	23:59	23:59
Pulse Rate	98	105 H	
Pulse Rhythm [Bilateral Dorsalis Pedis]			Regular
Pulse Rhythm [Bilateral Radial]			Regular
Pulse Strength [Bilateral Dorsalis Pedis]			Normal
Pulse Strength [Bilateral Radial]			Normal
Respiratory Rate			
Respiratory Effort			Mechanically Ventilated
Respiratory Depth			Normal
Respiratory Pattern			Normal
Blood Pressure	141/58 H		
Blood Pressure Mean	77		
Blood Pressure Location			
Pulse Oximetry	96		
O2 Delivery			

Lyons, Kathleen A

Facility: Queen of the Valley Hospital **Location:** Q 1 Intensive Care Unit
 61 F 07/13/1961 **Med Rec Num:** MR01483046

Room-Bed: QI007-A
Visit: QH0054940416

Vital Signs - Continued

Oxygen Flow Rate			
FIO2			
Sepsis Action Taken by Nursing			

Temperature	11/21/22 23:59	11/21/22 22:30	11/21/22 23:00
Temperature Source			
Pulse Rate		103 H	104 H
Pulse Rhythm [Bilateral Dorsalis Pedis]			
Pulse Rhythm [Bilateral Radial]			
Pulse Strength [Bilateral Dorsalis Pedis]			
Pulse Strength [Bilateral Radial]			
Respiratory Rate			
Respiratory Effort			
Respiratory Depth			
Respiratory Pattern			
Blood Pressure		136/60 H	143/60 H
Blood Pressure Mean		85	81
Blood Pressure Location			
Pulse Oximetry		97	96
O2 Delivery			
Oxygen Flow Rate			
FIO2	28		
Sepsis Action Taken by Nursing			

Temperature	11/21/22 23:30	11/22/22 00:00	11/21/22 23:14
Temperature Source		Oral	
Pulse Rate	98	102 H	100
Pulse Rhythm [Bilateral Dorsalis Pedis]			
Pulse Rhythm [Bilateral Radial]			
Pulse Strength [Bilateral Dorsalis Pedis]			
Pulse Strength [Bilateral Radial]			

Lyons, Kathleen A

Facility: Queen of the Valley Hospital **Location:** Q 1 Intensive Care Unit
 61 F 07/13/1961 **Med Rec Num:** MR01483046

Room-Bed: QI007-A
Visit: QH0054940416

Vital Signs - Continued

Respiratory Rate		16	28 H
Respiratory Effort			
Respiratory Depth			
Respiratory Pattern			
Blood Pressure	145/52 H	150/60 H	143/60 H
Blood Pressure Mean	83	79	
Blood Pressure Location		Left Arm	
Pulse Oximetry	96	96	97
O2 Delivery		Mechanical Ventilation	
Oxygen Flow Rate			
FI02		30	28
Sepsis Action Taken by Nursing			

Temperature	11/22/22 00:30	11/22/22 01:00	11/22/22 01:30
Temperature Source			
Pulse Rate	101 H	108 H	106 H
Pulse Rhythm [Bilateral Dorsalis Pedis]			
Pulse Rhythm [Bilateral Radial]			
Pulse Strength [Bilateral Dorsalis Pedis]			
Pulse Strength [Bilateral Radial]			
Respiratory Rate			
Respiratory Effort			
Respiratory Depth			
Respiratory Pattern			
Blood Pressure	145/55 H	143/62 H	125/54 H
Blood Pressure Mean	85	80	77
Blood Pressure Location			
Pulse Oximetry	96	96	96
O2 Delivery			
Oxygen Flow Rate			
FI02			
Sepsis Action Taken by Nursing			

Lyons, Kathleen A

Facility: Queen of the Valley Hospital
 61 F 07/13/1961

Location: Q 1 Intensive Care Unit
Med Rec Num: MR01483046

Room-Bed: QI007-A
Visit: QH0054940416

Vital Signs - Continued

Temperature	11/22/22 02:00	11/22/22 03:17	11/22/22 04:00
Temperature Source			
Pulse Rate	97	90	93
Pulse Rhythm [Bilateral Dorsalis Pedis]			
Pulse Rhythm [Bilateral Radial]			
Pulse Strength [Bilateral Dorsalis Pedis]			
Pulse Strength [Bilateral Radial]			
Respiratory Rate		16	
Respiratory Effort			
Respiratory Depth			
Respiratory Pattern			
Blood Pressure	118/51 L	115/51 L	
Blood Pressure Mean	73		
Blood Pressure Location			
Pulse Oximetry	97	97	
O2 Delivery			
Oxygen Flow Rate			
FI02		28	
Sepsis Action Taken by Nursing			

Temperature	11/22/22 04:00	11/22/22 04:00	11/22/22 02:30
Temperature Source			
Pulse Rate			95
Pulse Rhythm [Bilateral Dorsalis Pedis]	Regular		
Pulse Rhythm [Bilateral Radial]	Regular		
Pulse Strength [Bilateral Dorsalis Pedis]	Normal		
Pulse Strength [Bilateral Radial]	Normal		
Respiratory Rate			
Respiratory Effort	Mechanically Ventilated		
Respiratory Depth	Normal		

Lyons, Kathleen A

Facility: Queen of the Valley Hospital **Location:** Q 1 Intensive Care Unit
 61 F 07/13/1961 **Med Rec Num:** MR01483046

Room-Bed: QI007-A
Visit: QH0054940416

Vital Signs - Continued

Respiratory Pattern	Normal		
Blood Pressure			117/51 L
Blood Pressure Mean			66
Blood Pressure Location			
Pulse Oximetry			97
O2 Delivery			
Oxygen Flow Rate			
FI02			28
Sepsis Action Taken by Nursing			

Temperature	11/22/22 03:00	11/22/22 03:30	11/22/22 04:00	97.6 F
Temperature Source				Temporal Artery Scan
Pulse Rate	93	94	92	
Pulse Rhythm [Bilateral Dorsalis Pedis]				
Pulse Rhythm [Bilateral Radial]				
Pulse Strength [Bilateral Dorsalis Pedis]				
Pulse Strength [Bilateral Radial]				
Respiratory Rate				
Respiratory Effort				
Respiratory Depth				
Respiratory Pattern				
Blood Pressure	115/51 L	130/58 H	122/54 H	
Blood Pressure Mean	66	76	76	
Blood Pressure Location				Left Arm
Pulse Oximetry	97	97	98	
O2 Delivery				Mechanical Ventilation
Oxygen Flow Rate				
FI02				30
Sepsis Action Taken by Nursing				

Lyons, Kathleen A

Facility: Queen of the Valley Hospital **Location:** Q 1 Intensive Care Unit
 61 F 07/13/1961 **Med Rec Num:** MR01483046

Room-Bed: QI007-A
Visit: QH0054940416

Vital Signs - Continued

Temperature	11/22/22 04:30	11/22/22 05:00	11/22/22 05:30
Temperature Source			
Pulse Rate	90	91	90
Pulse Rhythm [Bilateral Dorsalis Pedis]			
Pulse Rhythm [Bilateral Radial]			
Pulse Strength [Bilateral Dorsalis Pedis]			
Pulse Strength [Bilateral Radial]			
Respiratory Rate			
Respiratory Effort			
Respiratory Depth			
Respiratory Pattern			
Blood Pressure	122/49 H	121/52 H	120/54 L
Blood Pressure Mean	73	67	68
Blood Pressure Location			
Pulse Oximetry	98	98	98
O2 Delivery			
Oxygen Flow Rate			
FI02			
Sepsis Action Taken by Nursing			

Temperature	11/22/22 06:00	11/22/22 06:30	11/22/22 08:00
Temperature Source			
Pulse Rate	91	89	88
Pulse Rhythm [Bilateral Dorsalis Pedis]			
Pulse Rhythm [Bilateral Radial]			
Pulse Strength [Bilateral Dorsalis Pedis]			
Pulse Strength [Bilateral Radial]			
Respiratory Rate			
Respiratory Effort			
Respiratory Depth			
Respiratory Pattern			

Lyons, Kathleen A

Facility: Queen of the Valley Hospital **Location:** Q 1 Intensive Care Unit
 61 F 07/13/1961 **Med Rec Num:** MR01483046

Room-Bed: QI007-A
Visit: QH0054940416

Vital Signs - Continued

Blood Pressure	119/54 L	119/54 L	
Blood Pressure Mean	69	69	
Blood Pressure Location			
Pulse Oximetry	98	98	
O2 Delivery			
Oxygen Flow Rate			
FI02			
Sepsis Action Taken by Nursing			

Temperature	11/22/22 08:00	11/22/22 08:00	11/22/22 08:00
Temperature Source			
Pulse Rate			
Pulse Rhythm [Bilateral Dorsalis Pedis]		Regular	
Pulse Rhythm [Bilateral Radial]		Regular	
Pulse Strength [Bilateral Dorsalis Pedis]		Normal	
Pulse Strength [Bilateral Radial]		Normal	
Respiratory Rate			
Respiratory Effort		Mechanically Ventilated	
Respiratory Depth		Normal	
Respiratory Pattern		Normal	
Blood Pressure			
Blood Pressure Mean			
Blood Pressure Location			
Pulse Oximetry			
O2 Delivery			
Oxygen Flow Rate			
FI02	28		
Sepsis Action Taken by Nursing			No Action Required

	11/22/22 07:00	11/22/22 08:00	11/22/22 09:00
--	-------------------	-------------------	-------------------

Lyons, Kathleen A

Facility: Queen of the Valley Hospital **Location:** Q 1 Intensive Care Unit
 61 F 07/13/1961 **Med Rec Num:** MR01483046

Room-Bed: QI007-A
Visit: QH0054940416

Vital Signs - Continued

Temperature		98 F	
Temperature Source		Temporal Artery Scan	
Pulse Rate	88	88	88
Pulse Rhythm [Bilateral Dorsalis Pedis]			
Pulse Rhythm [Bilateral Radial]			
Pulse Strength [Bilateral Dorsalis Pedis]			
Pulse Strength [Bilateral Radial]			
Respiratory Rate			
Respiratory Effort			
Respiratory Depth			
Respiratory Pattern			
Blood Pressure	119/57 L	118/53 L	116/49 L
Blood Pressure Mean	71	74	71
Blood Pressure Location			
Pulse Oximetry	98	98	97
O2 Delivery		Mechanical Ventilation	
Oxygen Flow Rate		28	
FI02			
Sepsis Action Taken by Nursing			

Temperature	11/22/22 07:40	11/22/22 09:15	11/22/22 09:30
Temperature Source			
Pulse Rate	86	103 H	86
Pulse Rhythm [Bilateral Dorsalis Pedis]			
Pulse Rhythm [Bilateral Radial]			
Pulse Strength [Bilateral Dorsalis Pedis]			
Pulse Strength [Bilateral Radial]			
Respiratory Rate	17	17	16
Respiratory Effort			
Respiratory Depth			
Respiratory Pattern			
Blood Pressure	132/56 H		115/49 L

Lyons, Kathleen A

Facility: Queen of the Valley Hospital **Location:** Q 1 Intensive Care Unit
 61 F 07/13/1961 **Med Rec Num:** MR01483046

Room-Bed: QI007-A
Visit: QH0054940416

Vital Signs - Continued

Blood Pressure Mean			65
Blood Pressure Location			
Pulse Oximetry	98	99	97
O2 Delivery			
Oxygen Flow Rate			
FIO2	28		
Sepsis Action Taken by Nursing			

Temperature	11/22/22 09:45	11/22/22 10:00	11/22/22 10:15
Temperature Source			
Pulse Rate	86	86	86
Pulse Rhythm [Bilateral Dorsalis Pedis]			
Pulse Rhythm [Bilateral Radial]			
Pulse Strength [Bilateral Dorsalis Pedis]			
Pulse Strength [Bilateral Radial]			
Respiratory Rate	16	17	17
Respiratory Effort			
Respiratory Depth			
Respiratory Pattern			
Blood Pressure		116/50 L	
Blood Pressure Mean		65	
Blood Pressure Location			
Pulse Oximetry	98	97	98
O2 Delivery		Mechanical Ventilation	
Oxygen Flow Rate			
FIO2		28	
Sepsis Action Taken by Nursing			

Temperature	11/22/22 10:30	11/22/22 12:00	11/22/22 12:00
Temperature Source			

Lyons, Kathleen A

Facility: Queen of the Valley Hospital **Location:** Q 1 Intensive Care Unit
 61 F 07/13/1961 **Med Rec Num:** MR01483046

Room-Bed: QI007-A
Visit: QH0054940416

Vital Signs - Continued

Pulse Rate		89		86
Pulse Rhythm [Bilateral Dorsalis Pedis]				
Pulse Rhythm [Bilateral Radial]				
Pulse Strength [Bilateral Dorsalis Pedis]				
Pulse Strength [Bilateral Radial]				
Respiratory Rate		17		
Respiratory Effort				
Respiratory Depth				
Respiratory Pattern				
Blood Pressure		108/54 L		
Blood Pressure Mean		68		
Blood Pressure Location				
Pulse Oximetry		100		
O2 Delivery				
Oxygen Flow Rate				
FI02			28	
Sepsis Action Taken by Nursing				

Temperature		11/22/22 12:00	11/22/22 11:00	11/22/22 11:30
Temperature Source				
Pulse Rate			86	85
Pulse Rhythm [Bilateral Dorsalis Pedis]	Regular			
Pulse Rhythm [Bilateral Radial]	Regular			
Pulse Strength [Bilateral Dorsalis Pedis]	Normal			
Pulse Strength [Bilateral Radial]	Normal			
Respiratory Rate			18	17
Respiratory Effort	Mechanically Ventilated			
Respiratory Depth	Normal			
Respiratory Pattern	Normal			
Blood Pressure			124/53 H	124/49 H
Blood Pressure Mean			69	74
Blood Pressure Location				
Pulse Oximetry			97	97

Lyons, Kathleen A

Facility: Queen of the Valley Hospital **Location:** Q 1 Intensive Care Unit
 61 F 07/13/1961 **Med Rec Num:** MR01483046

Room-Bed: QI007-A
Visit: QH0054940416

Vital Signs - Continued

O2 Delivery		Mechanical Ventilation	
Oxygen Flow Rate			
FI02		28	
Sepsis Action Taken by Nursing			

Temperature	11/22/22 12:00	11/22/22 12:30	11/22/22 12:31
Temperature Source	97.3 F L Temporal Artery Scan		
Pulse Rate	86	83	84
Pulse Rhythm [Bilateral Dorsalis Pedis]			
Pulse Rhythm [Bilateral Radial]			
Pulse Strength [Bilateral Dorsalis Pedis]			
Pulse Strength [Bilateral Radial]			
Respiratory Rate	19	17	17
Respiratory Effort			
Respiratory Depth			
Respiratory Pattern			
Blood Pressure	129/56 H		125/54 H
Blood Pressure Mean	73		69
Blood Pressure Location	Left Arm		
Pulse Oximetry	96	98	98
O2 Delivery			
Oxygen Flow Rate			
FI02	28		
Sepsis Action Taken by Nursing			

Temperature	11/22/22 13:00	11/22/22 11:50	11/22/22 13:30
Temperature Source			
Pulse Rate	82	88	93

Lyons, Kathleen A

Facility: Queen of the Valley Hospital **Location:** Q 1 Intensive Care Unit
 61 F 07/13/1961 **Med Rec Num:** MR01483046

Room-Bed: QI007-A
Visit: QH0054940416

Vital Signs - Continued

Pulse Rhythm [Bilateral Dorsalis Pedis]			
Pulse Rhythm [Bilateral Radial]			
Pulse Strength [Bilateral Dorsalis Pedis]			
Pulse Strength [Bilateral Radial]			
Respiratory Rate	16	18	20
Respiratory Effort			
Respiratory Depth			
Respiratory Pattern			
Blood Pressure	127/54 H	124/54 H	119/54 L
Blood Pressure Mean	70		75
Blood Pressure Location			
Pulse Oximetry	98	99	98
O2 Delivery	Mechanical Ventilation		
Oxygen Flow Rate			
FI02	28	28	
Sepsis Action Taken by Nursing			

Temperature	11/22/22	11/22/22	11/22/22
Temperature Source	14:00	16:00	16:00
Pulse Rate	81		82
Pulse Rhythm [Bilateral Dorsalis Pedis]			
Pulse Rhythm [Bilateral Radial]			
Pulse Strength [Bilateral Dorsalis Pedis]			
Pulse Strength [Bilateral Radial]			
Respiratory Rate	18		
Respiratory Effort			
Respiratory Depth			
Respiratory Pattern			
Blood Pressure	119/57 L		
Blood Pressure Mean	71		
Blood Pressure Location			
Pulse Oximetry	97		

Lyons, Kathleen A

Facility: Queen of the Valley Hospital **Location:** Q 1 Intensive Care Unit
 61 F 07/13/1961 **Med Rec Num:** MR01483046

Room-Bed: QI007-A
Visit: QH0054940416

Vital Signs - Continued

O2 Delivery	Mechanical Ventilation		
Oxygen Flow Rate			
FI02	28	28	
Sepsis Action Taken by Nursing			

Temperature	11/22/22 16:00	11/22/22 14:30	11/22/22 15:00
Temperature Source			
Pulse Rate		85	80
Pulse Rhythm [Bilateral Dorsalis Pedis]		Regular	
Pulse Rhythm [Bilateral Radial]		Regular	
Pulse Strength [Bilateral Dorsalis Pedis]		Normal	
Pulse Strength [Bilateral Radial]		Normal	
Respiratory Rate		18	16
Respiratory Effort		Mechanically Ventilated	
Respiratory Depth		Normal	
Respiratory Pattern		Normal	
Blood Pressure		123/54 H	110/51 L
Blood Pressure Mean		69	64
Blood Pressure Location			
Pulse Oximetry		97	98
O2 Delivery			Mechanical Ventilation
Oxygen Flow Rate			
FI02			28
Sepsis Action Taken by Nursing			

Temperature	11/22/22 15:30	11/22/22 16:00	11/22/22 15:45
Temperature Source		Oral	
Pulse Rate	81	82	82

Lyons, Kathleen A
Facility: Queen of the Valley Hospital **Location:** Q 1 Intensive Care Unit
 61 F 07/13/1961 **Med Rec Num:** MR01483046

Room-Bed: QI007-A
Visit: QH0054940416

Vital Signs - Continued

Pulse Rhythm [Bilateral Dorsalis Pedis]			
Pulse Rhythm [Bilateral Radial]			
Pulse Strength [Bilateral Dorsalis Pedis]			
Pulse Strength [Bilateral Radial]			
Respiratory Rate	16	17	17
Respiratory Effort			
Respiratory Depth			
Respiratory Pattern			
Blood Pressure	113/52 L	117/50 L	114/56 L
Blood Pressure Mean	66	66	
Blood Pressure Location		Left Arm	
Pulse Oximetry	97	97	98
O2 Delivery		Mechanical Ventilation	
Oxygen Flow Rate			
FI02		28	28
Sepsis Action Taken by Nursing			

Temperature	11/22/22 16:30	11/22/22 17:00	11/22/22 17:30
Temperature Source			
Pulse Rate	79	83	84
Pulse Rhythm [Bilateral Dorsalis Pedis]			
Pulse Rhythm [Bilateral Radial]			
Pulse Strength [Bilateral Dorsalis Pedis]			
Pulse Strength [Bilateral Radial]			
Respiratory Rate	16	18	16
Respiratory Effort			
Respiratory Depth			
Respiratory Pattern			
Blood Pressure	118/51 L	115/49 L	121/55 H
Blood Pressure Mean	66	65	70
Blood Pressure Location			
Pulse Oximetry	98	98	97

Lyons, Kathleen A

Facility: Queen of the Valley Hospital **Location:** Q 1 Intensive Care Unit
 61 F 07/13/1961 **Med Rec Num:** MR01483046

Room-Bed: QI007-A
Visit: QH0054940416

Vital Signs - Continued

O2 Delivery		Mechanical Ventilation	
Oxygen Flow Rate			
FI02		28	
Sepsis Action Taken by Nursing			

Temperature	11/22/22 18:00	11/22/22 18:30	11/22/22 19:00
Temperature Source			
Pulse Rate	86	89	89
Pulse Rhythm [Bilateral Dorsalis Pedis]			
Pulse Rhythm [Bilateral Radial]			
Pulse Strength [Bilateral Dorsalis Pedis]			
Pulse Strength [Bilateral Radial]			
Respiratory Rate	20	19	18
Respiratory Effort			
Respiratory Depth			
Respiratory Pattern			
Blood Pressure	117/52 L	124/56 H	129/53 H
Blood Pressure Mean	69	78	78
Blood Pressure Location			
Pulse Oximetry	100	99	97
O2 Delivery	Mechanical Ventilation		Mechanical Ventilation
Oxygen Flow Rate			
FI02	28		28
Sepsis Action Taken by Nursing			

Temperature	11/22/22 20:00	11/22/22 20:00	11/22/22 20:00
Temperature Source			
Pulse Rate			82
Pulse Rhythm [Bilateral Dorsalis Pedis]			

Lyons, Kathleen A

Facility: Queen of the Valley Hospital **Location:** Q 1 Intensive Care Unit
 61 F 07/13/1961 **Med Rec Num:** MR01483046

Room-Bed: QI007-A
Visit: QH0054940416

Vital Signs - Continued

Pulse Rhythm [Bilateral Radial]			
Pulse Strength [Bilateral Dorsalis Pedis]			
Pulse Strength [Bilateral Radial]			
Respiratory Rate			
Respiratory Effort			
Respiratory Depth			
Respiratory Pattern			
Blood Pressure			
Blood Pressure Mean			
Blood Pressure Location			
Pulse Oximetry			
O2 Delivery			
Oxygen Flow Rate	28		
FI02			
Sepsis Action Taken by Nursing		No Action Required	

Temperature	11/22/22	11/22/22	11/22/22
Temperature Source	20:00	23:59	23:59
Pulse Rate			
Pulse Rhythm [Bilateral Dorsalis Pedis]	Regular	Regular	
Pulse Rhythm [Bilateral Radial]	Regular	Regular	
Pulse Strength [Bilateral Dorsalis Pedis]	Normal	Normal	
Pulse Strength [Bilateral Radial]	Normal	Normal	
Respiratory Rate			
Respiratory Effort	Mechanically Ventilated	Mechanically Ventilated	
Respiratory Depth	Normal	Normal	
Respiratory Pattern	Normal	Normal	
Blood Pressure			
Blood Pressure Mean			
Blood Pressure Location			
Pulse Oximetry			
O2 Delivery			

Lyons, Kathleen A

Facility: Queen of the Valley Hospital **Location:** Q 1 Intensive Care Unit
 61 F 07/13/1961 **Med Rec Num:** MR01483046

Room-Bed: QI007-A
Visit: QH0054940416

Vital Signs - Continued

Oxygen Flow Rate				
FI02				28
Sepsis Action Taken by Nursing				

Temperature	11/22/22 23:59	11/22/22 19:30	11/22/22 20:00	97.1 F L
Temperature Source			Temporal Artery Scan	
Pulse Rate	100	82		83
Pulse Rhythm [Bilateral Dorsalis Pedis]				
Pulse Rhythm [Bilateral Radial]				
Pulse Strength [Bilateral Dorsalis Pedis]				
Pulse Strength [Bilateral Radial]				
Respiratory Rate		17		17
Respiratory Effort				
Respiratory Depth				
Respiratory Pattern				
Blood Pressure		117/54 L		119/59 L
Blood Pressure Mean		75		73
Blood Pressure Location				
Pulse Oximetry		99		97
O2 Delivery				
Oxygen Flow Rate				
FI02				
Sepsis Action Taken by Nursing				

Temperature	11/22/22 20:30	11/22/22 21:00	11/22/22 21:30
Temperature Source			
Pulse Rate	83	84	88
Pulse Rhythm [Bilateral Dorsalis Pedis]			
Pulse Rhythm [Bilateral Radial]			
Pulse Strength [Bilateral Dorsalis Pedis]			

Lyons, Kathleen A

Facility: Queen of the Valley Hospital **Location:** Q 1 Intensive Care Unit
 61 F 07/13/1961 **Med Rec Num:** MR01483046

Room-Bed: QI007-A
Visit: QH0054940416

Vital Signs - Continued

Pulse Strength [Bilateral Radial]			
Respiratory Rate	18	17	19
Respiratory Effort			
Respiratory Depth			
Respiratory Pattern			
Blood Pressure	123/55 H	126/57 H	126/52 H
Blood Pressure Mean	73	72	69
Blood Pressure Location			
Pulse Oximetry	99	98	100
O2 Delivery			
Oxygen Flow Rate			
FIO2			
Sepsis Action Taken by Nursing			

Temperature	11/22/22 22:00	11/22/22 22:30	11/22/22 23:00
Temperature Source			
Pulse Rate	88	87	87
Pulse Rhythm [Bilateral Dorsalis Pedis]			
Pulse Rhythm [Bilateral Radial]			
Pulse Strength [Bilateral Dorsalis Pedis]			
Pulse Strength [Bilateral Radial]	20	19	18
Respiratory Rate			
Respiratory Effort			
Respiratory Depth			
Respiratory Pattern			
Blood Pressure	131/55 H	131/56 H	132/52 H
Blood Pressure Mean	80	81	78
Blood Pressure Location			
Pulse Oximetry	98	100	100
O2 Delivery			
Oxygen Flow Rate			
FIO2			
Sepsis Action Taken by Nursing			

Lyons, Kathleen A

Facility: Queen of the Valley Hospital **Location:** Q 1 Intensive Care Unit
 61 F 07/13/1961 **Med Rec Num:** MR01483046

Room-Bed: QI007-A
Visit: QH0054940416

Vital Signs - Continued

	11/22/22 23:30	11/23/22 00:00	11/23/22 00:30
Temperature		97.8 F	
Temperature Source		Temporal Artery Scan	
Pulse Rate	93	97	102 H
Pulse Rhythm [Bilateral Dorsalis Pedis]			
Pulse Rhythm [Bilateral Radial]			
Pulse Strength [Bilateral Dorsalis Pedis]			
Pulse Strength [Bilateral Radial]			
Respiratory Rate	23 H	22 H	21 H
Respiratory Effort			
Respiratory Depth			
Respiratory Pattern			
Blood Pressure	136/58 H	148/59 H	
Blood Pressure Mean	77	79	
Blood Pressure Location			
Pulse Oximetry	99	98	99
O2 Delivery			
Oxygen Flow Rate			
FI02			
Sepsis Action Taken by Nursing			

	11/23/22 01:00	11/22/22 19:40	11/22/22 23:35
Temperature			
Temperature Source			
Pulse Rate	96	88	88
Pulse Rhythm [Bilateral Dorsalis Pedis]			
Pulse Rhythm [Bilateral Radial]			
Pulse Strength [Bilateral Dorsalis Pedis]			
Pulse Strength [Bilateral Radial]			
Respiratory Rate	19	20	18
Respiratory Effort			
Respiratory Depth			

Lyons, Kathleen A

Facility: Queen of the Valley Hospital **Location:** Q 1 Intensive Care Unit
 61 F 07/13/1961 **Med Rec Num:** MR01483046

Room-Bed: QI007-A
Visit: QH0054940416

Vital Signs - Continued

Respiratory Pattern			
Blood Pressure	128/53 H	117/54 L	132/52 H
Blood Pressure Mean	78		
Blood Pressure Location			
Pulse Oximetry	99	98	100
O2 Delivery			
Oxygen Flow Rate			
FI02		28	28
Sepsis Action Taken by Nursing			

Temperature	11/23/22 02:50	11/23/22 04:00	11/23/22 04:00
Temperature Source			
Pulse Rate	89		90
Pulse Rhythm [Bilateral Dorsalis Pedis]			
Pulse Rhythm [Bilateral Radial]			
Pulse Strength [Bilateral Dorsalis Pedis]			
Pulse Strength [Bilateral Radial]			
Respiratory Rate	89 H		
Respiratory Effort			
Respiratory Depth			
Respiratory Pattern			
Blood Pressure	125/59 H		
Blood Pressure Mean			
Blood Pressure Location			
Pulse Oximetry	99		
O2 Delivery			
Oxygen Flow Rate			
FI02	28	28	
Sepsis Action Taken by Nursing			

Temperature	11/23/22 04:00	11/23/22 01:28	11/23/22 01:30
-------------	-------------------	-------------------	-------------------

Lyons, Kathleen A

Facility: Queen of the Valley Hospital **Location:** Q 1 Intensive Care Unit
 61 F 07/13/1961 **Med Rec Num:** MR01483046

Room-Bed: QI007-A
Visit: QH0054940416

Vital Signs - Continued

Temperature Source			
Pulse Rate		92	93
Pulse Rhythm [Bilateral Dorsalis Pedis]	Regular		
Pulse Rhythm [Bilateral Radial]	Regular		
Pulse Strength [Bilateral Dorsalis Pedis]	Normal		
Pulse Strength [Bilateral Radial]	Normal		
Respiratory Rate		19	18
Respiratory Effort	Mechanically Ventilated		
Respiratory Depth	Normal		
Respiratory Pattern	Normal		
Blood Pressure		128/53 H	117/57 L
Blood Pressure Mean		69	72
Blood Pressure Location			
Pulse Oximetry		99	99
O2 Delivery			
Oxygen Flow Rate			
FI02			
Sepsis Action Taken by Nursing			

Temperature	11/23/22 01:45	11/23/22 06:11	11/23/22 06:16
Temperature Source			
Pulse Rate	109 H	102 H	103 H
Pulse Rhythm [Bilateral Dorsalis Pedis]			
Pulse Rhythm [Bilateral Radial]			
Pulse Strength [Bilateral Dorsalis Pedis]			
Pulse Strength [Bilateral Radial]			
Respiratory Rate	20	23 H	19
Respiratory Effort			
Respiratory Depth			
Respiratory Pattern			
Blood Pressure	117/69	137/65 H	138/79 H
Blood Pressure Mean	77	81	91
Blood Pressure Location			

Lyons, Kathleen A

Facility: Queen of the Valley Hospital **Location:** Q 1 Intensive Care Unit
 61 F 07/13/1961 **Med Rec Num:** MR01483046

Room-Bed: QI007-A
Visit: QH0054940416

Vital Signs - Continued

Pulse Oximetry	99	97	96
O2 Delivery			
Oxygen Flow Rate			
FI02			
Sepsis Action Taken by Nursing			

Temperature	11/23/22 06:30	11/23/22 06:46	11/23/22 07:00
Temperature Source			
Pulse Rate	108 H	112 H	116 H
Pulse Rhythm [Bilateral Dorsalis Pedis]			
Pulse Rhythm [Bilateral Radial]			
Pulse Strength [Bilateral Dorsalis Pedis]			
Pulse Strength [Bilateral Radial]			
Respiratory Rate	28 H	27 H	27 H
Respiratory Effort			
Respiratory Depth			
Respiratory Pattern			
Blood Pressure	155/71 H	152/68 H	153/72 H
Blood Pressure Mean	99	85	99
Blood Pressure Location			
Pulse Oximetry	99	96	97
O2 Delivery			
Oxygen Flow Rate			
FI02			
Sepsis Action Taken by Nursing			

Temperature	11/23/22 07:16	11/23/22 07:30	11/23/22 07:30
Temperature Source			
Pulse Rate	118 H		
Pulse Rhythm [Bilateral Dorsalis Pedis]			
Pulse Rhythm [Bilateral Radial]			

Lyons, Kathleen A

Facility: Queen of the Valley Hospital **Location:** Q 1 Intensive Care Unit
 61 F 07/13/1961 **Med Rec Num:** MR01483046

Room-Bed: QI007-A
Visit: QH0054940416

Vital Signs - Continued

Pulse Strength [Bilateral Dorsalis Pedis]			
Pulse Strength [Bilateral Radial]			
Respiratory Rate	30 H		
Respiratory Effort			
Respiratory Depth			
Respiratory Pattern			
Blood Pressure	143/68 H		
Blood Pressure Mean	87		
Blood Pressure Location			
Pulse Oximetry	97		
O2 Delivery			
Oxygen Flow Rate		28	
FI02			
Sepsis Action Taken by Nursing			No Action Required

Temperature		11/23/22 07:30	11/23/22 09:40	11/23/22 10:00
Temperature Source				
Pulse Rate			108 H	103 H
Pulse Rhythm [Bilateral Dorsalis Pedis]	Regular			
Pulse Rhythm [Bilateral Radial]	Regular			
Pulse Strength [Bilateral Dorsalis Pedis]	Normal			
Pulse Strength [Bilateral Radial]	Normal			
Respiratory Rate			16	17
Respiratory Effort	Mechanically Ventilated			
Respiratory Depth	Normal			
Respiratory Pattern	Normal			
Blood Pressure			127/60 H	137/64 H
Blood Pressure Mean			74	88
Blood Pressure Location				
Pulse Oximetry			92	95
O2 Delivery				
Oxygen Flow Rate				

Lyons, Kathleen A

Facility: Queen of the Valley Hospital **Location:** Q 1 Intensive Care Unit
 61 F 07/13/1961 **Med Rec Num:** MR01483046

Room-Bed: QI007-A
Visit: QH0054940416

Vital Signs - Continued

FIO2			
Sepsis Action Taken by Nursing			

Temperature	11/23/22 07:15	11/23/22 12:00	11/23/22 12:00
Temperature Source			
Pulse Rate	88		
Pulse Rhythm [Bilateral Dorsalis Pedis]			Regular
Pulse Rhythm [Bilateral Radial]			Regular
Pulse Strength [Bilateral Dorsalis Pedis]			Normal
Pulse Strength [Bilateral Radial]			Normal
Respiratory Rate	18		
Respiratory Effort			Mechanically Ventilated
Respiratory Depth			Normal
Respiratory Pattern			Normal
Blood Pressure			
Blood Pressure Mean			
Blood Pressure Location			
Pulse Oximetry	99		
O2 Delivery			
Oxygen Flow Rate			
FIO2	28	28	
Sepsis Action Taken by Nursing			

Temperature	11/23/22 11:00	11/23/22 12:00	11/23/22 12:00
Temperature Source		Temporal Artery Scan	
Pulse Rate	97	91	91
Pulse Rhythm [Bilateral Dorsalis Pedis]			
Pulse Rhythm [Bilateral Radial]			
Pulse Strength [Bilateral Dorsalis Pedis]			

Lyons, Kathleen A

Facility: Queen of the Valley Hospital **Location:** Q 1 Intensive Care Unit
 61 F 07/13/1961 **Med Rec Num:** MR01483046

Room-Bed: QI007-A
Visit: QH0054940416

Vital Signs - Continued

Pulse Strength [Bilateral Radial]			
Respiratory Rate	17		19
Respiratory Effort			
Respiratory Depth			
Respiratory Pattern			
Blood Pressure	126/72 H		125/66 H
Blood Pressure Mean	90		79
Blood Pressure Location			
Pulse Oximetry	97		97
O2 Delivery		Mechanical Ventilation	
Oxygen Flow Rate			
FI02			28
Sepsis Action Taken by Nursing			

Temperature		11/23/22 12:10	11/23/22 13:00	11/23/22 14:00
Temperature Source				
Pulse Rate		91	91	91
Pulse Rhythm [Bilateral Dorsalis Pedis]				
Pulse Strength [Bilateral Radial]				
Pulse Strength [Bilateral Dorsalis Pedis]				
Pulse Strength [Bilateral Radial]				
Respiratory Rate		19	20	22 H
Respiratory Effort				
Respiratory Depth				
Respiratory Pattern				
Blood Pressure		122/67 H	123/65 H	119/67
Blood Pressure Mean			76	79
Blood Pressure Location				
Pulse Oximetry		97	97	97
O2 Delivery				
Oxygen Flow Rate				
FI02		28		
Sepsis Action Taken by Nursing				

Lyons, Kathleen A

Facility: Queen of the Valley Hospital
 61 F 07/13/1961
Location: Q 1 Intensive Care Unit
Med Rec Num: MR01483046

Room-Bed: QI007-A
Visit: QH0054940416

Vital Signs - Continued

Temperature	11/23/22 15:36	11/23/22 16:00	11/23/22 16:00
Temperature Source			
Pulse Rate	90		91
Pulse Rhythm [Bilateral Dorsalis Pedis]			
Pulse Rhythm [Bilateral Radial]			
Pulse Strength [Bilateral Dorsalis Pedis]			
Pulse Strength [Bilateral Radial]			
Respiratory Rate	21 H		
Respiratory Effort			
Respiratory Depth			
Respiratory Pattern			
Blood Pressure	125/66 H		
Blood Pressure Mean			
Blood Pressure Location			
Pulse Oximetry	96		
O2 Delivery			
Oxygen Flow Rate			
FI02	28	28	
Sepsis Action Taken by Nursing			

Temperature	11/23/22 16:00	11/23/22 15:00	11/23/22 16:00
Temperature Source			Temporal Artery Scan
Pulse Rate		90	90
Pulse Rhythm [Bilateral Dorsalis Pedis]	Regular		
Pulse Rhythm [Bilateral Radial]	Regular		
Pulse Strength [Bilateral Dorsalis Pedis]	Normal		
Pulse Strength [Bilateral Radial]	Normal		
Respiratory Rate		22 H	22 H
Respiratory Effort	Mechanically Ventilated		

Lyons, Kathleen A

Facility: Queen of the Valley Hospital
 61 F 07/13/1961
Location: Q 1 Intensive Care Unit
Med Rec Num: MR01483046

Room-Bed: QI007-A
Visit: QH0054940416

Vital Signs - Continued

Respiratory Depth	Normal		
Respiratory Pattern	Normal		
Blood Pressure		124/66 H	126/64 H
Blood Pressure Mean		79	78
Blood Pressure Location			
Pulse Oximetry		97	97
O2 Delivery			Mechanical Ventilation
Oxygen Flow Rate			
FI02			28
Sepsis Action Taken by Nursing			

Temperature		11/23/22 17:00	11/23/22 18:00	11/23/22 19:54
Temperature Source				
Pulse Rate		90	93	65
Pulse Rhythm [Bilateral Dorsalis Pedis]				
Pulse Rhythm [Bilateral Radial]				
Pulse Strength [Bilateral Dorsalis Pedis]				
Pulse Strength [Bilateral Radial]				
Respiratory Rate		21 H	23 H	24 H
Respiratory Effort				
Respiratory Depth				
Respiratory Pattern				
Blood Pressure		129/64 H	144/65 H	143/52 H
Blood Pressure Mean		80	83	
Blood Pressure Location				
Pulse Oximetry		97	95	96
O2 Delivery				
Oxygen Flow Rate				
FI02				28
Sepsis Action Taken by Nursing				

Lyons, Kathleen A

Facility: Queen of the Valley Hospital **Location:** Q 1 Intensive Care Unit
 61 F 07/13/1961 **Med Rec Num:** MR01483046

Room-Bed: QI007-A
Visit: QH0054940416

Vital Signs - Continued

Temperature	11/23/22 20:00	11/23/22 20:00	11/23/22 20:00
Temperature Source			
Pulse Rate			
Pulse Rhythm [Bilateral Dorsalis Pedis]			Regular
Pulse Rhythm [Bilateral Radial]			Regular
Pulse Strength [Bilateral Dorsalis Pedis]			Normal
Pulse Strength [Bilateral Radial]			Normal
Respiratory Rate			
Respiratory Effort			Mechanically Ventilated
Respiratory Depth			Normal
Respiratory Pattern			Normal
Blood Pressure			
Blood Pressure Mean			
Blood Pressure Location			
Pulse Oximetry			
O2 Delivery			
Oxygen Flow Rate			
FI02	28		
Sepsis Action Taken by Nursing		No Action Required	

Temperature	11/23/22 23:59	11/23/22 23:59	11/23/22 20:00
Temperature Source			
Pulse Rate			71
Pulse Rhythm [Bilateral Dorsalis Pedis]			Regular
Pulse Rhythm [Bilateral Radial]			Regular
Pulse Strength [Bilateral Dorsalis Pedis]			Normal
Pulse Strength [Bilateral Radial]			Normal
Respiratory Rate			

Lyons, Kathleen A

Facility: Queen of the Valley Hospital **Location:** Q 1 Intensive Care Unit
 61 F 07/13/1961 **Med Rec Num:** MR01483046

Room-Bed: QI007-A
Visit: QH0054940416

Vital Signs - Continued

Respiratory Effort	Mechanically Ventilated		
Respiratory Depth	Normal		
Respiratory Pattern	Normal		
Blood Pressure			
Blood Pressure Mean			
Blood Pressure Location			
Pulse Oximetry			
O2 Delivery			
Oxygen Flow Rate			
FI02		28	
Sepsis Action Taken by Nursing			

Temperature	11/23/22 23:59	11/23/22 23:34	11/23/22 18:45
Temperature Source			
Pulse Rate	130 H	122 H	88
Pulse Rhythm [Bilateral Dorsalis Pedis]			
Pulse Rhythm [Bilateral Radial]			
Pulse Strength [Bilateral Dorsalis Pedis]			
Pulse Strength [Bilateral Radial]			
Respiratory Rate		33 H	24 H
Respiratory Effort			
Respiratory Depth			
Respiratory Pattern			
Blood Pressure		128/55 H	136/73 H
Blood Pressure Mean			87
Blood Pressure Location			
Pulse Oximetry		100	97
O2 Delivery			
Oxygen Flow Rate			
FI02		28	
Sepsis Action Taken by Nursing			

Lyons, Kathleen A

Facility: Queen of the Valley Hospital **Location:** Q 1 Intensive Care Unit
 61 F 07/13/1961 **Med Rec Num:** MR01483046

Room-Bed: QI007-A
Visit: QH0054940416

Vital Signs - Continued

	11/23/22 19:00	11/23/22 19:15	11/23/22 19:30
Temperature			
Temperature Source			
Pulse Rate	86	87	85
Pulse Rhythm [Bilateral Dorsalis Pedis]			
Pulse Rhythm [Bilateral Radial]			
Pulse Strength [Bilateral Dorsalis Pedis]			
Pulse Strength [Bilateral Radial]			
Respiratory Rate	23 H	25 H	26 H
Respiratory Effort			
Respiratory Depth			
Respiratory Pattern			
Blood Pressure	133/67 H	144/67 H	145/65 H
Blood Pressure Mean	84	85	85
Blood Pressure Location			
Pulse Oximetry	97	97	97
O2 Delivery			
Oxygen Flow Rate			
FI02			
Sepsis Action Taken by Nursing			

Temperature	11/23/22 19:45	11/23/22 20:00	11/23/22 20:15
Temperature Source		Temporal Artery Scan	
Pulse Rate	61	74	66
Pulse Rhythm [Bilateral Dorsalis Pedis]			
Pulse Rhythm [Bilateral Radial]			
Pulse Strength [Bilateral Dorsalis Pedis]			
Pulse Strength [Bilateral Radial]			
Respiratory Rate	24 H	26 H	24 H
Respiratory Effort			
Respiratory Depth			

Lyons, Kathleen A

Facility: Queen of the Valley Hospital **Location:** Q 1 Intensive Care Unit
 61 F 07/13/1961 **Med Rec Num:** MR01483046

Room-Bed: QI007-A
Visit: QH0054940416

Vital Signs - Continued

Respiratory Pattern				
Blood Pressure	143/52 H	140/59 H	133/55 H	
Blood Pressure Mean	74	77	72	
Blood Pressure Location				
Pulse Oximetry	96	100	97	
O2 Delivery				
Oxygen Flow Rate				
FI02				
Sepsis Action Taken by Nursing				

Temperature	11/23/22 20:30	11/23/22 20:46	11/23/22 21:00
Temperature Source			
Pulse Rate	66	68	72
Pulse Rhythm [Bilateral Dorsalis Pedis]			
Pulse Rhythm [Bilateral Radial]			
Pulse Strength [Bilateral Dorsalis Pedis]			
Pulse Strength [Bilateral Radial]			
Respiratory Rate	22 H	25 H	22 H
Respiratory Effort			
Respiratory Depth			
Respiratory Pattern			
Blood Pressure	139/54 H	150/57 H	159/52 H
Blood Pressure Mean	75	77	76
Blood Pressure Location			
Pulse Oximetry	97	98	99
O2 Delivery			
Oxygen Flow Rate			
FI02			
Sepsis Action Taken by Nursing			
Temperature	11/23/22 21:15	11/23/22 21:19	11/23/22 21:30

Lyons, Kathleen A

Facility: Queen of the Valley Hospital **Location:** Q 1 Intensive Care Unit
 61 F 07/13/1961 **Med Rec Num:** MR01483046

Room-Bed: QI007-A
Visit: QH0054940416

Vital Signs - Continued

Temperature Source			
Pulse Rate	67	68	63
Pulse Rhythm [Bilateral Dorsalis Pedis]			
Pulse Rhythm [Bilateral Radial]			
Pulse Strength [Bilateral Dorsalis Pedis]			
Pulse Strength [Bilateral Radial]			
Respiratory Rate	25 H	26 H	26 H
Respiratory Effort			
Respiratory Depth			
Respiratory Pattern			
Blood Pressure	165/56 H	154/53 H	160/50 H
Blood Pressure Mean	81	78	76
Blood Pressure Location			
Pulse Oximetry	100	99	97
O2 Delivery			
Oxygen Flow Rate			
FI02			
Sepsis Action Taken by Nursing			

Temperature	11/23/22 21:45	11/23/22 22:00	11/23/22 22:15
Temperature Source			
Pulse Rate	65	62	59 L
Pulse Rhythm [Bilateral Dorsalis Pedis]			
Pulse Rhythm [Bilateral Radial]			
Pulse Strength [Bilateral Dorsalis Pedis]			
Pulse Strength [Bilateral Radial]			
Respiratory Rate	26 H	27 H	28 H
Respiratory Effort			
Respiratory Depth			
Respiratory Pattern			
Blood Pressure	160/52 H	166/50 H	174/49 H
Blood Pressure Mean	77	78	78
Blood Pressure Location			
Pulse Oximetry	97	97	97

Lyons, Kathleen A

Facility: Queen of the Valley Hospital **Location:** Q 1 Intensive Care Unit
 61 F 07/13/1961 **Med Rec Num:** MR01483046

Room-Bed: QI007-A
Visit: QH0054940416

Vital Signs - Continued

O2 Delivery			
Oxygen Flow Rate			
FI02			
Sepsis Action Taken by Nursing			

Temperature	11/23/22 22:30	11/23/22 22:45	11/23/22 22:48
Temperature Source			
Pulse Rate	69	148 H	67
Pulse Rhythm [Bilateral Dorsalis Pedis]			
Pulse Rhythm [Bilateral Radial]			
Pulse Strength [Bilateral Dorsalis Pedis]			
Pulse Strength [Bilateral Radial]			
Respiratory Rate	26 H	27 H	30 H
Respiratory Effort			
Respiratory Depth			
Respiratory Pattern			
Blood Pressure	178/53 H	138/111 H	193/60 H
Blood Pressure Mean	81	115	90
Blood Pressure Location			
Pulse Oximetry	96		98
O2 Delivery			
Oxygen Flow Rate			
FI02			
Sepsis Action Taken by Nursing			

Temperature	11/23/22 23:00	11/23/22 23:06	11/23/22 23:45
Temperature Source			
Pulse Rate	90	129 H	128 H
Pulse Rhythm [Bilateral Dorsalis Pedis]			
Pulse Rhythm [Bilateral Radial]			
Pulse Strength [Bilateral Dorsalis Pedis]			

Lyons, Kathleen A

Facility: Queen of the Valley Hospital **Location:** Q 1 Intensive Care Unit
 61 F 07/13/1961 **Med Rec Num:** MR01483046

Room-Bed: QI007-A
Visit: QH0054940416

Vital Signs - Continued

Pulse Strength [Bilateral Radial]			
Respiratory Rate	27 H	32 H	32 H
Respiratory Effort			
Respiratory Depth			
Respiratory Pattern			
Blood Pressure	176/59 H	170/61 H	137/59 H
Blood Pressure Mean	98	85	78
Blood Pressure Location			
Pulse Oximetry	97	97	97
O2 Delivery			
Oxygen Flow Rate			
FIO2			
Sepsis Action Taken by Nursing			

Temperature	11/23/22 23:59	11/24/22 00:15	11/24/22 00:30
Temperature Source			
Pulse Rate	127 H	126 H	128 H
Pulse Rhythm [Bilateral Dorsalis Pedis]			
Pulse Rhythm [Bilateral Radial]			
Pulse Strength [Bilateral Dorsalis Pedis]			
Pulse Strength [Bilateral Radial]			
Respiratory Rate	32 H	32 H	32 H
Respiratory Effort			
Respiratory Depth			
Respiratory Pattern			
Blood Pressure	142/59 H	150/57 H	138/60 H
Blood Pressure Mean	79	79	79
Blood Pressure Location			
Pulse Oximetry	97	96	97
O2 Delivery			
Oxygen Flow Rate			
FIO2			
Sepsis Action Taken by Nursing			

Lyons, Kathleen A

Facility: Queen of the Valley Hospital **Location:** Q 1 Intensive Care Unit
 61 F 07/13/1961 **Med Rec Num:** MR01483046

Room-Bed: QI007-A
Visit: QH0054940416

Vital Signs - Continued

Temperature	11/24/22 03:29	11/24/22 04:00	11/24/22 04:00
Temperature Source			
Pulse Rate	105 H		
Pulse Rhythm [Bilateral Dorsalis Pedis]			Regular
Pulse Rhythm [Bilateral Radial]			Regular
Pulse Strength [Bilateral Dorsalis Pedis]			Normal
Pulse Strength [Bilateral Radial]			Normal
Respiratory Rate	18		
Respiratory Effort			Mechanically Ventilated
Respiratory Depth			Normal
Respiratory Pattern			Normal
Blood Pressure	106/56 L		
Blood Pressure Mean			
Blood Pressure Location			
Pulse Oximetry	96		
O2 Delivery			
Oxygen Flow Rate			
FI02	28	28	
Sepsis Action Taken by Nursing			

Temperature	11/23/22 23:15	11/24/22 02:45	11/24/22 02:46
Temperature Source			
Pulse Rate	122 H	112 H	114 H
Pulse Rhythm [Bilateral Dorsalis Pedis]			
Pulse Rhythm [Bilateral Radial]			
Pulse Strength [Bilateral Dorsalis Pedis]			
Pulse Strength [Bilateral Radial]			
Respiratory Rate	20	19	18
Respiratory Effort			
Respiratory Depth			

Lyons, Kathleen A

Facility: Queen of the Valley Hospital **Location:** Q 1 Intensive Care Unit
 61 F 07/13/1961 **Med Rec Num:** MR01483046

Room-Bed: QI007-A
Visit: QH0054940416

Vital Signs - Continued

Respiratory Pattern			
Blood Pressure	113/58 L	110/59 L	110/59 L
Blood Pressure Mean	76	76	70
Blood Pressure Location			
Pulse Oximetry	100	95	96
O2 Delivery			
Oxygen Flow Rate			
FI02			
Sepsis Action Taken by Nursing			

Temperature	11/24/22 03:00	11/24/22 03:15	11/24/22 03:30
Temperature Source			
Pulse Rate	109 H	111 H	105 H
Pulse Rhythm [Bilateral Dorsalis Pedis]			
Pulse Rhythm [Bilateral Radial]			
Pulse Strength [Bilateral Dorsalis Pedis]			
Pulse Strength [Bilateral Radial]			
Respiratory Rate	19	20	18
Respiratory Effort			
Respiratory Depth			
Respiratory Pattern			
Blood Pressure	100/56 L	106/56 L	104/57 L
Blood Pressure Mean	70	72	72
Blood Pressure Location			
Pulse Oximetry	95	96	96
O2 Delivery			
Oxygen Flow Rate			
FI02			
Sepsis Action Taken by Nursing			

Temperature	11/24/22 03:45	11/24/22 04:00	11/24/22 04:00
Temperature		99.3 F	

Lyons, Kathleen A

Facility: Queen of the Valley Hospital **Location:** Q 1 Intensive Care Unit
 61 F 07/13/1961 **Med Rec Num:** MR01483046

Room-Bed: QI007-A
Visit: QH0054940416

Vital Signs - Continued

Temperature Source		Oral	
Pulse Rate	102 H	100	100
Pulse Rhythm [Bilateral Dorsalis Pedis]			
Pulse Rhythm [Bilateral Radial]			
Pulse Strength [Bilateral Dorsalis Pedis]			
Pulse Strength [Bilateral Radial]			
Respiratory Rate	18	20	
Respiratory Effort			
Respiratory Depth			
Respiratory Pattern			
Blood Pressure	110/60	119/63	
Blood Pressure Mean	76	81	
Blood Pressure Location			
Pulse Oximetry	96	96	
O2 Delivery			
Oxygen Flow Rate			
FI02			
Sepsis Action Taken by Nursing			

Temperature	11/24/22 04:15	11/24/22 04:30	11/24/22 04:45
Temperature Source			
Pulse Rate	104 H	108 H	109 H
Pulse Rhythm [Bilateral Dorsalis Pedis]			
Pulse Rhythm [Bilateral Radial]			
Pulse Strength [Bilateral Dorsalis Pedis]			
Pulse Strength [Bilateral Radial]			
Respiratory Rate	20	20	20
Respiratory Effort			
Respiratory Depth			
Respiratory Pattern			
Blood Pressure	124/61 H	119/69	131/71 H
Blood Pressure Mean	82	85	91
Blood Pressure Location			
Pulse Oximetry	96	96	97

Lyons, Kathleen A

Facility: Queen of the Valley Hospital **Location:** Q 1 Intensive Care Unit
 61 F 07/13/1961 **Med Rec Num:** MR01483046

Room-Bed: QI007-A
Visit: QH0054940416

Vital Signs - Continued

O2 Delivery			
Oxygen Flow Rate			
FI02			
Sepsis Action Taken by Nursing			

Temperature	11/24/22 05:00	11/24/22 05:15	11/24/22 05:26
Temperature Source			
Pulse Rate	114 H	80	79
Pulse Rhythm [Bilateral Dorsalis Pedis]			
Pulse Rhythm [Bilateral Radial]			
Pulse Strength [Bilateral Dorsalis Pedis]			
Pulse Strength [Bilateral Radial]			
Respiratory Rate	22 H	16	25 H
Respiratory Effort			
Respiratory Depth			
Respiratory Pattern			
Blood Pressure	144/77 H	84/51 L	111/69
Blood Pressure Mean	99	62	79
Blood Pressure Location			
Pulse Oximetry	97	96	98
O2 Delivery			
Oxygen Flow Rate			
FI02			
Sepsis Action Taken by Nursing			

Temperature	11/24/22 05:30	11/24/22 05:45	11/24/22 05:57
Temperature Source			
Pulse Rate	75	88	84
Pulse Rhythm [Bilateral Dorsalis Pedis]			
Pulse Rhythm [Bilateral Radial]			
Pulse Strength [Bilateral Dorsalis Pedis]			

Lyons, Kathleen A

Facility: Queen of the Valley Hospital **Location:** Q 1 Intensive Care Unit
 61 F 07/13/1961 **Med Rec Num:** MR01483046

Room-Bed: QI007-A
Visit: QH0054940416

Vital Signs - Continued

Pulse Strength [Bilateral Radial]			
Respiratory Rate	18	25 H	20
Respiratory Effort			
Respiratory Depth			
Respiratory Pattern			
Blood Pressure	133/68 H	152/79 H	139/64 H
Blood Pressure Mean	89	103	80
Blood Pressure Location			
Pulse Oximetry	98	98	98
O2 Delivery			
Oxygen Flow Rate			
FIO2			
Sepsis Action Taken by Nursing			

Temperature	11/24/22 06:00	11/24/22 06:15	11/24/22 06:30
Temperature Source			
Pulse Rate	84	82	80
Pulse Rhythm [Bilateral Dorsalis Pedis]			
Pulse Rhythm [Bilateral Radial]			
Pulse Strength [Bilateral Dorsalis Pedis]			
Pulse Strength [Bilateral Radial]			
Respiratory Rate	20	19	19
Respiratory Effort			
Respiratory Depth			
Respiratory Pattern			
Blood Pressure	139/61 H	140/64 H	138/63 H
Blood Pressure Mean	87	89	88
Blood Pressure Location			
Pulse Oximetry	98	98	98
O2 Delivery			
Oxygen Flow Rate			
FIO2			
Sepsis Action Taken by Nursing			

Lyons, Kathleen A

Facility: Queen of the Valley Hospital **Location:** Q 1 Intensive Care Unit
 61 F 07/13/1961 **Med Rec Num:** MR01483046

Room-Bed: QI007-A
Visit: QH0054940416

Vital Signs - Continued

Temperature	11/24/22 07:35	11/24/22 08:00	11/24/22 08:00
Temperature Source			
Pulse Rate	78		
Pulse Rhythm [Bilateral Dorsalis Pedis]			
Pulse Rhythm [Bilateral Radial]			
Pulse Strength [Bilateral Dorsalis Pedis]			
Pulse Strength [Bilateral Radial]			
Respiratory Rate	16		
Respiratory Effort			
Respiratory Depth			
Respiratory Pattern			
Blood Pressure	118/55 L		
Blood Pressure Mean			
Blood Pressure Location			
Pulse Oximetry	97		
O2 Delivery			
Oxygen Flow Rate			
FI02	28		28
Sepsis Action Taken by Nursing		No Action Required	

Temperature	11/24/22 08:00	11/24/22 08:00	11/24/22 06:31
Temperature Source			
Pulse Rate		77	82
Pulse Rhythm [Bilateral Dorsalis Pedis]	Regular		
Pulse Rhythm [Bilateral Radial]	Regular		
Pulse Strength [Bilateral Dorsalis Pedis]	Normal		
Pulse Strength [Bilateral Radial]	Normal		
Respiratory Rate			19
Respiratory Effort	Mechanically Ventilated		

Lyons, Kathleen A

Facility: Queen of the Valley Hospital **Location:** Q 1 Intensive Care Unit
 61 F 07/13/1961 **Med Rec Num:** MR01483046

Room-Bed: QI007-A
Visit: QH0054940416

Vital Signs - Continued

Respiratory Depth	Normal		
Respiratory Pattern	Normal		
Blood Pressure			138/63 H
Blood Pressure Mean			80
Blood Pressure Location			
Pulse Oximetry			98
O2 Delivery			
Oxygen Flow Rate			
FI02			
Sepsis Action Taken by Nursing			

Temperature	11/24/22	11/24/22	11/24/22
Temperature Source	06:45	07:00	07:15
Pulse Rate	74	78	76
Pulse Rhythm [Bilateral Dorsalis Pedis]			
Pulse Rhythm [Bilateral Radial]			
Pulse Strength [Bilateral Dorsalis Pedis]			
Pulse Strength [Bilateral Radial]			
Respiratory Rate	22 H	18	16
Respiratory Effort			
Respiratory Depth			
Respiratory Pattern			
Blood Pressure	121/63 H	136/61 H	117/55 L
Blood Pressure Mean	82	86	75
Blood Pressure Location			
Pulse Oximetry	97	98	97
O2 Delivery			
Oxygen Flow Rate			
FI02			
Sepsis Action Taken by Nursing			

	11/24/22	11/24/22	11/24/22
	07:30	07:45	08:00

Lyons, Kathleen A

Facility: Queen of the Valley Hospital **Location:** Q 1 Intensive Care Unit
 61 F 07/13/1961 **Med Rec Num:** MR01483046

Room-Bed: QI007-A
Visit: QH0054940416

Vital Signs - Continued

Temperature			96.6 F L
Temperature Source			Temporal Artery Scan
Pulse Rate			
Pulse Rhythm [Bilateral Dorsalis Pedis]	77	77	81
Pulse Rhythm [Bilateral Radial]			
Pulse Strength [Bilateral Dorsalis Pedis]			
Pulse Strength [Bilateral Radial]			
Respiratory Rate	16	17	16
Respiratory Effort			
Respiratory Depth			
Respiratory Pattern			
Blood Pressure	120/59 L	125/58 H	126/62 H
Blood Pressure Mean	79	80	83
Blood Pressure Location			
Pulse Oximetry	97	97	97
O2 Delivery			
Oxygen Flow Rate			
FI02			
Sepsis Action Taken by Nursing			

Temperature	11/24/22 08:15	11/24/22 08:30	11/24/22 08:45
Temperature Source			
Pulse Rate	78	77	85
Pulse Rhythm [Bilateral Dorsalis Pedis]			
Pulse Rhythm [Bilateral Radial]			
Pulse Strength [Bilateral Dorsalis Pedis]			
Pulse Strength [Bilateral Radial]			
Respiratory Rate	16	17	15
Respiratory Effort			
Respiratory Depth			
Respiratory Pattern			
Blood Pressure	127/59 H	125/60 H	126/64 H
Blood Pressure Mean	81	81	84

Lyons, Kathleen A

Facility: Queen of the Valley Hospital **Location:** Q 1 Intensive Care Unit
 61 F 07/13/1961 **Med Rec Num:** MR01483046

Room-Bed: QI007-A
Visit: QH0054940416

Vital Signs - Continued

Blood Pressure Location			
Pulse Oximetry	97	97	97
O2 Delivery			
Oxygen Flow Rate			
FIO2			
Sepsis Action Taken by Nursing			

	11/24/22 09:00	11/24/22 09:15	11/24/22 09:30
Temperature			
Temperature Source			
Pulse Rate	83	87	84
Pulse Rhythm [Bilateral Dorsalis Pedis]			
Pulse Rhythm [Bilateral Radial]			
Pulse Strength [Bilateral Dorsalis Pedis]			
Pulse Strength [Bilateral Radial]			
Respiratory Rate	16	16	11 L
Respiratory Effort			
Respiratory Depth			
Respiratory Pattern			
Blood Pressure	119/61	115/59 L	105/55 L
Blood Pressure Mean	80	77	71
Blood Pressure Location			
Pulse Oximetry	97	97	97
O2 Delivery			
Oxygen Flow Rate			
FIO2			
Sepsis Action Taken by Nursing			

	11/24/22 09:45	11/24/22 10:00	11/24/22 10:15
Temperature			
Temperature Source			
Pulse Rate	81	82	90
Pulse Rhythm [Bilateral Dorsalis Pedis]			

Lyons, Kathleen A

Facility: Queen of the Valley Hospital **Location:** Q 1 Intensive Care Unit
 61 F 07/13/1961 **Med Rec Num:** MR01483046

Room-Bed: QI007-A
Visit: QH0054940416

Vital Signs - Continued

Pulse Rhythm [Bilateral Radial]			
Pulse Strength [Bilateral Dorsalis Pedis]			
Pulse Strength [Bilateral Radial]			
Respiratory Rate	12	12	14
Respiratory Effort			
Respiratory Depth			
Respiratory Pattern			
Blood Pressure	108/57 L	113/59 L	118/66
Blood Pressure Mean	67	73	73
Blood Pressure Location			
Pulse Oximetry	97	97	97
O2 Delivery			
Oxygen Flow Rate			
FI02			
Sepsis Action Taken by Nursing			

	11/24/22 10:30	11/24/22 10:45	11/24/22 11:00
Temperature			
Temperature Source			
Pulse Rate	92	93	87
Pulse Rhythm [Bilateral Dorsalis Pedis]			
Pulse Rhythm [Bilateral Radial]			
Pulse Strength [Bilateral Dorsalis Pedis]			
Pulse Strength [Bilateral Radial]			
Respiratory Rate	16	16	16
Respiratory Effort			
Respiratory Depth			
Respiratory Pattern			
Blood Pressure	117/59 L	114/63	112/63
Blood Pressure Mean	72	76	75
Blood Pressure Location			
Pulse Oximetry	97	97	97
O2 Delivery			
Oxygen Flow Rate			
FI02			

Lyons, Kathleen A

Facility: Queen of the Valley Hospital **Location:** Q 1 Intensive Care Unit
 61 F 07/13/1961 **Med Rec Num:** MR01483046

Room-Bed: QI007-A
Visit: QH0054940416

Vital Signs - Continued

Sepsis Action Taken by Nursing

Temperature	11/24/22 11:15	11/24/22 11:30	11/24/22 11:45
Temperature Source			
Pulse Rate	82	98	99
Pulse Rhythm [Bilateral Dorsalis Pedis]			
Pulse Rhythm [Bilateral Radial]			
Pulse Strength [Bilateral Dorsalis Pedis]			
Pulse Strength [Bilateral Radial]			
Respiratory Rate	16	16	16
Respiratory Effort			
Respiratory Depth			
Respiratory Pattern			
Blood Pressure	114/56 L	114/63	119/63
Blood Pressure Mean	65	74	75
Blood Pressure Location			
Pulse Oximetry	97	97	97
O2 Delivery			
Oxygen Flow Rate			
FIO2			
Sepsis Action Taken by Nursing			

Temperature	11/24/22 12:00	11/24/22 12:00	11/24/22 12:00
Temperature Source	Temporal Artery Scan		
Pulse Rate	103 H		
Pulse Rhythm [Bilateral Dorsalis Pedis]			Regular
Pulse Rhythm [Bilateral Radial]			Regular
Pulse Strength [Bilateral Dorsalis Pedis]			Normal
Pulse Strength [Bilateral Radial]			Normal
Respiratory Rate	16		

Lyons, Kathleen A

Facility: Queen of the Valley Hospital **Location:** Q 1 Intensive Care Unit
 61 F 07/13/1961 **Med Rec Num:** MR01483046

Room-Bed: QI007-A
Visit: QH0054940416

Vital Signs - Continued

Respiratory Effort			Mechanically Ventilated
Respiratory Depth			Normal
Respiratory Pattern			Normal
Blood Pressure	102/57 L		
Blood Pressure Mean	69		
Blood Pressure Location			
Pulse Oximetry	97		
O2 Delivery			
Oxygen Flow Rate			
FIO2		28	
Sepsis Action Taken by Nursing			

Temperature	11/24/22 12:00	11/24/22 11:50	11/24/22 12:15
Temperature Source			
Pulse Rate	106 H	98	106 H
Pulse Rhythm [Bilateral Dorsalis Pedis]			
Pulse Rhythm [Bilateral Radial]			
Pulse Strength [Bilateral Dorsalis Pedis]			
Pulse Strength [Bilateral Radial]			
Respiratory Rate		17	16
Respiratory Effort			
Respiratory Depth			
Respiratory Pattern			
Blood Pressure		116/64	106/64
Blood Pressure Mean			75
Blood Pressure Location			
Pulse Oximetry		96	97
O2 Delivery			
Oxygen Flow Rate			
FIO2		28	
Sepsis Action Taken by Nursing			

Lyons, Kathleen A

Facility: Queen of the Valley Hospital **Location:** Q 1 Intensive Care Unit
 61 F 07/13/1961 **Med Rec Num:** MR01483046

Room-Bed: QI007-A
Visit: QH0054940416

Vital Signs - Continued

Temperature	11/24/22 12:30	11/24/22 12:45	11/24/22 13:00
Temperature Source			
Pulse Rate	106 H	106 H	103 H
Pulse Rhythm [Bilateral Dorsalis Pedis]			
Pulse Rhythm [Bilateral Radial]			
Pulse Strength [Bilateral Dorsalis Pedis]			
Pulse Strength [Bilateral Radial]			
Respiratory Rate	16	16	14
Respiratory Effort			
Respiratory Depth			
Respiratory Pattern			
Blood Pressure	109/57 L	93/62	103/65
Blood Pressure Mean	70	70	74
Blood Pressure Location			
Pulse Oximetry	97	97	97
O2 Delivery			
Oxygen Flow Rate			
FI02			
Sepsis Action Taken by Nursing			
Temperature	11/24/22 13:15	11/24/22 13:17	11/24/22 13:30
Temperature Source			
Pulse Rate	99	98	92
Pulse Rhythm [Bilateral Dorsalis Pedis]			
Pulse Rhythm [Bilateral Radial]			
Pulse Strength [Bilateral Dorsalis Pedis]			
Pulse Strength [Bilateral Radial]			
Respiratory Rate	16	22 H	16
Respiratory Effort			
Respiratory Depth			
Respiratory Pattern			

Lyons, Kathleen A

Facility: Queen of the Valley Hospital **Location:** Q 1 Intensive Care Unit
 61 F 07/13/1961 **Med Rec Num:** MR01483046

Room-Bed: QI007-A
Visit: QH0054940416

Vital Signs - Continued

Blood Pressure	63/41 L	67/40 L	55/40 L
Blood Pressure Mean	47	47	43
Blood Pressure Location			
Pulse Oximetry	97	96	97
O2 Delivery			
Oxygen Flow Rate			
FI02			
Sepsis Action Taken by Nursing			

Temperature	11/24/22 13:45	11/24/22 14:00	11/24/22 14:15
Temperature Source			
Pulse Rate	94	95	98
Pulse Rhythm [Bilateral Dorsalis Pedis]			
Pulse Rhythm [Bilateral Radial]			
Pulse Strength [Bilateral Dorsalis Pedis]			
Pulse Strength [Bilateral Radial]			
Respiratory Rate	13	19	17
Respiratory Effort			
Respiratory Depth			
Respiratory Pattern			
Blood Pressure	88/55 L	97/50 L	86/56 L
Blood Pressure Mean	62	63	61
Blood Pressure Location			
Pulse Oximetry	97	97	97
O2 Delivery			
Oxygen Flow Rate			
FI02			
Sepsis Action Taken by Nursing			

Temperature	11/24/22 14:30	11/24/22 14:45	11/24/22 14:55
Temperature Source			

Lyons, Kathleen A

Facility: Queen of the Valley Hospital **Location:** Q 1 Intensive Care Unit
 61 F 07/13/1961 **Med Rec Num:** MR01483046

Room-Bed: QI007-A
Visit: QH0054940416

Vital Signs - Continued

Pulse Rate	99	93	90
Pulse Rhythm [Bilateral Dorsalis Pedis]			
Pulse Rhythm [Bilateral Radial]			
Pulse Strength [Bilateral Dorsalis Pedis]			
Pulse Strength [Bilateral Radial]			
Respiratory Rate	14	16	16
Respiratory Effort			
Respiratory Depth			
Respiratory Pattern			
Blood Pressure	94/54 L	79/42 L	72/34 L
Blood Pressure Mean	62	51	44
Blood Pressure Location			
Pulse Oximetry	97	97	97
O2 Delivery			
Oxygen Flow Rate			
FI02			
Sepsis Action Taken by Nursing			

Temperature	11/24/22 15:00	11/24/22 15:55	11/24/22 16:00
Temperature Source			
Pulse Rate	87	92	72
Pulse Rhythm [Bilateral Dorsalis Pedis]			
Pulse Rhythm [Bilateral Radial]			
Pulse Strength [Bilateral Dorsalis Pedis]			
Pulse Strength [Bilateral Radial]			
Respiratory Rate	16	16	
Respiratory Effort			
Respiratory Depth			
Respiratory Pattern			
Blood Pressure	41/27 L	118/63	
Blood Pressure Mean	31		
Blood Pressure Location			
Pulse Oximetry	96	97	
O2 Delivery			

Lyons, Kathleen A

Facility: Queen of the Valley Hospital **Location:** Q 1 Intensive Care Unit
 61 F 07/13/1961 **Med Rec Num:** MR01483046

Room-Bed: QI007-A
Visit: QH0054940416

Vital Signs - Continued

Oxygen Flow Rate			
FIO2		28	
Sepsis Action Taken by Nursing			

Temperature	11/24/22 16:00	11/24/22 16:00	11/24/22 15:11
Temperature Source			
Pulse Rate			78
Pulse Rhythm [Bilateral Dorsalis Pedis]		Regular	
Pulse Rhythm [Bilateral Radial]		Regular	
Pulse Strength [Bilateral Dorsalis Pedis]		Normal	
Pulse Strength [Bilateral Radial]		Normal	
Respiratory Rate			16
Respiratory Effort		Mechanically Ventilated	
Respiratory Depth		Normal	
Respiratory Pattern		Normal	
Blood Pressure			61/28 L
Blood Pressure Mean			35
Blood Pressure Location			
Pulse Oximetry			96
O2 Delivery			
Oxygen Flow Rate			
FIO2	28		
Sepsis Action Taken by Nursing			

Temperature	11/24/22 15:15	11/24/22 15:30	11/24/22 15:45
Temperature Source			
Pulse Rate	77	74	73
Pulse Rhythm [Bilateral Dorsalis Pedis]			
Pulse Rhythm [Bilateral Radial]			
Pulse Strength [Bilateral Dorsalis Pedis]			

Lyons, Kathleen A

Facility: Queen of the Valley Hospital **Location:** Q 1 Intensive Care Unit
 61 F 07/13/1961 **Med Rec Num:** MR01483046

Room-Bed: QI007-A
Visit: QH0054940416

Vital Signs - Continued

Pulse Strength [Bilateral Radial]			
Respiratory Rate	16	16	16
Respiratory Effort			
Respiratory Depth			
Respiratory Pattern			
Blood Pressure	52/30 L	63/34 L	64/33 L
Blood Pressure Mean	35	41	40
Blood Pressure Location			
Pulse Oximetry	96	96	96
O2 Delivery			
Oxygen Flow Rate			
FIO2			
Sepsis Action Taken by Nursing			

Temperature	11/24/22 16:00	11/24/22 16:15	11/24/22 16:30
Temperature Source	96.1 F L Temporal Artery Scan		
Pulse Rate	73	72	72
Pulse Rhythm [Bilateral Dorsalis Pedis]			
Pulse Rhythm [Bilateral Radial]			
Pulse Strength [Bilateral Dorsalis Pedis]			
Pulse Strength [Bilateral Radial]			
Respiratory Rate	16	16	16
Respiratory Effort			
Respiratory Depth			
Respiratory Pattern			
Blood Pressure	66/41 L	72/40 L	79/35 L
Blood Pressure Mean	46	46	46
Blood Pressure Location			
Pulse Oximetry	96	96	96
O2 Delivery			
Oxygen Flow Rate			
FIO2			
Sepsis Action Taken by Nursing			

Lyons, Kathleen A

Facility: Queen of the Valley Hospital **Location:** Q 1 Intensive Care Unit
 61 F 07/13/1961 **Med Rec Num:** MR01483046

Room-Bed: QI007-A
Visit: QH0054940416

Vital Signs - Continued

Temperature	11/24/22 16:45	11/24/22 17:00	11/24/22 17:15
Temperature Source			
Pulse Rate	71	71	71
Pulse Rhythm [Bilateral Dorsalis Pedis]			
Pulse Rhythm [Bilateral Radial]			
Pulse Strength [Bilateral Dorsalis Pedis]			
Pulse Strength [Bilateral Radial]			
Respiratory Rate	16	16	16
Respiratory Effort			
Respiratory Depth			
Respiratory Pattern			
Blood Pressure	73/45 L	71/40 L	69/36 L
Blood Pressure Mean	51	47	43
Blood Pressure Location			
Pulse Oximetry	96	96	96
O2 Delivery			
Oxygen Flow Rate			
FI02			
Sepsis Action Taken by Nursing			
Temperature	11/24/22 17:30	11/24/22 17:45	11/24/22 18:00
Temperature Source			
Pulse Rate	70	69	70
Pulse Rhythm [Bilateral Dorsalis Pedis]			
Pulse Rhythm [Bilateral Radial]			
Pulse Strength [Bilateral Dorsalis Pedis]			
Pulse Strength [Bilateral Radial]			
Respiratory Rate	16	16	16
Respiratory Effort			
Respiratory Depth			
Respiratory Pattern			

Lyons, Kathleen A

Facility: Queen of the Valley Hospital **Location:** Q 1 Intensive Care Unit
 61 F 07/13/1961 **Med Rec Num:** MR01483046

Room-Bed: QI007-A
Visit: QH0054940416

Vital Signs - Continued

Blood Pressure	68/38 L	70/44 L	72/47 L
Blood Pressure Mean	46	51	51
Blood Pressure Location			
Pulse Oximetry	96	96	96
O2 Delivery			
Oxygen Flow Rate			
FI02			
Sepsis Action Taken by Nursing			

Temperature	11/24/22 18:15	11/24/22 18:30	11/24/22 19:40
Temperature Source			
Pulse Rate	70	70	69
Pulse Rhythm [Bilateral Dorsalis Pedis]			
Pulse Rhythm [Bilateral Radial]			
Pulse Strength [Bilateral Dorsalis Pedis]			
Pulse Strength [Bilateral Radial]			
Respiratory Rate	16	16	16
Respiratory Effort			
Respiratory Depth			
Respiratory Pattern			
Blood Pressure	74/44 L	74/44 L	76/46 L
Blood Pressure Mean	51	51	
Blood Pressure Location			
Pulse Oximetry	96	96	96
O2 Delivery			
Oxygen Flow Rate			
FI02			28
Sepsis Action Taken by Nursing			

Temperature	11/24/22 20:00	11/24/22 20:00	11/24/22 20:00
Temperature Source			

Lyons, Kathleen A

Facility: Queen of the Valley Hospital **Location:** Q 1 Intensive Care Unit
 61 F 07/13/1961 **Med Rec Num:** MR01483046

Room-Bed: QI007-A
Visit: QH0054940416

Vital Signs - Continued

Pulse Rate			
Pulse Rhythm [Bilateral Dorsalis Pedis]	Regular		
Pulse Rhythm [Bilateral Radial]	Regular		
Pulse Strength [Bilateral Dorsalis Pedis]	Normal		
Pulse Strength [Bilateral Radial]	Normal		
Respiratory Rate			
Respiratory Effort	Mechanically Ventilated		
Respiratory Depth	Normal		
Respiratory Pattern	Normal		
Blood Pressure			
Blood Pressure Mean			
Blood Pressure Location			
Pulse Oximetry			
O2 Delivery			
Oxygen Flow Rate			
FI02			28
Sepsis Action Taken by Nursing		No Action Required	

	11/24/22 23:38	11/24/22 20:00	11/24/22 23:59
Temperature			
Temperature Source			
Pulse Rate	66	69	66
Pulse Rhythm [Bilateral Dorsalis Pedis]			
Pulse Rhythm [Bilateral Radial]			
Pulse Strength [Bilateral Dorsalis Pedis]			
Pulse Strength [Bilateral Radial]			
Respiratory Rate	16		
Respiratory Effort			
Respiratory Depth			
Respiratory Pattern			
Blood Pressure	79/49 L		
Blood Pressure Mean			
Blood Pressure Location			

Lyons, Kathleen A

Facility: Queen of the Valley Hospital **Location:** Q 1 Intensive Care Unit
 61 F 07/13/1961 **Med Rec Num:** MR01483046

Room-Bed: QI007-A
Visit: QH0054940416

Vital Signs - Continued

Pulse Oximetry	95		
O2 Delivery			
Oxygen Flow Rate			
FIO2	28		
Sepsis Action Taken by Nursing			

Temperature	11/25/22 00:00	11/25/22 00:00	11/25/22 03:15
Temperature Source			
Pulse Rate			64
Pulse Rhythm [Bilateral Dorsalis Pedis]	Regular		
Pulse Rhythm [Bilateral Radial]	Regular		
Pulse Strength [Bilateral Dorsalis Pedis]	Normal		
Pulse Strength [Bilateral Radial]	Normal		
Respiratory Rate			16
Respiratory Effort	Mechanically Ventilated		
Respiratory Depth	Normal		
Respiratory Pattern	Normal		
Blood Pressure			83/55 L
Blood Pressure Mean			
Blood Pressure Location			
Pulse Oximetry			94
O2 Delivery			
Oxygen Flow Rate			
FIO2		28	28
Sepsis Action Taken by Nursing			

Temperature	11/24/22 20:00	11/25/22 00:00	11/25/22 04:00
Temperature Source	96.5 F L Tympanic	96.5 F L Tympanic	96.2 F L Tympanic
Pulse Rate			
Pulse Rhythm [Bilateral Dorsalis Pedis]			

Lyons, Kathleen A

Facility: Queen of the Valley Hospital **Location:** Q 1 Intensive Care Unit
 61 F 07/13/1961 **Med Rec Num:** MR01483046

Room-Bed: QI007-A
Visit: QH0054940416

Vital Signs - Continued

Pulse Rhythm [Bilateral Radial]			
Pulse Strength [Bilateral Dorsalis Pedis]			
Pulse Strength [Bilateral Radial]			
Respiratory Rate			
Respiratory Effort			
Respiratory Depth			
Respiratory Pattern			
Blood Pressure			
Blood Pressure Mean			
Blood Pressure Location			
Pulse Oximetry			
O2 Delivery			
Oxygen Flow Rate			
FIO2			
Sepsis Action Taken by Nursing			

Temperature	11/25/22	11/25/22	11/25/22
Temperature Source	04:00	04:00	04:00
Pulse Rate	64		
Pulse Rhythm [Bilateral Dorsalis Pedis]		Regular	
Pulse Rhythm [Bilateral Radial]		Regular	
Pulse Strength [Bilateral Dorsalis Pedis]		Normal	
Pulse Strength [Bilateral Radial]		Normal	
Respiratory Rate			
Respiratory Effort		Mechanically Ventilated	
Respiratory Depth		Normal	
Respiratory Pattern		Normal	
Blood Pressure			
Blood Pressure Mean			
Blood Pressure Location			
Pulse Oximetry			
O2 Delivery			
Oxygen Flow Rate			

Lyons, Kathleen A

Facility: Queen of the Valley Hospital **Location:** Q 1 Intensive Care Unit
 61 F 07/13/1961 **Med Rec Num:** MR01483046

Room-Bed: QI007-A
Visit: QH0054940416

Vital Signs - Continued

FIO2				28
Sepsis Action Taken by Nursing				

	11/25/22 00:01	11/25/22 00:15	11/25/22 00:16
Temperature			
Temperature Source			
Pulse Rate	66	66	66
Pulse Rhythm [Bilateral Dorsalis Pedis]			
Pulse Rhythm [Bilateral Radial]			
Pulse Strength [Bilateral Dorsalis Pedis]			
Pulse Strength [Bilateral Radial]			
Respiratory Rate	13	14	14
Respiratory Effort			
Respiratory Depth			
Respiratory Pattern			
Blood Pressure	83/46 L		78/47 L
Blood Pressure Mean	53		54
Blood Pressure Location			
Pulse Oximetry	95	95	95
O2 Delivery			
Oxygen Flow Rate			
FIO2			
Sepsis Action Taken by Nursing			

	11/25/22 00:30	11/25/22 00:31	11/25/22 00:45
Temperature			
Temperature Source			
Pulse Rate	66	66	67
Pulse Rhythm [Bilateral Dorsalis Pedis]			
Pulse Rhythm [Bilateral Radial]			
Pulse Strength [Bilateral Dorsalis Pedis]			
Pulse Strength [Bilateral Radial]			
Respiratory Rate	14	16	13

Lyons, Kathleen A

Facility: Queen of the Valley Hospital **Location:** Q 1 Intensive Care Unit
 61 F 07/13/1961 **Med Rec Num:** MR01483046

Room-Bed: QI007-A
Visit: QH0054940416

Vital Signs - Continued

Respiratory Effort			
Respiratory Depth			
Respiratory Pattern			
Blood Pressure		81/47 L	
Blood Pressure Mean		53	
Blood Pressure Location			
Pulse Oximetry	95	95	95
O2 Delivery			
Oxygen Flow Rate			
FI02			
Sepsis Action Taken by Nursing			

Temperature	11/25/22 00:46	11/25/22 01:00	11/25/22 01:01
Temperature Source			
Pulse Rate	67	67	67
Pulse Rhythm [Bilateral Dorsalis Pedis]			
Pulse Rhythm [Bilateral Radial]			
Pulse Strength [Bilateral Dorsalis Pedis]			
Pulse Strength [Bilateral Radial]			
Respiratory Rate	13	14	13
Respiratory Effort			
Respiratory Depth			
Respiratory Pattern			
Blood Pressure	78/48 L		81/43 L
Blood Pressure Mean	55		51
Blood Pressure Location			
Pulse Oximetry	95	95	95
O2 Delivery			
Oxygen Flow Rate			
FI02			
Sepsis Action Taken by Nursing			

Lyons, Kathleen A

Facility: Queen of the Valley Hospital **Location:** Q 1 Intensive Care Unit
 61 F 07/13/1961 **Med Rec Num:** MR01483046

Room-Bed: QI007-A
Visit: QH0054940416

Vital Signs - Continued

Temperature	11/25/22 01:15	11/25/22 01:16	11/25/22 01:30
Temperature Source			
Pulse Rate	67	67	67
Pulse Rhythm [Bilateral Dorsalis Pedis]			
Pulse Rhythm [Bilateral Radial]			
Pulse Strength [Bilateral Dorsalis Pedis]			
Pulse Strength [Bilateral Radial]			
Respiratory Rate	14	11 L	17
Respiratory Effort			
Respiratory Depth			
Respiratory Pattern			
Blood Pressure		83/48 L	
Blood Pressure Mean		55	
Pulse Oximetry Location			
Pulse Oximetry	95	95	95
O2 Delivery			
Oxygen Flow Rate			
FI02			
Sepsis Action Taken by Nursing			
Temperature	11/25/22 01:31	11/25/22 01:45	11/25/22 01:46
Temperature Source			
Pulse Rate	66	67	66
Pulse Rhythm [Bilateral Dorsalis Pedis]			
Pulse Rhythm [Bilateral Radial]			
Pulse Strength [Bilateral Dorsalis Pedis]			
Pulse Strength [Bilateral Radial]			
Respiratory Rate	9 L	13	12
Respiratory Effort			
Respiratory Depth			
Respiratory Pattern			

Lyons, Kathleen A

Facility: Queen of the Valley Hospital **Location:** Q 1 Intensive Care Unit
 61 F 07/13/1961 **Med Rec Num:** MR01483046

Room-Bed: QI007-A
Visit: QH0054940416

Vital Signs - Continued

Blood Pressure	82/47 L		85/50 L
Blood Pressure Mean	55		57
Blood Pressure Location			
Pulse Oximetry	95	95	95
O2 Delivery			
Oxygen Flow Rate			
FI02			
Sepsis Action Taken by Nursing			

Temperature	11/25/22 02:00	11/25/22 02:01	11/25/22 02:15
Temperature Source			
Pulse Rate	66	66	67
Pulse Rhythm [Bilateral Dorsalis Pedis]			
Pulse Rhythm [Bilateral Radial]			
Pulse Strength [Bilateral Dorsalis Pedis]			
Pulse Strength [Bilateral Radial]			
Respiratory Rate	12	10 L	13
Respiratory Effort			
Respiratory Depth			
Respiratory Pattern			
Blood Pressure		84/47 L	
Blood Pressure Mean		56	
Blood Pressure Location			
Pulse Oximetry	95	95	95
O2 Delivery			
Oxygen Flow Rate			
FI02			
Sepsis Action Taken by Nursing			

Temperature	11/25/22 02:16	11/25/22 02:30	11/25/22 02:31
Temperature Source			

Lyons, Kathleen A

Facility: Queen of the Valley Hospital **Location:** Q 1 Intensive Care Unit
 61 F 07/13/1961 **Med Rec Num:** MR01483046

Room-Bed: QI007-A
Visit: QH0054940416

Vital Signs - Continued

Pulse Rate	67	67	66
Pulse Rhythm [Bilateral Dorsalis Pedis]			
Pulse Rhythm [Bilateral Radial]			
Pulse Strength [Bilateral Dorsalis Pedis]			
Pulse Strength [Bilateral Radial]			
Respiratory Rate	12	14	16
Respiratory Effort			
Respiratory Depth			
Respiratory Pattern			
Blood Pressure	82/51 L		81/47 L
Blood Pressure Mean	58		55
Blood Pressure Location			
Pulse Oximetry	95	95	95
O2 Delivery			
Oxygen Flow Rate			
FI02			
Sepsis Action Taken by Nursing			

Temperature	11/25/22 02:45	11/25/22 02:46	11/25/22 03:00
Temperature Source			
Pulse Rate	66	66	66
Pulse Rhythm [Bilateral Dorsalis Pedis]			
Pulse Rhythm [Bilateral Radial]			
Pulse Strength [Bilateral Dorsalis Pedis]			
Pulse Strength [Bilateral Radial]			
Respiratory Rate	16	17	16
Respiratory Effort			
Respiratory Depth			
Respiratory Pattern			
Blood Pressure		81/47 L	
Blood Pressure Mean		56	
Blood Pressure Location			
Pulse Oximetry	95	95	95
O2 Delivery			

Lyons, Kathleen A

Facility: Queen of the Valley Hospital **Location:** Q 1 Intensive Care Unit
 61 F 07/13/1961 **Med Rec Num:** MR01483046

Room-Bed: QI007-A
Visit: QH0054940416

Vital Signs - Continued

Oxygen Flow Rate			
FI02			
Sepsis Action Taken by Nursing			

Temperature	11/25/22 03:01	11/25/22 03:15	11/25/22 03:16
Temperature Source			
Pulse Rate	66	66	66
Pulse Rhythm [Bilateral Dorsalis Pedis]			
Pulse Rhythm [Bilateral Radial]			
Pulse Strength [Bilateral Dorsalis Pedis]			
Pulse Strength [Bilateral Radial]			
Respiratory Rate	16	16	16
Respiratory Effort			
Respiratory Depth			
Respiratory Pattern			
Blood Pressure	82/45 L		81/48 L
Blood Pressure Mean	52		55
Blood Pressure Location			
Pulse Oximetry	95	95	94
O2 Delivery			
Oxygen Flow Rate			
FI02			
Sepsis Action Taken by Nursing			

Temperature	11/25/22 03:30	11/25/22 03:31	11/25/22 03:45
Temperature Source			
Pulse Rate	65	65	65
Pulse Rhythm [Bilateral Dorsalis Pedis]			
Pulse Rhythm [Bilateral Radial]			
Pulse Strength [Bilateral Dorsalis Pedis]			
Pulse Strength [Bilateral Radial]			

Lyons, Kathleen A

Facility: Queen of the Valley Hospital **Location:** Q 1 Intensive Care Unit
 61 F 07/13/1961 **Med Rec Num:** MR01483046

Room-Bed: QI007-A
Visit: QH0054940416

Vital Signs - Continued

Respiratory Rate	16	16	16
Respiratory Effort			
Respiratory Depth			
Respiratory Pattern			
Blood Pressure		83/46 L	
Blood Pressure Mean		54	
Blood Pressure Location			
Pulse Oximetry	94	94	94
O2 Delivery			
Oxygen Flow Rate			
FI02			
Sepsis Action Taken by Nursing			

	11/25/22 03:46	11/25/22 04:00	11/25/22 04:01
Temperature			
Temperature Source			
Pulse Rate	64	65	65
Pulse Rhythm [Bilateral Dorsalis Pedis]			
Pulse Rhythm [Bilateral Radial]			
Pulse Strength [Bilateral Dorsalis Pedis]			
Pulse Strength [Bilateral Radial]			
Respiratory Rate	16	16	16
Respiratory Effort			
Respiratory Depth			
Respiratory Pattern			
Blood Pressure	81/50 L		83/55 L
Blood Pressure Mean	57		62
Blood Pressure Location			
Pulse Oximetry	94	94	94
O2 Delivery			
Oxygen Flow Rate			
FI02			
Sepsis Action Taken by Nursing			

Lyons, Kathleen A

Facility: Queen of the Valley Hospital
 61 F 07/13/1961
Location: Q 1 Intensive Care Unit
Med Rec Num: MR01483046

Room-Bed: QI007-A
Visit: QH0054940416

Vital Signs - Continued

Temperature	11/25/22 04:15	11/25/22 04:16	11/25/22 04:30
Temperature Source			
Pulse Rate	64	64	63
Pulse Rhythm [Bilateral Dorsalis Pedis]			
Pulse Rhythm [Bilateral Radial]			
Pulse Strength [Bilateral Dorsalis Pedis]			
Pulse Strength [Bilateral Radial]			
Respiratory Rate	16	16	16
Respiratory Effort			
Respiratory Depth			
Respiratory Pattern			
Blood Pressure		89/53 L	
Blood Pressure Mean		61	
Blood Pressure Location			
Pulse Oximetry	94	94	94
O2 Delivery			
Oxygen Flow Rate			
FI02			
Sepsis Action Taken by Nursing			
Temperature	11/25/22 04:31	11/25/22 04:45	11/25/22 04:46
Temperature Source			
Pulse Rate	63	67	67
Pulse Rhythm [Bilateral Dorsalis Pedis]			
Pulse Rhythm [Bilateral Radial]			
Pulse Strength [Bilateral Dorsalis Pedis]			
Pulse Strength [Bilateral Radial]			
Respiratory Rate	16	16	16
Respiratory Effort			
Respiratory Depth			
Respiratory Pattern			

Lyons, Kathleen A

Facility: Queen of the Valley Hospital **Location:** Q 1 Intensive Care Unit
 61 F 07/13/1961 **Med Rec Num:** MR01483046

Room-Bed: QI007-A
Visit: QH0054940416

Vital Signs - Continued

Blood Pressure	87/54 L		99/52 L
Blood Pressure Mean	62		61
Blood Pressure Location			
Pulse Oximetry	94		
O2 Delivery			
Oxygen Flow Rate			
FI02			
Sepsis Action Taken by Nursing			

Temperature	11/25/22 05:00	11/25/22 05:01	11/25/22 05:15
Temperature Source			
Pulse Rate	65	65	64
Pulse Rhythm [Bilateral Dorsalis Pedis]			
Pulse Rhythm [Bilateral Radial]			
Pulse Strength [Bilateral Dorsalis Pedis]			
Pulse Strength [Bilateral Radial]			
Respiratory Rate	18	16	16
Respiratory Effort			
Respiratory Depth			
Respiratory Pattern			
Blood Pressure		87/44 L	86/46 L
Blood Pressure Mean		53	55
Blood Pressure Location			
Pulse Oximetry	91 L	92	92
O2 Delivery			
Oxygen Flow Rate			
FI02			
Sepsis Action Taken by Nursing			

Temperature	11/25/22 05:16	11/25/22 05:30	11/25/22 05:31
Temperature Source			

Lyons, Kathleen A

Facility: Queen of the Valley Hospital
 61 F 07/13/1961
Location: Q 1 Intensive Care Unit
Med Rec Num: MR01483046

Room-Bed: QI007-A
Visit: QH0054940416

Vital Signs - Continued

Pulse Rate	64	63	63
Pulse Rhythm [Bilateral Dorsalis Pedis]			
Pulse Rhythm [Bilateral Radial]			
Pulse Strength [Bilateral Dorsalis Pedis]			
Pulse Strength [Bilateral Radial]			
Respiratory Rate	16	16	16
Respiratory Effort			
Respiratory Depth			
Respiratory Pattern			
Blood Pressure		84/51 L	
Blood Pressure Mean		58	
Blood Pressure Location			
Pulse Oximetry	92	92	92
O2 Delivery			
Oxygen Flow Rate			
FI02			
Sepsis Action Taken by Nursing			

Temperature	11/25/22 05:45	11/25/22 05:46	11/25/22 06:00
Temperature Source			
Pulse Rate	62	62	62
Pulse Rhythm [Bilateral Dorsalis Pedis]			
Pulse Rhythm [Bilateral Radial]			
Pulse Strength [Bilateral Dorsalis Pedis]			
Pulse Strength [Bilateral Radial]			
Respiratory Rate	16	16	16
Respiratory Effort			
Respiratory Depth			
Respiratory Pattern			
Blood Pressure	85/51 L		88/52 L
Blood Pressure Mean	58		58
Blood Pressure Location			
Pulse Oximetry	93	93	92
O2 Delivery			

Lyons, Kathleen A

Facility: Queen of the Valley Hospital **Location:** Q 1 Intensive Care Unit
 61 F 07/13/1961 **Med Rec Num:** MR01483046

Room-Bed: QI007-A
Visit: QH0054940416

Vital Signs - Continued

Oxygen Flow Rate			
FI02			
Sepsis Action Taken by Nursing			

Temperature	11/25/22 06:01	11/25/22 06:15	11/25/22 06:58
Temperature Source			
Pulse Rate	61	61	59 L
Pulse Rhythm [Bilateral Dorsalis Pedis]			
Pulse Rhythm [Bilateral Radial]			
Pulse Strength [Bilateral Dorsalis Pedis]			
Pulse Strength [Bilateral Radial]	16	16	16
Respiratory Rate			
Respiratory Effort			
Respiratory Depth			
Respiratory Pattern			
Blood Pressure		85/49 L	81/40 L
Blood Pressure Mean		56	
Blood Pressure Location			
Pulse Oximetry	93	93	93
O2 Delivery			
Oxygen Flow Rate			
FI02			28
Sepsis Action Taken by Nursing			

Temperature	11/25/22 10:22	11/25/22 06:45	11/25/22 07:00
Temperature Source			
Pulse Rate	58 L	60	60
Pulse Rhythm [Bilateral Dorsalis Pedis]			
Pulse Rhythm [Bilateral Radial]			
Pulse Strength [Bilateral Dorsalis Pedis]			
Pulse Strength [Bilateral Radial]			

Lyons, Kathleen A

Facility: Queen of the Valley Hospital
 61 F 07/13/1961

Location: Q 1 Intensive Care Unit
Med Rec Num: MR01483046

Room-Bed: QI007-A
Visit: QH0054940416

Vital Signs - Continued

Respiratory Rate	16	16	16
Respiratory Effort			
Respiratory Depth			
Respiratory Pattern			
Blood Pressure	97/53 L	81/40 L	77/41 L
Blood Pressure Mean		48	48
Blood Pressure Location			
Pulse Oximetry	95	93	93
O2 Delivery			
Oxygen Flow Rate			
FI02	35		
Sepsis Action Taken by Nursing			

Temperature	11/25/22 07:15	11/25/22 07:30	11/25/22 07:45
Temperature Source			
Pulse Rate	59 L	60	59 L
Pulse Rhythm [Bilateral Dorsalis Pedis]			
Pulse Rhythm [Bilateral Radial]			
Pulse Strength [Bilateral Dorsalis Pedis]			
Pulse Strength [Bilateral Radial]			
Respiratory Rate	16	16	16
Respiratory Effort			
Respiratory Depth			
Respiratory Pattern			
Blood Pressure	86/50 L	88/54 L	93/52 L
Blood Pressure Mean	56	62	60
Blood Pressure Location			
Pulse Oximetry	95	95	95
O2 Delivery			
Oxygen Flow Rate			
FI02			
Sepsis Action Taken by Nursing			

Lyons, Kathleen A

Facility: Queen of the Valley Hospital **Location:** Q 1 Intensive Care Unit
 61 F 07/13/1961 **Med Rec Num:** MR01483046

Room-Bed: QI007-A
Visit: QH0054940416

Vital Signs - Continued

Blood Pressure	94/55 L	93/55 L	91/53 L
Blood Pressure Mean	65	63	62
Blood Pressure Location			
Pulse Oximetry	95	95	95
O2 Delivery			
Oxygen Flow Rate			
FI02			
Sepsis Action Taken by Nursing			

Temperature	11/25/22 09:30	11/25/22 09:45	11/25/22 10:00
Temperature Source			
Pulse Rate	58 L	57 L	57 L
Pulse Rhythm [Bilateral Dorsalis Pedis]			
Pulse Rhythm [Bilateral Radial]			
Pulse Strength [Bilateral Dorsalis Pedis]			
Pulse Strength [Bilateral Radial]			
Respiratory Rate	16	16	16
Respiratory Effort			
Respiratory Depth			
Respiratory Pattern			
Blood Pressure	92/52 L	85/51 L	85/54 L
Blood Pressure Mean	60	59	60
Blood Pressure Location			
Pulse Oximetry	95	95	95
O2 Delivery			
Oxygen Flow Rate			
FI02			
Sepsis Action Taken by Nursing			

Temperature	11/25/22 10:15	11/25/22 10:30	11/25/22 10:45
Temperature Source			

Lyons, Kathleen A

Facility: Queen of the Valley Hospital **Location:** Q 1 Intensive Care Unit
 61 F 07/13/1961 **Med Rec Num:** MR01483046

Room-Bed: QI007-A
Visit: QH0054940416

Vital Signs - Continued

Pulse Rate	58 L	60	63
Pulse Rhythm [Bilateral Dorsalis Pedis]			
Pulse Rhythm [Bilateral Radial]			
Pulse Strength [Bilateral Dorsalis Pedis]			
Pulse Strength [Bilateral Radial]			
Respiratory Rate	16	16	16
Respiratory Effort			
Respiratory Depth			
Respiratory Pattern			
Blood Pressure	97/53 L	94/51 L	99/57 L
Blood Pressure Mean	61	61	67
Blood Pressure Location			
Pulse Oximetry	96	95	96
O2 Delivery			
Oxygen Flow Rate			
FI02			
Sepsis Action Taken by Nursing			

Temperature	11/25/22 11:00	11/25/22 11:15	11/25/22 11:30
Temperature Source			
Pulse Rate	62	68	67
Pulse Rhythm [Bilateral Dorsalis Pedis]			
Pulse Rhythm [Bilateral Radial]			
Pulse Strength [Bilateral Dorsalis Pedis]			
Pulse Strength [Bilateral Radial]			
Respiratory Rate	16	16	16
Respiratory Effort			
Respiratory Depth			
Respiratory Pattern			
Blood Pressure	86/46 L	94/52 L	93/47 L
Blood Pressure Mean	54	62	56
Blood Pressure Location			
Pulse Oximetry	94	95	95
O2 Delivery			

Lyons, Kathleen A

Facility: Queen of the Valley Hospital **Location:** Q 1 Intensive Care Unit
 61 F 07/13/1961 **Med Rec Num:** MR01483046

Room-Bed: QI007-A
Visit: QH0054940416

Vital Signs - Continued

Oxygen Flow Rate				
FIO2				
Sepsis Action Taken by Nursing				

Temperature	11/25/22 11:45	11/25/22 12:00	11/25/22 12:15
Temperature Source		Temporal Artery Scan	
Pulse Rate	67	67	68
Pulse Rhythm [Bilateral Dorsalis Pedis]			
Pulse Rhythm [Bilateral Radial]			
Pulse Strength [Bilateral Dorsalis Pedis]			
Pulse Strength [Bilateral Radial]			
Respiratory Rate	16	16	16
Respiratory Effort			
Respiratory Depth			
Respiratory Pattern			
Blood Pressure	89/47 L	86/42 L	87/45 L
Blood Pressure Mean	57	52	53
Blood Pressure Location			
Pulse Oximetry	95	95	95
O2 Delivery			
Oxygen Flow Rate			
FIO2			
Sepsis Action Taken by Nursing			

Temperature	11/25/22 12:30	11/25/22 12:45	11/25/22 13:00
Temperature Source			
Pulse Rate	69	69	70
Pulse Rhythm [Bilateral Dorsalis Pedis]			
Pulse Rhythm [Bilateral Radial]			
Pulse Strength [Bilateral Dorsalis Pedis]			

Lyons, Kathleen A

Facility: Queen of the Valley Hospital **Location:** Q 1 Intensive Care Unit
 61 F 07/13/1961 **Med Rec Num:** MR01483046

Room-Bed: QI007-A
Visit: QH0054940416

Vital Signs - Continued

Pulse Strength [Bilateral Radial]			
Respiratory Rate	16	16	16
Respiratory Effort			
Respiratory Depth			
Respiratory Pattern			
Blood Pressure	86/44 L	86/41 L	82/42 L
Blood Pressure Mean	53	50	50
Blood Pressure Location			
Pulse Oximetry	94	95	95
O2 Delivery			
Oxygen Flow Rate			
FIO2			
Sepsis Action Taken by Nursing			

Temperature	11/25/22 08:00	11/25/22 08:00	11/25/22 12:00
Temperature Source			
Pulse Rate		58 L	67
Pulse Rhythm [Bilateral Dorsalis Pedis]			
Pulse Rhythm [Bilateral Radial]			
Pulse Strength [Bilateral Dorsalis Pedis]			
Pulse Strength [Bilateral Radial]			
Respiratory Rate			
Respiratory Effort			
Respiratory Depth			
Respiratory Pattern			
Blood Pressure			
Blood Pressure Mean			
Blood Pressure Location			
Pulse Oximetry			
O2 Delivery			
Oxygen Flow Rate			
FIO2			
Sepsis Action Taken by Nursing	No Action Required		

Lyons, Kathleen A

Facility: Queen of the Valley Hospital
 61 F 07/13/1961
Location: Q 1 Intensive Care Unit
Med Rec Num: MR01483046

Room-Bed: QI007-A
Visit: QH0054940416

Vital Signs - Continued

Temperature	11/25/22 16:00	11/25/22 08:00	11/25/22 12:00
Temperature Source			
Pulse Rate	85		
Pulse Rhythm [Bilateral Dorsalis Pedis]			
Pulse Rhythm [Bilateral Radial]			
Pulse Strength [Bilateral Dorsalis Pedis]			
Pulse Strength [Bilateral Radial]			
Respiratory Rate			
Respiratory Effort			
Respiratory Depth			
Respiratory Pattern			
Blood Pressure			
Blood Pressure Mean			
Blood Pressure Location			
Pulse Oximetry			
O2 Delivery			
Oxygen Flow Rate			
FI02		35	35
Sepsis Action Taken by Nursing			

Temperature	11/25/22 16:00	11/25/22 15:10	11/25/22 08:00
Temperature Source			
Pulse Rate		61	
Pulse Rhythm [Bilateral Dorsalis Pedis]			Regular
Pulse Rhythm [Bilateral Radial]			Regular
Pulse Strength [Bilateral Dorsalis Pedis]			Normal
Pulse Strength [Bilateral Radial]			Normal
Respiratory Rate		16	
Respiratory Effort			Mechanically Ventilated
Respiratory Depth			Normal

Lyons, Kathleen A

Facility: Queen of the Valley Hospital **Location:** Q 1 Intensive Care Unit
 61 F 07/13/1961 **Med Rec Num:** MR01483046

Room-Bed: QI007-A
Visit: QH0054940416

Vital Signs - Continued

Respiratory Pattern			Normal
Blood Pressure			
Blood Pressure Mean			
Blood Pressure Location			
Pulse Oximetry		95	
O2 Delivery			
Oxygen Flow Rate			
FIO2	35	35	
Sepsis Action Taken by Nursing			

Temperature		11/25/22 12:00	11/25/22 16:00	11/25/22 13:15
Temperature Source				
Pulse Rate				72
Pulse Rhythm [Bilateral Dorsalis Pedis]	Regular		Regular	
Pulse Rhythm [Bilateral Radial]	Regular		Regular	
Pulse Strength [Bilateral Dorsalis Pedis]	Normal		Normal	
Pulse Strength [Bilateral Radial]	Normal		Normal	
Respiratory Rate				16
Respiratory Effort		Mechanically Ventilated	Mechanically Ventilated	
Respiratory Depth		Normal	Normal	
Respiratory Pattern		Normal	Normal	
Blood Pressure				82/42 L
Blood Pressure Mean				50
Blood Pressure Location				
Pulse Oximetry				96
O2 Delivery				
Oxygen Flow Rate				
FIO2				
Sepsis Action Taken by Nursing				

	11/25/22 13:30	11/25/22 13:45	11/25/22 14:00
--	-------------------	-------------------	-------------------

Lyons, Kathleen A

Facility: Queen of the Valley Hospital **Location:** Q 1 Intensive Care Unit
 61 F 07/13/1961 **Med Rec Num:** MR01483046

Room-Bed: QI007-A
Visit: QH0054940416

Vital Signs - Continued

Temperature			
Temperature Source			
Pulse Rate	73	74	75
Pulse Rhythm [Bilateral Dorsalis Pedis]			
Pulse Rhythm [Bilateral Radial]			
Pulse Strength [Bilateral Dorsalis Pedis]			
Pulse Strength [Bilateral Radial]			
Respiratory Rate	16	16	16
Respiratory Effort			
Respiratory Depth			
Respiratory Pattern			
Blood Pressure	86/40 L	85/43 L	90/41 L
Blood Pressure Mean	49	51	51
Blood Pressure Location			
Pulse Oximetry	96	96	96
O2 Delivery			
Oxygen Flow Rate			
FI02			
Sepsis Action Taken by Nursing			

Temperature	11/25/22 14:15	11/25/22 14:30	11/25/22 14:45
Temperature Source			
Pulse Rate	78	78	77
Pulse Rhythm [Bilateral Dorsalis Pedis]			
Pulse Rhythm [Bilateral Radial]			
Pulse Strength [Bilateral Dorsalis Pedis]			
Pulse Strength [Bilateral Radial]			
Respiratory Rate	16	16	16
Respiratory Effort			
Respiratory Depth			
Respiratory Pattern			
Blood Pressure	91/38 L	80/36 L	75/39 L
Blood Pressure Mean	47	45	45
Blood Pressure Location			

Lyons, Kathleen A

Facility: Queen of the Valley Hospital **Location:** Q 1 Intensive Care Unit
 61 F 07/13/1961 **Med Rec Num:** MR01483046

Room-Bed: QI007-A
Visit: QH0054940416

Vital Signs - Continued

Pulse Oximetry	96	95	95
O2 Delivery			
Oxygen Flow Rate			
FI02			
Sepsis Action Taken by Nursing			

Temperature	11/25/22 15:00	11/25/22 15:15	11/25/22 15:30
Temperature Source			
Pulse Rate	80	81	82
Pulse Rhythm [Bilateral Dorsalis Pedis]			
Pulse Rhythm [Bilateral Radial]			
Pulse Strength [Bilateral Dorsalis Pedis]			
Pulse Strength [Bilateral Radial]			
Respiratory Rate	16	16	16
Respiratory Effort			
Respiratory Depth			
Respiratory Pattern			
Blood Pressure	75/37 L	79/34 L	83/38 L
Blood Pressure Mean	45	44	53
Blood Pressure Location			
Pulse Oximetry	95	95	96
O2 Delivery			
Oxygen Flow Rate			
FI02			
Sepsis Action Taken by Nursing			

Temperature	11/25/22 15:45	11/25/22 16:00	11/25/22 16:15
Temperature Source		Temporal Artery Scan	
Pulse Rate	83	85	86
Pulse Rhythm [Bilateral Dorsalis Pedis]			

Lyons, Kathleen A

Facility: Queen of the Valley Hospital **Location:** Q 1 Intensive Care Unit
 61 F 07/13/1961 **Med Rec Num:** MR01483046

Room-Bed: QI007-A
Visit: QH0054940416

Vital Signs - Continued

Pulse Rhythm [Bilateral Radial]			
Pulse Strength [Bilateral Dorsalis Pedis]			
Pulse Strength [Bilateral Radial]			
Respiratory Rate	16	14	16
Respiratory Effort			
Respiratory Depth			
Respiratory Pattern			
Blood Pressure	86/36 L	83/33 L	79/34 L
Blood Pressure Mean	52	49	49
Blood Pressure Location			
Pulse Oximetry	96	96	96
O2 Delivery			
Oxygen Flow Rate			
FI02			
Sepsis Action Taken by Nursing			

	11/25/22 16:30	11/25/22 16:45	11/25/22 17:00
Temperature			
Temperature Source			
Pulse Rate	86	87	87
Pulse Rhythm [Bilateral Dorsalis Pedis]			
Pulse Rhythm [Bilateral Radial]			
Pulse Strength [Bilateral Dorsalis Pedis]			
Pulse Strength [Bilateral Radial]			
Respiratory Rate	14	16	16
Respiratory Effort			
Respiratory Depth			
Respiratory Pattern			
Blood Pressure	80/35 L	76/33 L	76/36 L
Blood Pressure Mean	50	47	49
Blood Pressure Location			
Pulse Oximetry	96	96	95
O2 Delivery			
Oxygen Flow Rate			
FI02			

Lyons, Kathleen A

Facility: Queen of the Valley Hospital **Location:** Q 1 Intensive Care Unit
 61 F 07/13/1961 **Med Rec Num:** MR01483046

Room-Bed: QI007-A
Visit: QH0054940416

Vital Signs - Continued

Sepsis Action Taken by Nursing

Temperature	11/25/22 17:15	11/25/22 17:30	11/25/22 17:45
Temperature Source			
Pulse Rate	92	88	88
Pulse Rhythm [Bilateral Dorsalis Pedis]			
Pulse Rhythm [Bilateral Radial]			
Pulse Strength [Bilateral Dorsalis Pedis]			
Pulse Strength [Bilateral Radial]			
Respiratory Rate	16	16	16
Respiratory Effort			
Respiratory Depth			
Respiratory Pattern			
Blood Pressure	83/36 L	75/32 L	74/33 L
Blood Pressure Mean	51	46	46
Blood Pressure Location			
Pulse Oximetry	96	95	95
O2 Delivery			
Oxygen Flow Rate			
FIO2			
Sepsis Action Taken by Nursing			

Temperature	11/25/22 18:00	11/25/22 18:15	11/25/22 18:23
Temperature Source			
Pulse Rate	87	103 H	103 H
Pulse Rhythm [Bilateral Dorsalis Pedis]			
Pulse Rhythm [Bilateral Radial]			
Pulse Strength [Bilateral Dorsalis Pedis]			
Pulse Strength [Bilateral Radial]			
Respiratory Rate	16	16	16
Respiratory Effort			

Lyons, Kathleen A

Facility: Queen of the Valley Hospital **Location:** Q 1 Intensive Care Unit
 61 F 07/13/1961 **Med Rec Num:** MR01483046

Room-Bed: QI007-A
Visit: QH0054940416

Vital Signs - Continued

Respiratory Depth			
Respiratory Pattern			
Blood Pressure	85/44 L	133/66 H	131/58 H
Blood Pressure Mean	57	88	74
Blood Pressure Location			
Pulse Oximetry	95	98	97
O2 Delivery			
Oxygen Flow Rate			
FI02			
Sepsis Action Taken by Nursing			

Temperature	11/25/22 18:30	11/25/22 18:45	11/25/22 20:00
Temperature Source			
Pulse Rate	101 H	102 H	106 H
Pulse Rhythm [Bilateral Dorsalis Pedis]			
Pulse Rhythm [Bilateral Radial]			
Pulse Strength [Bilateral Dorsalis Pedis]			
Pulse Strength [Bilateral Radial]			
Respiratory Rate	16	16	
Respiratory Effort			
Respiratory Depth			
Respiratory Pattern			
Blood Pressure	124/55 H	126/57 H	
Blood Pressure Mean	78	80	
Blood Pressure Location			
Pulse Oximetry	97	97	
O2 Delivery			
Oxygen Flow Rate			
FI02			
Sepsis Action Taken by Nursing			

	11/25/22 20:00	11/25/22 20:00	11/25/22 20:00
--	-------------------	-------------------	-------------------

Lyons, Kathleen A

Facility: Queen of the Valley Hospital **Location:** Q 1 Intensive Care Unit
 61 F 07/13/1961 **Med Rec Num:** MR01483046

Room-Bed: QI007-A
Visit: QH0054940416

Vital Signs - Continued

Temperature	98.9 F		
Temperature Source	Tympanic		
Pulse Rate			
Pulse Rhythm [Bilateral Dorsalis Pedis]	Regular		
Pulse Rhythm [Bilateral Radial]	Regular		
Pulse Strength [Bilateral Dorsalis Pedis]	Normal		
Pulse Strength [Bilateral Radial]	Normal		
Respiratory Rate			
Respiratory Effort	Mechanically Ventilated		
Respiratory Depth	Normal		
Respiratory Pattern	Normal		
Blood Pressure			
Blood Pressure Mean			
Blood Pressure Location			
Pulse Oximetry			
O2 Delivery			
Oxygen Flow Rate			
FI02			
Sepsis Action Taken by Nursing			No Action Required

Temperature	11/25/22 20:00	11/25/22 18:47	11/25/22 19:00
Temperature Source			
Pulse Rate		101 H	101 H
Pulse Rhythm [Bilateral Dorsalis Pedis]			
Pulse Rhythm [Bilateral Radial]			
Pulse Strength [Bilateral Dorsalis Pedis]			
Pulse Strength [Bilateral Radial]			
Respiratory Rate		16	16
Respiratory Effort			
Respiratory Depth			
Respiratory Pattern			
Blood Pressure			

Lyons, Kathleen A

Facility: Queen of the Valley Hospital **Location:** Q 1 Intensive Care Unit
 61 F 07/13/1961 **Med Rec Num:** MR01483046

Room-Bed: QI007-A
Visit: QH0054940416

Vital Signs - Continued

Blood Pressure Mean			
Blood Pressure Location			
Pulse Oximetry		97	97
O2 Delivery			
Oxygen Flow Rate			
FI02		35	
Sepsis Action Taken by Nursing			

Temperature	11/25/22 19:01	11/25/22 19:15	11/25/22 19:16
Temperature Source			
Pulse Rate	102 H	101 H	102 H
Pulse Rhythm [Bilateral Dorsalis Pedis]			
Pulse Rhythm [Bilateral Radial]			
Pulse Strength [Bilateral Dorsalis Pedis]			
Pulse Strength [Bilateral Radial]			
Respiratory Rate	16	16	16
Respiratory Effort			
Respiratory Depth			
Respiratory Pattern			
Blood Pressure	121/50 H		118/52 L
Blood Pressure Mean	66		67
Blood Pressure Location			
Pulse Oximetry	97	97	97
O2 Delivery			
Oxygen Flow Rate			
FI02			
Sepsis Action Taken by Nursing			

Temperature	11/25/22 19:30	11/25/22 19:31	11/25/22 19:45
Temperature Source			
Pulse Rate	102 H	102 H	102 H

Lyons, Kathleen A

Facility: Queen of the Valley Hospital
 61 F 07/13/1961
Location: Q 1 Intensive Care Unit
Med Rec Num: MR01483046

Room-Bed: QI007-A
Visit: QH0054940416

Vital Signs - Continued

Pulse Rhythm [Bilateral Dorsalis Pedis]			
Pulse Rhythm [Bilateral Radial]			
Pulse Strength [Bilateral Dorsalis Pedis]			
Pulse Strength [Bilateral Radial]			
Respiratory Rate	16	16	16
Respiratory Effort			
Respiratory Depth			
Respiratory Pattern			
Blood Pressure		119/55 L	
Blood Pressure Mean		69	
Blood Pressure Location			
Pulse Oximetry	97	96	96
O2 Delivery			
Oxygen Flow Rate			
FI02			
Sepsis Action Taken by Nursing			

Temperature	11/25/22 19:46	11/25/22 20:00	11/25/22 20:01
Temperature Source			
Pulse Rate	103 H	101 H	101 H
Pulse Rhythm [Bilateral Dorsalis Pedis]			
Pulse Rhythm [Bilateral Radial]			
Pulse Strength [Bilateral Dorsalis Pedis]			
Pulse Strength [Bilateral Radial]			
Respiratory Rate	16	16	16
Respiratory Effort			
Respiratory Depth			
Respiratory Pattern			
Blood Pressure	123/52 H		117/48 L
Blood Pressure Mean	68		64
Blood Pressure Location			
Pulse Oximetry	96	96	96
O2 Delivery			
Oxygen Flow Rate			

Lyons, Kathleen A

Facility: Queen of the Valley Hospital **Location:** Q 1 Intensive Care Unit
 61 F 07/13/1961 **Med Rec Num:** MR01483046

Room-Bed: QI007-A
Visit: QH0054940416

Vital Signs - Continued

FIO2			
Sepsis Action Taken by Nursing			

Temperature	11/25/22 20:15	11/25/22 20:16	11/25/22 20:30
Temperature Source			
Pulse Rate	104 H	104 H	103 H
Pulse Rhythm [Bilateral Dorsalis Pedis]			
Pulse Rhythm [Bilateral Radial]			
Pulse Strength [Bilateral Dorsalis Pedis]			
Pulse Strength [Bilateral Radial]			
Respiratory Rate	16	16	16
Respiratory Effort			
Respiratory Depth			
Respiratory Pattern			
Blood Pressure		122/56 H	
Blood Pressure Mean		71	
Blood Pressure Location			
Pulse Oximetry	97	97	97
O2 Delivery			
Oxygen Flow Rate			
FIO2			
Sepsis Action Taken by Nursing			

Temperature	11/25/22 20:31	11/25/22 20:45	11/25/22 20:46
Temperature Source			
Pulse Rate	104 H	104 H	104 H
Pulse Rhythm [Bilateral Dorsalis Pedis]			
Pulse Rhythm [Bilateral Radial]			
Pulse Strength [Bilateral Dorsalis Pedis]			
Pulse Strength [Bilateral Radial]			
Respiratory Rate	16	16	16

Lyons, Kathleen A

Facility: Queen of the Valley Hospital **Location:** Q 1 Intensive Care Unit
 61 F 07/13/1961 **Med Rec Num:** MR01483046

Room-Bed: QI007-A
Visit: QH0054940416

Vital Signs - Continued

Respiratory Effort			
Respiratory Depth			
Respiratory Pattern			
Blood Pressure	125/51 H		122/55 H
Blood Pressure Mean	68		69
Blood Pressure Location			
Pulse Oximetry	97	97	96
O2 Delivery			
Oxygen Flow Rate			
FI02			
Sepsis Action Taken by Nursing			

Temperature	11/25/22 21:00	11/25/22 21:01	11/25/22 21:15
Temperature Source			
Pulse Rate	105 H	104 H	104 H
Pulse Rhythm [Bilateral Dorsalis Pedis]			
Pulse Rhythm [Bilateral Radial]			
Pulse Strength [Bilateral Dorsalis Pedis]			
Pulse Strength [Bilateral Radial]			
Respiratory Rate	16	16	17
Respiratory Effort			
Respiratory Depth			
Respiratory Pattern			
Blood Pressure		121/53 H	
Blood Pressure Mean		68	
Blood Pressure Location			
Pulse Oximetry	97	96	97
O2 Delivery			
Oxygen Flow Rate			
FI02			
Sepsis Action Taken by Nursing			

Lyons, Kathleen A

Facility: Queen of the Valley Hospital **Location:** Q 1 Intensive Care Unit
 61 F 07/13/1961 **Med Rec Num:** MR01483046

Room-Bed: QI007-A
Visit: QH0054940416

Vital Signs - Continued

Temperature	11/25/22 21:16	11/25/22 21:30	11/25/22 21:31
Temperature Source			
Pulse Rate	104 H	104 H	104 H
Pulse Rhythm [Bilateral Dorsalis Pedis]			
Pulse Rhythm [Bilateral Radial]			
Pulse Strength [Bilateral Dorsalis Pedis]			
Pulse Strength [Bilateral Radial]			
Respiratory Rate	16	16	16
Respiratory Effort			
Respiratory Depth			
Respiratory Pattern			
Blood Pressure	123/55 H		124/53 H
Blood Pressure Mean	71		71
Blood Pressure Location			
Pulse Oximetry	97	97	97
O2 Delivery			
Oxygen Flow Rate			
FI02			
Sepsis Action Taken by Nursing			
Temperature	11/25/22 21:45	11/25/22 21:46	11/25/22 22:00
Temperature Source			
Pulse Rate	103 H	102 H	102 H
Pulse Rhythm [Bilateral Dorsalis Pedis]			
Pulse Rhythm [Bilateral Radial]			
Pulse Strength [Bilateral Dorsalis Pedis]			
Pulse Strength [Bilateral Radial]			
Respiratory Rate	16	16	16
Respiratory Effort			
Respiratory Depth			
Respiratory Pattern			

Lyons, Kathleen A

Facility: Queen of the Valley Hospital **Location:** Q 1 Intensive Care Unit
 61 F 07/13/1961 **Med Rec Num:** MR01483046

Room-Bed: QI007-A
Visit: QH0054940416

Vital Signs - Continued

Blood Pressure		121/53 H	
Blood Pressure Mean		69	
Blood Pressure Location			
Pulse Oximetry	97	97	97
O2 Delivery			
Oxygen Flow Rate			
FI02			
Sepsis Action Taken by Nursing			

Temperature	11/25/22 22:01	11/25/22 19:15	11/26/22 00:00
Temperature Source			Tympanic
Pulse Rate	102 H	101 H	
Pulse Rhythm [Bilateral Dorsalis Pedis]			
Pulse Rhythm [Bilateral Radial]			
Pulse Strength [Bilateral Dorsalis Pedis]			
Pulse Strength [Bilateral Radial]			
Respiratory Rate	16	16	
Respiratory Effort			
Respiratory Depth			
Respiratory Pattern			
Blood Pressure	123/55 H	121/50 H	
Blood Pressure Mean	71		
Blood Pressure Location			
Pulse Oximetry	97	97	
O2 Delivery			
Oxygen Flow Rate			
FI02		35	
Sepsis Action Taken by Nursing			

Temperature	11/26/22 00:00	11/25/22 00:00	11/26/22 00:00
Temperature Source			

Lyons, Kathleen A

Facility: Queen of the Valley Hospital **Location:** Q 1 Intensive Care Unit
 61 F 07/13/1961 **Med Rec Num:** MR01483046

Room-Bed: QI007-A
Visit: QH0054940416

Vital Signs - Continued

Pulse Rate	96		
Pulse Rhythm [Bilateral Dorsalis Pedis]	Regular	Regular	Regular
Pulse Rhythm [Bilateral Radial]	Regular	Regular	Regular
Pulse Strength [Bilateral Dorsalis Pedis]	Normal	Normal	Normal
Pulse Strength [Bilateral Radial]	Normal	Normal	Normal
Respiratory Rate			
Respiratory Effort	Mechanically Ventilated	Mechanically Ventilated	Mechanically Ventilated
Respiratory Depth	Normal	Normal	Normal
Respiratory Pattern	Normal	Normal	Normal
Blood Pressure			
Blood Pressure Mean			
Blood Pressure Location			
Pulse Oximetry			
O2 Delivery			
Oxygen Flow Rate			
FI02			
Sepsis Action Taken by Nursing			

Temperature	11/26/22 00:00	11/25/22 23:00	11/25/22 22:02
Temperature Source			
Pulse Rate		95	102 H
Pulse Rhythm [Bilateral Dorsalis Pedis]			
Pulse Rhythm [Bilateral Radial]			
Pulse Strength [Bilateral Dorsalis Pedis]			
Pulse Strength [Bilateral Radial]			
Respiratory Rate		16	16
Respiratory Effort			
Respiratory Depth			
Respiratory Pattern			
Blood Pressure		121/65 H	
Blood Pressure Mean			
Blood Pressure Location			
Pulse Oximetry		98	97

Lyons, Kathleen A

Facility: Queen of the Valley Hospital **Location:** Q 1 Intensive Care Unit
 61 F 07/13/1961 **Med Rec Num:** MR01483046

Room-Bed: QI007-A
Visit: QH0054940416

Vital Signs - Continued

O2 Delivery			
Oxygen Flow Rate			
FI02	35	35	
Sepsis Action Taken by Nursing			

Temperature	11/25/22 22:15	11/25/22 22:16	11/25/22 22:30
Temperature Source			
Pulse Rate	100	101 H	100
Pulse Rhythm [Bilateral Dorsalis Pedis]			
Pulse Rhythm [Bilateral Radial]			
Pulse Strength [Bilateral Dorsalis Pedis]			
Pulse Strength [Bilateral Radial]			
Respiratory Rate	0 L	0 L	
Respiratory Effort			
Respiratory Depth			
Respiratory Pattern			
Blood Pressure		118/54 L	
Blood Pressure Mean		68	
Blood Pressure Location			
Pulse Oximetry	97	97	97
O2 Delivery			
Oxygen Flow Rate			
FI02			
Sepsis Action Taken by Nursing			

Temperature	11/25/22 22:31	11/25/22 22:45	11/25/22 22:46
Temperature Source			
Pulse Rate	100	100	100
Pulse Rhythm [Bilateral Dorsalis Pedis]			
Pulse Rhythm [Bilateral Radial]			
Pulse Strength [Bilateral Dorsalis Pedis]			

Lyons, Kathleen A

Facility: Queen of the Valley Hospital **Location:** Q 1 Intensive Care Unit
 61 F 07/13/1961 **Med Rec Num:** MR01483046

Room-Bed: QI007-A
Visit: QH0054940416

Vital Signs - Continued

Pulse Strength [Bilateral Radial]			
Respiratory Rate	0 L		0 L
Respiratory Effort			
Respiratory Depth			
Respiratory Pattern			
Blood Pressure	119/59 L		119/59 L
Blood Pressure Mean	72		72
Blood Pressure Location			
Pulse Oximetry	97	97	97
O2 Delivery			
Oxygen Flow Rate			
FIO2			
Sepsis Action Taken by Nursing			

Temperature	11/25/22 23:00	11/25/22 23:01	11/25/22 23:15
Temperature Source			
Pulse Rate	98	99	99
Pulse Rhythm [Bilateral Dorsalis Pedis]			
Pulse Rhythm [Bilateral Radial]			
Pulse Strength [Bilateral Dorsalis Pedis]			
Pulse Strength [Bilateral Radial]			
Respiratory Rate	0 L	0 L	
Respiratory Effort			
Respiratory Depth			
Respiratory Pattern			
Blood Pressure		118/59 L	
Blood Pressure Mean		72	
Blood Pressure Location			
Pulse Oximetry	97	97	97
O2 Delivery			
Oxygen Flow Rate			
FIO2			
Sepsis Action Taken by Nursing			

Lyons, Kathleen A

Facility: Queen of the Valley Hospital **Location:** Q 1 Intensive Care Unit
 61 F 07/13/1961 **Med Rec Num:** MR01483046

Room-Bed: QI007-A
Visit: QH0054940416

Vital Signs - Continued

Temperature	11/25/22 23:16	11/25/22 23:30	11/25/22 23:30
Temperature Source			
Pulse Rate	98	97	97
Pulse Rhythm [Bilateral Dorsalis Pedis]			
Pulse Rhythm [Bilateral Radial]			
Pulse Strength [Bilateral Dorsalis Pedis]			
Pulse Strength [Bilateral Radial]			
Respiratory Rate		0 L	0 L
Respiratory Effort			
Respiratory Depth			
Respiratory Pattern			
Blood Pressure	118/61	121/58 H	
Blood Pressure Mean	74	72	
Blood Pressure Location			
Pulse Oximetry	97	97	97
O2 Delivery			
Oxygen Flow Rate			
FI02			
Sepsis Action Taken by Nursing			

Temperature	11/25/22 23:45	11/25/22 23:46	11/26/22 00:00
Temperature Source			
Pulse Rate	97	97	96
Pulse Rhythm [Bilateral Dorsalis Pedis]			
Pulse Rhythm [Bilateral Radial]			
Pulse Strength [Bilateral Dorsalis Pedis]			
Pulse Strength [Bilateral Radial]			
Respiratory Rate	0 L	0 L	0 L
Respiratory Effort			
Respiratory Depth			
Respiratory Pattern			

Lyons, Kathleen A

Facility: Queen of the Valley Hospital **Location:** Q 1 Intensive Care Unit
 61 F 07/13/1961 **Med Rec Num:** MR01483046

Room-Bed: QI007-A
Visit: QH0054940416

Vital Signs - Continued

Blood Pressure	120/61		118/63
Blood Pressure Mean	74		74
Blood Pressure Location			
Pulse Oximetry	98	97	98
O2 Delivery			
Oxygen Flow Rate			
FI02			
Sepsis Action Taken by Nursing			

Temperature	11/26/22 00:01	11/26/22 00:15	11/26/22 00:16
Temperature Source			
Pulse Rate	96	96	96
Pulse Rhythm [Bilateral Dorsalis Pedis]			
Pulse Rhythm [Bilateral Radial]			
Pulse Strength [Bilateral Dorsalis Pedis]			
Pulse Strength [Bilateral Radial]			
Respiratory Rate	0 L	0 L	0 L
Respiratory Effort			
Respiratory Depth			
Respiratory Pattern			
Blood Pressure		120/61	
Blood Pressure Mean		75	
Blood Pressure Location			
Pulse Oximetry	98	98	98
O2 Delivery			
Oxygen Flow Rate			
FI02			
Sepsis Action Taken by Nursing			

Temperature	11/26/22 00:30	11/26/22 00:31	11/26/22 00:45
Temperature Source			

Lyons, Kathleen A

Facility: Queen of the Valley Hospital
 61 F 07/13/1961

Location: Q 1 Intensive Care Unit
Med Rec Num: MR01483046

Room-Bed: QI007-A
Visit: QH0054940416

Vital Signs - Continued

Pulse Rate	95	95	95
Pulse Rhythm [Bilateral Dorsalis Pedis]			
Pulse Rhythm [Bilateral Radial]			
Pulse Strength [Bilateral Dorsalis Pedis]			
Pulse Strength [Bilateral Radial]			
Respiratory Rate	0 L	0 L	0 L
Respiratory Effort			
Respiratory Depth			
Respiratory Pattern			
Blood Pressure	120/61		121/65 H
Blood Pressure Mean	74		77
Blood Pressure Location			
Pulse Oximetry	98	98	98
O2 Delivery			
Oxygen Flow Rate			
FI02			
Sepsis Action Taken by Nursing			

Temperature	11/26/22 00:46	11/26/22 01:00	11/26/22 01:01
Temperature Source			
Pulse Rate	94	94	94
Pulse Rhythm [Bilateral Dorsalis Pedis]			
Pulse Rhythm [Bilateral Radial]			
Pulse Strength [Bilateral Dorsalis Pedis]			
Pulse Strength [Bilateral Radial]			
Respiratory Rate	0 L	16	16
Respiratory Effort			
Respiratory Depth			
Respiratory Pattern			
Blood Pressure		116/54 L	
Blood Pressure Mean		68	
Blood Pressure Location			
Pulse Oximetry	98	98	98
O2 Delivery			

Lyons, Kathleen A

Facility: Queen of the Valley Hospital **Location:** Q 1 Intensive Care Unit
 61 F 07/13/1961 **Med Rec Num:** MR01483046

Room-Bed: QI007-A
Visit: QH0054940416

Vital Signs - Continued

Oxygen Flow Rate			
FI02			
Sepsis Action Taken by Nursing			

Temperature	11/26/22 01:15	11/26/22 01:16	11/26/22 01:30
Temperature Source			
Pulse Rate	93	93	93
Pulse Rhythm [Bilateral Dorsalis Pedis]			
Pulse Rhythm [Bilateral Radial]			
Pulse Strength [Bilateral Dorsalis Pedis]			
Pulse Strength [Bilateral Radial]			
Respiratory Rate	16	16	16
Respiratory Effort			
Respiratory Depth			
Respiratory Pattern			
Blood Pressure	116/57 L		115/57 L
Blood Pressure Mean	70		70
Blood Pressure Location			
Pulse Oximetry	98	98	98
O2 Delivery			
Oxygen Flow Rate			
FI02			
Sepsis Action Taken by Nursing			

Temperature	11/26/22 01:31	11/26/22 01:45	11/26/22 01:46
Temperature Source			
Pulse Rate	92	92	92
Pulse Rhythm [Bilateral Dorsalis Pedis]			
Pulse Rhythm [Bilateral Radial]			
Pulse Strength [Bilateral Dorsalis Pedis]			
Pulse Strength [Bilateral Radial]			

Lyons, Kathleen A

Facility: Queen of the Valley Hospital
 61 F 07/13/1961
Location: Q 1 Intensive Care Unit
Med Rec Num: MR01483046

Room-Bed: QI007-A
Visit: QH0054940416

Vital Signs - Continued

Respiratory Rate	16	16	16
Respiratory Effort			
Respiratory Depth			
Respiratory Pattern			
Blood Pressure		116/55 L	
Blood Pressure Mean		69	
Blood Pressure Location			
Pulse Oximetry	98	98	98
O2 Delivery			
Oxygen Flow Rate			
FI02			
Sepsis Action Taken by Nursing			

Temperature	11/26/22 02:00	11/26/22 02:01	11/26/22 02:15
Temperature Source			
Pulse Rate	91	92	91
Pulse Rhythm [Bilateral Dorsalis Pedis]			
Pulse Rhythm [Bilateral Radial]			
Pulse Strength [Bilateral Dorsalis Pedis]			
Pulse Strength [Bilateral Radial]			
Respiratory Rate	16	17	16
Respiratory Effort			
Respiratory Depth			
Respiratory Pattern			
Blood Pressure	117/57 L		116/59 L
Blood Pressure Mean	69		71
Blood Pressure Location			
Pulse Oximetry	98	98	98
O2 Delivery			
Oxygen Flow Rate			
FI02			
Sepsis Action Taken by Nursing			

Lyons, Kathleen A

Facility: Queen of the Valley Hospital **Location:** Q 1 Intensive Care Unit
 61 F 07/13/1961 **Med Rec Num:** MR01483046

Room-Bed: QI007-A
Visit: QH0054940416

Vital Signs - Continued

	11/26/22 02:16	11/26/22 02:30	11/26/22 02:31
Temperature			
Temperature Source			
Pulse Rate	91	90	90
Pulse Rhythm [Bilateral Dorsalis Pedis]			
Pulse Rhythm [Bilateral Radial]			
Pulse Strength [Bilateral Dorsalis Pedis]			
Pulse Strength [Bilateral Radial]			
Respiratory Rate	16	16	16
Respiratory Effort			
Respiratory Depth			
Respiratory Pattern			
Blood Pressure		115/54 L	
Blood Pressure Mean		68	
Blood Pressure Location			
Pulse Oximetry	98	98	98
O2 Delivery			
Oxygen Flow Rate			
FI02			
Sepsis Action Taken by Nursing			
Temperature	11/26/22 02:45	11/26/22 02:46	11/26/22 03:00
Temperature Source			
Pulse Rate	89	89	88
Pulse Rhythm [Bilateral Dorsalis Pedis]			
Pulse Rhythm [Bilateral Radial]			
Pulse Strength [Bilateral Dorsalis Pedis]			
Pulse Strength [Bilateral Radial]			
Respiratory Rate	16	16	16
Respiratory Effort			
Respiratory Depth			
Respiratory Pattern			

Lyons, Kathleen A

Facility: Queen of the Valley Hospital **Location:** Q 1 Intensive Care Unit
 61 F 07/13/1961 **Med Rec Num:** MR01483046

Room-Bed: QI007-A
Visit: QH0054940416

Vital Signs - Continued

Blood Pressure	107/53 L		110/55 L
Blood Pressure Mean	65		67
Blood Pressure Location			
Pulse Oximetry	98	98	98
O2 Delivery			
Oxygen Flow Rate			
FI02			
Sepsis Action Taken by Nursing			

Temperature	11/26/22 03:01	11/26/22 03:00	11/26/22 04:00
Temperature Source			Tympanic
Pulse Rate	88	88	
Pulse Rhythm [Bilateral Dorsalis Pedis]			
Pulse Rhythm [Bilateral Radial]			
Pulse Strength [Bilateral Dorsalis Pedis]			
Pulse Strength [Bilateral Radial]			
Respiratory Rate	16	16	
Respiratory Effort			
Respiratory Depth			
Respiratory Pattern			
Blood Pressure		110/55 L	
Blood Pressure Mean			
Blood Pressure Location			
Pulse Oximetry	98	98	
O2 Delivery			
Oxygen Flow Rate			
FI02		35	
Sepsis Action Taken by Nursing			

Temperature	11/26/22 04:00	11/26/22 04:00	11/26/22 04:00
Temperature Source			

Lyons, Kathleen A

Facility: Queen of the Valley Hospital **Location:** Q 1 Intensive Care Unit
 61 F 07/13/1961 **Med Rec Num:** MR01483046

Room-Bed: QI007-A
Visit: QH0054940416

Vital Signs - Continued

Pulse Rate	86		
Pulse Rhythm [Bilateral Dorsalis Pedis]		Regular	
Pulse Rhythm [Bilateral Radial]		Regular	
Pulse Strength [Bilateral Dorsalis Pedis]		Normal	
Pulse Strength [Bilateral Radial]		Normal	
Respiratory Rate			
Respiratory Effort		Mechanically Ventilated	
Respiratory Depth		Normal	
Respiratory Pattern		Normal	
Blood Pressure			
Blood Pressure Mean			
Blood Pressure Location			
Pulse Oximetry			
O2 Delivery			
Oxygen Flow Rate			
FI02			35
Sepsis Action Taken by Nursing			

Temperature	11/26/22 03:15	11/26/22 03:16	11/26/22 03:30
Temperature Source			
Pulse Rate	88	88	88
Pulse Rhythm [Bilateral Dorsalis Pedis]			
Pulse Rhythm [Bilateral Radial]			
Pulse Strength [Bilateral Dorsalis Pedis]			
Pulse Strength [Bilateral Radial]			
Respiratory Rate	16	16	16
Respiratory Effort			
Respiratory Depth			
Respiratory Pattern			
Blood Pressure	114/59 L		118/60
Blood Pressure Mean	70		73
Blood Pressure Location			
Pulse Oximetry	98	98	98

Lyons, Kathleen A

Facility: Queen of the Valley Hospital **Location:** Q 1 Intensive Care Unit
 61 F 07/13/1961 **Med Rec Num:** MR01483046

Room-Bed: QI007-A
Visit: QH0054940416

Vital Signs - Continued

O2 Delivery			
Oxygen Flow Rate			
FI02			
Sepsis Action Taken by Nursing			

Temperature	11/26/22 03:31	11/26/22 03:45	11/26/22 03:46
Temperature Source			
Pulse Rate	88	88	88
Pulse Rhythm [Bilateral Dorsalis Pedis]			
Pulse Rhythm [Bilateral Radial]			
Pulse Strength [Bilateral Dorsalis Pedis]			
Pulse Strength [Bilateral Radial]			
Respiratory Rate	16	16	16
Respiratory Effort			
Respiratory Depth			
Respiratory Pattern			
Blood Pressure		119/61	
Blood Pressure Mean		74	
Blood Pressure Location			
Pulse Oximetry	98	98	98
O2 Delivery			
Oxygen Flow Rate			
FI02			
Sepsis Action Taken by Nursing			

Temperature	11/26/22 04:00	11/26/22 04:01	11/26/22 04:15
Temperature Source			
Pulse Rate	87	87	88
Pulse Rhythm [Bilateral Dorsalis Pedis]			
Pulse Rhythm [Bilateral Radial]			
Pulse Strength [Bilateral Dorsalis Pedis]			

Lyons, Kathleen A

Facility: Queen of the Valley Hospital **Location:** Q 1 Intensive Care Unit
 61 F 07/13/1961 **Med Rec Num:** MR01483046

Room-Bed: QI007-A
Visit: QH0054940416

Vital Signs - Continued

Pulse Strength [Bilateral Radial]			
Respiratory Rate	16	16	16
Respiratory Effort			
Respiratory Depth			
Respiratory Pattern			
Blood Pressure	123/63 H		105/56 L
Blood Pressure Mean	76		67
Blood Pressure Location			
Pulse Oximetry	99	98	98
O2 Delivery			
Oxygen Flow Rate			
FIO2			
Sepsis Action Taken by Nursing			

Temperature	11/26/22 04:16	11/26/22 04:30	11/26/22 04:31
Temperature Source			
Pulse Rate	88	86	86
Pulse Rhythm [Bilateral Dorsalis Pedis]			
Pulse Rhythm [Bilateral Radial]			
Pulse Strength [Bilateral Dorsalis Pedis]			
Pulse Strength [Bilateral Radial]			
Respiratory Rate	15	16	16
Respiratory Effort			
Respiratory Depth			
Respiratory Pattern			
Blood Pressure		99/49 L	
Blood Pressure Mean		59	
Blood Pressure Location			
Pulse Oximetry	98	97	97
O2 Delivery			
Oxygen Flow Rate			
FIO2			
Sepsis Action Taken by Nursing			

Lyons, Kathleen A

Facility: Queen of the Valley Hospital **Location:** Q 1 Intensive Care Unit
 61 F 07/13/1961 **Med Rec Num:** MR01483046

Room-Bed: QI007-A
Visit: QH0054940416

Vital Signs - Continued

	11/26/22 04:45	11/26/22 04:46	11/26/22 05:00
Temperature			
Temperature Source			
Pulse Rate	86	86	86
Pulse Rhythm [Bilateral Dorsalis Pedis]			
Pulse Rhythm [Bilateral Radial]			
Pulse Strength [Bilateral Dorsalis Pedis]			
Pulse Strength [Bilateral Radial]			
Respiratory Rate	16	16	16
Respiratory Effort			
Respiratory Depth			
Respiratory Pattern			
Blood Pressure	101/49 L		105/50 L
Blood Pressure Mean	60		63
Blood Pressure Location			
Pulse Oximetry	98	98	98
O2 Delivery			
Oxygen Flow Rate			
FI02			
Sepsis Action Taken by Nursing			
Temperature	11/26/22 05:01	11/26/22 05:15	11/26/22 05:16
Temperature Source			
Pulse Rate	85	83	85
Pulse Rhythm [Bilateral Dorsalis Pedis]			
Pulse Rhythm [Bilateral Radial]			
Pulse Strength [Bilateral Dorsalis Pedis]			
Pulse Strength [Bilateral Radial]			
Respiratory Rate	14	16	16
Respiratory Effort			
Respiratory Depth			
Respiratory Pattern			

Lyons, Kathleen A

Facility: Queen of the Valley Hospital **Location:** Q 1 Intensive Care Unit
 61 F 07/13/1961 **Med Rec Num:** MR01483046

Room-Bed: QI007-A
Visit: QH0054940416

Vital Signs - Continued

Blood Pressure		108/51 L	
Blood Pressure Mean		64	
Blood Pressure Location			
Pulse Oximetry	98	98	98
O2 Delivery			
Oxygen Flow Rate			
FI02			
Sepsis Action Taken by Nursing			

Temperature	11/26/22 05:30	11/26/22 05:31	11/26/22 05:45
Temperature Source			
Pulse Rate	85	85	84
Pulse Rhythm [Bilateral Dorsalis Pedis]			
Pulse Rhythm [Bilateral Radial]			
Pulse Strength [Bilateral Dorsalis Pedis]			
Pulse Strength [Bilateral Radial]			
Respiratory Rate	16	16	17
Respiratory Effort			
Respiratory Depth			
Respiratory Pattern			
Blood Pressure	110/51 L		112/54 L
Blood Pressure Mean	65		67
Blood Pressure Location			
Pulse Oximetry	98	98	98
O2 Delivery			
Oxygen Flow Rate			
FI02			
Sepsis Action Taken by Nursing			

Temperature	11/26/22 05:46	11/26/22 06:00	11/26/22 06:01
Temperature Source			

Lyons, Kathleen A

Facility: Queen of the Valley Hospital **Location:** Q 1 Intensive Care Unit
 61 F 07/13/1961 **Med Rec Num:** MR01483046

Room-Bed: QI007-A
Visit: QH0054940416

Vital Signs - Continued

Pulse Rate	84	83	83
Pulse Rhythm [Bilateral Dorsalis Pedis]			
Pulse Rhythm [Bilateral Radial]			
Pulse Strength [Bilateral Dorsalis Pedis]			
Pulse Strength [Bilateral Radial]			
Respiratory Rate	17	16	17
Respiratory Effort			
Respiratory Depth			
Respiratory Pattern			
Blood Pressure		112/55 L	
Blood Pressure Mean		67	
Blood Pressure Location			
Pulse Oximetry	98	98	98
O2 Delivery			
Oxygen Flow Rate			
FI02			
Sepsis Action Taken by Nursing			

Temperature	11/26/22 06:15	11/26/22 06:16	11/26/22 06:18
Temperature Source			
Pulse Rate	77	79	80
Pulse Rhythm [Bilateral Dorsalis Pedis]			
Pulse Rhythm [Bilateral Radial]			
Pulse Strength [Bilateral Dorsalis Pedis]			
Pulse Strength [Bilateral Radial]			
Respiratory Rate	16	16	16
Respiratory Effort			
Respiratory Depth			
Respiratory Pattern			
Blood Pressure	72/33 L		110/58 L
Blood Pressure Mean	39		70
Blood Pressure Location			
Pulse Oximetry	97	97	98
O2 Delivery			

Lyons, Kathleen A

Facility: Queen of the Valley Hospital **Location:** Q 1 Intensive Care Unit
 61 F 07/13/1961 **Med Rec Num:** MR01483046

Room-Bed: QI007-A
Visit: QH0054940416

Vital Signs - Continued

Oxygen Flow Rate			
FI02			
Sepsis Action Taken by Nursing			

Temperature	11/26/22 06:30	11/26/22 06:31	11/26/22 07:20
Temperature Source			
Pulse Rate	83	83	80
Pulse Rhythm [Bilateral Dorsalis Pedis]			
Pulse Rhythm [Bilateral Radial]			
Pulse Strength [Bilateral Dorsalis Pedis]			
Pulse Strength [Bilateral Radial]			
Respiratory Rate	16	16	16
Respiratory Effort			
Respiratory Depth			
Respiratory Pattern			
Blood Pressure	126/63 H		109/53 L
Blood Pressure Mean	77		
Blood Pressure Location			
Pulse Oximetry	98	98	99
O2 Delivery			
Oxygen Flow Rate			
FI02			35
Sepsis Action Taken by Nursing			

Temperature	11/26/22 08:00	11/26/22 08:00	11/26/22 06:45
Temperature Source			
Pulse Rate		79	82
Pulse Rhythm [Bilateral Dorsalis Pedis]			
Pulse Rhythm [Bilateral Radial]			
Pulse Strength [Bilateral Dorsalis Pedis]			
Pulse Strength [Bilateral Radial]			

Lyons, Kathleen A

Facility: Queen of the Valley Hospital
 61 F 07/13/1961
Location: Q 1 Intensive Care Unit
Med Rec Num: MR01483046

Room-Bed: QI007-A
Visit: QH0054940416

Vital Signs - Continued

Respiratory Rate			16
Respiratory Effort			
Respiratory Depth			
Respiratory Pattern			
Blood Pressure			114/54 L
Blood Pressure Mean			67
Blood Pressure Location			
Pulse Oximetry			98
O2 Delivery			
Oxygen Flow Rate			
FI02		35	
Sepsis Action Taken by Nursing			

Temperature	11/26/22 07:00	11/26/22 07:15	11/26/22 07:30
Temperature Source			
Pulse Rate	81	80	80
Pulse Rhythm [Bilateral Dorsalis Pedis]			
Pulse Rhythm [Bilateral Radial]			
Pulse Strength [Bilateral Dorsalis Pedis]			
Pulse Strength [Bilateral Radial]			
Respiratory Rate	16	16	16
Respiratory Effort			
Respiratory Depth			
Respiratory Pattern			
Blood Pressure	112/57 L	109/53 L	116/56 L
Blood Pressure Mean	69	65	69
Blood Pressure Location			
Pulse Oximetry	98	98	98
O2 Delivery			
Oxygen Flow Rate			
FI02			
Sepsis Action Taken by Nursing			

Lyons, Kathleen A

Facility: Queen of the Valley Hospital **Location:** Q 1 Intensive Care Unit
 61 F 07/13/1961 **Med Rec Num:** MR01483046

Room-Bed: QI007-A
Visit: QH0054940416

Vital Signs - Continued

Temperature	11/26/22 07:45	11/26/22 08:00	11/26/22 08:15
Temperature Source		Temporal Artery Scan	
Pulse Rate	79	79	78
Pulse Rhythm [Bilateral Dorsalis Pedis]			
Pulse Rhythm [Bilateral Radial]			
Pulse Strength [Bilateral Dorsalis Pedis]			
Pulse Strength [Bilateral Radial]			
Respiratory Rate	16	16	16
Respiratory Effort			
Respiratory Depth			
Respiratory Pattern			
Blood Pressure	108/52 L	107/51 L	104/49 L
Blood Pressure Mean	65	63	62
Blood Pressure Location			
Pulse Oximetry	98	98	98
O2 Delivery			
Oxygen Flow Rate			
FIO2			
Sepsis Action Taken by Nursing			

Temperature	11/26/22 08:30	11/26/22 08:45	11/26/22 08:00
Temperature Source			
Pulse Rate	79	78	
Pulse Rhythm [Bilateral Dorsalis Pedis]		Regular	
Pulse Rhythm [Bilateral Radial]		Regular	
Pulse Strength [Bilateral Dorsalis Pedis]		Normal	
Pulse Strength [Bilateral Radial]		Normal	
Respiratory Rate	16	16	
Respiratory Effort			Mechanically Ventilated

Lyons, Kathleen A

Facility: Queen of the Valley Hospital **Location:** Q 1 Intensive Care Unit
 61 F 07/13/1961 **Med Rec Num:** MR01483046

Room-Bed: QI007-A
Visit: QH0054940416

Vital Signs - Continued

Respiratory Depth			Normal
Respiratory Pattern			Normal
Blood Pressure	110/55 L	110/53 L	
Blood Pressure Mean	67	66	
Blood Pressure Location			
Pulse Oximetry	98	98	
O2 Delivery			
Oxygen Flow Rate			
FI02			
Sepsis Action Taken by Nursing			

Temperature		11/26/22 08:00	11/26/22 09:00	11/26/22 09:15
Temperature Source				
Pulse Rate			79	80
Pulse Rhythm [Bilateral Dorsalis Pedis]				
Pulse Rhythm [Bilateral Radial]				
Pulse Strength [Bilateral Dorsalis Pedis]				
Pulse Strength [Bilateral Radial]			16	16
Respiratory Rate				
Respiratory Effort				
Respiratory Depth				
Respiratory Pattern				
Blood Pressure			111/55 L	109/49 L
Blood Pressure Mean			67	62
Blood Pressure Location				
Pulse Oximetry			98	97
O2 Delivery				
Oxygen Flow Rate				
FI02				
Sepsis Action Taken by Nursing		MD Previously Notified		

Lyons Kathleen A

Facility: Queen of the Valley Hospital
 61 F 07/13/1961
Location: Q 1 Intensive Care Unit
Med Rec Num: MR01483046

Room-Bed: QI007-A
Visit: QH0054940416

Vital Signs - Continued

Temperature	11/26/22 09:30	11/26/22 09:45	11/26/22 10:00
Temperature Source			
Pulse Rate	80	81	82
Pulse Rhythm [Bilateral Dorsalis Pedis]			
Pulse Rhythm [Bilateral Radial]			
Pulse Strength [Bilateral Dorsalis Pedis]			
Pulse Strength [Bilateral Radial]			
Respiratory Rate	16	16	16
Respiratory Effort			
Respiratory Depth			
Respiratory Pattern			
Blood Pressure	99/49 L	99/48 L	100/48 L
Blood Pressure Mean	59	65	65
Blood Pressure Location			
Pulse Oximetry	97	97	97
O2 Delivery			
Oxygen Flow Rate			
FI02			
Sepsis Action Taken by Nursing			

Temperature	11/26/22 10:15	11/26/22 10:35	11/26/22 12:00
Temperature Source			
Pulse Rate	82	83	
Pulse Rhythm [Bilateral Dorsalis Pedis]			
Pulse Rhythm [Bilateral Radial]			
Pulse Strength [Bilateral Dorsalis Pedis]			
Pulse Strength [Bilateral Radial]			
Respiratory Rate	16	16	
Respiratory Effort			
Respiratory Depth			
Respiratory Pattern			

Lyons, Kathleen A

Facility: Queen of the Valley Hospital **Location:** Q 1 Intensive Care Unit
 61 F 07/13/1961 **Med Rec Num:** MR01483046

Room-Bed: QI007-A
Visit: QH0054940416

Vital Signs - Continued

Blood Pressure	103/49 L	103/50 L	
Blood Pressure Mean	67		
Blood Pressure Location			
Pulse Oximetry	97	97	
O2 Delivery			
Oxygen Flow Rate			
FI02		35	35
Sepsis Action Taken by Nursing			

Temperature	11/26/22 12:00	11/26/22 10:30	11/26/22 10:45
Temperature Source			
Pulse Rate		83	83
Pulse Rhythm [Bilateral Dorsalis Pedis]	Regular		
Pulse Rhythm [Bilateral Radial]	Regular		
Pulse Strength [Bilateral Dorsalis Pedis]	Normal		
Pulse Strength [Bilateral Radial]	Normal		
Respiratory Rate		16	16
Respiratory Effort	Mechanically Ventilated		
Respiratory Depth	Normal		
Respiratory Pattern	Normal		
Blood Pressure		103/50 L	96/44 L
Blood Pressure Mean		67	61
Blood Pressure Location			
Pulse Oximetry		97	98
O2 Delivery			
Oxygen Flow Rate			
FI02			
Sepsis Action Taken by Nursing			

Temperature	11/26/22 11:00	11/26/22 11:15	11/26/22 11:30
-------------	-------------------	-------------------	-------------------

Lyons, Kathleen A

Facility: Queen of the Valley Hospital **Location:** Q 1 Intensive Care Unit
 61 F 07/13/1961 **Med Rec Num:** MR01483046

Room-Bed: QI007-A
Visit: QH0054940416

Vital Signs - Continued

Temperature Source				
Pulse Rate	85	84	85	
Pulse Rhythm [Bilateral Dorsalis Pedis]				
Pulse Rhythm [Bilateral Radial]				
Pulse Strength [Bilateral Dorsalis Pedis]				
Pulse Strength [Bilateral Radial]				
Respiratory Rate	16	16	16	
Respiratory Effort				
Respiratory Depth				
Respiratory Pattern				
Blood Pressure	96/45 L	95/45 L	98/47 L	
Blood Pressure Mean	62	61	64	
Blood Pressure Location				
Pulse Oximetry	98	97	98	
O2 Delivery				
Oxygen Flow Rate				
FI02				
Sepsis Action Taken by Nursing				

Temperature	11/26/22 11:45	11/26/22 12:00 98.1 F	11/26/22 12:15
Temperature Source		Temporal Artery Scan	
Pulse Rate	88	88	87
Pulse Rhythm [Bilateral Dorsalis Pedis]			
Pulse Rhythm [Bilateral Radial]			
Pulse Strength [Bilateral Dorsalis Pedis]			
Pulse Strength [Bilateral Radial]			
Respiratory Rate	16	16	16
Respiratory Effort			
Respiratory Depth			
Respiratory Pattern			
Blood Pressure	103/51 L	100/55 L	99/47 L
Blood Pressure Mean	68	70	64
Blood Pressure Location			

Lyons, Kathleen A

Facility: Queen of the Valley Hospital **Location:** Q 1 Intensive Care Unit
 61 F 07/13/1961 **Med Rec Num:** MR01483046

Room-Bed: QI007-A
Visit: QH0054940416

Vital Signs - Continued

Pulse Oximetry	98	97	97
O2 Delivery			
Oxygen Flow Rate			
FI02			
Sepsis Action Taken by Nursing			

Temperature	11/26/22 12:30	11/26/22 12:45	11/26/22 13:00
Temperature Source			
Pulse Rate	88	88	89
Pulse Rhythm [Bilateral Dorsalis Pedis]			
Pulse Rhythm [Bilateral Radial]			
Pulse Strength [Bilateral Dorsalis Pedis]			
Pulse Strength [Bilateral Radial]			
Respiratory Rate	16	16	16
Respiratory Effort			
Respiratory Depth			
Respiratory Pattern			
Blood Pressure	95/45 L	99/47 L	100/46 L
Blood Pressure Mean	61	64	64
Blood Pressure Location			
Pulse Oximetry	97	97	97
O2 Delivery			
Oxygen Flow Rate			
FI02			
Sepsis Action Taken by Nursing			

Temperature	11/26/22 13:15	11/26/22 13:30	11/26/22 13:45
Temperature Source			
Pulse Rate	89	89	88
Pulse Rhythm [Bilateral Dorsalis Pedis]			
Pulse Rhythm [Bilateral Radial]			

Lyons, Kathleen A

Facility: Queen of the Valley Hospital **Location:** Q 1 Intensive Care Unit
 61 F 07/13/1961 **Med Rec Num:** MR01483046

Room-Bed: QI007-A
Visit: QH0054940416

Vital Signs - Continued

Pulse Strength [Bilateral Dorsalis Pedis]			
Pulse Strength [Bilateral Radial]			
Respiratory Rate	16	16	16
Respiratory Effort			
Respiratory Depth			
Respiratory Pattern			
Blood Pressure	104/46 L	105/46 L	97/44 L
Blood Pressure Mean	65	65	61
Blood Pressure Location			
Pulse Oximetry	97	97	97
O2 Delivery			
Oxygen Flow Rate			
FI02			
Sepsis Action Taken by Nursing			

Temperature	11/26/22 14:00	11/26/22 12:00	11/26/22 14:50
Temperature Source			
Pulse Rate	88	88	90
Pulse Rhythm [Bilateral Dorsalis Pedis]			
Pulse Rhythm [Bilateral Radial]			
Pulse Strength [Bilateral Dorsalis Pedis]			
Pulse Strength [Bilateral Radial]			
Respiratory Rate	16		16
Respiratory Effort			
Respiratory Depth			
Respiratory Pattern			
Blood Pressure	100/47 L		81/34 L
Blood Pressure Mean	64		
Blood Pressure Location			
Pulse Oximetry	97		97
O2 Delivery			
Oxygen Flow Rate			
FI02			35
Sepsis Action Taken by Nursing			

Lyons, Kathleen A

Facility: Queen of the Valley Hospital **Location:** Q 1 Intensive Care Unit
 61 F 07/13/1961 **Med Rec Num:** MR01483046

Room-Bed: QI007-A
Visit: QH0054940416

Vital Signs - Continued

Temperature	11/26/22 14:15	11/26/22 14:30	11/26/22 14:45
Temperature Source			
Pulse Rate	97	86	89
Pulse Rhythm [Bilateral Dorsalis Pedis]			
Pulse Rhythm [Bilateral Radial]			
Pulse Strength [Bilateral Dorsalis Pedis]			
Pulse Strength [Bilateral Radial]			
Respiratory Rate	19	16	16
Respiratory Effort			
Respiratory Depth			
Respiratory Pattern			
Blood Pressure	128/49 H	81/34 L	111/48 L
Blood Pressure Mean	75	49	69
Blood Pressure Location			
Pulse Oximetry	98	97	97
O2 Delivery			
Oxygen Flow Rate			
FI02			
Sepsis Action Taken by Nursing			
Temperature	11/26/22 15:00	11/26/22 15:15	11/26/22 16:00
Temperature Source			
Pulse Rate	88	87	
Pulse Rhythm [Bilateral Dorsalis Pedis]			
Pulse Rhythm [Bilateral Radial]			
Pulse Strength [Bilateral Dorsalis Pedis]			
Pulse Strength [Bilateral Radial]			
Respiratory Rate	16	16	
Respiratory Effort			
Respiratory Depth			
Respiratory Pattern			

Lyons, Kathleen A

Facility: Queen of the Valley Hospital **Location:** Q 1 Intensive Care Unit
 61 F 07/13/1961 **Med Rec Num:** MR01483046

Room-Bed: QI007-A
Visit: QH0054940416

Vital Signs - Continued

Blood Pressure	104/45 L	104/47 L	
Blood Pressure Mean	64	66	
Blood Pressure Location			
Pulse Oximetry	98	98	
O2 Delivery			
Oxygen Flow Rate			
FI02			35
Sepsis Action Taken by Nursing			

Temperature	11/26/22 16:00	11/26/22 15:30	11/26/22 15:45
Temperature Source			
Pulse Rate		87	86
Pulse Rhythm [Bilateral Dorsalis Pedis]		Regular	
Pulse Rhythm [Bilateral Radial]		Regular	
Pulse Strength [Bilateral Dorsalis Pedis]		Normal	
Pulse Strength [Bilateral Radial]		Normal	
Respiratory Rate		16	16
Respiratory Effort		Mechanically Ventilated	
Respiratory Depth		Normal	
Respiratory Pattern		Normal	
Blood Pressure		105/48 L	107/51 L
Blood Pressure Mean		67	69
Blood Pressure Location			
Pulse Oximetry		98	98
O2 Delivery			
Oxygen Flow Rate			
FI02			
Sepsis Action Taken by Nursing			

Temperature	11/26/22 16:00	11/26/22 16:15	11/26/22 16:30
-------------	-------------------	-------------------	-------------------

Lyons, Kathleen A

Facility: Queen of the Valley Hospital **Location:** Q 1 Intensive Care Unit
 61 F 07/13/1961 **Med Rec Num:** MR01483046

Room-Bed: QI007-A
Visit: QH0054940416

Vital Signs - Continued

Temperature Source			
Pulse Rate	86	86	83
Pulse Rhythm [Bilateral Dorsalis Pedis]			
Pulse Rhythm [Bilateral Radial]			
Pulse Strength [Bilateral Dorsalis Pedis]			
Pulse Strength [Bilateral Radial]			
Respiratory Rate	16	16	16
Respiratory Effort			
Respiratory Depth			
Respiratory Pattern			
Blood Pressure	112/52 L	113/53 L	93/40 L
Blood Pressure Mean	72	73	57
Blood Pressure Location			
Pulse Oximetry	98	98	98
O2 Delivery			
Oxygen Flow Rate			
FI02			
Sepsis Action Taken by Nursing			

Temperature	11/26/22 16:45	11/26/22 17:00	11/26/22 17:15
Temperature Source			
Pulse Rate	87	89	89
Pulse Rhythm [Bilateral Dorsalis Pedis]			
Pulse Rhythm [Bilateral Radial]			
Pulse Strength [Bilateral Dorsalis Pedis]			
Pulse Strength [Bilateral Radial]			
Respiratory Rate	16	16	16
Respiratory Effort			
Respiratory Depth			
Respiratory Pattern			
Blood Pressure	98/50 L	95/49 L	97/50 L
Blood Pressure Mean	66	64	65
Blood Pressure Location			
Pulse Oximetry	98	97	98

Lyons, Kathleen A

Facility: Queen of the Valley Hospital **Location:** Q 1 Intensive Care Unit
 61 F 07/13/1961 **Med Rec Num:** MR01483046

Room-Bed: QI007-A
Visit: QH0054940416

Vital Signs - Continued

O2 Delivery			
Oxygen Flow Rate			
FI02			
Sepsis Action Taken by Nursing			

Temperature	11/26/22 16:00	11/26/22 17:30	11/26/22 17:45
Temperature Source			
Pulse Rate	85	95	93
Pulse Rhythm [Bilateral Dorsalis Pedis]			
Pulse Rhythm [Bilateral Radial]			
Pulse Strength [Bilateral Dorsalis Pedis]			
Pulse Strength [Bilateral Radial]			
Respiratory Rate		16	16
Respiratory Effort			
Respiratory Depth			
Respiratory Pattern			
Blood Pressure		99/49 L	94/44 L
Blood Pressure Mean		65	60
Blood Pressure Location			
Pulse Oximetry		98	97
O2 Delivery			
Oxygen Flow Rate			
FI02			
Sepsis Action Taken by Nursing			

Temperature	11/26/22 18:00	11/26/22 19:48	11/26/22 20:00
Temperature Source			Tympanic
Pulse Rate	97	93	
Pulse Rhythm [Bilateral Dorsalis Pedis]			
Pulse Rhythm [Bilateral Radial]			
Pulse Strength [Bilateral Dorsalis Pedis]			

Lyons, Kathleen A

Facility: Queen of the Valley Hospital **Location:** Q 1 Intensive Care Unit
 61 F 07/13/1961 **Med Rec Num:** MR01483046

Room-Bed: QI007-A
Visit: QH0054940416

Vital Signs - Continued

Pulse Strength [Bilateral Radial]			
Respiratory Rate	16	16	
Respiratory Effort			
Respiratory Depth			
Respiratory Pattern			
Blood Pressure	108/52 L		
Blood Pressure Mean	70		
Blood Pressure Location			
Pulse Oximetry	98	97	
O2 Delivery			
Oxygen Flow Rate			
FIO2		35	
Sepsis Action Taken by Nursing			

Temperature	11/26/22 20:00	11/26/22 20:00	11/26/22 20:00
Temperature Source			
Pulse Rate	96		
Pulse Rhythm [Bilateral Dorsalis Pedis]		Regular	
Pulse Rhythm [Bilateral Radial]		Regular	
Pulse Strength [Bilateral Dorsalis Pedis]		Normal	
Pulse Strength [Bilateral Radial]		Normal	
Respiratory Rate			
Respiratory Effort		Mechanically Ventilated	
Respiratory Depth		Normal	
Respiratory Pattern		Normal	
Blood Pressure			
Blood Pressure Mean			
Blood Pressure Location			
Pulse Oximetry			
O2 Delivery			
Oxygen Flow Rate			
FIO2			

Lyons, Kathleen A

Facility: Queen of the Valley Hospital **Location:** Q 1 Intensive Care Unit
 61 F 07/13/1961 **Med Rec Num:** MR01483046

Room-Bed: QI007-A
Visit: QH0054940416

Vital Signs - Continued

Sepsis Action Taken by Nursing MD Previously Notified

Temperature	11/26/22 20:00	11/26/22 18:02	11/26/22 18:15
Temperature Source			
Pulse Rate		97	95
Pulse Rhythm [Bilateral Dorsalis Pedis]			
Pulse Rhythm [Bilateral Radial]			
Pulse Strength [Bilateral Dorsalis Pedis]			
Pulse Strength [Bilateral Radial]			
Respiratory Rate		16	16
Respiratory Effort			
Respiratory Depth			
Respiratory Pattern			
Blood Pressure			107/50 L
Blood Pressure Mean			62
Blood Pressure Location			
Pulse Oximetry		97	97
O2 Delivery			
Oxygen Flow Rate			
FIO2		35	
Sepsis Action Taken by Nursing			

Temperature	11/26/22 18:16	11/26/22 18:30	11/26/22 18:31
Temperature Source			
Pulse Rate	95	94	93
Pulse Rhythm [Bilateral Dorsalis Pedis]			
Pulse Rhythm [Bilateral Radial]			
Pulse Strength [Bilateral Dorsalis Pedis]			
Pulse Strength [Bilateral Radial]			
Respiratory Rate	16	16	16

Lyons, Kathleen A

Facility: Queen of the Valley Hospital **Location:** Q 1 Intensive Care Unit
 61 F 07/13/1961 **Med Rec Num:** MR01483046

Room-Bed: QI007-A
Visit: QH0054940416

Vital Signs - Continued

Respiratory Effort			
Respiratory Depth			
Respiratory Pattern			
Blood Pressure		105/49 L	
Blood Pressure Mean		62	
Blood Pressure Location			
Pulse Oximetry	97	97	97
O2 Delivery			
Oxygen Flow Rate			
FI02			
Sepsis Action Taken by Nursing			

Temperature	11/26/22 18:45	11/26/22 18:46	11/26/22 19:00
Temperature Source			
Pulse Rate	94	95	94
Pulse Rhythm [Bilateral Dorsalis Pedis]			
Pulse Rhythm [Bilateral Radial]			
Pulse Strength [Bilateral Dorsalis Pedis]			
Pulse Strength [Bilateral Radial]			
Respiratory Rate	16	16	16
Respiratory Effort			
Respiratory Depth			
Respiratory Pattern			
Blood Pressure	107/52 L		108/50 L
Blood Pressure Mean	63		63
Blood Pressure Location			
Pulse Oximetry	97	97	97
O2 Delivery			
Oxygen Flow Rate			
FI02			
Sepsis Action Taken by Nursing			

Lyons, Kathleen A

Facility: Queen of the Valley Hospital
 61 F 07/13/1961
Location: Q 1 Intensive Care Unit
Med Rec Num: MR01483046

Room-Bed: QI007-A
Visit: QH0054940416

Vital Signs - Continued

Temperature	11/26/22 19:01	11/26/22 19:15	11/26/22 19:16
Temperature Source			
Pulse Rate	93	98	93
Pulse Rhythm [Bilateral Dorsalis Pedis]			
Pulse Rhythm [Bilateral Radial]			
Pulse Strength [Bilateral Dorsalis Pedis]			
Pulse Strength [Bilateral Radial]			
Respiratory Rate	16	16	16
Respiratory Effort			
Respiratory Depth			
Respiratory Pattern			
Blood Pressure		104/50 L	
Blood Pressure Mean		62	
Blood Pressure Location			
Pulse Oximetry	97	97	97
O2 Delivery			
Oxygen Flow Rate			
FI02			
Sepsis Action Taken by Nursing			
Temperature	11/26/22 19:30	11/26/22 19:31	11/26/22 19:45
Temperature Source			
Pulse Rate	96	94	96
Pulse Rhythm [Bilateral Dorsalis Pedis]			
Pulse Rhythm [Bilateral Radial]			
Pulse Strength [Bilateral Dorsalis Pedis]			
Pulse Strength [Bilateral Radial]			
Respiratory Rate	16	16	16
Respiratory Effort			
Respiratory Depth			
Respiratory Pattern			

Lyons, Kathleen A

Facility: Queen of the Valley Hospital **Location:** Q 1 Intensive Care Unit
 61 F 07/13/1961 **Med Rec Num:** MR01483046

Room-Bed: QI007-A
Visit: QH0054940416

Vital Signs - Continued

Blood Pressure	100/51 L		103/51 L
Blood Pressure Mean	61		63
Blood Pressure Location			
Pulse Oximetry	97	97	97
O2 Delivery			
Oxygen Flow Rate			
FI02			
Sepsis Action Taken by Nursing			

Temperature	11/26/22 19:46	11/26/22 20:00	11/26/22 20:01
Temperature Source			
Pulse Rate	95	94	94
Pulse Rhythm [Bilateral Dorsalis Pedis]			
Pulse Rhythm [Bilateral Radial]			
Pulse Strength [Bilateral Dorsalis Pedis]			
Pulse Strength [Bilateral Radial]			
Respiratory Rate	17	16	16
Respiratory Effort			
Respiratory Depth			
Respiratory Pattern			
Blood Pressure		103/47 L	
Blood Pressure Mean		59	
Blood Pressure Location			
Pulse Oximetry	97	97	97
O2 Delivery			
Oxygen Flow Rate			
FI02			
Sepsis Action Taken by Nursing			

Temperature	11/26/22 20:15	11/26/22 20:16	11/26/22 20:30
Temperature Source			

Lyons, Kathleen A

Facility: Queen of the Valley Hospital **Location:** Q 1 Intensive Care Unit
 61 F 07/13/1961 **Med Rec Num:** MR01483046

Room-Bed: QI007-A
Visit: QH0054940416

Vital Signs - Continued

Pulse Rate	95	96	95
Pulse Rhythm [Bilateral Dorsalis Pedis]			
Pulse Rhythm [Bilateral Radial]			
Pulse Strength [Bilateral Dorsalis Pedis]			
Pulse Strength [Bilateral Radial]			
Respiratory Rate	16	16	16
Respiratory Effort			
Respiratory Depth			
Respiratory Pattern			
Blood Pressure	109/53 L		111/53 L
Blood Pressure Mean	65		65
Blood Pressure Location			
Pulse Oximetry	97	97	97
O2 Delivery			
Oxygen Flow Rate			
FI02			
Sepsis Action Taken by Nursing			

Temperature	11/26/22 20:31	11/26/22 20:45	11/26/22 20:46
Temperature Source			
Pulse Rate	95	94	93
Pulse Rhythm [Bilateral Dorsalis Pedis]			
Pulse Rhythm [Bilateral Radial]			
Pulse Strength [Bilateral Dorsalis Pedis]			
Pulse Strength [Bilateral Radial]			
Respiratory Rate	16	16	16
Respiratory Effort			
Respiratory Depth			
Respiratory Pattern			
Blood Pressure		106/47 L	
Blood Pressure Mean		60	
Blood Pressure Location			
Pulse Oximetry	97	97	97
O2 Delivery			

Lyons, Kathleen A

Facility: Queen of the Valley Hospital **Location:** Q 1 Intensive Care Unit
 61 F 07/13/1961 **Med Rec Num:** MR01483046

Room-Bed: QI007-A
Visit: QH0054940416

Vital Signs - Continued

Oxygen Flow Rate			
FI02			
Sepsis Action Taken by Nursing			

Temperature	11/26/22 21:00	11/26/22 21:01	11/26/22 21:15
Temperature Source			
Pulse Rate	95	97	95
Pulse Rhythm [Bilateral Dorsalis Pedis]			
Pulse Rhythm [Bilateral Radial]			
Pulse Strength [Bilateral Dorsalis Pedis]			
Pulse Strength [Bilateral Radial]			
Respiratory Rate	16	17	17
Respiratory Effort			
Respiratory Depth			
Respiratory Pattern			
Blood Pressure	108/51 L		110/56 L
Blood Pressure Mean	63		67
Blood Pressure Location			
Pulse Oximetry	97	97	97
O2 Delivery			
Oxygen Flow Rate			
FI02			
Sepsis Action Taken by Nursing			

Temperature	11/26/22 21:16	11/26/22 21:30	11/26/22 21:31
Temperature Source			
Pulse Rate	95	94	95
Pulse Rhythm [Bilateral Dorsalis Pedis]			
Pulse Rhythm [Bilateral Radial]			
Pulse Strength [Bilateral Dorsalis Pedis]			
Pulse Strength [Bilateral Radial]			

Lyons, Kathleen A

Facility: Queen of the Valley Hospital
 61 F 07/13/1961
Location: Q 1 Intensive Care Unit
Med Rec Num: MR01483046

Room-Bed: QI007-A
Visit: QH0054940416

Vital Signs - Continued

Respiratory Rate	17	16	17
Respiratory Effort			
Respiratory Depth			
Respiratory Pattern			
Blood Pressure		114/55 L	
Blood Pressure Mean		68	
Blood Pressure Location			
Pulse Oximetry	97	97	97
O2 Delivery			
Oxygen Flow Rate			
FI02			
Sepsis Action Taken by Nursing			

Temperature	11/26/22 21:45	11/26/22 21:46	11/26/22 22:00
Temperature Source			
Pulse Rate	94	93	96
Pulse Rhythm [Bilateral Dorsalis Pedis]			
Pulse Rhythm [Bilateral Radial]			
Pulse Strength [Bilateral Dorsalis Pedis]			
Pulse Strength [Bilateral Radial]			
Respiratory Rate	16	16	17
Respiratory Effort			
Respiratory Depth			
Respiratory Pattern			
Blood Pressure	107/50 L		115/56 L
Blood Pressure Mean	62		69
Blood Pressure Location			
Pulse Oximetry	97	97	97
O2 Delivery			
Oxygen Flow Rate			
FI02			
Sepsis Action Taken by Nursing			

Lyons, Kathleen A

Facility: Queen of the Valley Hospital **Location:** Q 1 Intensive Care Unit
 61 F 07/13/1961 **Med Rec Num:** MR01483046

Room-Bed: QI007-A
Visit: QH0054940416

Vital Signs - Continued

Temperature	11/26/22 22:01	11/26/22 22:15	11/26/22 22:16
Temperature Source			
Pulse Rate	95	97	98
Pulse Rhythm [Bilateral Dorsalis Pedis]			
Pulse Rhythm [Bilateral Radial]			
Pulse Strength [Bilateral Dorsalis Pedis]			
Pulse Strength [Bilateral Radial]			
Respiratory Rate	17	16	16
Respiratory Effort			
Respiratory Depth			
Respiratory Pattern			
Blood Pressure		127/65 H	
Blood Pressure Mean		79	
Blood Pressure Location			
Pulse Oximetry	97	97	97
O2 Delivery			
Oxygen Flow Rate			
FI02			
Sepsis Action Taken by Nursing			
Temperature	11/26/22 22:30	11/26/22 22:31	11/26/22 23:29
Temperature Source			
Pulse Rate	94	94	93
Pulse Rhythm [Bilateral Dorsalis Pedis]			
Pulse Rhythm [Bilateral Radial]			
Pulse Strength [Bilateral Dorsalis Pedis]			
Pulse Strength [Bilateral Radial]			
Respiratory Rate	16	16	16
Respiratory Effort			
Respiratory Depth			
Respiratory Pattern			

Lyons, Kathleen A

Facility: Queen of the Valley Hospital **Location:** Q 1 Intensive Care Unit
 61 F 07/13/1961 **Med Rec Num:** MR01483046

Room-Bed: QI007-A
Visit: QH0054940416

Vital Signs - Continued

Blood Pressure	122/57 H		
Blood Pressure Mean	70		
Blood Pressure Location			
Pulse Oximetry	98	97	97
O2 Delivery			
Oxygen Flow Rate			
FI02			35
Sepsis Action Taken by Nursing			

Temperature	11/26/22 23:59	11/27/22 00:00	11/27/22 00:00
Temperature Source	Tympanic		
Pulse Rate		94	
Pulse Rhythm [Bilateral Dorsalis Pedis]			Regular
Pulse Rhythm [Bilateral Radial]			Regular
Pulse Strength [Bilateral Dorsalis Pedis]			Normal
Pulse Strength [Bilateral Radial]			Normal
Respiratory Rate			
Respiratory Effort			Mechanically Ventilated
Respiratory Depth			Normal
Respiratory Pattern			Normal
Blood Pressure			
Blood Pressure Mean			
Blood Pressure Location			
Pulse Oximetry			
O2 Delivery			
Oxygen Flow Rate			
FI02			
Sepsis Action Taken by Nursing			

Temperature	11/27/22 00:00	11/26/22 22:45	11/26/22 22:46
-------------	-------------------	-------------------	-------------------

Lyons, Kathleen A

Facility: Queen of the Valley Hospital **Location:** Q 1 Intensive Care Unit
 61 F 07/13/1961 **Med Rec Num:** MR01483046

Room-Bed: QI007-A
Visit: QH0054940416

Vital Signs - Continued

Temperature Source			
Pulse Rate		94	93
Pulse Rhythm [Bilateral Dorsalis Pedis]			
Pulse Rhythm [Bilateral Radial]			
Pulse Strength [Bilateral Dorsalis Pedis]			
Pulse Strength [Bilateral Radial]		16	16
Respiratory Rate			
Respiratory Effort			
Respiratory Depth			
Respiratory Pattern			
Blood Pressure		118/56 L	
Blood Pressure Mean		69	
Blood Pressure Location			
Pulse Oximetry		97	97
O2 Delivery			
Oxygen Flow Rate			
FI02		35	
Sepsis Action Taken by Nursing			

Temperature		11/26/22 23:00	11/26/22 23:01	11/26/22 23:15
Temperature Source				
Pulse Rate		93	92	94
Pulse Rhythm [Bilateral Dorsalis Pedis]				
Pulse Rhythm [Bilateral Radial]				
Pulse Strength [Bilateral Dorsalis Pedis]				
Pulse Strength [Bilateral Radial]		16	16	16
Respiratory Rate				
Respiratory Effort				
Respiratory Depth				
Respiratory Pattern				
Blood Pressure		117/57 L		122/60 H
Blood Pressure Mean		70		73
Blood Pressure Location				
Pulse Oximetry		97	97	97

Lyons, Kathleen A

Facility: Queen of the Valley Hospital **Location:** Q 1 Intensive Care Unit
 61 F 07/13/1961 **Med Rec Num:** MR01483046

Room-Bed: QI007-A
Visit: QH0054940416

Vital Signs - Continued

O2 Delivery			
Oxygen Flow Rate			
FI02			
Sepsis Action Taken by Nursing			

Temperature	11/26/22 23:16	11/26/22 23:30	11/26/22 23:31
Temperature Source			
Pulse Rate	93	92	92
Pulse Rhythm [Bilateral Dorsalis Pedis]			
Pulse Rhythm [Bilateral Radial]			
Pulse Strength [Bilateral Dorsalis Pedis]			
Pulse Strength [Bilateral Radial]			
Respiratory Rate	16	16	16
Respiratory Effort			
Respiratory Depth			
Respiratory Pattern			
Blood Pressure		118/55 L	
Blood Pressure Mean		68	
Blood Pressure Location			
Pulse Oximetry	97	97	97
O2 Delivery			
Oxygen Flow Rate			
FI02			
Sepsis Action Taken by Nursing			

Temperature	11/26/22 23:45	11/26/22 23:46	11/27/22 00:00
Temperature Source			
Pulse Rate	93	92	94
Pulse Rhythm [Bilateral Dorsalis Pedis]			
Pulse Rhythm [Bilateral Radial]			
Pulse Strength [Bilateral Dorsalis Pedis]			

Lyons, Kathleen A

Facility: Queen of the Valley Hospital **Location:** Q 1 Intensive Care Unit
 61 F 07/13/1961 **Med Rec Num:** MR01483046

Room-Bed: QI007-A
Visit: QH0054940416

Vital Signs - Continued

Pulse Strength [Bilateral Radial]			
Respiratory Rate	16	16	16
Respiratory Effort			
Respiratory Depth			
Respiratory Pattern			
Blood Pressure	118/60		122/60 H
Blood Pressure Mean	72		74
Blood Pressure Location			
Pulse Oximetry	96	97	97
O2 Delivery			
Oxygen Flow Rate			
FIO2			
Sepsis Action Taken by Nursing			

Temperature	11/27/22 00:01	11/27/22 00:15	11/27/22 00:16
Temperature Source			
Pulse Rate	93	94	93
Pulse Rhythm [Bilateral Dorsalis Pedis]			
Pulse Rhythm [Bilateral Radial]			
Pulse Strength [Bilateral Dorsalis Pedis]			
Pulse Strength [Bilateral Radial]			
Respiratory Rate	16	17	16
Respiratory Effort			
Respiratory Depth			
Respiratory Pattern			
Blood Pressure		122/60 H	
Blood Pressure Mean		73	
Blood Pressure Location			
Pulse Oximetry	97	97	97
O2 Delivery			
Oxygen Flow Rate			
FIO2			
Sepsis Action Taken by Nursing			

Lyons, Kathleen A

Facility: Queen of the Valley Hospital
 61 F 07/13/1961
Location: Q 1 Intensive Care Unit
Med Rec Num: MR01483046

Room-Bed: QI007-A
Visit: QH0054940416

Vital Signs - Continued

Temperature	11/27/22 00:30	11/27/22 00:31	11/27/22 00:45
Temperature Source			
Pulse Rate	92	94	94
Pulse Rhythm [Bilateral Dorsalis Pedis]			
Pulse Rhythm [Bilateral Radial]			
Pulse Strength [Bilateral Dorsalis Pedis]			
Pulse Strength [Bilateral Radial]			
Respiratory Rate	16	16	17
Respiratory Effort			
Respiratory Depth			
Respiratory Pattern			
Blood Pressure	119/56 L		123/63 H
Blood Pressure Mean	70		76
Blood Pressure Location			
Pulse Oximetry	96	96	96
O2 Delivery			
Oxygen Flow Rate			
FI02			
Sepsis Action Taken by Nursing			
Temperature	11/27/22 00:46	11/27/22 01:00	11/27/22 01:01
Temperature Source			
Pulse Rate	93	93	93
Pulse Rhythm [Bilateral Dorsalis Pedis]			
Pulse Rhythm [Bilateral Radial]			
Pulse Strength [Bilateral Dorsalis Pedis]			
Pulse Strength [Bilateral Radial]			
Respiratory Rate	17	17	16
Respiratory Effort			
Respiratory Depth			
Respiratory Pattern			

Lyons, Kathleen A

Facility: Queen of the Valley Hospital **Location:** Q 1 Intensive Care Unit
 61 F 07/13/1961 **Med Rec Num:** MR01483046

Room-Bed: QI007-A
Visit: QH0054940416

Vital Signs - Continued

Blood Pressure		118/60	
Blood Pressure Mean		71	
Blood Pressure Location			
Pulse Oximetry	96	96	96
O2 Delivery			
Oxygen Flow Rate			
FI02			
Sepsis Action Taken by Nursing			

Temperature	11/27/22 01:15	11/27/22 01:16	11/27/22 01:30
Temperature Source			
Pulse Rate	93	94	93
Pulse Rhythm [Bilateral Dorsalis Pedis]			
Pulse Rhythm [Bilateral Radial]			
Pulse Strength [Bilateral Dorsalis Pedis]			
Pulse Strength [Bilateral Radial]			
Respiratory Rate	18	15	16
Respiratory Effort			
Respiratory Depth			
Respiratory Pattern			
Blood Pressure	120/61		117/55 L
Blood Pressure Mean	73		68
Blood Pressure Location			
Pulse Oximetry	96	97	96
O2 Delivery			
Oxygen Flow Rate			
FI02			
Sepsis Action Taken by Nursing			

Temperature	11/27/22 01:31	11/27/22 01:45	11/27/22 01:46
Temperature Source			

Lyons, Kathleen A

Facility: Queen of the Valley Hospital **Location:** Q 1 Intensive Care Unit
 61 F 07/13/1961 **Med Rec Num:** MR01483046

Room-Bed: QI007-A
Visit: QH0054940416

Vital Signs - Continued

Pulse Rate	92	94	93
Pulse Rhythm [Bilateral Dorsalis Pedis]			
Pulse Rhythm [Bilateral Radial]			
Pulse Strength [Bilateral Dorsalis Pedis]			
Pulse Strength [Bilateral Radial]			
Respiratory Rate	16	15	16
Respiratory Effort			
Respiratory Depth			
Respiratory Pattern			
Blood Pressure		113/64	
Blood Pressure Mean		74	
Blood Pressure Location			
Pulse Oximetry	96	96	96
O2 Delivery			
Oxygen Flow Rate			
FI02			
Sepsis Action Taken by Nursing			

Temperature	11/27/22 02:00	11/27/22 02:01	11/27/22 02:15
Temperature Source			
Pulse Rate	93	92	94
Pulse Rhythm [Bilateral Dorsalis Pedis]			
Pulse Rhythm [Bilateral Radial]			
Pulse Strength [Bilateral Dorsalis Pedis]			
Pulse Strength [Bilateral Radial]			
Respiratory Rate	16	16	16
Respiratory Effort			
Respiratory Depth			
Respiratory Pattern			
Blood Pressure	115/63		122/62 H
Blood Pressure Mean	74		75
Blood Pressure Location			
Pulse Oximetry	96	96	97
O2 Delivery			

Lyons, Kathleen A

Facility: Queen of the Valley Hospital **Location:** Q 1 Intensive Care Unit
 61 F 07/13/1961 **Med Rec Num:** MR01483046

Room-Bed: QI007-A
Visit: QH0054940416

Vital Signs - Continued

Oxygen Flow Rate			
FI02			
Sepsis Action Taken by Nursing			

Temperature	11/27/22 02:16	11/27/22 02:30	11/27/22 02:31
Temperature Source			
Pulse Rate	93	93	92
Pulse Rhythm [Bilateral Dorsalis Pedis]			
Pulse Rhythm [Bilateral Radial]			
Pulse Strength [Bilateral Dorsalis Pedis]			
Pulse Strength [Bilateral Radial]	17	16	16
Respiratory Rate			
Respiratory Effort			
Respiratory Depth			
Respiratory Pattern			
Blood Pressure		118/55 L	
Blood Pressure Mean		68	
Blood Pressure Location			
Pulse Oximetry	97	96	96
O2 Delivery			
Oxygen Flow Rate			
FI02			
Sepsis Action Taken by Nursing			

Temperature	11/27/22 02:45	11/27/22 02:46	11/27/22 03:00
Temperature Source			
Pulse Rate	93	93	93
Pulse Rhythm [Bilateral Dorsalis Pedis]			
Pulse Rhythm [Bilateral Radial]			
Pulse Strength [Bilateral Dorsalis Pedis]			
Pulse Strength [Bilateral Radial]			

Lyons, Kathleen A

Facility: Queen of the Valley Hospital **Location:** Q 1 Intensive Care Unit
 61 F 07/13/1961 **Med Rec Num:** MR01483046

Room-Bed: QI007-A
Visit: QH0054940416

Vital Signs - Continued

Respiratory Rate	17	16	16
Respiratory Effort			
Respiratory Depth			
Respiratory Pattern			
Blood Pressure	116/63		122/61 H
Blood Pressure Mean	74		74
Blood Pressure Location			
Pulse Oximetry	97	97	97
O2 Delivery			
Oxygen Flow Rate			
FIO2			
Sepsis Action Taken by Nursing			

	11/27/22 03:01	11/27/22 03:21	11/27/22 04:00
Temperature			98.3 F
Temperature Source			Tympanic
Pulse Rate	94	95	
Pulse Rhythm [Bilateral Dorsalis Pedis]			
Pulse Rhythm [Bilateral Radial]			
Pulse Strength [Bilateral Dorsalis Pedis]			
Pulse Strength [Bilateral Radial]			
Respiratory Rate	16	17	
Respiratory Effort			
Respiratory Depth			
Respiratory Pattern			
Blood Pressure			
Blood Pressure Mean			
Blood Pressure Location			
Pulse Oximetry	97	97	
O2 Delivery			
Oxygen Flow Rate			
FIO2		35	
Sepsis Action Taken by Nursing			

Lyons, Kathleen A

Facility: Queen of the Valley Hospital **Location:** Q 1 Intensive Care Unit
 61 F 07/13/1961 **Med Rec Num:** MR01483046

Room-Bed: QI007-A
Visit: QH0054940416

Vital Signs - Continued

Temperature	11/27/22 04:00	11/27/22 04:00	11/27/22 04:00
Temperature Source			
Pulse Rate	93		
Pulse Rhythm [Bilateral Dorsalis Pedis]		Regular	
Pulse Rhythm [Bilateral Radial]		Regular	
Pulse Strength [Bilateral Dorsalis Pedis]		Normal	
Pulse Strength [Bilateral Radial]		Normal	
Respiratory Rate			
Respiratory Effort		Mechanically Ventilated	
Respiratory Depth		Normal	
Respiratory Pattern		Normal	
Blood Pressure			
Blood Pressure Mean			
Blood Pressure Location			
Pulse Oximetry			
O2 Delivery			
Oxygen Flow Rate			
FI02			35
Sepsis Action Taken by Nursing			

Temperature	11/27/22 03:15	11/27/22 03:16	11/27/22 03:30
Temperature Source			
Pulse Rate	94	93	93
Pulse Rhythm [Bilateral Dorsalis Pedis]			
Pulse Rhythm [Bilateral Radial]			
Pulse Strength [Bilateral Dorsalis Pedis]			
Pulse Strength [Bilateral Radial]			
Respiratory Rate	17	16	16
Respiratory Effort			
Respiratory Depth			

Lyons, Kathleen A

Facility: Queen of the Valley Hospital **Location:** Q 1 Intensive Care Unit
 61 F 07/13/1961 **Med Rec Num:** MR01483046

Room-Bed: QI007-A
Visit: QH0054940416

Vital Signs - Continued

Respiratory Pattern			
Blood Pressure	123/59 H		114/55 L
Blood Pressure Mean	73		67
Blood Pressure Location			
Pulse Oximetry	97	97	97
O2 Delivery			
Oxygen Flow Rate			
FI02			
Sepsis Action Taken by Nursing			

Temperature	11/27/22 03:31	11/27/22 03:45	11/27/22 03:46
Temperature Source			
Pulse Rate	94	94	94
Pulse Rhythm [Bilateral Dorsalis Pedis]			
Pulse Rhythm [Bilateral Radial]			
Pulse Strength [Bilateral Dorsalis Pedis]			
Pulse Strength [Bilateral Radial]			
Respiratory Rate	16	17	17
Respiratory Effort			
Respiratory Depth			
Respiratory Pattern			
Blood Pressure		122/60 H	
Blood Pressure Mean		74	
Blood Pressure Location			
Pulse Oximetry	97	97	97
O2 Delivery			
Oxygen Flow Rate			
FI02			
Sepsis Action Taken by Nursing			

Temperature	11/27/22 04:00	11/27/22 04:01	11/27/22 04:15
-------------	-------------------	-------------------	-------------------

Lyons, Kathleen A

Facility: Queen of the Valley Hospital **Location:** Q 1 Intensive Care Unit
 61 F 07/13/1961 **Med Rec Num:** MR01483046

Room-Bed: QI007-A
Visit: QH0054940416

Vital Signs - Continued

Temperature Source			
Pulse Rate	92	94	92
Pulse Rhythm [Bilateral Dorsalis Pedis]			
Pulse Rhythm [Bilateral Radial]			
Pulse Strength [Bilateral Dorsalis Pedis]			
Pulse Strength [Bilateral Radial]			
Respiratory Rate	16	17	16
Respiratory Effort			
Respiratory Depth			
Respiratory Pattern			
Blood Pressure		115/54 L	
Blood Pressure Mean		67	
Blood Pressure Location			
Pulse Oximetry	97	97	97
O2 Delivery			
Oxygen Flow Rate			
FI02			
Sepsis Action Taken by Nursing			

Temperature	11/27/22 04:16	11/27/22 04:30	11/27/22 04:31
Temperature Source			
Pulse Rate	93	94	106 H
Pulse Rhythm [Bilateral Dorsalis Pedis]			
Pulse Rhythm [Bilateral Radial]			
Pulse Strength [Bilateral Dorsalis Pedis]			
Pulse Strength [Bilateral Radial]			
Respiratory Rate	16	16	20
Respiratory Effort			
Respiratory Depth			
Respiratory Pattern			
Blood Pressure	109/52 L		150/77 H
Blood Pressure Mean	64		94
Blood Pressure Location			
Pulse Oximetry	96	97	97

Lyons, Kathleen A

Facility: Queen of the Valley Hospital **Location:** Q 1 Intensive Care Unit
 61 F 07/13/1961 **Med Rec Num:** MR01483046

Room-Bed: QI007-A
Visit: QH0054940416

Vital Signs - Continued

O2 Delivery			
Oxygen Flow Rate			
FI02			
Sepsis Action Taken by Nursing			

Temperature	11/27/22 04:45	11/27/22 04:46	11/27/22 05:00
Temperature Source			
Pulse Rate	102 H	103 H	94
Pulse Rhythm [Bilateral Dorsalis Pedis]			
Pulse Rhythm [Bilateral Radial]			
Pulse Strength [Bilateral Dorsalis Pedis]			
Pulse Strength [Bilateral Radial]			
Respiratory Rate	19	19	16
Respiratory Effort			
Respiratory Depth			
Respiratory Pattern			
Blood Pressure		152/67 H	
Blood Pressure Mean		87	
Blood Pressure Location			
Pulse Oximetry	96	96	96
O2 Delivery			
Oxygen Flow Rate			
FI02			
Sepsis Action Taken by Nursing			

Temperature	11/27/22 05:02	11/27/22 05:15	11/27/22 05:16
Temperature Source			
Pulse Rate	94	94	94
Pulse Rhythm [Bilateral Dorsalis Pedis]			
Pulse Rhythm [Bilateral Radial]			
Pulse Strength [Bilateral Dorsalis Pedis]			

Lyons, Kathleen A

Facility: Queen of the Valley Hospital **Location:** Q 1 Intensive Care Unit
 61 F 07/13/1961 **Med Rec Num:** MR01483046

Room-Bed: QI007-A
Visit: QH0054940416

Vital Signs - Continued

Pulse Strength [Bilateral Radial]			
Respiratory Rate	16	16	16
Respiratory Effort			
Respiratory Depth			
Respiratory Pattern			
Blood Pressure	113/52 L		113/56 L
Blood Pressure Mean	67		67
Blood Pressure Location			
Pulse Oximetry	96	96	96
O2 Delivery			
Oxygen Flow Rate			
FIO2			
Sepsis Action Taken by Nursing			

Temperature	11/27/22 05:30	11/27/22 05:31	11/27/22 05:45
Temperature Source			
Pulse Rate	94	94	95
Pulse Rhythm [Bilateral Dorsalis Pedis]			
Pulse Rhythm [Bilateral Radial]			
Pulse Strength [Bilateral Dorsalis Pedis]			
Pulse Strength [Bilateral Radial]			
Respiratory Rate	16	16	16
Respiratory Effort			
Respiratory Depth			
Respiratory Pattern			
Blood Pressure		109/51 L	
Blood Pressure Mean		64	
Blood Pressure Location			
Pulse Oximetry	96	96	96
O2 Delivery			
Oxygen Flow Rate			
FIO2			
Sepsis Action Taken by Nursing			

Lyons, Kathleen A

Facility: Queen of the Valley Hospital **Location:** Q 1 Intensive Care Unit
 61 F 07/13/1961 **Med Rec Num:** MR01483046

Room-Bed: QI007-A
Visit: QH0054940416

Vital Signs - Continued

Temperature	11/27/22 05:46	11/27/22 06:00	11/27/22 06:01
Temperature Source			
Pulse Rate	94	95	95
Pulse Rhythm [Bilateral Dorsalis Pedis]			
Pulse Rhythm [Bilateral Radial]			
Pulse Strength [Bilateral Dorsalis Pedis]			
Pulse Strength [Bilateral Radial]			
Respiratory Rate	16	16	16
Respiratory Effort			
Respiratory Depth			
Respiratory Pattern			
Blood Pressure	107/51 L		112/55 L
Blood Pressure Mean	63		66
Blood Pressure Location			
Pulse Oximetry	96	96	96
O2 Delivery			
Oxygen Flow Rate			
FI02			
Sepsis Action Taken by Nursing			
Temperature	11/27/22 06:15	11/27/22 06:16	11/27/22 06:30
Temperature Source			
Pulse Rate	97	97	97
Pulse Rhythm [Bilateral Dorsalis Pedis]			
Pulse Rhythm [Bilateral Radial]			
Pulse Strength [Bilateral Dorsalis Pedis]			
Pulse Strength [Bilateral Radial]			
Respiratory Rate	16	16	17
Respiratory Effort			
Respiratory Depth			
Respiratory Pattern			

Lyons, Kathleen A

Facility: Queen of the Valley Hospital **Location:** Q 1 Intensive Care Unit
 61 F 07/13/1961 **Med Rec Num:** MR01483046

Room-Bed: QI007-A
Visit: QH0054940416

Vital Signs - Continued

Blood Pressure		117/55 L	
Blood Pressure Mean		69	
Blood Pressure Location			
Pulse Oximetry	97	96	97
O2 Delivery			
Oxygen Flow Rate			
FI02			
Sepsis Action Taken by Nursing			

Temperature	11/27/22 06:31	11/27/22 06:45	11/27/22 06:46
Temperature Source			
Pulse Rate	96	97	99
Pulse Rhythm [Bilateral Dorsalis Pedis]			
Pulse Rhythm [Bilateral Radial]			
Pulse Strength [Bilateral Dorsalis Pedis]			
Pulse Strength [Bilateral Radial]			
Respiratory Rate	16	16	15
Respiratory Effort			
Respiratory Depth			
Respiratory Pattern			
Blood Pressure	115/53 L		112/59 L
Blood Pressure Mean	67		71
Blood Pressure Location			
Pulse Oximetry	96	96	96
O2 Delivery			
Oxygen Flow Rate			
FI02			
Sepsis Action Taken by Nursing			

Temperature	11/27/22 07:00	11/27/22 07:01	11/27/22 07:33
Temperature Source			

Lyons, Kathleen A

Facility: Queen of the Valley Hospital **Location:** Q 1 Intensive Care Unit
 61 F 07/13/1961 **Med Rec Num:** MR01483046

Room-Bed: QI007-A
Visit: QH0054940416

Vital Signs - Continued

Pulse Rate	97	99	99
Pulse Rhythm [Bilateral Dorsalis Pedis]			
Pulse Rhythm [Bilateral Radial]			
Pulse Strength [Bilateral Dorsalis Pedis]			
Pulse Strength [Bilateral Radial]			
Respiratory Rate	17	17	16
Respiratory Effort			
Respiratory Depth			
Respiratory Pattern			
Blood Pressure		112/55 L	108/49 L
Blood Pressure Mean		67	
Blood Pressure Location			
Pulse Oximetry	96	96	96
O2 Delivery			
Oxygen Flow Rate			
FI02			35
Sepsis Action Taken by Nursing			

Temperature	11/27/22 07:15	11/27/22 07:30	11/27/22 07:45
Temperature Source			
Pulse Rate	99	100	112 H
Pulse Rhythm [Bilateral Dorsalis Pedis]			
Pulse Rhythm [Bilateral Radial]			
Pulse Strength [Bilateral Dorsalis Pedis]			
Pulse Strength [Bilateral Radial]			
Respiratory Rate	16	16	23 H
Respiratory Effort			
Respiratory Depth			
Respiratory Pattern			
Blood Pressure	109/56 L	108/49 L	123/56 H
Blood Pressure Mean	73	68	78
Blood Pressure Location			
Pulse Oximetry	96	96	96
O2 Delivery			

Lyons, Kathleen A

Facility: Queen of the Valley Hospital **Location:** Q 1 Intensive Care Unit
 61 F 07/13/1961 **Med Rec Num:** MR01483046

Room-Bed: QI007-A
Visit: QH0054940416

Vital Signs - Continued

Oxygen Flow Rate				
FIO2				
Sepsis Action Taken by Nursing				

Temperature		11/27/22 08:00	11/27/22 08:15	11/27/22 08:30
Temperature Source		99.2 F Temporal Artery Scan		
Pulse Rate		102 H	102 H	102 H
Pulse Rhythm [Bilateral Dorsalis Pedis]				
Pulse Rhythm [Bilateral Radial]				
Pulse Strength [Bilateral Dorsalis Pedis]				
Pulse Strength [Bilateral Radial]				
Respiratory Rate		21 H	23 H	22 H
Respiratory Effort				
Respiratory Depth				
Respiratory Pattern				
Blood Pressure		108/53 L	110/56 L	116/54 L
Blood Pressure Mean		71	74	74
Blood Pressure Location				
Pulse Oximetry		95	96	96
O2 Delivery				
Oxygen Flow Rate				
FIO2				
Sepsis Action Taken by Nursing				

Temperature		11/27/22 08:45	11/27/22 09:00	11/27/22 09:15
Temperature Source				
Pulse Rate		103 H	103 H	105 H
Pulse Rhythm [Bilateral Dorsalis Pedis]				
Pulse Rhythm [Bilateral Radial]				
Pulse Strength [Bilateral Dorsalis Pedis]				

Lyons, Kathleen A

Facility: Queen of the Valley Hospital **Location:** Q 1 Intensive Care Unit
 61 F 07/13/1961 **Med Rec Num:** MR01483046

Room-Bed: QI007-A
Visit: QH0054940416

Vital Signs - Continued

Pulse Strength [Bilateral Radial]			
Respiratory Rate	22 H	21 H	23 H
Respiratory Effort			
Respiratory Depth			
Respiratory Pattern			
Blood Pressure	120/58 L	104/49 L	111/53 L
Blood Pressure Mean	78	67	72
Blood Pressure Location			
Pulse Oximetry	97	97	97
O2 Delivery			
Oxygen Flow Rate			
FIO2			
Sepsis Action Taken by Nursing			

Temperature	11/27/22 09:30	11/27/22 10:40	11/27/22 08:00
Temperature Source			
Pulse Rate	105 H	104 H	
Pulse Rhythm [Bilateral Dorsalis Pedis]			Regular
Pulse Rhythm [Bilateral Radial]			Regular
Pulse Strength [Bilateral Dorsalis Pedis]			Normal
Pulse Strength [Bilateral Radial]			Normal
Respiratory Rate	19	24 H	
Respiratory Effort			Mechanically Ventilated
Respiratory Depth			Normal
Respiratory Pattern			Normal
Blood Pressure		105/54 L	
Blood Pressure Mean			
Blood Pressure Location			
Pulse Oximetry	97	97	
O2 Delivery			
Oxygen Flow Rate			
FIO2		35	
Sepsis Action Taken by Nursing			

Lyons, Kathleen A

Facility: Queen of the Valley Hospital **Location:** Q 1 Intensive Care Unit
 61 F 07/13/1961 **Med Rec Num:** MR01483046

Room-Bed: QI007-A
Visit: QH0054940416

Vital Signs - Continued

Temperature	11/27/22 08:00	11/27/22 08:00	11/27/22 08:00
Temperature Source			
Pulse Rate			102 H
Pulse Rhythm [Bilateral Dorsalis Pedis]			
Pulse Rhythm [Bilateral Radial]			
Pulse Strength [Bilateral Dorsalis Pedis]			
Pulse Strength [Bilateral Radial]			
Respiratory Rate			
Respiratory Effort			
Respiratory Depth			
Respiratory Pattern			
Blood Pressure			
Blood Pressure Mean			
Blood Pressure Location			
Pulse Oximetry			
O2 Delivery			
Oxygen Flow Rate			35
FI02			
Sepsis Action Taken by Nursing	No Action Required		

Temperature	11/27/22 09:45	11/27/22 10:00	11/27/22 10:15
Temperature Source			
Pulse Rate	105 H	106 H	105 H
Pulse Rhythm [Bilateral Dorsalis Pedis]			
Pulse Rhythm [Bilateral Radial]			
Pulse Strength [Bilateral Dorsalis Pedis]			
Pulse Strength [Bilateral Radial]			
Respiratory Rate	22 H	20	21 H
Respiratory Effort			
Respiratory Depth			

Lyons, Kathleen A

Facility: Queen of the Valley Hospital **Location:** Q 1 Intensive Care Unit
 61 F 07/13/1961 **Med Rec Num:** MR01483046

Room-Bed: QI007-A
Visit: QH0054940416

Vital Signs - Continued

Respiratory Pattern			
Blood Pressure	112/50 L	105/51 L	112/54 L
Blood Pressure Mean	70	69	73
Blood Pressure Location			
Pulse Oximetry	97	97	97
O2 Delivery			
Oxygen Flow Rate			
FI02			
Sepsis Action Taken by Nursing			

Temperature	11/27/22 10:30	11/27/22 10:45	11/27/22 11:00
Temperature Source			
Pulse Rate	104 H	103 H	103 H
Pulse Rhythm [Bilateral Dorsalis Pedis]			
Pulse Rhythm [Bilateral Radial]			
Pulse Strength [Bilateral Dorsalis Pedis]			
Pulse Strength [Bilateral Radial]			
Respiratory Rate	22 H	23 H	22 H
Respiratory Effort			
Respiratory Depth			
Respiratory Pattern			
Blood Pressure	111/54 L	105/54 L	109/57 L
Blood Pressure Mean	73	71	74
Blood Pressure Location			
Pulse Oximetry	97	97	97
O2 Delivery			
Oxygen Flow Rate			
FI02			
Sepsis Action Taken by Nursing			

Temperature	11/27/22 11:15	11/27/22 11:30	11/27/22 12:00
-------------	-------------------	-------------------	-------------------

Lyons, Kathleen A

Facility: Queen of the Valley Hospital **Location:** Q 1 Intensive Care Unit
 61 F 07/13/1961 **Med Rec Num:** MR01483046

Room-Bed: QI007-A
Visit: QH0054940416

Vital Signs - Continued

Temperature Source			
Pulse Rate	103 H	104 H	103 H
Pulse Rhythm [Bilateral Dorsalis Pedis]			
Pulse Rhythm [Bilateral Radial]			
Pulse Strength [Bilateral Dorsalis Pedis]			
Pulse Strength [Bilateral Radial]			
Respiratory Rate	22 H	21 H	
Respiratory Effort			
Respiratory Depth			
Respiratory Pattern			
Blood Pressure	117/60		
Blood Pressure Mean	79		
Blood Pressure Location			
Pulse Oximetry	97	97	
O2 Delivery			
Oxygen Flow Rate			
FI02			
Sepsis Action Taken by Nursing			

Temperature		11/27/22 12:00	11/27/22 12:00	11/27/22 11:31
Temperature Source				
Pulse Rate				104 H
Pulse Rhythm [Bilateral Dorsalis Pedis]	Regular			
Pulse Rhythm [Bilateral Radial]	Regular			
Pulse Strength [Bilateral Dorsalis Pedis]	Normal			
Pulse Strength [Bilateral Radial]	Normal			
Respiratory Rate				21 H
Respiratory Effort	Mechanically Ventilated			
Respiratory Depth	Normal			
Respiratory Pattern	Normal			
Blood Pressure				116/58 L
Blood Pressure Mean				70
Blood Pressure Location				

Lyons, Kathleen A

Facility: Queen of the Valley Hospital **Location:** Q 1 Intensive Care Unit
 61 F 07/13/1961 **Med Rec Num:** MR01483046

Room-Bed: QI007-A
Visit: QH0054940416

Vital Signs - Continued

Pulse Oximetry				97
O2 Delivery				
Oxygen Flow Rate				
FI02			35	
Sepsis Action Taken by Nursing				

Temperature	11/27/22 11:45	11/27/22 12:00	11/27/22 12:15
Temperature Source		Temporal Artery Scan	
Pulse Rate	104 H	104 H	104 H
Pulse Rhythm [Bilateral Dorsalis Pedis]			
Pulse Rhythm [Bilateral Radial]			
Pulse Strength [Bilateral Dorsalis Pedis]			
Pulse Strength [Bilateral Radial]			
Respiratory Rate	19	22 H	21 H
Respiratory Effort			
Respiratory Depth			
Respiratory Pattern			
Blood Pressure	112/57 L	111/56 L	109/55 L
Blood Pressure Mean	75	74	73
Blood Pressure Location			
Pulse Oximetry	97	98	97
O2 Delivery			
Oxygen Flow Rate			
FI02			
Sepsis Action Taken by Nursing			

Temperature	11/27/22 12:18	11/27/22 12:30	11/27/22 12:45
Temperature Source			
Pulse Rate	103 H	104 H	102 H
Pulse Rhythm [Bilateral Dorsalis Pedis]			

Lyons, Kathleen A

Facility: Queen of the Valley Hospital **Location:** Q 1 Intensive Care Unit
 61 F 07/13/1961 **Med Rec Num:** MR01483046

Room-Bed: QI007-A
Visit: QH0054940416

Vital Signs - Continued

Pulse Rhythm [Bilateral Radial]			
Pulse Strength [Bilateral Dorsalis Pedis]			
Pulse Strength [Bilateral Radial]			
Respiratory Rate	22 H	21 H	23 H
Respiratory Effort			
Respiratory Depth			
Respiratory Pattern			
Blood Pressure	109/55 L	117/56 L	126/55 H
Blood Pressure Mean	67	76	78
Blood Pressure Location			
Pulse Oximetry	97	97	97
O2 Delivery			
Oxygen Flow Rate			
FI02			
Sepsis Action Taken by Nursing			

Temperature	11/27/22 13:00	11/27/22 13:15	11/27/22 13:30
Temperature Source			
Pulse Rate	103 H	98	108 H
Pulse Rhythm [Bilateral Dorsalis Pedis]			
Pulse Rhythm [Bilateral Radial]			
Pulse Strength [Bilateral Dorsalis Pedis]			
Pulse Strength [Bilateral Radial]			
Respiratory Rate	22 H	20	23 H
Respiratory Effort			
Respiratory Depth			
Respiratory Pattern			
Blood Pressure	130/55 H	76/37 L	123/50 H
Blood Pressure Mean	72	50	65
Blood Pressure Location			
Pulse Oximetry	97	96	96
O2 Delivery			
Oxygen Flow Rate			
FI02			

Lyons, Kathleen A

Facility: Queen of the Valley Hospital **Location:** Q 1 Intensive Care Unit
 61 F 07/13/1961 **Med Rec Num:** MR01483046

Room-Bed: QI007-A
Visit: QH0054940416

Vital Signs - Continued

Sepsis Action Taken by Nursing

Temperature	11/27/22 13:45	11/27/22 14:00	11/27/22 14:48
Temperature Source			
Pulse Rate	107 H	110 H	104 H
Pulse Rhythm [Bilateral Dorsalis Pedis]			
Pulse Rhythm [Bilateral Radial]			
Pulse Strength [Bilateral Dorsalis Pedis]			
Pulse Strength [Bilateral Radial]			
Respiratory Rate	23 H	22 H	20
Respiratory Effort			
Respiratory Depth			
Respiratory Pattern			
Blood Pressure	138/57 H	105/53 L	109/60
Blood Pressure Mean	75	66	
Blood Pressure Location			
Pulse Oximetry	96	94	97
O2 Delivery			
Oxygen Flow Rate			
FI02			35
Sepsis Action Taken by Nursing			

Temperature	11/27/22 16:00	11/27/22 16:00	11/27/22 14:15
Temperature Source			
Pulse Rate			106 H
Pulse Rhythm [Bilateral Dorsalis Pedis]		Regular	
Pulse Rhythm [Bilateral Radial]		Regular	
Pulse Strength [Bilateral Dorsalis Pedis]		Normal	
Pulse Strength [Bilateral Radial]		Normal	
Respiratory Rate			18

Lyons, Kathleen A

Facility: Queen of the Valley Hospital **Location:** Q 1 Intensive Care Unit
 61 F 07/13/1961 **Med Rec Num:** MR01483046

Room-Bed: QI007-A
Visit: QH0054940416

Vital Signs - Continued

Respiratory Effort		Mechanically Ventilated	
Respiratory Depth		Normal	
Respiratory Pattern		Normal	
Blood Pressure			103/56 L
Blood Pressure Mean			68
Blood Pressure Location			
Pulse Oximetry			97
O2 Delivery			
Oxygen Flow Rate			
FI02			35
Sepsis Action Taken by Nursing			

Temperature	11/27/22 14:30	11/27/22 14:45	11/27/22 15:00
Temperature Source			
Pulse Rate	107 H	105 H	103 H
Pulse Rhythm [Bilateral Dorsalis Pedis]			
Pulse Rhythm [Bilateral Radial]			
Pulse Strength [Bilateral Dorsalis Pedis]			
Pulse Strength [Bilateral Radial]			
Respiratory Rate	20	18	21 H
Respiratory Effort			
Respiratory Depth			
Respiratory Pattern			
Blood Pressure	109/60	104/56 L	114/60
Blood Pressure Mean	69	66	72
Blood Pressure Location			
Pulse Oximetry	97	97	97
O2 Delivery			
Oxygen Flow Rate			
FI02			
Sepsis Action Taken by Nursing			

Lyons, Kathleen A

Facility: Queen of the Valley Hospital
 61 F 07/13/1961

Location: Q 1 Intensive Care Unit
Med Rec Num: MR01483046

Room-Bed: QI007-A
Visit: QH0054940416

Vital Signs - Continued

Temperature	11/27/22 15:15	11/27/22 15:30	11/27/22 15:45
Temperature Source			
Pulse Rate	103 H	103 H	101 H
Pulse Rhythm [Bilateral Dorsalis Pedis]			
Pulse Rhythm [Bilateral Radial]			
Pulse Strength [Bilateral Dorsalis Pedis]			
Pulse Strength [Bilateral Radial]			
Respiratory Rate	22 H	21 H	20
Respiratory Effort			
Respiratory Depth			
Respiratory Pattern			
Blood Pressure	118/66	128/67 H	109/57 L
Blood Pressure Mean	78	80	67
Blood Pressure Location			
Pulse Oximetry	97	97	96
O2 Delivery			
Oxygen Flow Rate			
FI02			
Sepsis Action Taken by Nursing			

Temperature	11/27/22 16:00	11/27/22 16:15	11/27/22 16:30
Temperature Source	Temporal Artery Scan		
Pulse Rate	99	99	97
Pulse Rhythm [Bilateral Dorsalis Pedis]			
Pulse Rhythm [Bilateral Radial]			
Pulse Strength [Bilateral Dorsalis Pedis]			
Pulse Strength [Bilateral Radial]			
Respiratory Rate	21 H	20	20
Respiratory Effort			
Respiratory Depth			

Lyons, Kathleen A

Facility: Queen of the Valley Hospital **Location:** Q 1 Intensive Care Unit
 61 F 07/13/1961 **Med Rec Num:** MR01483046

Room-Bed: QI007-A
Visit: QH0054940416

Vital Signs - Continued

Respiratory Pattern			
Blood Pressure	113/63	122/67 H	122/61 H
Blood Pressure Mean	75	79	75
Blood Pressure Location			
Pulse Oximetry	97	97	97
O2 Delivery			
Oxygen Flow Rate			
FI02			
Sepsis Action Taken by Nursing			

Temperature	11/27/22 16:45	11/27/22 16:00	11/27/22 17:00
Temperature Source			
Pulse Rate	98	99	98
Pulse Rhythm [Bilateral Dorsalis Pedis]			
Pulse Rhythm [Bilateral Radial]			
Pulse Strength [Bilateral Dorsalis Pedis]			
Pulse Strength [Bilateral Radial]			
Respiratory Rate	20		21 H
Respiratory Effort			
Respiratory Depth			
Respiratory Pattern			
Blood Pressure	120/65		121/65 H
Blood Pressure Mean	77		78
Blood Pressure Location			
Pulse Oximetry	97		97
O2 Delivery			
Oxygen Flow Rate			
FI02			
Sepsis Action Taken by Nursing			

Temperature	11/27/22 17:15	11/27/22 17:30	11/27/22 17:45
-------------	-------------------	-------------------	-------------------

Lyons, Kathleen A

Facility: Queen of the Valley Hospital **Location:** Q 1 Intensive Care Unit
 61 F 07/13/1961 **Med Rec Num:** MR01483046

Room-Bed: QI007-A
Visit: QH0054940416

Vital Signs - Continued

Temperature Source			
Pulse Rate	115 H	97	95
Pulse Rhythm [Bilateral Dorsalis Pedis]			
Pulse Rhythm [Bilateral Radial]			
Pulse Strength [Bilateral Dorsalis Pedis]			
Pulse Strength [Bilateral Radial]			
Respiratory Rate	24 H	16	20
Respiratory Effort			
Respiratory Depth			
Respiratory Pattern			
Blood Pressure	173/73 H	103/61	114/62
Blood Pressure Mean	95	70	73
Blood Pressure Location			
Pulse Oximetry	97	97	98
O2 Delivery			
Oxygen Flow Rate			
FI02			
Sepsis Action Taken by Nursing			

Temperature	11/27/22 18:00	11/27/22 18:15	11/27/22 18:30
Temperature Source			
Pulse Rate	94	94	94
Pulse Rhythm [Bilateral Dorsalis Pedis]			
Pulse Rhythm [Bilateral Radial]			
Pulse Strength [Bilateral Dorsalis Pedis]			
Pulse Strength [Bilateral Radial]			
Respiratory Rate	20	20	20
Respiratory Effort			
Respiratory Depth			
Respiratory Pattern			
Blood Pressure	108/59 L	110/67	107/58 L
Blood Pressure Mean	69	76	68
Blood Pressure Location			
Pulse Oximetry	98	98	98

Lyons, Kathleen A

Facility: Queen of the Valley Hospital **Location:** Q 1 Intensive Care Unit
 61 F 07/13/1961 **Med Rec Num:** MR01483046

Room-Bed: QI007-A
Visit: QH0054940416

Vital Signs - Continued

O2 Delivery			
Oxygen Flow Rate			
FI02			
Sepsis Action Taken by Nursing			

Temperature	11/27/22	11/27/22	11/27/22
Temperature Source	19:47	20:00	20:00
Pulse Rate	93		
Pulse Rhythm [Bilateral Dorsalis Pedis]			
Pulse Rhythm [Bilateral Radial]			
Pulse Strength [Bilateral Dorsalis Pedis]			
Pulse Strength [Bilateral Radial]			
Respiratory Rate	21 H		
Respiratory Effort			
Respiratory Depth			
Respiratory Pattern			
Blood Pressure	112/57 L		
Blood Pressure Mean			
Blood Pressure Location			
Pulse Oximetry	98		
O2 Delivery			
Oxygen Flow Rate	35	35	
FI02	35	35	
Sepsis Action Taken by Nursing			No Action Required

Temperature	11/27/22	11/27/22	11/27/22
Temperature Source	20:00	20:00	18:45
Pulse Rate	94		96
Pulse Rhythm [Bilateral Dorsalis Pedis]		Regular	
Pulse Rhythm [Bilateral Radial]		Regular	

Lyons, Kathleen A

Facility: Queen of the Valley Hospital **Location:** Q 1 Intensive Care Unit
 61 F 07/13/1961 **Med Rec Num:** MR01483046

Room-Bed: QI007-A
Visit: QH0054940416

Vital Signs - Continued

Pulse Strength [Bilateral Dorsalis Pedis]		Normal	
Pulse Strength [Bilateral Radial]		Normal	
Respiratory Rate			17
Respiratory Effort		Mechanically Ventilated	
Respiratory Depth		Normal	
Respiratory Pattern		Normal	
Blood Pressure			103/60
Blood Pressure Mean			68
Blood Pressure Location			
Pulse Oximetry			98
O2 Delivery			
Oxygen Flow Rate			
FIO2			
Sepsis Action Taken by Nursing			

	11/27/22 19:00	11/27/22 19:15	11/27/22 19:30
Temperature			
Temperature Source			
Pulse Rate	97	92	93
Pulse Rhythm [Bilateral Dorsalis Pedis]			
Pulse Rhythm [Bilateral Radial]			
Pulse Strength [Bilateral Dorsalis Pedis]			
Pulse Strength [Bilateral Radial]			
Respiratory Rate	19	20	21 H
Respiratory Effort			
Respiratory Depth			
Respiratory Pattern			
Blood Pressure	116/67	111/57 L	102/56 L
Blood Pressure Mean	77	69	67
Blood Pressure Location			
Pulse Oximetry	97	98	98
O2 Delivery			
Oxygen Flow Rate			
FIO2			

Lyons, Kathleen A

Facility: Queen of the Valley Hospital **Location:** Q 1 Intensive Care Unit
 61 F 07/13/1961 **Med Rec Num:** MR01483046

Room-Bed: QI007-A
Visit: QH0054940416

Vital Signs - Continued

Sepsis Action Taken by Nursing

Temperature	11/27/22 19:45	11/27/22 20:00	11/27/22 20:15
Temperature Source		Oral	
Pulse Rate	92	93	94
Pulse Rhythm [Bilateral Dorsalis Pedis]			
Pulse Rhythm [Bilateral Radial]			
Pulse Strength [Bilateral Dorsalis Pedis]			
Pulse Strength [Bilateral Radial]			
Respiratory Rate	17	20	19
Respiratory Effort			
Respiratory Depth			
Respiratory Pattern			
Blood Pressure	112/57 L	109/61	107/60
Blood Pressure Mean	69	71	69
Blood Pressure Location			
Pulse Oximetry	98	97	98
O2 Delivery			
Oxygen Flow Rate			
FI02			
Sepsis Action Taken by Nursing			

Temperature	11/27/22 20:30	11/27/22 20:45	11/27/22 21:00
Temperature Source			
Pulse Rate	95	91	91
Pulse Rhythm [Bilateral Dorsalis Pedis]			
Pulse Rhythm [Bilateral Radial]			
Pulse Strength [Bilateral Dorsalis Pedis]			
Pulse Strength [Bilateral Radial]			
Respiratory Rate	20	20	21 H
Respiratory Effort			

Lyons, Kathleen A

Facility: Queen of the Valley Hospital **Location:** Q 1 Intensive Care Unit
 61 F 07/13/1961 **Med Rec Num:** MR01483046

Room-Bed: QI007-A
Visit: QH0054940416

Vital Signs - Continued

Respiratory Depth			
Respiratory Pattern			
Blood Pressure	112/60	114/59 L	116/62
Blood Pressure Mean	72	71	74
Blood Pressure Location			
Pulse Oximetry	98	97	97
O2 Delivery			
Oxygen Flow Rate			
FI02			
Sepsis Action Taken by Nursing			

Temperature	11/27/22	11/27/22	11/27/22
Temperature Source	23:59	23:59	23:59
Pulse Rate			133 H
Pulse Rhythm [Bilateral Dorsalis Pedis]		Regular	
Pulse Rhythm [Bilateral Radial]		Regular	
Pulse Strength [Bilateral Dorsalis Pedis]		Normal	
Pulse Strength [Bilateral Radial]		Normal	
Respiratory Rate			
Respiratory Effort		Mechanically Ventilated	
Respiratory Depth		Normal	
Respiratory Pattern		Normal	
Blood Pressure			
Blood Pressure Mean			
Blood Pressure Location			
Pulse Oximetry			
O2 Delivery			
Oxygen Flow Rate			
FI02		35	
Sepsis Action Taken by Nursing			

Lyons, Kathleen A

Facility: Queen of the Valley Hospital **Location:** Q 1 Intensive Care Unit
 61 F 07/13/1961 **Med Rec Num:** MR01483046

Room-Bed: QI007-A
Visit: QH0054940416

Vital Signs - Continued

Temperature	11/28/22 04:00	11/28/22 04:00	11/28/22 04:00
Temperature Source			
Pulse Rate			90
Pulse Rhythm [Bilateral Dorsalis Pedis]		Regular	
Pulse Rhythm [Bilateral Radial]		Regular	
Pulse Strength [Bilateral Dorsalis Pedis]		Normal	
Pulse Strength [Bilateral Radial]		Normal	
Respiratory Rate			
Respiratory Effort		Mechanically Ventilated	
Respiratory Depth		Normal	
Respiratory Pattern		Normal	
Blood Pressure			
Blood Pressure Mean			
Blood Pressure Location			
Pulse Oximetry			
O2 Delivery			
Oxygen Flow Rate			
FI02	35		
Sepsis Action Taken by Nursing			

Temperature	11/27/22 23:45	11/27/22 21:37	11/27/22 21:45
Temperature Source			
Pulse Rate	88	97	95
Pulse Rhythm [Bilateral Dorsalis Pedis]			
Pulse Rhythm [Bilateral Radial]			
Pulse Strength [Bilateral Dorsalis Pedis]			
Pulse Strength [Bilateral Radial]			
Respiratory Rate	20	18	20
Respiratory Effort			
Respiratory Depth			

Lyons, Kathleen A
Facility: Queen of the Valley Hospital **Location:** Q 1 Intensive Care Unit
 61 F 07/13/1961 **Med Rec Num:** MR01483046

Room-Bed: QI007-A
Visit: QH0054940416

Vital Signs - Continued

Respiratory Pattern			
Blood Pressure	121/64 H	86/47 L	105/60
Blood Pressure Mean		57	70
Blood Pressure Location			
Pulse Oximetry	98	96	97
O2 Delivery			
Oxygen Flow Rate			
FI02	35		
Sepsis Action Taken by Nursing			

Temperature	11/27/22 22:00	11/27/22 22:09	11/27/22 22:10
Temperature Source			
Pulse Rate	133 H	94	93
Pulse Rhythm [Bilateral Dorsalis Pedis]			
Pulse Rhythm [Bilateral Radial]			
Pulse Strength [Bilateral Dorsalis Pedis]			
Pulse Strength [Bilateral Radial]			
Respiratory Rate	24 H	20	20
Respiratory Effort			
Respiratory Depth			
Respiratory Pattern			
Blood Pressure	199/106 H	106/54 L	99/54 L
Blood Pressure Mean	128	64	65
Blood Pressure Location			
Pulse Oximetry	96	96	96
O2 Delivery			
Oxygen Flow Rate			
FI02			
Sepsis Action Taken by Nursing			

Temperature	11/27/22 22:11	11/27/22 22:12	11/27/22 22:13
-------------	-------------------	-------------------	-------------------

Lyons, Kathleen A

Facility: Queen of the Valley Hospital **Location:** Q 1 Intensive Care Unit
 61 F 07/13/1961 **Med Rec Num:** MR01483046

Room-Bed: QI007-A
Visit: QH0054940416

Vital Signs - Continued

Temperature Source			
Pulse Rate	93	94	93
Pulse Rhythm [Bilateral Dorsalis Pedis]			
Pulse Rhythm [Bilateral Radial]			
Pulse Strength [Bilateral Dorsalis Pedis]			
Pulse Strength [Bilateral Radial]			
Respiratory Rate	19	18	20
Respiratory Effort			
Respiratory Depth			
Respiratory Pattern			
Blood Pressure	97/58 L	96/53 L	107/59 L
Blood Pressure Mean	65	63	69
Blood Pressure Location			
Pulse Oximetry	96	97	97
O2 Delivery			
Oxygen Flow Rate			
FI02			
Sepsis Action Taken by Nursing			

Temperature	11/27/22 22:14	11/27/22 22:15	11/27/22 22:30
Temperature Source			
Pulse Rate	92	92	90
Pulse Rhythm [Bilateral Dorsalis Pedis]			
Pulse Rhythm [Bilateral Radial]			
Pulse Strength [Bilateral Dorsalis Pedis]			
Pulse Strength [Bilateral Radial]			
Respiratory Rate	19	19	19
Respiratory Effort			
Respiratory Depth			
Respiratory Pattern			
Blood Pressure	102/56 L	96/57 L	91/54 L
Blood Pressure Mean	66	66	66
Blood Pressure Location			
Pulse Oximetry	97	97	97

Lyons, Kathleen A

Facility: Queen of the Valley Hospital **Location:** Q 1 Intensive Care Unit
 61 F 07/13/1961 **Med Rec Num:** MR01483046

Room-Bed: QI007-A
Visit: QH0054940416

Vital Signs - Continued

O2 Delivery			
Oxygen Flow Rate			
FI02			
Sepsis Action Taken by Nursing			

	11/27/22 22:45	11/27/22 23:00	11/27/22 23:15
Temperature			
Temperature Source			
Pulse Rate	90	91	89
Pulse Rhythm [Bilateral Dorsalis Pedis]			
Pulse Rhythm [Bilateral Radial]			
Pulse Strength [Bilateral Dorsalis Pedis]			
Pulse Strength [Bilateral Radial]			
Respiratory Rate	20	17	20
Respiratory Effort			
Respiratory Depth			
Respiratory Pattern			
Blood Pressure	110/60	118/64	119/60
Blood Pressure Mean	76	82	79
Blood Pressure Location			
Pulse Oximetry	97	97	97
O2 Delivery			
Oxygen Flow Rate			
FI02			
Sepsis Action Taken by Nursing			

	11/27/22 23:30	11/27/22 23:45	11/28/22 00:00
Temperature			97.9 F
Temperature Source			Oral
Pulse Rate	89	90	91
Pulse Rhythm [Bilateral Dorsalis Pedis]			
Pulse Rhythm [Bilateral Radial]			
Pulse Strength [Bilateral Dorsalis Pedis]			

Lyons, Kathleen A

Facility: Queen of the Valley Hospital **Location:** Q 1 Intensive Care Unit
 61 F 07/13/1961 **Med Rec Num:** MR01483046

Room-Bed: QI007-A
Visit: QH0054940416

Vital Signs - Continued

Pulse Strength [Bilateral Radial]			
Respiratory Rate	19	21 H	21 H
Respiratory Effort			
Respiratory Depth			
Respiratory Pattern			
Blood Pressure	113/63	119/65	133/79 H
Blood Pressure Mean	79	83	97
Blood Pressure Location			
Pulse Oximetry	97	97	97
O2 Delivery			
Oxygen Flow Rate			
FIO2			
Sepsis Action Taken by Nursing			

Temperature	11/28/22 00:15	11/28/22 00:30	11/28/22 00:45
Temperature Source			
Pulse Rate	92	104 H	92
Pulse Rhythm [Bilateral Dorsalis Pedis]			
Pulse Rhythm [Bilateral Radial]			
Pulse Strength [Bilateral Dorsalis Pedis]			
Pulse Strength [Bilateral Radial]			
Respiratory Rate	19	21 H	19
Respiratory Effort			
Respiratory Depth			
Respiratory Pattern			
Blood Pressure	92/56 L	135/62 H	112/63
Blood Pressure Mean	68	86	79
Blood Pressure Location			
Pulse Oximetry	97	96	97
O2 Delivery			
Oxygen Flow Rate			
FIO2			
Sepsis Action Taken by Nursing			

Lyons, Kathleen A

Facility: Queen of the Valley Hospital **Location:** Q 1 Intensive Care Unit
 61 F 07/13/1961 **Med Rec Num:** MR01483046

Room-Bed: QI007-A
Visit: QH0054940416

Vital Signs - Continued

Temperature	11/28/22 01:00	11/28/22 01:15	11/28/22 01:30
Temperature Source			
Pulse Rate	89	90	92
Pulse Rhythm [Bilateral Dorsalis Pedis]			
Pulse Rhythm [Bilateral Radial]			
Pulse Strength [Bilateral Dorsalis Pedis]			
Pulse Strength [Bilateral Radial]			
Respiratory Rate	21 H	21 H	22 H
Respiratory Effort			
Respiratory Depth			
Respiratory Pattern			
Blood Pressure	111/60	121/65 H	121/61 H
Blood Pressure Mean	77	83	81
Blood Pressure Location			
Pulse Oximetry	98	97	97
O2 Delivery			
Oxygen Flow Rate			
FI02			
Sepsis Action Taken by Nursing			
Temperature	11/28/22 01:45	11/28/22 02:00	11/28/22 02:15
Temperature Source			
Pulse Rate	89	89	89
Pulse Rhythm [Bilateral Dorsalis Pedis]			
Pulse Rhythm [Bilateral Radial]			
Pulse Strength [Bilateral Dorsalis Pedis]			
Pulse Strength [Bilateral Radial]			
Respiratory Rate	19	21 H	20
Respiratory Effort			
Respiratory Depth			
Respiratory Pattern			

Lyons, Kathleen A

Facility: Queen of the Valley Hospital **Location:** Q 1 Intensive Care Unit
 61 F 07/13/1961 **Med Rec Num:** MR01483046

Room-Bed: QI007-A
Visit: QH0054940416

Vital Signs - Continued

Blood Pressure	114/65	121/64 H	115/63
Blood Pressure Mean	81	83	80
Blood Pressure Location			
Pulse Oximetry	97	98	98
O2 Delivery			
Oxygen Flow Rate			
FI02			
Sepsis Action Taken by Nursing			

Temperature	11/28/22 02:30	11/28/22 02:45	11/28/22 02:50
Temperature Source			
Pulse Rate	90	95	106 H
Pulse Rhythm [Bilateral Dorsalis Pedis]			
Pulse Rhythm [Bilateral Radial]			
Pulse Strength [Bilateral Dorsalis Pedis]			
Pulse Strength [Bilateral Radial]			
Respiratory Rate	20	20	22 H
Respiratory Effort			
Respiratory Depth			
Respiratory Pattern			
Blood Pressure	124/69 H	198/126 H	175/61 H
Blood Pressure Mean	87	150	86
Blood Pressure Location			
Pulse Oximetry	98	98	97
O2 Delivery			
Oxygen Flow Rate			
FI02			
Sepsis Action Taken by Nursing			

Temperature	11/27/22 03:45	11/28/22 03:00	11/28/22 03:15
Temperature Source			

Lyons, Kathleen A

Facility: Queen of the Valley Hospital **Location:** Q 1 Intensive Care Unit
 61 F 07/13/1961 **Med Rec Num:** MR01483046

Room-Bed: QI007-A
Visit: QH0054940416

Vital Signs - Continued

Pulse Rate	90	93	90
Pulse Rhythm [Bilateral Dorsalis Pedis]			
Pulse Rhythm [Bilateral Radial]			
Pulse Strength [Bilateral Dorsalis Pedis]			
Pulse Strength [Bilateral Radial]			
Respiratory Rate	20	19	19
Respiratory Effort			
Respiratory Depth			
Respiratory Pattern			
Blood Pressure	112/58 L	116/67	127/62 H
Blood Pressure Mean		83	83
Blood Pressure Location			
Pulse Oximetry	98	97	98
O2 Delivery			
Oxygen Flow Rate			
FI02	35		
Sepsis Action Taken by Nursing			

Temperature	11/28/22 03:30	11/28/22 03:45	11/28/22 04:00
Temperature Source			Oral
Pulse Rate	90	91	90
Pulse Rhythm [Bilateral Dorsalis Pedis]			
Pulse Rhythm [Bilateral Radial]			
Pulse Strength [Bilateral Dorsalis Pedis]			
Pulse Strength [Bilateral Radial]			
Respiratory Rate	19	20	20
Respiratory Effort			
Respiratory Depth			
Respiratory Pattern			
Blood Pressure	131/65 H	132/67 H	112/58 L
Blood Pressure Mean	87	88	76
Blood Pressure Location			
Pulse Oximetry	98	98	97
O2 Delivery			

Lyons, Kathleen A

Facility: Queen of the Valley Hospital **Location:** Q 1 Intensive Care Unit
 61 F 07/13/1961 **Med Rec Num:** MR01483046

Room-Bed: QI007-A
Visit: QH0054940416

Vital Signs - Continued

Oxygen Flow Rate			
FI02			
Sepsis Action Taken by Nursing			

Temperature	11/28/22 04:15	11/28/22 04:30	11/28/22 04:45
Temperature Source			
Pulse Rate	133 H	93	95
Pulse Rhythm [Bilateral Dorsalis Pedis]			
Pulse Rhythm [Bilateral Radial]			
Pulse Strength [Bilateral Dorsalis Pedis]			
Pulse Strength [Bilateral Radial]			
Respiratory Rate	25 H	16	21 H
Respiratory Effort			
Respiratory Depth			
Respiratory Pattern			
Blood Pressure	123/97 H	90/51 L	137/64 H
Blood Pressure Mean	105	64	88
Blood Pressure Location			
Pulse Oximetry	95	97	98
O2 Delivery			
Oxygen Flow Rate			
FI02			
Sepsis Action Taken by Nursing			

Temperature	11/28/22 05:00	11/28/22 05:15	11/28/22 05:30
Temperature Source			
Pulse Rate	93	92	90
Pulse Rhythm [Bilateral Dorsalis Pedis]			
Pulse Rhythm [Bilateral Radial]			
Pulse Strength [Bilateral Dorsalis Pedis]			
Pulse Strength [Bilateral Radial]			

Lyons, Kathleen A
Facility: Queen of the Valley Hospital **Location:** Q 1 Intensive Care Unit
 61 F 07/13/1961 **Med Rec Num:** MR01483046

Room-Bed: QI007-A
Visit: QH0054940416

Vital Signs - Continued

Respiratory Rate	20	19	18
Respiratory Effort			
Respiratory Depth			
Respiratory Pattern			
Blood Pressure	98/55 L	107/55 L	110/59 L
Blood Pressure Mean	69	66	76
Blood Pressure Location			
Pulse Oximetry	97	98	98
O2 Delivery			
Oxygen Flow Rate			
FIO2			
Sepsis Action Taken by Nursing			

Temperature	11/28/22 05:45	11/28/22 06:00	11/28/22 06:15
Temperature Source			
Pulse Rate	92	89	90
Pulse Rhythm [Bilateral Dorsalis Pedis]			
Pulse Rhythm [Bilateral Radial]			
Pulse Strength [Bilateral Dorsalis Pedis]			
Pulse Strength [Bilateral Radial]			
Respiratory Rate	19	19	19
Respiratory Effort			
Respiratory Depth			
Respiratory Pattern			
Blood Pressure	123/68 H	107/55 L	125/66 H
Blood Pressure Mean	86	72	85
Blood Pressure Location			
Pulse Oximetry	98	98	98
O2 Delivery			
Oxygen Flow Rate			
FIO2			
Sepsis Action Taken by Nursing			

Lyons, Kathleen A

Facility: Queen of the Valley Hospital **Location:** Q 1 Intensive Care Unit
 61 F 07/13/1961 **Med Rec Num:** MR01483046

Room-Bed: QI007-A
Visit: QH0054940416

Vital Signs - Continued

	11/28/22 07:44	11/28/22 11:02	11/28/22 06:30
Temperature			
Temperature Source			
Pulse Rate	88	86	89
Pulse Rhythm [Bilateral Dorsalis Pedis]			
Pulse Rhythm [Bilateral Radial]			
Pulse Strength [Bilateral Dorsalis Pedis]			
Pulse Strength [Bilateral Radial]			
Respiratory Rate	20	22 H	20
Respiratory Effort			
Respiratory Depth			
Respiratory Pattern			
Blood Pressure	140/79 H	124/64 H	124/67 H
Blood Pressure Mean			86
Blood Pressure Location			
Pulse Oximetry	98	98	98
O2 Delivery			
Oxygen Flow Rate			
FI02	35	35	
Sepsis Action Taken by Nursing			
	11/28/22 06:45	11/28/22 07:00	11/28/22 07:15
Temperature			
Temperature Source			
Pulse Rate	91	94	96
Pulse Rhythm [Bilateral Dorsalis Pedis]			
Pulse Rhythm [Bilateral Radial]			
Pulse Strength [Bilateral Dorsalis Pedis]			
Pulse Strength [Bilateral Radial]			
Respiratory Rate	21 H	22 H	23 H
Respiratory Effort			
Respiratory Depth			
Respiratory Pattern			

Lyons, Kathleen A

Facility: Queen of the Valley Hospital **Location:** Q 1 Intensive Care Unit
 61 F 07/13/1961 **Med Rec Num:** MR01483046

Room-Bed: QI007-A
Visit: QH0054940416

Vital Signs - Continued

Blood Pressure	127/68 H	143/82 H	137/70 H
Blood Pressure Mean	87	102	92
Blood Pressure Location			
Pulse Oximetry	98	98	97
O2 Delivery			
Oxygen Flow Rate			
FI02			
Sepsis Action Taken by Nursing			

Temperature	11/28/22 07:30	11/28/22 07:45	11/28/22 08:00
Temperature Source			Axillary
Pulse Rate	95	90	90
Pulse Rhythm [Bilateral Dorsalis Pedis]			
Pulse Rhythm [Bilateral Radial]			
Pulse Strength [Bilateral Dorsalis Pedis]			
Pulse Strength [Bilateral Radial]			
Respiratory Rate	22 H	20	21 H
Respiratory Effort			
Respiratory Depth			
Respiratory Pattern			
Blood Pressure	140/79 H	109/59 L	103/59 L
Blood Pressure Mean	99	70	69
Blood Pressure Location			Left Arm
Pulse Oximetry	98	98	98
O2 Delivery			Mechanical Ventilation
Oxygen Flow Rate			
FI02			35
Sepsis Action Taken by Nursing			

Temperature	11/28/22 08:15	11/28/22 08:30	11/28/22 08:45
-------------	-------------------	-------------------	-------------------

Lyons, Kathleen A

Facility: Queen of the Valley Hospital **Location:** Q 1 Intensive Care Unit
 61 F 07/13/1961 **Med Rec Num:** MR01483046

Room-Bed: QI007-A
Visit: QH0054940416

Vital Signs - Continued

Temperature Source			
Pulse Rate	90	89	88
Pulse Rhythm [Bilateral Dorsalis Pedis]			
Pulse Rhythm [Bilateral Radial]			
Pulse Strength [Bilateral Dorsalis Pedis]			
Pulse Strength [Bilateral Radial]			
Respiratory Rate	21 H	22 H	21 H
Respiratory Effort			
Respiratory Depth			
Respiratory Pattern			
Blood Pressure	110/65	121/62 H	113/62
Blood Pressure Mean	74	76	74
Blood Pressure Location			
Pulse Oximetry	98	98	98
O2 Delivery			
Oxygen Flow Rate			
FI02			
Sepsis Action Taken by Nursing			

Temperature	11/28/22 09:00	11/28/22 09:15	11/28/22 09:30
Temperature Source			
Pulse Rate	88	87	88
Pulse Rhythm [Bilateral Dorsalis Pedis]			
Pulse Rhythm [Bilateral Radial]			
Pulse Strength [Bilateral Dorsalis Pedis]			
Pulse Strength [Bilateral Radial]			
Respiratory Rate	22 H	19	24 H
Respiratory Effort			
Respiratory Depth			
Respiratory Pattern			
Blood Pressure	117/71	121/62 H	127/64 H
Blood Pressure Mean	82	76	78
Blood Pressure Location			
Pulse Oximetry	98	98	98

Lyons, Kathleen A

Facility: Queen of the Valley Hospital **Location:** Q 1 Intensive Care Unit
 61 F 07/13/1961 **Med Rec Num:** MR01483046

Room-Bed: QI007-A
Visit: QH0054940416

Vital Signs - Continued

O2 Delivery			
Oxygen Flow Rate			
FI02			
Sepsis Action Taken by Nursing			

Temperature	11/28/22 09:45	11/28/22 10:00	11/28/22 10:15
Temperature Source			
Pulse Rate	87	87	98
Pulse Rhythm [Bilateral Dorsalis Pedis]			
Pulse Rhythm [Bilateral Radial]			
Pulse Strength [Bilateral Dorsalis Pedis]			
Pulse Strength [Bilateral Radial]			
Respiratory Rate	21 H	21 H	26 H
Respiratory Effort			
Respiratory Depth			
Respiratory Pattern			
Blood Pressure	122/59 H	125/64 H	131/80 H
Blood Pressure Mean	74	79	89
Blood Pressure Location			
Pulse Oximetry	98	98	99
O2 Delivery			
Oxygen Flow Rate			
FI02			
Sepsis Action Taken by Nursing			

Temperature	11/28/22 10:30	11/28/22 10:45	11/28/22 11:00
Temperature Source			
Pulse Rate	87	87	88
Pulse Rhythm [Bilateral Dorsalis Pedis]			
Pulse Rhythm [Bilateral Radial]			
Pulse Strength [Bilateral Dorsalis Pedis]			

Lyons, Kathleen A

Facility: Queen of the Valley Hospital **Location:** Q 1 Intensive Care Unit
 61 F 07/13/1961 **Med Rec Num:** MR01483046

Room-Bed: QI007-A
Visit: QH0054940416

Vital Signs - Continued

Pulse Strength [Bilateral Radial]			
Respiratory Rate	22 H	22 H	22 H
Respiratory Effort			
Respiratory Depth			
Respiratory Pattern			
Blood Pressure	124/62 H	134/67 H	124/64 H
Blood Pressure Mean	76	82	77
Blood Pressure Location			
Pulse Oximetry	98	98	98
O2 Delivery			
Oxygen Flow Rate			
FIO2			
Sepsis Action Taken by Nursing			

Temperature	11/28/22 11:15	11/28/22 11:30	11/28/22 11:45
Temperature Source			
Pulse Rate	87	87	86
Pulse Rhythm [Bilateral Dorsalis Pedis]			
Pulse Rhythm [Bilateral Radial]			
Pulse Strength [Bilateral Dorsalis Pedis]			
Pulse Strength [Bilateral Radial]			
Respiratory Rate	23 H	26 H	19
Respiratory Effort			
Respiratory Depth			
Respiratory Pattern			
Blood Pressure	139/73 H	113/69	111/71
Blood Pressure Mean	90	80	84
Blood Pressure Location			
Pulse Oximetry	98	99	98
O2 Delivery			
Oxygen Flow Rate			
FIO2			
Sepsis Action Taken by Nursing			

Lyons, Kathleen A

Facility: Queen of the Valley Hospital **Location:** Q 1 Intensive Care Unit
 61 F 07/13/1961 **Med Rec Num:** MR01483046

Room-Bed: QI007-A
Visit: QH0054940416

Vital Signs - Continued

	11/28/22 15:30	11/28/22 08:00	11/28/22 12:00
Temperature			
Temperature Source			
Pulse Rate	82		
Pulse Rhythm [Bilateral Dorsalis Pedis]	Regular	Regular	Regular
Pulse Rhythm [Bilateral Radial]	Regular	Regular	Regular
Pulse Strength [Bilateral Dorsalis Pedis]	Normal	Normal	Normal
Pulse Strength [Bilateral Radial]	Normal	Normal	Normal
Respiratory Rate	21 H		
Respiratory Effort		Mechanically Ventilated	Mechanically Ventilated
Respiratory Depth		Normal	Normal
Respiratory Pattern		Normal	Normal
Blood Pressure	119/65		
Blood Pressure Mean			
Blood Pressure Location			
Pulse Oximetry	99		
O2 Delivery			
Oxygen Flow Rate			
FI02	35		
Sepsis Action Taken by Nursing			

	11/28/22 16:00	11/28/22 08:00	11/28/22 08:00
Temperature			
Temperature Source			
Pulse Rate			
Pulse Rhythm [Bilateral Dorsalis Pedis]	Regular		
Pulse Rhythm [Bilateral Radial]	Regular		
Pulse Strength [Bilateral Dorsalis Pedis]	Normal		
Pulse Strength [Bilateral Radial]	Normal		
Respiratory Rate			
Respiratory Effort	Mechanically Ventilated		

Lyons, Kathleen A

Facility: Queen of the Valley Hospital **Location:** Q 1 Intensive Care Unit
 61 F 07/13/1961 **Med Rec Num:** MR01483046

Room-Bed: QI007-A
Visit: QH0054940416

Vital Signs - Continued

Respiratory Depth	Normal		
Respiratory Pattern	Normal		
Blood Pressure			
Blood Pressure Mean			
Blood Pressure Location			
Pulse Oximetry			
O2 Delivery			
Oxygen Flow Rate			35
FI02			
Sepsis Action Taken by Nursing		No Action Required	

Temperature	11/28/22	11/28/22	11/28/22
Temperature Source	12:00	16:00	08:00
Pulse Rate			90
Pulse Rhythm [Bilateral Dorsalis Pedis]			
Pulse Rhythm [Bilateral Radial]			
Pulse Strength [Bilateral Dorsalis Pedis]			
Pulse Strength [Bilateral Radial]			
Respiratory Rate			
Respiratory Effort			
Respiratory Depth			
Respiratory Pattern			
Blood Pressure			
Blood Pressure Mean			
Blood Pressure Location			
Pulse Oximetry			
O2 Delivery			
Oxygen Flow Rate			35
FI02			35
Sepsis Action Taken by Nursing			

Lyons, Kathleen A

Facility: Queen of the Valley Hospital **Location:** Q 1 Intensive Care Unit
 61 F 07/13/1961 **Med Rec Num:** MR01483046

Room-Bed: QI007-A
Visit: QH0054940416

Vital Signs - Continued

	11/28/22 12:00	11/28/22 12:00	11/28/22 12:15
Temperature		99.2 F	
Temperature Source		Axillary	
Pulse Rate	85	83	85
Pulse Rhythm [Bilateral Dorsalis Pedis]			
Pulse Rhythm [Bilateral Radial]			
Pulse Strength [Bilateral Dorsalis Pedis]			
Pulse Strength [Bilateral Radial]			
Respiratory Rate		22 H	20
Respiratory Effort			
Respiratory Depth			
Respiratory Pattern			
Blood Pressure		115/60	128/71 H
Blood Pressure Mean		72	85
Blood Pressure Location		Left Arm	
Pulse Oximetry		99	99
O2 Delivery		Mechanical Ventilation	
Oxygen Flow Rate			
FI02		35	
Sepsis Action Taken by Nursing			

	11/28/22 12:30	11/28/22 12:45	11/28/22 13:00
Temperature			
Temperature Source			
Pulse Rate	85	84	85
Pulse Rhythm [Bilateral Dorsalis Pedis]			
Pulse Rhythm [Bilateral Radial]			
Pulse Strength [Bilateral Dorsalis Pedis]			
Pulse Strength [Bilateral Radial]			
Respiratory Rate	22 H	23 H	22 H
Respiratory Effort			
Respiratory Depth			

Lyons, Kathleen A

Facility: Queen of the Valley Hospital **Location:** Q 1 Intensive Care Unit
 61 F 07/13/1961 **Med Rec Num:** MR01483046

Room-Bed: QI007-A
Visit: QH0054940416

Vital Signs - Continued

Respiratory Pattern			
Blood Pressure	129/62 H	126/64 H	126/64 H
Blood Pressure Mean	78	84	84
Blood Pressure Location			
Pulse Oximetry	99	98	98
O2 Delivery			
Oxygen Flow Rate			
FI02			
Sepsis Action Taken by Nursing			

Temperature	11/28/22 13:08	11/28/22 13:15	11/28/22 13:30
Temperature Source			
Pulse Rate	86	85	95
Pulse Rhythm [Bilateral Dorsalis Pedis]			
Pulse Rhythm [Bilateral Radial]			
Pulse Strength [Bilateral Dorsalis Pedis]			
Pulse Strength [Bilateral Radial]			
Respiratory Rate	25 H	22 H	23 H
Respiratory Effort			
Respiratory Depth			
Respiratory Pattern			
Blood Pressure	126/64 H	121/59 H	117/84 H
Blood Pressure Mean	78	74	92
Blood Pressure Location			
Pulse Oximetry	98	98	98
O2 Delivery			
Oxygen Flow Rate			
FI02			
Sepsis Action Taken by Nursing			

Temperature	11/28/22 13:45	11/28/22 14:00	11/28/22 14:15
-------------	-------------------	-------------------	-------------------

Lyons, Kathleen A

Facility: Queen of the Valley Hospital **Location:** Q 1 Intensive Care Unit
 61 F 07/13/1961 **Med Rec Num:** MR01483046

Room-Bed: QI007-A
Visit: QH0054940416

Vital Signs - Continued

Temperature Source			
Pulse Rate	85	87	83
Pulse Rhythm [Bilateral Dorsalis Pedis]			
Pulse Rhythm [Bilateral Radial]			
Pulse Strength [Bilateral Dorsalis Pedis]			
Pulse Strength [Bilateral Radial]			
Respiratory Rate	20	22 H	23 H
Respiratory Effort			
Respiratory Depth			
Respiratory Pattern			
Blood Pressure	110/56 L	115/72	118/62
Blood Pressure Mean	68	82	74
Blood Pressure Location			
Pulse Oximetry	98	99	99
O2 Delivery			
Oxygen Flow Rate			
FI02			
Sepsis Action Taken by Nursing			

Temperature	11/28/22 14:30	11/28/22 14:45	11/28/22 15:00
Temperature Source			
Pulse Rate	82	81	81
Pulse Rhythm [Bilateral Dorsalis Pedis]			
Pulse Rhythm [Bilateral Radial]			
Pulse Strength [Bilateral Dorsalis Pedis]			
Pulse Strength [Bilateral Radial]			
Respiratory Rate	20	21 H	20
Respiratory Effort			
Respiratory Depth			
Respiratory Pattern			
Blood Pressure	121/64 H	114/57 L	115/61
Blood Pressure Mean	78	71	74
Blood Pressure Location			
Pulse Oximetry	99	99	99

Lyons, Kathleen A

Facility: Queen of the Valley Hospital **Location:** Q 1 Intensive Care Unit
 61 F 07/13/1961 **Med Rec Num:** MR01483046

Room-Bed: QI007-A
Visit: QH0054940416

Vital Signs - Continued

O2 Delivery			
Oxygen Flow Rate			
FI02			
Sepsis Action Taken by Nursing			

	11/28/22 15:15	11/28/22 15:30	11/28/22 15:45
Temperature			
Temperature Source			
Pulse Rate	81	80	81
Pulse Rhythm [Bilateral Dorsalis Pedis]			
Pulse Rhythm [Bilateral Radial]			
Pulse Strength [Bilateral Dorsalis Pedis]			
Pulse Strength [Bilateral Radial]			
Respiratory Rate	22 H	21 H	20
Respiratory Effort			
Respiratory Depth			
Respiratory Pattern			
Blood Pressure	119/65	116/65	125/79 H
Blood Pressure Mean	76	77	90
Blood Pressure Location			
Pulse Oximetry	99	99	99
O2 Delivery			
Oxygen Flow Rate			
FI02			
Sepsis Action Taken by Nursing			

	11/28/22 16:00	11/28/22 16:15	11/28/22 16:30
Temperature	99.1 F		
Temperature Source	Axillary		
Pulse Rate	79	78	77
Pulse Rhythm [Bilateral Dorsalis Pedis]			
Pulse Rhythm [Bilateral Radial]			
Pulse Strength [Bilateral Dorsalis Pedis]			

Lyons, Kathleen A

Facility: Queen of the Valley Hospital **Location:** Q 1 Intensive Care Unit
 61 F 07/13/1961 **Med Rec Num:** MR01483046

Room-Bed: QI007-A
Visit: QH0054940416

Vital Signs - Continued

Pulse Strength [Bilateral Radial]			
Respiratory Rate	22 H	22 H	21 H
Respiratory Effort			
Respiratory Depth			
Respiratory Pattern			
Blood Pressure	122/65 H	112/57 L	116/63
Blood Pressure Mean	80	71	76
Blood Pressure Location	Left Arm		
Pulse Oximetry	99	99	99
O2 Delivery	Mechanical Ventilation		
Oxygen Flow Rate			
FI02	35		
Sepsis Action Taken by Nursing			

Temperature	11/28/22 16:00	11/28/22 16:45	11/28/22 16:46
Temperature Source			
Pulse Rate	80	77	78
Pulse Rhythm [Bilateral Dorsalis Pedis]			
Pulse Rhythm [Bilateral Radial]			
Pulse Strength [Bilateral Dorsalis Pedis]			
Pulse Strength [Bilateral Radial]			
Respiratory Rate		21 H	21 H
Respiratory Effort			
Respiratory Depth			
Respiratory Pattern			
Blood Pressure		120/62	120/62
Blood Pressure Mean		81	77
Blood Pressure Location			
Pulse Oximetry		99	99
O2 Delivery			
FI02			
Sepsis Action Taken by Nursing			

Lyons, Kathleen A

Facility: Queen of the Valley Hospital **Location:** Q 1 Intensive Care Unit
 61 F 07/13/1961 **Med Rec Num:** MR01483046

Room-Bed: QI007-A
Visit: QH0054940416

Vital Signs - Continued

Temperature	11/28/22 17:00	11/28/22 17:01	11/28/22 17:15
Temperature Source			
Pulse Rate	78	79	79
Pulse Rhythm [Bilateral Dorsalis Pedis]			
Pulse Rhythm [Bilateral Radial]			
Pulse Strength [Bilateral Dorsalis Pedis]			
Pulse Strength [Bilateral Radial]			
Respiratory Rate	20	18	17
Respiratory Effort			
Respiratory Depth			
Respiratory Pattern			
Blood Pressure	117/66	117/66	123/62 H
Blood Pressure Mean	83	78	82
Blood Pressure Location			
Pulse Oximetry	99	99	99
O2 Delivery			
Oxygen Flow Rate			
FI02			
Sepsis Action Taken by Nursing			
Temperature	11/28/22 17:16	11/28/22 17:30	11/28/22 17:31
Temperature Source			
Pulse Rate	77	82	81
Pulse Rhythm [Bilateral Dorsalis Pedis]			
Pulse Rhythm [Bilateral Radial]			
Pulse Strength [Bilateral Dorsalis Pedis]			
Pulse Strength [Bilateral Radial]			
Respiratory Rate	21 H	22 H	20
Respiratory Effort			
Respiratory Depth			
Respiratory Pattern			

Lyons, Kathleen A

Facility: Queen of the Valley Hospital **Location:** Q 1 Intensive Care Unit
 61 F 07/13/1961 **Med Rec Num:** MR01483046

Room-Bed: QI007-A
Visit: QH0054940416

Vital Signs - Continued

Blood Pressure	123/62 H	92/56 L	92/56 L
Blood Pressure Mean	77	68	64
Blood Pressure Location			
Pulse Oximetry	99	98	98
O2 Delivery			
Oxygen Flow Rate			
FI02			
Sepsis Action Taken by Nursing			

Temperature	11/28/22 17:45	11/28/22 17:46	11/28/22 18:00
Temperature Source			
Pulse Rate	79	78	81
Pulse Rhythm [Bilateral Dorsalis Pedis]			
Pulse Rhythm [Bilateral Radial]			
Pulse Strength [Bilateral Dorsalis Pedis]			
Pulse Strength [Bilateral Radial]			
Respiratory Rate	20	19	18
Respiratory Effort			
Respiratory Depth			
Respiratory Pattern			
Blood Pressure	97/60	97/60	127/65 H
Blood Pressure Mean	72	69	85
Blood Pressure Location			
Pulse Oximetry	99	99	98
O2 Delivery			
Oxygen Flow Rate			
FI02			
Sepsis Action Taken by Nursing			

Temperature	11/28/22 18:01	11/28/22 18:15	11/28/22 18:16
Temperature Source			

Lyons, Kathleen A

Facility: Queen of the Valley Hospital **Location:** Q 1 Intensive Care Unit
 61 F 07/13/1961 **Med Rec Num:** MR01483046

Room-Bed: QI007-A
Visit: QH0054940416

Vital Signs - Continued

Pulse Rate	80	78	78
Pulse Rhythm [Bilateral Dorsalis Pedis]			
Pulse Rhythm [Bilateral Radial]			
Pulse Strength [Bilateral Dorsalis Pedis]			
Pulse Strength [Bilateral Radial]			
Respiratory Rate	22 H	22 H	20
Respiratory Effort			
Respiratory Depth			
Respiratory Pattern			
Blood Pressure	127/65 H	119/57 L	119/57 L
Blood Pressure Mean	77	77	71
Blood Pressure Location			
Pulse Oximetry	98	98	98
O2 Delivery			
Oxygen Flow Rate			
FI02			
Sepsis Action Taken by Nursing			

Temperature	11/28/22 19:46	11/28/22 20:00	11/28/22 20:00
Temperature Source			
Pulse Rate	76	74	
Pulse Rhythm [Bilateral Dorsalis Pedis]			
Pulse Rhythm [Bilateral Radial]			
Pulse Strength [Bilateral Dorsalis Pedis]			
Pulse Strength [Bilateral Radial]			
Respiratory Rate	20		
Respiratory Effort			
Respiratory Depth			
Respiratory Pattern			
Blood Pressure	127/68 H		
Blood Pressure Mean			
Blood Pressure Location			
Pulse Oximetry	99		
O2 Delivery			

Lyons, Kathleen A

Facility: Queen of the Valley Hospital **Location:** Q 1 Intensive Care Unit
 61 F 07/13/1961 **Med Rec Num:** MR01483046

Room-Bed: QI007-A
Visit: QH0054940416

Vital Signs - Continued

Oxygen Flow Rate			
FIO2	35		
Sepsis Action Taken by Nursing			No Action Required

Temperature	11/28/22 20:00	11/28/22 20:00	11/28/22 18:31
Temperature Source			
Pulse Rate			76
Pulse Rhythm [Bilateral Dorsalis Pedis]		Regular	
Pulse Rhythm [Bilateral Radial]		Regular	
Pulse Strength [Bilateral Dorsalis Pedis]		Normal	
Pulse Strength [Bilateral Radial]		Normal	
Respiratory Rate			20
Respiratory Effort		Mechanically Ventilated	
Respiratory Depth		Normal	
Respiratory Pattern		Normal	
Blood Pressure			118/61
Blood Pressure Mean			74
Blood Pressure Location			
Pulse Oximetry			99
O2 Delivery			
Oxygen Flow Rate			
FIO2	35		
Sepsis Action Taken by Nursing			

Temperature	11/28/22 18:46	11/28/22 19:00	11/28/22 19:16
Temperature Source			
Pulse Rate	77	75	75
Pulse Rhythm [Bilateral Dorsalis Pedis]			
Pulse Rhythm [Bilateral Radial]			

Lyons, Kathleen A

Facility: Queen of the Valley Hospital **Location:** Q 1 Intensive Care Unit
 61 F 07/13/1961 **Med Rec Num:** MR01483046

Room-Bed: QI007-A
Visit: QH0054940416

Vital Signs - Continued

Pulse Strength [Bilateral Dorsalis Pedis]				
Pulse Strength [Bilateral Radial]				
Respiratory Rate	19	20	20	
Respiratory Effort				
Respiratory Depth				
Respiratory Pattern				
Blood Pressure	119/60	113/60	116/63	
Blood Pressure Mean	74	77	75	
Blood Pressure Location				
Pulse Oximetry	99	99	99	
O2 Delivery		Mechanical Ventilation		
Oxygen Flow Rate				
FI02		35		
Sepsis Action Taken by Nursing				

Temperature	11/28/22 19:31	11/28/22 19:46	11/28/22 20:00	97.4 F L
Temperature Source			Temporal Artery Scan	
Pulse Rate	76	76	76	
Pulse Rhythm [Bilateral Dorsalis Pedis]				
Pulse Rhythm [Bilateral Radial]				
Pulse Strength [Bilateral Dorsalis Pedis]				
Pulse Strength [Bilateral Radial]				
Respiratory Rate	20	21 H	21 H	
Respiratory Effort				
Respiratory Depth				
Respiratory Pattern				
Blood Pressure	115/77	127/68 H	126/62 H	
Blood Pressure Mean	83	82	83	
Blood Pressure Location				
Pulse Oximetry	99	99	99	
O2 Delivery			Mechanical Ventilation	

Lyons, Kathleen A

Facility: Queen of the Valley Hospital **Location:** Q 1 Intensive Care Unit
 61 F 07/13/1961 **Med Rec Num:** MR01483046

Room-Bed: QI007-A
Visit: QH0054940416

Vital Signs - Continued

Oxygen Flow Rate			
FI02			35
Sepsis Action Taken by Nursing			

Temperature	11/28/22 20:16	11/28/22 20:32	11/28/22 20:46
Temperature Source			
Pulse Rate	76	73	74
Pulse Rhythm [Bilateral Dorsalis Pedis]			
Pulse Rhythm [Bilateral Radial]			
Pulse Strength [Bilateral Dorsalis Pedis]			
Pulse Strength [Bilateral Radial]			
Respiratory Rate	21 H	21 H	22 H
Respiratory Effort			
Respiratory Depth			
Respiratory Pattern			
Blood Pressure	136/73 H	117/57 L	117/64
Blood Pressure Mean	87	70	75
Blood Pressure Location			
Pulse Oximetry	99	99	99
O2 Delivery			
Oxygen Flow Rate			
FI02			
Sepsis Action Taken by Nursing			

Temperature	11/28/22 21:00	11/28/22 21:16	11/28/22 21:31
Temperature Source			
Pulse Rate	73	72	71
Pulse Rhythm [Bilateral Dorsalis Pedis]			
Pulse Rhythm [Bilateral Radial]			
Pulse Strength [Bilateral Dorsalis Pedis]			
Pulse Strength [Bilateral Radial]			

Lyons, Kathleen A

Facility: Queen of the Valley Hospital **Location:** Q 1 Intensive Care Unit
 61 F 07/13/1961 **Med Rec Num:** MR01483046

Room-Bed: QI007-A
Visit: QH0054940416

Vital Signs - Continued

Respiratory Rate	16	19	19
Respiratory Effort			
Respiratory Depth			
Respiratory Pattern			
Blood Pressure	107/59 L	103/59 L	96/56 L
Blood Pressure Mean	75	68	65
Blood Pressure Location			
Pulse Oximetry	99	99	99
O2 Delivery	Mechanical Ventilation		
Oxygen Flow Rate			
FI02	35		
Sepsis Action Taken by Nursing			

Temperature	11/28/22 21:46	11/28/22 22:00	11/28/22 22:17
Temperature Source			
Pulse Rate	70	71	73
Pulse Rhythm [Bilateral Dorsalis Pedis]			
Pulse Rhythm [Bilateral Radial]			
Pulse Strength [Bilateral Dorsalis Pedis]			
Pulse Strength [Bilateral Radial]			
Respiratory Rate	18	19	20
Respiratory Effort			
Respiratory Depth			
Respiratory Pattern			
Blood Pressure	91/48 L	96/58 L	123/56 H
Blood Pressure Mean	57	70	72
Blood Pressure Location			
Pulse Oximetry	98	99	99
O2 Delivery		Mechanical Ventilation	
Oxygen Flow Rate			
FI02		35	
Sepsis Action Taken by Nursing			

Lyons, Kathleen A

Facility: Queen of the Valley Hospital **Location:** Q 1 Intensive Care Unit
 61 F 07/13/1961 **Med Rec Num:** MR01483046

Room-Bed: QI007-A
Visit: QH0054940416

Vital Signs - Continued

Temperature	11/28/22 23:05	11/28/22 23:59	11/28/22 23:59
Temperature Source			
Pulse Rate	76	77	
Pulse Rhythm [Bilateral Dorsalis Pedis]			Regular
Pulse Rhythm [Bilateral Radial]			Regular
Pulse Strength [Bilateral Dorsalis Pedis]			Normal
Pulse Strength [Bilateral Radial]			Normal
Respiratory Rate	20		
Respiratory Effort			Mechanically Ventilated
Respiratory Depth			Normal
Respiratory Pattern			Normal
Blood Pressure	106/53 L		
Blood Pressure Mean			
Blood Pressure Location			
Pulse Oximetry	98		
O2 Delivery			
Oxygen Flow Rate			
FI02	35		
Sepsis Action Taken by Nursing			

Temperature	11/28/22 23:59	11/28/22 22:31	11/28/22 22:46
Temperature Source			
Pulse Rate		77	78
Pulse Rhythm [Bilateral Dorsalis Pedis]			
Pulse Rhythm [Bilateral Radial]			
Pulse Strength [Bilateral Dorsalis Pedis]			
Pulse Strength [Bilateral Radial]			
Respiratory Rate		21 H	20
Respiratory Effort			
Respiratory Depth			

Lyons, Kathleen A

Facility: Queen of the Valley Hospital **Location:** Q 1 Intensive Care Unit
 61 F 07/13/1961 **Med Rec Num:** MR01483046

Room-Bed: QI007-A
Visit: QH0054940416

Vital Signs - Continued

Respiratory Pattern			
Blood Pressure		110/62	118/66
Blood Pressure Mean		72	78
Blood Pressure Location			
Pulse Oximetry		99	99
O2 Delivery			
Oxygen Flow Rate			
FI02		35	
Sepsis Action Taken by Nursing			

Temperature		11/28/22 23:00	11/28/22 23:16	11/28/22 23:31
Temperature Source				
Pulse Rate		76	76	81
Pulse Rhythm [Bilateral Dorsalis Pedis]				
Pulse Rhythm [Bilateral Radial]				
Pulse Strength [Bilateral Dorsalis Pedis]				
Pulse Strength [Bilateral Radial]				
Respiratory Rate		22 H	23 H	21 H
Respiratory Effort				
Respiratory Depth				
Respiratory Pattern				
Blood Pressure		106/53 L	108/55 L	118/65
Blood Pressure Mean		70	65	77
Blood Pressure Location				
Pulse Oximetry		99	98	98
O2 Delivery		Mechanical Ventilation		
Oxygen Flow Rate				
FI02		35		
Sepsis Action Taken by Nursing				

	11/28/22 23:46	11/29/22 00:00	11/29/22 04:00
--	-------------------	-------------------	-------------------

Lyons, Kathleen A

Facility: Queen of the Valley Hospital **Location:** Q 1 Intensive Care Unit
 61 F 07/13/1961 **Med Rec Num:** MR01483046

Room-Bed: QI007-A
Visit: QH0054940416

Vital Signs - Continued

Temperature		97.6 F	
Temperature Source		Oral	
Pulse Rate	77	78	79
Pulse Rhythm [Bilateral Dorsalis Pedis]			
Pulse Rhythm [Bilateral Radial]			
Pulse Strength [Bilateral Dorsalis Pedis]			
Pulse Strength [Bilateral Radial]			
Respiratory Rate	22 H	21 H	
Respiratory Effort			
Respiratory Depth			
Respiratory Pattern			
Blood Pressure	110/53 L	106/64	
Blood Pressure Mean	66	78	
Blood Pressure Location			
Pulse Oximetry	98	98	
O2 Delivery		Mechanical Ventilation	
Oxygen Flow Rate			
FI02		35	
Sepsis Action Taken by Nursing			

Temperature	11/29/22 04:00	11/29/22 04:00	11/29/22 00:16
Temperature Source			
Pulse Rate			80
Pulse Rhythm [Bilateral Dorsalis Pedis]	Regular		
Pulse Rhythm [Bilateral Radial]	Regular		
Pulse Strength [Bilateral Dorsalis Pedis]	Normal		
Pulse Strength [Bilateral Radial]	Normal		
Respiratory Rate			16
Respiratory Effort	Mechanically Ventilated		
Respiratory Depth	Normal		
Respiratory Pattern	Normal		
Blood Pressure			119/70

Lyons, Kathleen A

Facility: Queen of the Valley Hospital **Location:** Q 1 Intensive Care Unit
 61 F 07/13/1961 **Med Rec Num:** MR01483046

Room-Bed: QI007-A
Visit: QH0054940416

Vital Signs - Continued

Blood Pressure Mean				81
Blood Pressure Location				
Pulse Oximetry				98
O2 Delivery				
Oxygen Flow Rate				
FI02				35
Sepsis Action Taken by Nursing				

Temperature	11/29/22 00:31	11/29/22 00:46	11/29/22 01:00
Temperature Source			
Pulse Rate	78	78	79
Pulse Rhythm [Bilateral Dorsalis Pedis]			
Pulse Rhythm [Bilateral Radial]			
Pulse Strength [Bilateral Dorsalis Pedis]			
Pulse Strength [Bilateral Radial]			
Respiratory Rate	18	23 H	21 H
Respiratory Effort			
Respiratory Depth			
Respiratory Pattern			
Blood Pressure	110/59 L	113/57 L	125/69 H
Blood Pressure Mean	70	69	87
Blood Pressure Location			
Pulse Oximetry	98	98	98
O2 Delivery			Mechanical Ventilation
Oxygen Flow Rate			
FI02			35
Sepsis Action Taken by Nursing			

Temperature	11/29/22 01:16	11/29/22 01:31	11/29/22 01:46
Temperature Source			

Lyons, Kathleen A

Facility: Queen of the Valley Hospital **Location:** Q 1 Intensive Care Unit
 61 F 07/13/1961 **Med Rec Num:** MR01483046

Room-Bed: QI007-A
Visit: QH0054940416

Vital Signs - Continued

Pulse Rate	79	80	78
Pulse Rhythm [Bilateral Dorsalis Pedis]			
Pulse Rhythm [Bilateral Radial]			
Pulse Strength [Bilateral Dorsalis Pedis]			
Pulse Strength [Bilateral Radial]			
Respiratory Rate	22 H	23 H	22 H
Respiratory Effort			
Respiratory Depth			
Respiratory Pattern			
Blood Pressure	126/62 H	127/77 H	113/49 L
Blood Pressure Mean	75	87	63
Blood Pressure Location			
Pulse Oximetry	97	98	97
O2 Delivery			
Oxygen Flow Rate			
FI02			
Sepsis Action Taken by Nursing			

Temperature	11/29/22 02:00	11/29/22 02:15	11/29/22 02:30
Temperature Source			
Pulse Rate	76	76	76
Pulse Rhythm [Bilateral Dorsalis Pedis]			
Pulse Rhythm [Bilateral Radial]			
Pulse Strength [Bilateral Dorsalis Pedis]			
Pulse Strength [Bilateral Radial]			
Respiratory Rate	20	22 H	22 H
Respiratory Effort			
Respiratory Depth			
Respiratory Pattern			
Blood Pressure	110/54 L	111/54 L	107/55 L
Blood Pressure Mean	67	67	66
Blood Pressure Location			
Pulse Oximetry	98	98	98

Lyons, Kathleen A

Facility: Queen of the Valley Hospital **Location:** Q 1 Intensive Care Unit
 61 F 07/13/1961 **Med Rec Num:** MR01483046

Room-Bed: QI007-A
Visit: QH0054940416

Vital Signs - Continued

O2 Delivery	Mechanical Ventilation		
Oxygen Flow Rate			
FI02	35		
Sepsis Action Taken by Nursing			

Temperature	11/29/22 02:45	11/29/22 03:00	11/29/22 03:15
Temperature Source			
Pulse Rate	76	75	73
Pulse Rhythm [Bilateral Dorsalis Pedis]			
Pulse Rhythm [Bilateral Radial]			
Pulse Strength [Bilateral Dorsalis Pedis]			
Pulse Strength [Bilateral Radial]			
Respiratory Rate	21 H	20	20
Respiratory Effort			
Respiratory Depth			
Respiratory Pattern			
Blood Pressure	117/65	107/58 L	113/57 L
Blood Pressure Mean	76	69	70
Blood Pressure Location			
Pulse Oximetry	98	98	98
O2 Delivery		Mechanical Ventilation	
Oxygen Flow Rate			
FI02		35	
Sepsis Action Taken by Nursing			

Temperature	11/29/22 03:30	11/29/22 03:45	11/29/22 04:00
Temperature Source			Temporal Artery Scan
Pulse Rate	74	74	76

Lyons, Kathleen A

Facility: Queen of the Valley Hospital **Location:** Q 1 Intensive Care Unit
 61 F 07/13/1961 **Med Rec Num:** MR01483046

Room-Bed: QI007-A
Visit: QH0054940416

Vital Signs - Continued

Pulse Rhythm [Bilateral Dorsalis Pedis]			
Pulse Rhythm [Bilateral Radial]			
Pulse Strength [Bilateral Dorsalis Pedis]			
Pulse Strength [Bilateral Radial]			
Respiratory Rate	20	21 H	23 H
Respiratory Effort			
Respiratory Depth			
Respiratory Pattern			
Blood Pressure	116/63	127/62 H	126/71 H
Blood Pressure Mean	75	78	82
Blood Pressure Location			
Pulse Oximetry	99	99	99
O2 Delivery			Mechanical Ventilation
Oxygen Flow Rate			
FI02			35
Sepsis Action Taken by Nursing			

Temperature	11/29/22 04:16	11/29/22 03:10	11/29/22 04:31
Temperature Source			
Pulse Rate	122 H	73	76
Pulse Rhythm [Bilateral Dorsalis Pedis]			
Pulse Rhythm [Bilateral Radial]			
Pulse Strength [Bilateral Dorsalis Pedis]			
Pulse Strength [Bilateral Radial]			
Respiratory Rate	20	18	17
Respiratory Effort			
Respiratory Depth			
Respiratory Pattern			
Blood Pressure	104/91 H	113/57 L	80/41 L
Blood Pressure Mean	95		50
Blood Pressure Location			
Pulse Oximetry	95	97	96
O2 Delivery			

Lyons, Kathleen A

Facility: Queen of the Valley Hospital **Location:** Q 1 Intensive Care Unit
 61 F 07/13/1961 **Med Rec Num:** MR01483046

Room-Bed: QI007-A
Visit: QH0054940416

Vital Signs - Continued

Oxygen Flow Rate			
FI02		35	
Sepsis Action Taken by Nursing			

Temperature	11/29/22 04:34	11/29/22 04:38	11/29/22 04:45
Temperature Source			
Pulse Rate	75	74	100
Pulse Rhythm [Bilateral Dorsalis Pedis]			
Pulse Rhythm [Bilateral Radial]			
Pulse Strength [Bilateral Dorsalis Pedis]			
Pulse Strength [Bilateral Radial]			
Respiratory Rate	19	18	24 H
Respiratory Effort			
Respiratory Depth			
Respiratory Pattern			
Blood Pressure	79/51 L	88/52 L	210/106 H
Blood Pressure Mean	57	60	129
Blood Pressure Location			
Pulse Oximetry	97	97	98
O2 Delivery			
Oxygen Flow Rate			
FI02			
Sepsis Action Taken by Nursing			

Temperature	11/29/22 04:47	11/29/22 04:53	11/29/22 05:00
Temperature Source			
Pulse Rate	87	78	74
Pulse Rhythm [Bilateral Dorsalis Pedis]			
Pulse Rhythm [Bilateral Radial]			
Pulse Strength [Bilateral Dorsalis Pedis]			
Pulse Strength [Bilateral Radial]			

Lyons, Kathleen A

Facility: Queen of the Valley Hospital **Location:** Q 1 Intensive Care Unit
 61 F 07/13/1961 **Med Rec Num:** MR01483046

Room-Bed: QI007-A
Visit: QH0054940416

Vital Signs - Continued

Respiratory Rate	24 H	20	19
Respiratory Effort			
Respiratory Depth			
Respiratory Pattern			
Blood Pressure	182/82 H	123/57 H	112/56 L
Blood Pressure Mean	101	72	67
Blood Pressure Location			
Pulse Oximetry	97	96	96
O2 Delivery			Mechanical Ventilation
Oxygen Flow Rate			
FI02			35
Sepsis Action Taken by Nursing			

Temperature	11/29/22 05:15	11/29/22 05:30	11/29/22 05:45
Temperature Source			
Pulse Rate	73	70	69
Pulse Rhythm [Bilateral Dorsalis Pedis]			
Pulse Rhythm [Bilateral Radial]			
Pulse Strength [Bilateral Dorsalis Pedis]			
Pulse Strength [Bilateral Radial]			
Respiratory Rate	17	21 H	17
Respiratory Effort			
Respiratory Depth			
Respiratory Pattern			
Blood Pressure	119/61	105/62	108/60
Blood Pressure Mean	74	70	70
Blood Pressure Location			
Pulse Oximetry	97	97	97
O2 Delivery			
Oxygen Flow Rate			
FI02			
Sepsis Action Taken by Nursing			

Lyons, Kathleen A

Facility: Queen of the Valley Hospital **Location:** Q 1 Intensive Care Unit
 61 F 07/13/1961 **Med Rec Num:** MR01483046

Room-Bed: QI007-A
Visit: QH0054940416

Vital Signs - Continued

	11/29/22 06:00	11/29/22 06:15	11/29/22 06:30
Temperature			
Temperature Source			
Pulse Rate	68	66	66
Pulse Rhythm [Bilateral Dorsalis Pedis]			
Pulse Rhythm [Bilateral Radial]			
Pulse Strength [Bilateral Dorsalis Pedis]			
Pulse Strength [Bilateral Radial]			
Respiratory Rate	24 H	18	18
Respiratory Effort			
Respiratory Depth			
Respiratory Pattern			
Blood Pressure	111/57 L	110/58 L	106/61
Blood Pressure Mean	68	69	70
Blood Pressure Location			
Pulse Oximetry	98	98	98
O2 Delivery	Mechanical Ventilation		
Oxygen Flow Rate			
FI02	35		
Sepsis Action Taken by Nursing			

	11/29/22 08:00	11/29/22 08:00	11/29/22 08:00
Temperature			
Temperature Source			
Pulse Rate	64		
Pulse Rhythm [Bilateral Dorsalis Pedis]	Regular		
Pulse Rhythm [Bilateral Radial]	Regular		
Pulse Strength [Bilateral Dorsalis Pedis]	Normal		
Pulse Strength [Bilateral Radial]	Normal		
Respiratory Rate			
Respiratory Effort		Mechanically Ventilated	

Lyons, Kathleen A

Facility: Queen of the Valley Hospital **Location:** Q 1 Intensive Care Unit
 61 F 07/13/1961 **Med Rec Num:** MR01483046

Room-Bed: QI007-A
Visit: QH0054940416

Vital Signs - Continued

Respiratory Depth		Normal	
Respiratory Pattern		Normal	
Blood Pressure			
Blood Pressure Mean			
Blood Pressure Location			
Pulse Oximetry			
O2 Delivery			
Oxygen Flow Rate			
FI02			
Sepsis Action Taken by Nursing			No Action Required

Temperature	11/29/22 08:00	11/29/22 06:45	11/29/22 07:00
Temperature Source			
Pulse Rate		66	65
Pulse Rhythm [Bilateral Dorsalis Pedis]			
Pulse Rhythm [Bilateral Radial]			
Pulse Strength [Bilateral Dorsalis Pedis]			
Pulse Strength [Bilateral Radial]		17	19
Respiratory Rate			
Respiratory Effort			
Respiratory Depth			
Respiratory Pattern			
Blood Pressure		103/57 L	109/62
Blood Pressure Mean		67	72
Blood Pressure Location			
Pulse Oximetry		98	98
O2 Delivery			
Oxygen Flow Rate			
FI02		35	
Sepsis Action Taken by Nursing			

Lyons, Kathleen A

Facility: Queen of the Valley Hospital **Location:** Q 1 Intensive Care Unit
 61 F 07/13/1961 **Med Rec Num:** MR01483046

Room-Bed: QI007-A
Visit: QH0054940416

Vital Signs - Continued

Temperature	11/29/22 07:15	11/29/22 07:30	11/29/22 07:45
Temperature Source			
Pulse Rate	65	65	65
Pulse Rhythm [Bilateral Dorsalis Pedis]			
Pulse Rhythm [Bilateral Radial]			
Pulse Strength [Bilateral Dorsalis Pedis]			
Pulse Strength [Bilateral Radial]			
Respiratory Rate	16	20	19
Respiratory Effort			
Respiratory Depth			
Respiratory Pattern			
Blood Pressure	116/66	116/61	120/69
Blood Pressure Mean	77	79	81
Blood Pressure Location			
Pulse Oximetry	99	98	98
O2 Delivery			
Oxygen Flow Rate			
FI02			
Sepsis Action Taken by Nursing			

Temperature	11/29/22 08:00	11/29/22 08:15	11/29/22 08:30
Temperature Source	95.3 F L Temporal Artery Scan		
Pulse Rate	64	63	62
Pulse Rhythm [Bilateral Dorsalis Pedis]			
Pulse Rhythm [Bilateral Radial]			
Pulse Strength [Bilateral Dorsalis Pedis]			
Pulse Strength [Bilateral Radial]			
Respiratory Rate	19	21 H	19
Respiratory Effort			
Respiratory Depth			

Lyons, Kathleen A

Facility: Queen of the Valley Hospital **Location:** Q 1 Intensive Care Unit
 61 F 07/13/1961 **Med Rec Num:** MR01483046

Room-Bed: QI007-A
Visit: QH0054940416

Vital Signs - Continued

Respiratory Pattern				
Blood Pressure		114/65	104/65	107/58 L
Blood Pressure Mean		76	74	69
Blood Pressure Location		Left Arm		
Pulse Oximetry		99	98	98
O2 Delivery		Mechanical Ventilation		
Oxygen Flow Rate				
FI02		35		
Sepsis Action Taken by Nursing				

Temperature		11/29/22 08:45	11/29/22 09:00 95.2 F L	11/29/22 09:01
Temperature Source			Temporal Artery Scan	
Pulse Rate		64	61	60
Pulse Rhythm [Bilateral Dorsalis Pedis]				
Pulse Rhythm [Bilateral Radial]				
Pulse Strength [Bilateral Dorsalis Pedis]				
Pulse Strength [Bilateral Radial]				
Respiratory Rate		20	18	20
Respiratory Effort				
Respiratory Depth				
Respiratory Pattern				
Blood Pressure		117/66	97/53 L	97/53 L
Blood Pressure Mean		79	67	62
Blood Pressure Location				
Pulse Oximetry		99	98	98
O2 Delivery				
Oxygen Flow Rate				
FI02				
Sepsis Action Taken by Nursing				

Lyons, Kathleen A

Facility: Queen of the Valley Hospital
 61 F 07/13/1961

Location: Q 1 Intensive Care Unit
Med Rec Num: MR01483046

Room-Bed: QI007-A
Visit: QH0054940416

Vital Signs - Continued

Temperature	11/29/22 09:15	11/29/22 09:30	11/29/22 07:10
Temperature Source			
Pulse Rate	61	61	66
Pulse Rhythm [Bilateral Dorsalis Pedis]			
Pulse Rhythm [Bilateral Radial]			
Pulse Strength [Bilateral Dorsalis Pedis]			
Pulse Strength [Bilateral Radial]			
Respiratory Rate	18	20	18
Respiratory Effort			
Respiratory Depth			
Respiratory Pattern			
Blood Pressure	95/55 L	84/55 L	116/61
Blood Pressure Mean	64	62	
Blood Pressure Location			
Pulse Oximetry	98	98	98
O2 Delivery			
Oxygen Flow Rate			
FI02			35
Sepsis Action Taken by Nursing			

Temperature	11/29/22 12:00	11/29/22 12:00	11/29/22 12:00
Temperature Source			
Pulse Rate	63		
Pulse Rhythm [Bilateral Dorsalis Pedis]			Regular
Pulse Rhythm [Bilateral Radial]			Regular
Pulse Strength [Bilateral Dorsalis Pedis]			Normal
Pulse Strength [Bilateral Radial]			Normal
Respiratory Rate			
Respiratory Effort			Mechanically Ventilated
Respiratory Depth			Normal

Lyons, Kathleen A

Facility: Queen of the Valley Hospital **Location:** Q 1 Intensive Care Unit
 61 F 07/13/1961 **Med Rec Num:** MR01483046

Room-Bed: QI007-A
Visit: QH0054940416

Vital Signs - Continued

Respiratory Pattern			Normal
Blood Pressure			
Blood Pressure Mean			
Blood Pressure Location			
Pulse Oximetry			
O2 Delivery			
Oxygen Flow Rate			
FIO2		35	
Sepsis Action Taken by Nursing			

Temperature	11/29/22 09:45	11/29/22 10:00	11/29/22 10:15
Temperature Source		Temporal Artery Scan	
Pulse Rate	63	62	63
Pulse Rhythm [Bilateral Dorsalis Pedis]			
Pulse Rhythm [Bilateral Radial]			
Pulse Strength [Bilateral Dorsalis Pedis]			
Pulse Strength [Bilateral Radial]			
Respiratory Rate	17	15	22 H
Respiratory Effort			
Respiratory Depth			
Respiratory Pattern			
Blood Pressure	117/63	127/66 H	110/58 L
Blood Pressure Mean	77	80	75
Blood Pressure Location			
Pulse Oximetry	98	99	98
O2 Delivery			
Oxygen Flow Rate			
FIO2			
Sepsis Action Taken by Nursing			

	11/29/22 10:16	11/29/22 10:30	11/29/22 10:45
--	-------------------	-------------------	-------------------

Lyons, Kathleen A

Facility: Queen of the Valley Hospital **Location:** Q 1 Intensive Care Unit
 61 F 07/13/1961 **Med Rec Num:** MR01483046

Room-Bed: QI007-A
Visit: QH0054940416

Vital Signs - Continued

Temperature			
Temperature Source			
Pulse Rate	64	62	63
Pulse Rhythm [Bilateral Dorsalis Pedis]			
Pulse Rhythm [Bilateral Radial]			
Pulse Strength [Bilateral Dorsalis Pedis]			
Pulse Strength [Bilateral Radial]			
Respiratory Rate	18	19	17
Respiratory Effort			
Respiratory Depth			
Respiratory Pattern			
Blood Pressure	110/58 L	101/53 L	99/60
Blood Pressure Mean	70	64	69
Blood Pressure Location			
Pulse Oximetry	98	98	98
O2 Delivery			
Oxygen Flow Rate			
FI02			
Sepsis Action Taken by Nursing			

Temperature	11/29/22	11/29/22	11/29/22
Temperature Source	11:00	11:01	11:15
Temperature Source	95.6 F L		
Temperature Source	Temporal Artery Scan		
Pulse Rate	63	63	64
Pulse Rhythm [Bilateral Dorsalis Pedis]			
Pulse Rhythm [Bilateral Radial]			
Pulse Strength [Bilateral Dorsalis Pedis]			
Pulse Strength [Bilateral Radial]			
Respiratory Rate	19	19	18
Respiratory Effort			
Respiratory Depth			
Respiratory Pattern			
Blood Pressure	105/60	105/60	107/58 L
Blood Pressure Mean	75	69	74

Lyons, Kathleen A

Facility: Queen of the Valley Hospital **Location:** Q 1 Intensive Care Unit
 61 F 07/13/1961 **Med Rec Num:** MR01483046

Room-Bed: QI007-A
Visit: QH0054940416

Vital Signs - Continued

Blood Pressure Location				
Pulse Oximetry		98	98	98
O2 Delivery				
Oxygen Flow Rate				
FI02				
Sepsis Action Taken by Nursing				

	11/29/22	11/29/22	11/29/22
Temperature	11:16	11:30	11:45
Temperature Source			
Pulse Rate	66	64	63
Pulse Rhythm [Bilateral Dorsalis Pedis]			
Pulse Rhythm [Bilateral Radial]			
Pulse Strength [Bilateral Dorsalis Pedis]			
Pulse Strength [Bilateral Radial]			
Respiratory Rate	18	19	17
Respiratory Effort			
Respiratory Depth			
Respiratory Pattern			
Blood Pressure	107/58 L	103/62	106/58 L
Blood Pressure Mean	69	75	74
Blood Pressure Location			
Pulse Oximetry	98	99	98
O2 Delivery			
Oxygen Flow Rate			
FI02			
Sepsis Action Taken by Nursing			

	11/29/22	11/29/22	11/29/22
Temperature	11:46	12:00	12:15
Temperature Source		95.9 F L	
		Temporal Artery	
Pulse Rate	63	62	64
		Scan	

Lyons, Kathleen A

Facility: Queen of the Valley Hospital **Location:** Q 1 Intensive Care Unit
 61 F 07/13/1961 **Med Rec Num:** MR01483046

Room-Bed: QI007-A
Visit: QH0054940416

Vital Signs - Continued

Pulse Rhythm [Bilateral Dorsalis Pedis]			
Pulse Rhythm [Bilateral Radial]			
Pulse Strength [Bilateral Dorsalis Pedis]			
Pulse Strength [Bilateral Radial]			
Respiratory Rate	18	17	16
Respiratory Effort			
Respiratory Depth			
Respiratory Pattern			
Blood Pressure	106/58 L	99/56 L	99/59 L
Blood Pressure Mean	68	70	72
Blood Pressure Location		Left Arm	
Pulse Oximetry	98	98	98
O2 Delivery		Mechanical Ventilation	
Oxygen Flow Rate			
FI02		35	
Sepsis Action Taken by Nursing			

Temperature	11/29/22 12:16	11/29/22 12:30	11/29/22 12:31
Temperature Source			
Pulse Rate	64	63	63
Pulse Rhythm [Bilateral Dorsalis Pedis]			
Pulse Rhythm [Bilateral Radial]			
Pulse Strength [Bilateral Dorsalis Pedis]			
Pulse Strength [Bilateral Radial]			
Respiratory Rate	18	16	17
Respiratory Effort			
Respiratory Depth			
Respiratory Pattern			
Blood Pressure	99/59 L	97/56 L	97/56 L
Blood Pressure Mean	67	69	64
Blood Pressure Location			
Pulse Oximetry	98	98	98
O2 Delivery			

Lyons, Kathleen A

Facility: Queen of the Valley Hospital **Location:** Q 1 Intensive Care Unit
 61 F 07/13/1961 **Med Rec Num:** MR01483046

Room-Bed: QI007-A
Visit: QH0054940416

Vital Signs - Continued

Oxygen Flow Rate				
FI02				
Sepsis Action Taken by Nursing				

Temperature	11/29/22 12:45	11/29/22 12:46	11/29/22 13:00
Temperature Source			Temporal Artery Scan
Pulse Rate	63	67	74
Pulse Rhythm [Bilateral Dorsalis Pedis]			
Pulse Rhythm [Bilateral Radial]			
Pulse Strength [Bilateral Dorsalis Pedis]			
Pulse Strength [Bilateral Radial]			
Respiratory Rate	17	15	18
Respiratory Effort			
Respiratory Depth			
Respiratory Pattern			
Blood Pressure	103/65	103/65	126/65 H
Blood Pressure Mean	77	72	85
Blood Pressure Location			
Pulse Oximetry	98	99	98
O2 Delivery			
Oxygen Flow Rate			
FI02			
Sepsis Action Taken by Nursing			

Temperature	11/29/22 13:01	11/29/22 13:15	11/29/22 13:17
Temperature Source			
Pulse Rate	74	62	62
Pulse Rhythm [Bilateral Dorsalis Pedis]			
Pulse Rhythm [Bilateral Radial]			
Pulse Strength [Bilateral Dorsalis Pedis]			

Lyons, Kathleen A

Facility: Queen of the Valley Hospital **Location:** Q 1 Intensive Care Unit
 61 F 07/13/1961 **Med Rec Num:** MR01483046

Room-Bed: QI007-A
Visit: QH0054940416

Vital Signs - Continued

Pulse Strength [Bilateral Radial]			
Respiratory Rate	17	18	16
Respiratory Effort			
Respiratory Depth			
Respiratory Pattern			
Blood Pressure	126/65 H	77/44 L	77/44 L
Blood Pressure Mean	80	55	51
Blood Pressure Location			
Pulse Oximetry	99	97	97
O2 Delivery			
Oxygen Flow Rate			
FIO2			
Sepsis Action Taken by Nursing			

Temperature	11/29/22 13:30	11/29/22 13:31	11/29/22 13:45
Temperature Source			
Pulse Rate	63	67	69
Pulse Rhythm [Bilateral Dorsalis Pedis]			
Pulse Rhythm [Bilateral Radial]			
Pulse Strength [Bilateral Dorsalis Pedis]			
Pulse Strength [Bilateral Radial]			
Respiratory Rate	16	16	16
Respiratory Effort			
Respiratory Depth			
Respiratory Pattern			
Blood Pressure	93/59 L	93/59 L	134/62 H
Blood Pressure Mean	70	67	86
Blood Pressure Location			
Pulse Oximetry	97	98	97
O2 Delivery			
Oxygen Flow Rate			
FIO2			
Sepsis Action Taken by Nursing			

Lyons, Kathleen A

Facility: Queen of the Valley Hospital **Location:** Q 1 Intensive Care Unit
 61 F 07/13/1961 **Med Rec Num:** MR01483046

Room-Bed: QI007-A
Visit: QH0054940416

Vital Signs - Continued

Temperature	11/29/22 13:46	11/29/22 14:00	11/29/22 14:02
Temperature Source			
Pulse Rate	69	68	68
Pulse Rhythm [Bilateral Dorsalis Pedis]			
Pulse Rhythm [Bilateral Radial]			
Pulse Strength [Bilateral Dorsalis Pedis]			
Pulse Strength [Bilateral Radial]			
Respiratory Rate	16	17	16
Respiratory Effort			
Respiratory Depth			
Respiratory Pattern			
Blood Pressure	134/62 H	121/56 H	121/56 H
Blood Pressure Mean	79	77	71
Blood Pressure Location			
Pulse Oximetry	97	97	97
O2 Delivery			
Oxygen Flow Rate			
FI02			
Sepsis Action Taken by Nursing			
Temperature	11/29/22 14:15	11/29/22 14:16	11/29/22 14:30
Temperature Source			
Pulse Rate	67	67	69
Pulse Rhythm [Bilateral Dorsalis Pedis]			
Pulse Rhythm [Bilateral Radial]			
Pulse Strength [Bilateral Dorsalis Pedis]			
Pulse Strength [Bilateral Radial]			
Respiratory Rate	16	16	20
Respiratory Effort			
Respiratory Depth			
Respiratory Pattern			

Lyons, Kathleen A

Facility: Queen of the Valley Hospital **Location:** Q 1 Intensive Care Unit
 61 F 07/13/1961 **Med Rec Num:** MR01483046

Room-Bed: QI007-A
Visit: QH0054940416

Vital Signs - Continued

Blood Pressure	114/54 L	114/54 L	96/53 L
Blood Pressure Mean	74	67	67
Blood Pressure Location			
Pulse Oximetry	97	97	97
O2 Delivery			
Oxygen Flow Rate			
FI02			
Sepsis Action Taken by Nursing			

Temperature	11/29/22 14:31	11/29/22 14:45	11/29/22 14:46
Temperature Source			
Pulse Rate	66	66	67
Pulse Rhythm [Bilateral Dorsalis Pedis]			
Pulse Rhythm [Bilateral Radial]			
Pulse Strength [Bilateral Dorsalis Pedis]			
Pulse Strength [Bilateral Radial]			
Respiratory Rate	16	16	16
Respiratory Effort			
Respiratory Depth			
Respiratory Pattern			
Blood Pressure	96/53 L	102/52 L	102/52 L
Blood Pressure Mean	62	68	65
Blood Pressure Location			
Pulse Oximetry	97	97	97
O2 Delivery			
Oxygen Flow Rate			
FI02			
Sepsis Action Taken by Nursing			

Temperature	11/29/22 15:00	11/29/22 15:01	11/29/22 15:15
	96.0 F L		

Lyons, Kathleen A

Facility: Queen of the Valley Hospital **Location:** Q 1 Intensive Care Unit
 61 F 07/13/1961 **Med Rec Num:** MR01483046

Room-Bed: QI007-A
Visit: QH0054940416

Vital Signs - Continued

Temperature Source	Temporal Artery Scan			
Pulse Rate		67	68	68
Pulse Rhythm [Bilateral Dorsalis Pedis]				
Pulse Rhythm [Bilateral Radial]				
Pulse Strength [Bilateral Dorsalis Pedis]				
Pulse Strength [Bilateral Radial]				
Respiratory Rate		16	16	16
Respiratory Effort				
Respiratory Depth				
Respiratory Pattern				
Blood Pressure		110/53 L	110/53 L	111/57 L
Blood Pressure Mean		72	68	75
Blood Pressure Location				
Pulse Oximetry		97	97	97
O2 Delivery				
Oxygen Flow Rate				
FI02				
Sepsis Action Taken by Nursing				

Temperature	11/29/22 15:16	11/29/22 15:30	11/29/22 15:31
Temperature Source			
Pulse Rate	69	68	68
Pulse Rhythm [Bilateral Dorsalis Pedis]			
Pulse Rhythm [Bilateral Radial]			
Pulse Strength [Bilateral Dorsalis Pedis]			
Pulse Strength [Bilateral Radial]			
Respiratory Rate	17	16	17
Respiratory Effort			
Respiratory Depth			
Respiratory Pattern			
Blood Pressure	111/57 L	108/56 L	108/56 L
Blood Pressure Mean	68	73	68
Blood Pressure Location			

Lyons, Kathleen A

Facility: Queen of the Valley Hospital **Location:** Q 1 Intensive Care Unit
 61 F 07/13/1961 **Med Rec Num:** MR01483046

Room-Bed: QI007-A
Visit: QH0054940416

Vital Signs - Continued

Pulse Oximetry	97	97	97
O2 Delivery			
Oxygen Flow Rate			
FIO2			
Sepsis Action Taken by Nursing			

Temperature	11/29/22 12:10	11/29/22 16:10	11/29/22 16:00
Temperature Source			
Pulse Rate	62	68	
Pulse Rhythm [Bilateral Dorsalis Pedis]			
Pulse Rhythm [Bilateral Radial]			
Pulse Strength [Bilateral Dorsalis Pedis]			
Pulse Strength [Bilateral Radial]			
Respiratory Rate	18	16	
Respiratory Effort			
Respiratory Depth			
Respiratory Pattern			
Blood Pressure	107/58 L	108/56 L	
Blood Pressure Mean			
Blood Pressure Location			
Pulse Oximetry	97	97	
O2 Delivery			
Oxygen Flow Rate			
FIO2	35	35	35
Sepsis Action Taken by Nursing			

Temperature	11/29/22 16:00	11/29/22 16:00	11/29/22 15:45
Temperature Source			
Pulse Rate		68	69
Pulse Rhythm [Bilateral Dorsalis Pedis]	Regular		
Pulse Rhythm [Bilateral Radial]	Regular		

Lyons, Kathleen A

Facility: Queen of the Valley Hospital **Location:** Q 1 Intensive Care Unit
 61 F 07/13/1961 **Med Rec Num:** MR01483046

Room-Bed: QI007-A
Visit: QH0054940416

Vital Signs - Continued

Pulse Strength [Bilateral Dorsalis Pedis]	Normal		
Pulse Strength [Bilateral Radial]	Normal		
Respiratory Rate			17
Respiratory Effort	Mechanically Ventilated		
Respiratory Depth	Normal		
Respiratory Pattern	Normal		
Blood Pressure			105/55 L
Blood Pressure Mean			71
Blood Pressure Location			
Pulse Oximetry			97
O2 Delivery			
Oxygen Flow Rate			
FIO2			
Sepsis Action Taken by Nursing			

Temperature	11/29/22 15:46	11/29/22 16:00	11/29/22 16:01
Temperature Source		Temporal Artery Scan	
Pulse Rate	68	69	68
Pulse Rhythm [Bilateral Dorsalis Pedis]			
Pulse Rhythm [Bilateral Radial]			
Pulse Strength [Bilateral Dorsalis Pedis]			
Pulse Strength [Bilateral Radial]			
Respiratory Rate	17	17	16
Respiratory Effort			
Respiratory Depth			
Respiratory Pattern			
Blood Pressure	105/55 L	108/53 L	108/53 L
Blood Pressure Mean	66	71	65
Blood Pressure Location		Left Arm	
Pulse Oximetry	97	97	97
O2 Delivery		Mechanical Ventilation	

Lyons, Kathleen A

Facility: Queen of the Valley Hospital **Location:** Q 1 Intensive Care Unit
 61 F 07/13/1961 **Med Rec Num:** MR01483046

Room-Bed: QI007-A
Visit: QH0054940416

Vital Signs - Continued

Oxygen Flow Rate				
FI02			35	
Sepsis Action Taken by Nursing				

Temperature		11/29/22 16:15	11/29/22 16:16	11/29/22 16:30
Temperature Source				
Pulse Rate		68	68	69
Pulse Rhythm [Bilateral Dorsalis Pedis]				
Pulse Rhythm [Bilateral Radial]				
Pulse Strength [Bilateral Dorsalis Pedis]				
Pulse Strength [Bilateral Radial]				
Respiratory Rate		16	17	18
Respiratory Effort				
Respiratory Depth				
Respiratory Pattern				
Blood Pressure		109/58 L	109/58 L	104/51 L
Blood Pressure Mean		75	69	68
Blood Pressure Location				
Pulse Oximetry		97	97	98
O2 Delivery				
Oxygen Flow Rate				
FI02				
Sepsis Action Taken by Nursing				

Temperature		11/29/22 16:31	11/29/22 16:45	11/29/22 16:46
Temperature Source				
Pulse Rate		69	67	68
Pulse Rhythm [Bilateral Dorsalis Pedis]				
Pulse Rhythm [Bilateral Radial]				
Pulse Strength [Bilateral Dorsalis Pedis]				
Pulse Strength [Bilateral Radial]				

Lyons, Kathleen A

Facility: Queen of the Valley Hospital **Location:** Q 1 Intensive Care Unit
 61 F 07/13/1961 **Med Rec Num:** MR01483046

Room-Bed: QI007-A
Visit: QH0054940416

Vital Signs - Continued

Respiratory Rate	17	16	16
Respiratory Effort			
Respiratory Depth			
Respiratory Pattern			
Blood Pressure	104/51 L	105/51 L	105/51 L
Blood Pressure Mean	62	69	63
Blood Pressure Location			
Pulse Oximetry	99	98	98
O2 Delivery			
Oxygen Flow Rate			
FI02			
Sepsis Action Taken by Nursing			

Temperature	11/29/22 17:00	11/29/22 17:02	11/29/22 17:15
Temperature Source			
Pulse Rate	77	72	74
Pulse Rhythm [Bilateral Dorsalis Pedis]			
Pulse Rhythm [Bilateral Radial]			
Pulse Strength [Bilateral Dorsalis Pedis]			
Pulse Strength [Bilateral Radial]			
Respiratory Rate	16	18	15
Respiratory Effort			
Respiratory Depth			
Respiratory Pattern			
Blood Pressure	134/59 H	134/59 H	134/59 H
Blood Pressure Mean	84	76	84
Blood Pressure Location			
Pulse Oximetry	99	99	98
O2 Delivery			
Oxygen Flow Rate			
FI02			
Sepsis Action Taken by Nursing			

Lyons, Kathleen A

Facility: Queen of the Valley Hospital
 61 F 07/13/1961

Location: Q 1 Intensive Care Unit
Med Rec Num: MR01483046

Room-Bed: QI007-A
Visit: QH0054940416

Vital Signs - Continued

Temperature	11/29/22 17:17	11/29/22 17:30	11/29/22 17:31
Temperature Source			
Pulse Rate	71	70	70
Pulse Rhythm [Bilateral Dorsalis Pedis]			
Pulse Rhythm [Bilateral Radial]			
Pulse Strength [Bilateral Dorsalis Pedis]			
Pulse Strength [Bilateral Radial]			
Respiratory Rate	20	16	14
Respiratory Effort			
Respiratory Depth			
Respiratory Pattern			
Blood Pressure	111/51 L	100/49 L	100/49 L
Blood Pressure Mean	66	66	61
Blood Pressure Location			
Pulse Oximetry	98	98	98
O2 Delivery			
Oxygen Flow Rate			
FI02			
Sepsis Action Taken by Nursing			

Temperature	11/29/22 17:45	11/29/22 17:46	11/29/22 18:00
Temperature Source			Temporal Artery Scan
Pulse Rate	69	69	76
Pulse Rhythm [Bilateral Dorsalis Pedis]			
Pulse Rhythm [Bilateral Radial]			
Pulse Strength [Bilateral Dorsalis Pedis]			
Pulse Strength [Bilateral Radial]			
Respiratory Rate	16	16	18
Respiratory Effort			
Respiratory Depth			

Lyons, Kathleen A

Facility: Queen of the Valley Hospital **Location:** Q 1 Intensive Care Unit
 61 F 07/13/1961 **Med Rec Num:** MR01483046

Room-Bed: QI007-A
Visit: QH0054940416

Vital Signs - Continued

Respiratory Pattern			
Blood Pressure	101/43 L	101/43 L	130/54 H
Blood Pressure Mean	62	55	79
Blood Pressure Location			
Pulse Oximetry	97	97	97
O2 Delivery			
Oxygen Flow Rate			
FI02			
Sepsis Action Taken by Nursing			

Temperature	11/29/22 18:02	11/29/22 18:15	11/29/22 18:17
Temperature Source			
Pulse Rate	76	70	69
Pulse Rhythm [Bilateral Dorsalis Pedis]			
Pulse Rhythm [Bilateral Radial]			
Pulse Strength [Bilateral Dorsalis Pedis]			
Pulse Strength [Bilateral Radial]			
Respiratory Rate	18	18	16
Respiratory Effort			
Respiratory Depth			
Respiratory Pattern			
Blood Pressure	130/54 H	103/42 L	103/42 L
Blood Pressure Mean	71	62	53
Blood Pressure Location			
Pulse Oximetry	97	97	97
O2 Delivery			
Oxygen Flow Rate			
FI02			
Sepsis Action Taken by Nursing			

Temperature	11/29/22 18:30	11/29/22 18:32	11/29/22 20:00
-------------	-------------------	-------------------	-------------------

Lyons, Kathleen A

Facility: Queen of the Valley Hospital **Location:** Q 1 Intensive Care Unit
 61 F 07/13/1961 **Med Rec Num:** MR01483046

Room-Bed: QI007-A
Visit: QH0054940416

Vital Signs - Continued

Temperature Source			
Pulse Rate	75	74	
Pulse Rhythm [Bilateral Dorsalis Pedis]			Regular
Pulse Rhythm [Bilateral Radial]			Regular
Pulse Strength [Bilateral Dorsalis Pedis]			Normal
Pulse Strength [Bilateral Radial]			Normal
Respiratory Rate	17	17	
Respiratory Effort			Mechanically Ventilated
Respiratory Depth			Normal
Respiratory Pattern			Normal
Blood Pressure	127/52 H	127/52 H	
Blood Pressure Mean	77	68	
Blood Pressure Location			
Pulse Oximetry	98	98	
O2 Delivery			
Oxygen Flow Rate			
FI02			
Sepsis Action Taken by Nursing			

Temperature	11/29/22 20:00	11/29/22 20:00	11/29/22 20:00
Temperature Source			
Pulse Rate			69
Pulse Rhythm [Bilateral Dorsalis Pedis]			
Pulse Rhythm [Bilateral Radial]			
Pulse Strength [Bilateral Dorsalis Pedis]			
Pulse Strength [Bilateral Radial]			
Respiratory Rate			
Respiratory Effort			
Respiratory Depth			
Respiratory Pattern			
Blood Pressure			
Blood Pressure Mean			
Blood Pressure Location			

Lyons, Kathleen A

Facility: Queen of the Valley Hospital **Location:** Q 1 Intensive Care Unit
 61 F 07/13/1961 **Med Rec Num:** MR01483046

Room-Bed: QI007-A
Visit: QH0054940416

Vital Signs - Continued

Pulse Oximetry			
O2 Delivery			
Oxygen Flow Rate			
FI02		35	
Sepsis Action Taken by Nursing	No Action Required		

Temperature	11/29/22 23:59	11/29/22 23:59	11/29/22 23:59
Temperature Source			
Pulse Rate	68		
Pulse Rhythm [Bilateral Dorsalis Pedis]		Regular	
Pulse Rhythm [Bilateral Radial]		Regular	
Pulse Strength [Bilateral Dorsalis Pedis]		Normal	
Pulse Strength [Bilateral Radial]		Normal	
Respiratory Rate			
Respiratory Effort		Mechanically Ventilated	
Respiratory Depth		Normal	
Respiratory Pattern		Normal	
Blood Pressure			
Blood Pressure Mean			
Blood Pressure Location			
Pulse Oximetry			
O2 Delivery			
Oxygen Flow Rate			
FI02			35
Sepsis Action Taken by Nursing			

Temperature	11/29/22 18:47	11/29/22 19:00	11/29/22 19:16
Temperature Source			
Pulse Rate	72	70	75

Lyons, Kathleen A

Facility: Queen of the Valley Hospital **Location:** Q 1 Intensive Care Unit
 61 F 07/13/1961 **Med Rec Num:** MR01483046

Room-Bed: QI007-A
Visit: QH0054940416

Vital Signs - Continued

Pulse Rhythm [Bilateral Dorsalis Pedis]			
Pulse Rhythm [Bilateral Radial]			
Pulse Strength [Bilateral Dorsalis Pedis]			
Pulse Strength [Bilateral Radial]			
Respiratory Rate	16	16	16
Respiratory Effort			
Respiratory Depth			
Respiratory Pattern			
Blood Pressure	102/42 L	109/48 L	118/55 L
Blood Pressure Mean	56	68	69
Blood Pressure Location			
Pulse Oximetry	98	98	98
O2 Delivery		Mechanical Ventilation	
Oxygen Flow Rate			
FI02		35	
Sepsis Action Taken by Nursing			

Temperature	11/29/22 19:32	11/29/22 19:46	11/29/22 20:00
Temperature Source			Axillary 97 F L
Pulse Rate	68	70	70
Pulse Rhythm [Bilateral Dorsalis Pedis]			
Pulse Rhythm [Bilateral Radial]			
Pulse Strength [Bilateral Dorsalis Pedis]			
Pulse Strength [Bilateral Radial]			
Respiratory Rate	17	17	16
Respiratory Effort			
Respiratory Depth			
Respiratory Pattern			
Blood Pressure	99/44 L	105/52 L	109/51 L
Blood Pressure Mean	56	64	70
Blood Pressure Location			
Pulse Oximetry	98	98	98

Lyons, Kathleen A

Facility: Queen of the Valley Hospital **Location:** Q 1 Intensive Care Unit
 61 F 07/13/1961 **Med Rec Num:** MR01483046

Room-Bed: QI007-A
Visit: QH0054940416

Vital Signs - Continued

O2 Delivery			Mechanical Ventilation
Oxygen Flow Rate			
FI02			35
Sepsis Action Taken by Nursing			

Temperature	11/29/22 20:15	11/29/22 20:30	11/29/22 20:45
Temperature Source			
Pulse Rate	67	69	70
Pulse Rhythm [Bilateral Dorsalis Pedis]			
Pulse Rhythm [Bilateral Radial]			
Pulse Strength [Bilateral Dorsalis Pedis]			
Pulse Strength [Bilateral Radial]			
Respiratory Rate	16	15	17
Respiratory Effort			
Respiratory Depth			
Respiratory Pattern			
Blood Pressure	105/47 L	117/56 L	117/55 L
Blood Pressure Mean	59	71	68
Blood Pressure Location			
Pulse Oximetry	98	98	98
O2 Delivery			
Oxygen Flow Rate			
FI02			
Sepsis Action Taken by Nursing			

Temperature	11/29/22 21:00	11/29/22 21:15	11/29/22 21:30
Temperature Source			
Pulse Rate	69	70	72
Pulse Rhythm [Bilateral Dorsalis Pedis]			
Pulse Rhythm [Bilateral Radial]			

Lyons, Kathleen A

Facility: Queen of the Valley Hospital **Location:** Q 1 Intensive Care Unit
 61 F 07/13/1961 **Med Rec Num:** MR01483046

Room-Bed: QI007-A
Visit: QH0054940416

Vital Signs - Continued

Pulse Strength [Bilateral Dorsalis Pedis]			
Pulse Strength [Bilateral Radial]			
Respiratory Rate	18	17	18
Respiratory Effort			
Respiratory Depth			
Respiratory Pattern			
Blood Pressure	115/56 L	111/55 L	121/55 H
Blood Pressure Mean	68	67	67
Blood Pressure Location			
Pulse Oximetry	98	98	98
O2 Delivery			
Oxygen Flow Rate			
FI02	35		
Sepsis Action Taken by Nursing			

Temperature	11/29/22 21:46	11/29/22 22:00	11/29/22 22:15
Temperature Source			
Pulse Rate	66	67	69
Pulse Rhythm [Bilateral Dorsalis Pedis]			
Pulse Rhythm [Bilateral Radial]			
Pulse Strength [Bilateral Dorsalis Pedis]			
Pulse Strength [Bilateral Radial]			
Respiratory Rate	17	18	17
Respiratory Effort			
Respiratory Depth			
Respiratory Pattern			
Blood Pressure	114/51 L	113/62	114/55 L
Blood Pressure Mean	64	73	68
Blood Pressure Location			
Pulse Oximetry	98	98	98
O2 Delivery			
Oxygen Flow Rate			

Lyons, Kathleen A

Facility: Queen of the Valley Hospital **Location:** Q 1 Intensive Care Unit
 61 F 07/13/1961 **Med Rec Num:** MR01483046

Room-Bed: QI007-A
Visit: QH0054940416

Vital Signs - Continued

FI02			35	
Sepsis Action Taken by Nursing				

Temperature	11/29/22 22:30	11/29/22 22:45	11/29/22 23:00
Temperature Source			
Pulse Rate	68	68	69
Pulse Rhythm [Bilateral Dorsalis Pedis]			
Pulse Rhythm [Bilateral Radial]			
Pulse Strength [Bilateral Dorsalis Pedis]			
Pulse Strength [Bilateral Radial]			
Respiratory Rate	17	17	17
Respiratory Effort			
Respiratory Depth			
Respiratory Pattern			
Blood Pressure	118/55 L	115/55 L	122/60 H
Blood Pressure Mean	69	69	74
Blood Pressure Location			
Pulse Oximetry	99	98	98
O2 Delivery			Mechanical Ventilation
Oxygen Flow Rate			
FI02			35
Sepsis Action Taken by Nursing			

Temperature	11/29/22 23:15	11/29/22 23:30	11/29/22 23:45
Temperature Source			
Pulse Rate	67	67	68
Pulse Rhythm [Bilateral Dorsalis Pedis]			
Pulse Rhythm [Bilateral Radial]			
Pulse Strength [Bilateral Dorsalis Pedis]			
Pulse Strength [Bilateral Radial]			

Lyons, Kathleen A

Facility: Queen of the Valley Hospital **Location:** Q 1 Intensive Care Unit
 61 F 07/13/1961 **Med Rec Num:** MR01483046

Room-Bed: QI007-A
Visit: QH0054940416

Vital Signs - Continued

Respiratory Rate	18	17	17
Respiratory Effort			
Respiratory Depth			
Respiratory Pattern			
Blood Pressure	117/53 L	117/57 L	115/58 L
Blood Pressure Mean	69	72	72
Blood Pressure Location			
Pulse Oximetry	98	98	98
O2 Delivery			
Oxygen Flow Rate			
FI02			
Sepsis Action Taken by Nursing			

Temperature	11/30/22 00:00	11/30/22 00:15	11/30/22 00:30
Temperature Source			
Pulse Rate	67	65	68
Pulse Rhythm [Bilateral Dorsalis Pedis]			
Pulse Rhythm [Bilateral Radial]			
Pulse Strength [Bilateral Dorsalis Pedis]			
Pulse Strength [Bilateral Radial]			
Respiratory Rate	17	16	18
Respiratory Effort			
Respiratory Depth			
Respiratory Pattern			
Blood Pressure	116/57 L	117/56 L	120/62
Blood Pressure Mean	71	69	76
Blood Pressure Location			
Pulse Oximetry	98	98	98
O2 Delivery	Mechanical Ventilation		
Oxygen Flow Rate			
FI02	35		
Sepsis Action Taken by Nursing			

Lyons, Kathleen A

Facility: Queen of the Valley Hospital **Location:** Q 1 Intensive Care Unit
 61 F 07/13/1961 **Med Rec Num:** MR01483046

Room-Bed: QI007-A
Visit: QH0054940416

Vital Signs - Continued

	11/29/22 19:15	11/29/22 23:25	11/30/22 04:00
Temperature			
Temperature Source			
Pulse Rate	71	68	
Pulse Rhythm [Bilateral Dorsalis Pedis]			Regular
Pulse Rhythm [Bilateral Radial]			Regular
Pulse Strength [Bilateral Dorsalis Pedis]			Normal
Pulse Strength [Bilateral Radial]			Normal
Respiratory Rate	17	17	
Respiratory Effort			Mechanically Ventilated
Respiratory Depth			Normal
Respiratory Pattern			Normal
Blood Pressure	117/57 L	99/44 L	
Blood Pressure Mean			
Blood Pressure Location			
Pulse Oximetry	98	98	
O2 Delivery			
Oxygen Flow Rate			
FI02	35	35	
Sepsis Action Taken by Nursing			

	11/30/22 04:00	11/30/22 04:00	11/30/22 00:45
Temperature			
Temperature Source			
Pulse Rate		58 L	65
Pulse Rhythm [Bilateral Dorsalis Pedis]			
Pulse Rhythm [Bilateral Radial]			
Pulse Strength [Bilateral Dorsalis Pedis]			
Pulse Strength [Bilateral Radial]			
Respiratory Rate			17
Respiratory Effort			
Respiratory Depth			

Lyons, Kathleen A

Facility: Queen of the Valley Hospital **Location:** Q 1 Intensive Care Unit
 61 F 07/13/1961 **Med Rec Num:** MR01483046

Room-Bed: QI007-A
Visit: QH0054940416

Vital Signs - Continued

Respiratory Pattern			
Blood Pressure			116/59 L
Blood Pressure Mean			72
Blood Pressure Location			
Pulse Oximetry			98
O2 Delivery			
Oxygen Flow Rate			
FI02		35	
Sepsis Action Taken by Nursing			

Temperature		11/30/22 01:00	11/30/22 01:15	11/30/22 01:30
Temperature Source				
Pulse Rate		67	67	66
Pulse Rhythm [Bilateral Dorsalis Pedis]				
Pulse Rhythm [Bilateral Radial]				
Pulse Strength [Bilateral Dorsalis Pedis]				
Pulse Strength [Bilateral Radial]		19	18	16
Respiratory Rate				
Respiratory Effort				
Respiratory Depth				
Respiratory Pattern				
Blood Pressure		122/65 H	124/64 H	108/51 L
Blood Pressure Mean		77	78	65
Blood Pressure Location				
Pulse Oximetry		98	98	98
O2 Delivery		Mechanical Ventilation		
Oxygen Flow Rate		35		
FI02				
Sepsis Action Taken by Nursing				

	11/30/22 01:45	11/30/22 02:00	11/30/22 02:15
--	-------------------	-------------------	-------------------

Lyons, Kathleen A

Facility: Queen of the Valley Hospital **Location:** Q 1 Intensive Care Unit
 61 F 07/13/1961 **Med Rec Num:** MR01483046

Room-Bed: QI007-A
Visit: QH0054940416

Vital Signs - Continued

Temperature			
Temperature Source			
Pulse Rate	63	66	66
Pulse Rhythm [Bilateral Dorsalis Pedis]			
Pulse Rhythm [Bilateral Radial]			
Pulse Strength [Bilateral Dorsalis Pedis]			
Pulse Strength [Bilateral Radial]			
Respiratory Rate	17	16	18
Respiratory Effort			
Respiratory Depth			
Respiratory Pattern			
Blood Pressure	112/56 L	111/57 L	117/61
Blood Pressure Mean	70	69	75
Blood Pressure Location			
Pulse Oximetry	98	98	98
O2 Delivery		Mechanical Ventilation	
Oxygen Flow Rate			
FI02		35	
Sepsis Action Taken by Nursing			

Temperature	11/30/22 02:31	11/30/22 02:45	11/30/22 03:00
Temperature Source			
Pulse Rate	61	61	61
Pulse Rhythm [Bilateral Dorsalis Pedis]			
Pulse Rhythm [Bilateral Radial]			
Pulse Strength [Bilateral Dorsalis Pedis]			
Pulse Strength [Bilateral Radial]			
Respiratory Rate	18	15	16
Respiratory Effort			
Respiratory Depth			
Respiratory Pattern			
Blood Pressure	94/55 L	105/55 L	106/57 L
Blood Pressure Mean	64	66	69

Lyons, Kathleen A

Facility: Queen of the Valley Hospital **Location:** Q 1 Intensive Care Unit
 61 F 07/13/1961 **Med Rec Num:** MR01483046

Room-Bed: QI007-A
Visit: QH0054940416

Vital Signs - Continued

Blood Pressure Location			
Pulse Oximetry	98	98	98
O2 Delivery			Mechanical Ventilation
Oxygen Flow Rate			
FI02			35
Sepsis Action Taken by Nursing			

	11/30/22 03:15	11/30/22 03:30	11/30/22 03:45
Temperature			
Temperature Source			
Pulse Rate	62	62	64
Pulse Rhythm [Bilateral Dorsalis Pedis]			
Pulse Rhythm [Bilateral Radial]			
Pulse Strength [Bilateral Dorsalis Pedis]			
Pulse Strength [Bilateral Radial]	17	16	15
Respiratory Rate			
Respiratory Effort			
Respiratory Depth			
Respiratory Pattern			
Blood Pressure	109/55 L	114/56 L	113/75
Blood Pressure Mean	68	70	84
Blood Pressure Location			
Pulse Oximetry	98	98	99
O2 Delivery			
Oxygen Flow Rate			
FI02			
Sepsis Action Taken by Nursing			

	11/30/22 04:00	11/30/22 04:04	11/30/22 04:11
Temperature	97.2 FL		
Temperature Source	Tympanic		
Pulse Rate	58 L	58 L	59 L

Lyons, Kathleen A

Facility: Queen of the Valley Hospital **Location:** Q 1 Intensive Care Unit
 61 F 07/13/1961 **Med Rec Num:** MR01483046

Room-Bed: QI007-A
Visit: QH0054940416

Vital Signs - Continued

Pulse Rhythm [Bilateral Dorsalis Pedis]			
Pulse Rhythm [Bilateral Radial]			
Pulse Strength [Bilateral Dorsalis Pedis]			
Pulse Strength [Bilateral Radial]			
Respiratory Rate	15	17	16
Respiratory Effort			
Respiratory Depth			
Respiratory Pattern			
Blood Pressure	84/63 L	86/56 L	102/59 L
Blood Pressure Mean	70	62	69
Blood Pressure Location			
Pulse Oximetry	98	98	98
O2 Delivery	Mechanical Ventilation		
Oxygen Flow Rate			
FI02	35		
Sepsis Action Taken by Nursing			

Temperature	11/30/22 04:15	11/30/22 04:30	11/30/22 03:25
Temperature Source			
Pulse Rate	59 L	61	67
Pulse Rhythm [Bilateral Dorsalis Pedis]			
Pulse Rhythm [Bilateral Radial]			
Pulse Strength [Bilateral Dorsalis Pedis]			
Pulse Strength [Bilateral Radial]			
Respiratory Rate	17	19	17
Respiratory Effort			
Respiratory Depth			
Respiratory Pattern			
Blood Pressure	108/64	123/74 H	114/57 L
Blood Pressure Mean	73	84	
Blood Pressure Location			
Pulse Oximetry	99	99	97
O2 Delivery			

Lyons, Kathleen A

Facility: Queen of the Valley Hospital **Location:** Q 1 Intensive Care Unit
 61 F 07/13/1961 **Med Rec Num:** MR01483046

Room-Bed: QI007-A
Visit: QH0054940416

Vital Signs - Continued

Oxygen Flow Rate			
FI02			35
Sepsis Action Taken by Nursing			

Temperature	11/30/22 04:46	11/30/22 05:00	11/30/22 05:17
Temperature Source			
Pulse Rate	59 L	59 L	56 L
Pulse Rhythm [Bilateral Dorsalis Pedis]			
Pulse Rhythm [Bilateral Radial]			
Pulse Strength [Bilateral Dorsalis Pedis]			
Pulse Strength [Bilateral Radial]			
Respiratory Rate	16	17	16
Respiratory Effort			
Respiratory Depth			
Respiratory Pattern			
Blood Pressure	120/69	128/64 H	102/55 L
Blood Pressure Mean	80	80	65
Blood Pressure Location			
Pulse Oximetry	99	99	98
O2 Delivery		Mechanical Ventilation	
Oxygen Flow Rate			
FI02		30	
Sepsis Action Taken by Nursing			

Temperature	11/30/22 05:31	11/30/22 05:46	11/30/22 06:00
Temperature Source			
Pulse Rate	56 L	57 L	57 L
Pulse Rhythm [Bilateral Dorsalis Pedis]			
Pulse Rhythm [Bilateral Radial]			
Pulse Strength [Bilateral Dorsalis Pedis]			

Lyons, Kathleen A

Facility: Queen of the Valley Hospital **Location:** Q 1 Intensive Care Unit
 61 F 07/13/1961 **Med Rec Num:** MR01483046

Room-Bed: QI007-A
Visit: QH0054940416

Vital Signs - Continued

Pulse Strength [Bilateral Radial]			
Respiratory Rate	15	16	16
Respiratory Effort			
Respiratory Depth			
Respiratory Pattern			
Blood Pressure	101/57 L	111/65	110/63
Blood Pressure Mean	66	76	78
Blood Pressure Location			
Pulse Oximetry	99	98	98
O2 Delivery			Mechanical Ventilation
Oxygen Flow Rate			
FI02			35
Sepsis Action Taken by Nursing			

Temperature	11/30/22 08:00	11/30/22 08:00	11/30/22 08:00
Temperature Source			
Pulse Rate	58 L		
Pulse Rhythm [Bilateral Dorsalis Pedis]			
Pulse Rhythm [Bilateral Radial]			
Pulse Strength [Bilateral Dorsalis Pedis]			
Pulse Strength [Bilateral Radial]			
Respiratory Rate			
Respiratory Effort			
Respiratory Depth			
Respiratory Pattern			
Blood Pressure			
Blood Pressure Mean			
Blood Pressure Location			
Pulse Oximetry			
O2 Delivery			
Oxygen Flow Rate			35
FI02			35

Lyons, Kathleen A

Facility: Queen of the Valley Hospital **Location:** Q 1 Intensive Care Unit
 61 F 07/13/1961 **Med Rec Num:** MR01483046

Room-Bed: QI007-A
Visit: QH0054940416

Vital Signs - Continued

Sepsis Action Taken by Nursing		No Action Required	
--------------------------------	--	--------------------	--

Temperature	11/30/22 06:15	11/30/22 06:30	11/30/22 06:45
Temperature Source			
Pulse Rate	55 L	54 L	58 L
Pulse Rhythm [Bilateral Dorsalis Pedis]			
Pulse Rhythm [Bilateral Radial]			
Pulse Strength [Bilateral Dorsalis Pedis]			
Pulse Strength [Bilateral Radial]			
Respiratory Rate	15	16	17
Respiratory Effort			
Respiratory Depth			
Respiratory Pattern			
Blood Pressure	94/48 L	86/52 L	138/72 H
Blood Pressure Mean	63	63	94
Blood Pressure Location			
Pulse Oximetry	98	98	99
O2 Delivery			
Oxygen Flow Rate			
FI02			
Sepsis Action Taken by Nursing			

Temperature	11/30/22 07:00	11/30/22 07:15	11/30/22 07:30
Temperature Source			
Pulse Rate	57 L	58 L	57 L
Pulse Rhythm [Bilateral Dorsalis Pedis]			
Pulse Rhythm [Bilateral Radial]			
Pulse Strength [Bilateral Dorsalis Pedis]			
Pulse Strength [Bilateral Radial]			
Respiratory Rate	17	17	17

Lyons, Kathleen A

Facility: Queen of the Valley Hospital **Location:** Q 1 Intensive Care Unit
 61 F 07/13/1961 **Med Rec Num:** MR01483046

Room-Bed: QI007-A
Visit: QH0054940416

Vital Signs - Continued

Respiratory Effort			
Respiratory Depth			
Respiratory Pattern			
Blood Pressure	135/67 H	135/73 H	124/61 H
Blood Pressure Mean	89	93	82
Blood Pressure Location			
Pulse Oximetry	98	98	98
O2 Delivery			
Oxygen Flow Rate			
FI02			
Sepsis Action Taken by Nursing			

Temperature	11/30/22 07:45	11/30/22 08:00	11/30/22 08:15
Temperature Source		Temporal Artery Scan	
Pulse Rate	58 L	57 L	57 L
Pulse Rhythm [Bilateral Dorsalis Pedis]			
Pulse Rhythm [Bilateral Radial]			
Pulse Strength [Bilateral Dorsalis Pedis]			
Pulse Strength [Bilateral Radial]			
Respiratory Rate	17	17	19
Respiratory Effort			
Respiratory Depth			
Respiratory Pattern			
Blood Pressure	123/67 H	118/62	103/56 L
Blood Pressure Mean	85	80	71
Blood Pressure Location			
Pulse Oximetry	98	98	99
O2 Delivery			
Oxygen Flow Rate			
FI02			
Sepsis Action Taken by Nursing			

Lyons, Kathleen A

Facility: Queen of the Valley Hospital **Location:** Q 1 Intensive Care Unit
 61 F 07/13/1961 **Med Rec Num:** MR01483046

Room-Bed: QI007-A
Visit: QH0054940416

Vital Signs - Continued

Temperature	11/30/22 08:30	11/30/22 08:45	11/30/22 09:00
Temperature Source			
Pulse Rate	57 L	57 L	57 L
Pulse Rhythm [Bilateral Dorsalis Pedis]			
Pulse Rhythm [Bilateral Radial]			
Pulse Strength [Bilateral Dorsalis Pedis]			
Pulse Strength [Bilateral Radial]			
Respiratory Rate	16	16	16
Respiratory Effort			
Respiratory Depth			
Respiratory Pattern			
Blood Pressure	98/58 L	102/64	101/53 L
Blood Pressure Mean	71	76	69
Blood Pressure Location			
Pulse Oximetry	98	98	97
O2 Delivery			
Oxygen Flow Rate			
FI02			
Sepsis Action Taken by Nursing			

Temperature	11/30/22 09:15	11/30/22 09:30	11/30/22 08:00
Temperature Source			
Pulse Rate	57 L	58 L	
Pulse Rhythm [Bilateral Dorsalis Pedis]			Regular
Pulse Rhythm [Bilateral Radial]			Regular
Pulse Strength [Bilateral Dorsalis Pedis]			Normal
Pulse Strength [Bilateral Radial]			Normal
Respiratory Rate	16	17	
Respiratory Effort			Mechanically Ventilated
Respiratory Depth			Normal

Lyons, Kathleen A

Facility: Queen of the Valley Hospital **Location:** Q 1 Intensive Care Unit
 61 F 07/13/1961 **Med Rec Num:** MR01483046

Room-Bed: QI007-A
Visit: QH0054940416

Vital Signs - Continued

Respiratory Pattern			Normal
Blood Pressure	99/54 L	96/52 L	
Blood Pressure Mean	69	66	
Blood Pressure Location			
Pulse Oximetry	97	98	
O2 Delivery			
Oxygen Flow Rate			
FIO2			
Sepsis Action Taken by Nursing			

Temperature	11/30/22 09:45	11/30/22 10:00	11/30/22 10:15
Temperature Source			
Pulse Rate	58 L	60	57 L
Pulse Rhythm [Bilateral Dorsalis Pedis]			
Pulse Rhythm [Bilateral Radial]			
Pulse Strength [Bilateral Dorsalis Pedis]			
Pulse Strength [Bilateral Radial]			
Respiratory Rate	16	17	16
Respiratory Effort			
Respiratory Depth			
Respiratory Pattern			
Blood Pressure	99/54 L	127/62 H	106/60
Blood Pressure Mean	69	83	75
Blood Pressure Location			
Pulse Oximetry	98	98	97
O2 Delivery			
Oxygen Flow Rate			
FIO2			
Sepsis Action Taken by Nursing			
Temperature	11/30/22 10:30	11/30/22 10:45	11/30/22 11:00

Lyons, Kathleen A

Facility: Queen of the Valley Hospital **Location:** Q 1 Intensive Care Unit
 61 F 07/13/1961 **Med Rec Num:** MR01483046

Room-Bed: QI007-A
Visit: QH0054940416

Vital Signs - Continued

Temperature Source			
Pulse Rate	57 L	61	57 L
Pulse Rhythm [Bilateral Dorsalis Pedis]			
Pulse Rhythm [Bilateral Radial]			
Pulse Strength [Bilateral Dorsalis Pedis]			
Pulse Strength [Bilateral Radial]			
Respiratory Rate	16	17	16
Respiratory Effort			
Respiratory Depth			
Respiratory Pattern			
Blood Pressure	95/53 L	122/63 H	93/52 L
Blood Pressure Mean	67	82	65
Blood Pressure Location			
Pulse Oximetry	98	98	98
O2 Delivery			
Oxygen Flow Rate			
FI02			
Sepsis Action Taken by Nursing			

Temperature	11/30/22 12:00	11/30/22 12:00	11/30/22 12:00
Temperature Source			
Pulse Rate		58 L	
Pulse Rhythm [Bilateral Dorsalis Pedis]			Regular
Pulse Rhythm [Bilateral Radial]			Regular
Pulse Strength [Bilateral Dorsalis Pedis]			Normal
Pulse Strength [Bilateral Radial]			Normal
Respiratory Rate			
Respiratory Effort			Mechanically Ventilated
Respiratory Depth			Normal
Respiratory Pattern			Normal
Blood Pressure			
Blood Pressure Mean			
Blood Pressure Location			

Lyons, Kathleen A

Facility: Queen of the Valley Hospital **Location:** Q 1 Intensive Care Unit
 61 F 07/13/1961 **Med Rec Num:** MR01483046

Room-Bed: QI007-A
Visit: QH0054940416

Vital Signs - Continued

Pulse Oximetry			
O2 Delivery			
Oxygen Flow Rate			
FI02	35		
Sepsis Action Taken by Nursing			

Temperature	11/30/22 11:15	11/30/22 11:30	11/30/22 11:45
Temperature Source			
Pulse Rate	58 L	58 L	59 L
Pulse Rhythm [Bilateral Dorsalis Pedis]			
Pulse Rhythm [Bilateral Radial]			
Pulse Strength [Bilateral Dorsalis Pedis]			
Pulse Strength [Bilateral Radial]			
Respiratory Rate	16	16	17
Respiratory Effort			
Respiratory Depth			
Respiratory Pattern			
Blood Pressure	105/57 L	98/54 L	103/52 L
Blood Pressure Mean	73	68	69
Blood Pressure Location			
Pulse Oximetry	98	98	98
O2 Delivery			
Oxygen Flow Rate			
FI02			
Sepsis Action Taken by Nursing			

Temperature	11/30/22 12:00	11/30/22 07:30	11/30/22 11:55
Temperature Source	96.0 F L		
Pulse Rate	58 L	58 L	60
Pulse Rhythm [Bilateral Dorsalis Pedis]			
Pulse Rhythm [Bilateral Radial]			

Lyons, Kathleen A

Facility: Queen of the Valley Hospital **Location:** Q 1 Intensive Care Unit
 61 F 07/13/1961 **Med Rec Num:** MR01483046

Room-Bed: QI007-A
Visit: QH0054940416

Vital Signs - Continued

Pulse Strength [Bilateral Dorsalis Pedis]			
Pulse Strength [Bilateral Radial]			
Respiratory Rate	17	16	16
Respiratory Effort			
Respiratory Depth			
Respiratory Pattern			
Blood Pressure	98/53 L	102/56 L	104/52 L
Blood Pressure Mean	68		
Blood Pressure Location			
Pulse Oximetry	99	98	97
O2 Delivery			
Oxygen Flow Rate			
FI02		30	30
Sepsis Action Taken by Nursing			

Temperature	11/30/22 12:15	11/30/22 12:30	11/30/22 12:45
Temperature Source			
Pulse Rate	59 L	61	60
Pulse Rhythm [Bilateral Dorsalis Pedis]			
Pulse Rhythm [Bilateral Radial]			
Pulse Strength [Bilateral Dorsalis Pedis]			
Pulse Strength [Bilateral Radial]			
Respiratory Rate	19	16	16
Respiratory Effort			
Respiratory Depth			
Respiratory Pattern			
Blood Pressure	100/52 L	94/53 L	97/51 L
Blood Pressure Mean	68	66	66
Blood Pressure Location			
Pulse Oximetry	98	98	99
O2 Delivery			
Oxygen Flow Rate			
FI02			
Sepsis Action Taken by Nursing			

Lyons, Kathleen A

Facility: Queen of the Valley Hospital **Location:** Q 1 Intensive Care Unit
 61 F 07/13/1961 **Med Rec Num:** MR01483046

Room-Bed: QI007-A
Visit: QH0054940416

Vital Signs - Continued

	11/30/22 13:00	11/30/22 13:15	11/30/22 13:30
Temperature			
Temperature Source			
Pulse Rate	60	60	60
Pulse Rhythm [Bilateral Dorsalis Pedis]			
Pulse Rhythm [Bilateral Radial]			
Pulse Strength [Bilateral Dorsalis Pedis]			
Pulse Strength [Bilateral Radial]			
Respiratory Rate	16	17	16
Respiratory Effort			
Respiratory Depth			
Respiratory Pattern			
Blood Pressure	99/52 L	99/52 L	91/51 L
Blood Pressure Mean	67	67	64
Blood Pressure Location			
Pulse Oximetry	98	98	98
O2 Delivery			
Oxygen Flow Rate			
FI02			
Sepsis Action Taken by Nursing			
	11/30/22 13:45	11/30/22 14:00	11/30/22 14:15
Temperature			
Temperature Source			
Pulse Rate	60	60	63
Pulse Rhythm [Bilateral Dorsalis Pedis]			
Pulse Rhythm [Bilateral Radial]			
Pulse Strength [Bilateral Dorsalis Pedis]			
Pulse Strength [Bilateral Radial]			
Respiratory Rate	16	16	16
Respiratory Effort			
Respiratory Depth			
Respiratory Pattern			

Lyons, Kathleen A

Facility: Queen of the Valley Hospital **Location:** Q 1 Intensive Care Unit
 61 F 07/13/1961 **Med Rec Num:** MR01483046

Room-Bed: QI007-A
Visit: QH0054940416

Vital Signs - Continued

Blood Pressure	96/52 L	97/54 L	103/57 L
Blood Pressure Mean	66	68	72
Blood Pressure Location			
Pulse Oximetry	98	98	98
O2 Delivery			
Oxygen Flow Rate			
FI02			
Sepsis Action Taken by Nursing			

Temperature	11/30/22 14:30	11/30/22 14:45	11/30/22 16:00
Temperature Source			
Pulse Rate	61	62	
Pulse Rhythm [Bilateral Dorsalis Pedis]			
Pulse Rhythm [Bilateral Radial]			
Pulse Strength [Bilateral Dorsalis Pedis]			
Pulse Strength [Bilateral Radial]			
Respiratory Rate	16	16	
Respiratory Effort			
Respiratory Depth			
Respiratory Pattern			
Blood Pressure	97/51 L	97/50 L	
Blood Pressure Mean	63	60	
Blood Pressure Location			
Pulse Oximetry	98	98	
O2 Delivery			
Oxygen Flow Rate			
FI02			35
Sepsis Action Taken by Nursing			

Temperature	11/30/22 16:00	11/30/22 15:00	11/30/22 15:15
Temperature Source			

Lyons, Kathleen A

Facility: Queen of the Valley Hospital **Location:** Q 1 Intensive Care Unit
 61 F 07/13/1961 **Med Rec Num:** MR01483046

Room-Bed: QI007-A
Visit: QH0054940416

Vital Signs - Continued

Pulse Rate			62	62
Pulse Rhythm [Bilateral Dorsalis Pedis]	Regular			
Pulse Rhythm [Bilateral Radial]	Regular			
Pulse Strength [Bilateral Dorsalis Pedis]	Normal			
Pulse Strength [Bilateral Radial]	Normal			
Respiratory Rate		17		16
Respiratory Effort	Mechanically Ventilated			
Respiratory Depth	Normal			
Respiratory Pattern	Normal			
Blood Pressure		98/52 L	94/51 L	
Blood Pressure Mean		62	61	
Blood Pressure Location				
Pulse Oximetry		99	99	
O2 Delivery				
Oxygen Flow Rate				
FI02				
Sepsis Action Taken by Nursing				

Temperature		11/30/22 15:30	11/30/22 15:45	11/30/22 16:00 96.5 F L
Temperature Source				Temporal Artery Scan
Pulse Rate	63	61	61	
Pulse Rhythm [Bilateral Dorsalis Pedis]				
Pulse Rhythm [Bilateral Radial]				
Pulse Strength [Bilateral Dorsalis Pedis]				
Pulse Strength [Bilateral Radial]				
Respiratory Rate	18	17	17	
Respiratory Effort				
Respiratory Depth				
Respiratory Pattern				
Blood Pressure	95/54 L	92/52 L	84/49 L	
Blood Pressure Mean	63	61	57	
Blood Pressure Location				

Lyons, Kathleen A

Facility: Queen of the Valley Hospital **Location:** Q 1 Intensive Care Unit
 61 F 07/13/1961 **Med Rec Num:** MR01483046

Room-Bed: QI007-A
Visit: QH0054940416

Vital Signs - Continued

Pulse Oximetry	99	98	98
O2 Delivery			
Oxygen Flow Rate			
FI02			
Sepsis Action Taken by Nursing			

Temperature	11/30/22 16:00	11/30/22 15:48	11/30/22 16:15
Temperature Source			
Pulse Rate	63	68	63
Pulse Rhythm [Bilateral Dorsalis Pedis]			
Pulse Rhythm [Bilateral Radial]			
Pulse Strength [Bilateral Dorsalis Pedis]			
Pulse Strength [Bilateral Radial]			
Respiratory Rate		16	16
Respiratory Effort			
Respiratory Depth			
Respiratory Pattern			
Blood Pressure		94/48 L	91/48 L
Blood Pressure Mean			58
Blood Pressure Location			
Pulse Oximetry		98	98
O2 Delivery			
Oxygen Flow Rate			
FI02		35	
Sepsis Action Taken by Nursing			

Temperature	11/30/22 16:30	11/30/22 16:45	11/30/22 17:00
Temperature Source			
Pulse Rate	63	63	64
Pulse Rhythm [Bilateral Dorsalis Pedis]			
Pulse Rhythm [Bilateral Radial]			

Lyons, Kathleen A

Facility: Queen of the Valley Hospital **Location:** Q 1 Intensive Care Unit
 61 F 07/13/1961 **Med Rec Num:** MR01483046

Room-Bed: QI007-A
Visit: QH0054940416

Vital Signs - Continued

Pulse Strength [Bilateral Dorsalis Pedis]			
Pulse Strength [Bilateral Radial]			
Respiratory Rate	16	16	16
Respiratory Effort			
Respiratory Depth			
Respiratory Pattern			
Blood Pressure	69/45 L	82/49 L	72/47 L
Blood Pressure Mean	50	56	51
Blood Pressure Location			
Pulse Oximetry	98	98	96
O2 Delivery			
Oxygen Flow Rate			
FI02			
Sepsis Action Taken by Nursing			

Temperature	11/30/22 17:15	11/30/22 17:30	11/30/22 17:45
Temperature Source			
Pulse Rate	65	64	64
Pulse Rhythm [Bilateral Dorsalis Pedis]			
Pulse Rhythm [Bilateral Radial]			
Pulse Strength [Bilateral Dorsalis Pedis]			
Pulse Strength [Bilateral Radial]			
Respiratory Rate	16	16	17
Respiratory Effort			
Respiratory Depth			
Respiratory Pattern			
Blood Pressure	85/54 L	82/46 L	87/53 L
Blood Pressure Mean	60	53	61
Blood Pressure Location			
Pulse Oximetry	97	97	98
O2 Delivery			
Oxygen Flow Rate			
FI02			
Sepsis Action Taken by Nursing			

Lyons, Kathleen A

Facility: Queen of the Valley Hospital **Location:** Q 1 Intensive Care Unit
 61 F 07/13/1961 **Med Rec Num:** MR01483046

Room-Bed: QI007-A
Visit: QH0054940416

Vital Signs - Continued

Temperature	11/30/22 18:00	11/30/22 18:15	11/30/22 18:30
Temperature Source			
Pulse Rate	63	63	62
Pulse Rhythm [Bilateral Dorsalis Pedis]			
Pulse Rhythm [Bilateral Radial]			
Pulse Strength [Bilateral Dorsalis Pedis]			
Pulse Strength [Bilateral Radial]			
Respiratory Rate	16	16	16
Respiratory Effort			
Respiratory Depth			
Respiratory Pattern			
Blood Pressure	77/41 L	78/45 L	81/46 L
Blood Pressure Mean	50	52	53
Blood Pressure Location			
Pulse Oximetry	98	98	98
O2 Delivery			
Oxygen Flow Rate			
FI02			
Sepsis Action Taken by Nursing			
Temperature	11/30/22 18:45	11/30/22 19:00	11/30/22 19:01
Temperature Source			
Pulse Rate	63	64	64
Pulse Rhythm [Bilateral Dorsalis Pedis]			
Pulse Rhythm [Bilateral Radial]			
Pulse Strength [Bilateral Dorsalis Pedis]			
Pulse Strength [Bilateral Radial]			
Respiratory Rate	17	17	16
Respiratory Effort			
Respiratory Depth			
Respiratory Pattern			

Lyons, Kathleen A

Facility: Queen of the Valley Hospital **Location:** Q 1 Intensive Care Unit
 61 F 07/13/1961 **Med Rec Num:** MR01483046

Room-Bed: QI007-A
Visit: QH0054940416

Vital Signs - Continued

Blood Pressure	82/45 L	85/50 L	79/46 L
Blood Pressure Mean	54	59	57
Blood Pressure Location			
Pulse Oximetry	98	98	98
O2 Delivery			
Oxygen Flow Rate			
FI02			
Sepsis Action Taken by Nursing			

Temperature	11/30/22 19:15	11/30/22 19:30	11/30/22 19:45
Temperature Source			
Pulse Rate	63	65	64
Pulse Rhythm [Bilateral Dorsalis Pedis]			
Pulse Rhythm [Bilateral Radial]			
Pulse Strength [Bilateral Dorsalis Pedis]			
Pulse Strength [Bilateral Radial]			
Respiratory Rate	14	18	17
Respiratory Effort			
Respiratory Depth			
Respiratory Pattern			
Blood Pressure	81/46 L	86/49 L	82/41 L
Blood Pressure Mean	54	56	50
Blood Pressure Location			
Pulse Oximetry	98	98	98
O2 Delivery			
Oxygen Flow Rate			
FI02			
Sepsis Action Taken by Nursing			

Temperature	11/30/22 19:45	11/30/22 20:00	11/30/22 20:00
Temperature Source			

Lyons, Kathleen A

Facility: Queen of the Valley Hospital **Location:** Q 1 Intensive Care Unit
 61 F 07/13/1961 **Med Rec Num:** MR01483046

Room-Bed: QI007-A
Visit: QH0054940416

Vital Signs - Continued

Pulse Rate		66		69
Pulse Rhythm [Bilateral Dorsalis Pedis]				
Pulse Rhythm [Bilateral Radial]				
Pulse Strength [Bilateral Dorsalis Pedis]				
Pulse Strength [Bilateral Radial]				
Respiratory Rate		16		
Respiratory Effort				
Respiratory Depth				
Respiratory Pattern				
Blood Pressure		78/46 L		
Blood Pressure Mean				
Blood Pressure Location				
Pulse Oximetry		98		
O2 Delivery				
Oxygen Flow Rate				
FI02		35		
Sepsis Action Taken by Nursing			No Action Required	

Temperature		11/30/22 20:00	11/30/22 20:00	11/30/22 20:00	96.6 F L
Temperature Source					Temporal Artery Scan
Pulse Rate					65
Pulse Rhythm [Bilateral Dorsalis Pedis]		Regular			
Pulse Rhythm [Bilateral Radial]		Regular			
Pulse Strength [Bilateral Dorsalis Pedis]		Normal			
Pulse Strength [Bilateral Radial]		Normal			
Respiratory Rate					17
Respiratory Effort		Mechanically Ventilated			
Respiratory Depth		Normal			
Respiratory Pattern		Normal			
Blood Pressure					78/46 L
Blood Pressure Mean					54

Lyons, Kathleen A

Facility: Queen of the Valley Hospital **Location:** Q 1 Intensive Care Unit
 61 F 07/13/1961 **Med Rec Num:** MR01483046

Room-Bed: QI007-A
Visit: QH0054940416

Vital Signs - Continued

Blood Pressure Location			Left Arm
Pulse Oximetry			98
O2 Delivery			Mechanical Ventilation
Oxygen Flow Rate			16
FIO2		35	35
Sepsis Action Taken by Nursing			

	11/30/22 21:00	11/30/22 22:00	11/30/22 23:00
Temperature			
Temperature Source			
Pulse Rate	66	67	69
Pulse Rhythm [Bilateral Dorsalis Pedis]			
Pulse Rhythm [Bilateral Radial]			
Pulse Strength [Bilateral Dorsalis Pedis]			
Pulse Strength [Bilateral Radial]	18	18	18
Respiratory Rate			
Respiratory Effort			
Respiratory Depth			
Respiratory Pattern			
Blood Pressure	83/46 L	69/44 L	74/47 L
Blood Pressure Mean	53	49	51
Blood Pressure Location			
Pulse Oximetry	98	97	97
O2 Delivery			
Oxygen Flow Rate			
FIO2			
Sepsis Action Taken by Nursing			

	11/30/22 23:59	11/30/22 23:59	11/30/22 23:59
Temperature			
Temperature Source			
Pulse Rate			69

Lyons, Kathleen A

Facility: Queen of the Valley Hospital **Location:** Q 1 Intensive Care Unit
 61 F 07/13/1961 **Med Rec Num:** MR01483046

Room-Bed: QI007-A
Visit: QH0054940416

Vital Signs - Continued

Pulse Rhythm [Bilateral Dorsalis Pedis]	Regular		
Pulse Rhythm [Bilateral Radial]	Regular		
Pulse Strength [Bilateral Dorsalis Pedis]	Normal		
Pulse Strength [Bilateral Radial]	Normal		
Respiratory Rate			
Respiratory Effort	Mechanically Ventilated		
Respiratory Depth	Normal		
Respiratory Pattern	Normal		
Blood Pressure			
Blood Pressure Mean			
Blood Pressure Location			
Pulse Oximetry			
O2 Delivery			
Oxygen Flow Rate			
FI02		35	
Sepsis Action Taken by Nursing			

Temperature	12/01/22 00:00	12/01/22 00:31	11/30/22 23:48
Temperature Source	Temporal Artery Scan		
Pulse Rate	69	71	73
Pulse Rhythm [Bilateral Dorsalis Pedis]			
Pulse Rhythm [Bilateral Radial]			
Pulse Strength [Bilateral Dorsalis Pedis]			
Pulse Strength [Bilateral Radial]			
Respiratory Rate	17	18	16
Respiratory Effort			
Respiratory Depth			
Respiratory Pattern			
Blood Pressure	68/40 L	63/48 L	68/40 L
Blood Pressure Mean	49	52	
Blood Pressure Location	Left Arm		
Pulse Oximetry	97	97	96

Lyons, Kathleen A

Facility: Queen of the Valley Hospital **Location:** Q 1 Intensive Care Unit
 61 F 07/13/1961 **Med Rec Num:** MR01483046

Room-Bed: QI007-A
Visit: QH0054940416

Vital Signs - Continued

O2 Delivery	Mechanical Ventilation		
Oxygen Flow Rate	16		
FIO2	35		35
Sepsis Action Taken by Nursing			

Temperature	12/01/22 03:40	12/01/22 04:00	12/01/22 04:00
Temperature Source			
Pulse Rate	74	84	
Pulse Rhythm [Bilateral Dorsalis Pedis]			Regular
Pulse Rhythm [Bilateral Radial]			Regular
Pulse Strength [Bilateral Dorsalis Pedis]			Normal
Pulse Strength [Bilateral Radial]			Normal
Respiratory Rate	16		
Respiratory Effort			Mechanically Ventilated
Respiratory Depth			Normal
Respiratory Pattern			Normal
Blood Pressure	72/35 L		
Blood Pressure Mean			
Blood Pressure Location			
Pulse Oximetry	96		
O2 Delivery			
Oxygen Flow Rate			
FIO2	35		
Sepsis Action Taken by Nursing			

Temperature	12/01/22 04:00	12/01/22 01:00	12/01/22 02:00
Temperature Source			
Pulse Rate		71	73
Pulse Rhythm [Bilateral Dorsalis Pedis]			

Lyons, Kathleen A

Facility: Queen of the Valley Hospital **Location:** Q 1 Intensive Care Unit
 61 F 07/13/1961 **Med Rec Num:** MR01483046

Room-Bed: QI007-A
Visit: QH0054940416

Vital Signs - Continued

Pulse Rhythm [Bilateral Radial]			
Pulse Strength [Bilateral Dorsalis Pedis]			
Pulse Strength [Bilateral Radial]			
Respiratory Rate		24 H	17
Respiratory Effort			
Respiratory Depth			
Respiratory Pattern			
Blood Pressure		71/42 L	69/41 L
Blood Pressure Mean		51	50
Blood Pressure Location			
Pulse Oximetry		96	97
O2 Delivery			
Oxygen Flow Rate			
FI02		35	
Sepsis Action Taken by Nursing			

Temperature	12/01/22 03:00	12/01/22 04:00	12/01/22 05:00
Temperature Source		Temporal Artery Scan	
Pulse Rate	72	90	84
Pulse Rhythm [Bilateral Dorsalis Pedis]			
Pulse Rhythm [Bilateral Radial]			
Pulse Strength [Bilateral Dorsalis Pedis]			
Pulse Strength [Bilateral Radial]			
Respiratory Rate	18	10 L	17
Respiratory Effort			
Respiratory Depth			
Respiratory Pattern			
Blood Pressure	72/38 L	121/65 H	72/47 L
Blood Pressure Mean	49	83	55
Blood Pressure Location		Left Arm	
Pulse Oximetry	96	88 L	93
O2 Delivery		Mechanical Ventilation	

Lyons, Kathleen A

Facility: Queen of the Valley Hospital **Location:** Q 1 Intensive Care Unit
 61 F 07/13/1961 **Med Rec Num:** MR01483046

Room-Bed: QI007-A
Visit: QH0054940416

Vital Signs - Continued

Oxygen Flow Rate			16
FI02			35
Sepsis Action Taken by Nursing			

	12/01/22 06:00	12/01/22 07:56	12/01/22 08:00
Temperature			
Temperature Source			
Pulse Rate	83	83	82
Pulse Rhythm [Bilateral Dorsalis Pedis]			
Pulse Rhythm [Bilateral Radial]			
Pulse Strength [Bilateral Dorsalis Pedis]			
Pulse Strength [Bilateral Radial]			
Respiratory Rate	15	16	
Respiratory Effort			
Respiratory Depth			
Respiratory Pattern			
Blood Pressure	64/41 L	67/37 L	
Blood Pressure Mean	48		
Blood Pressure Location			
Pulse Oximetry	92	94	
O2 Delivery			
Oxygen Flow Rate			
FI02		30	
Sepsis Action Taken by Nursing			

	12/01/22 08:00	12/01/22 08:00	12/01/22 08:00
Temperature			
Temperature Source			
Pulse Rate			
Pulse Rhythm [Bilateral Dorsalis Pedis]		Regular	
Pulse Rhythm [Bilateral Radial]		Regular	
Pulse Strength [Bilateral Dorsalis Pedis]		Weak	
Pulse Strength [Bilateral Radial]		Weak	

Lyons, Kathleen A

Facility: Queen of the Valley Hospital **Location:** Q 1 Intensive Care Unit
 61 F 07/13/1961 **Med Rec Num:** MR01483046

Room-Bed: QI007-A
Visit: QH0054940416

Vital Signs - Continued

Respiratory Rate			
Respiratory Effort		Mechanically Ventilated	
Respiratory Depth		Normal	
Respiratory Pattern		Normal	
Blood Pressure			
Blood Pressure Mean			
Blood Pressure Location			
Pulse Oximetry			
O2 Delivery			
Oxygen Flow Rate			
FI02	30		
Sepsis Action Taken by Nursing			No Action Required

Temperature		12/01/22 07:00	12/01/22 07:15	12/01/22 07:30
Temperature Source				
Pulse Rate		84	83	82
Pulse Rhythm [Bilateral Dorsalis Pedis]				
Pulse Rhythm [Bilateral Radial]				
Pulse Strength [Bilateral Dorsalis Pedis]				
Pulse Strength [Bilateral Radial]				
Respiratory Rate		13	14	11 L
Respiratory Effort				
Respiratory Depth				
Respiratory Pattern				
Blood Pressure		70/37 L	69/39 L	67/37 L
Blood Pressure Mean		48	49	47
Blood Pressure Location				
Pulse Oximetry		93	93	93
O2 Delivery				
Oxygen Flow Rate				
FI02				
Sepsis Action Taken by Nursing				

Lyons, Kathleen A

Facility: Queen of the Valley Hospital **Location:** Q 1 Intensive Care Unit
 61 F 07/13/1961 **Med Rec Num:** MR01483046

Room-Bed: QI007-A
Visit: QH0054940416

Vital Signs - Continued

	12/01/22 07:45	12/01/22 08:00	12/01/22 08:15
Temperature		98.1 F	
Temperature Source		Temporal Artery Scan	
Pulse Rate	82	82	80
Pulse Rhythm [Bilateral Dorsalis Pedis]			
Pulse Rhythm [Bilateral Radial]			
Pulse Strength [Bilateral Dorsalis Pedis]			
Pulse Strength [Bilateral Radial]			
Respiratory Rate	10 L	19	14
Respiratory Effort			
Respiratory Depth			
Respiratory Pattern			
Blood Pressure	68/36 L	63/32 L	63/37 L
Blood Pressure Mean	46	42	45
Blood Pressure Location			
Pulse Oximetry	93	95	95
O2 Delivery		Mechanical Ventilation	
Oxygen Flow Rate			
FI02		30	
Sepsis Action Taken by Nursing			

	12/01/22 08:30	12/01/22 08:45	12/01/22 09:00
Temperature			
Temperature Source			
Pulse Rate	81	82	82
Pulse Rhythm [Bilateral Dorsalis Pedis]			
Pulse Rhythm [Bilateral Radial]			
Pulse Strength [Bilateral Dorsalis Pedis]			
Pulse Strength [Bilateral Radial]			
Respiratory Rate	9 L	16	18
Respiratory Effort			

Lyons, Kathleen A

Facility: Queen of the Valley Hospital **Location:** Q 1 Intensive Care Unit
 61 F 07/13/1961 **Med Rec Num:** MR01483046

Room-Bed: QI007-A
Visit: QH0054940416

Vital Signs - Continued

Respiratory Depth			
Respiratory Pattern			
Blood Pressure	67/38 L	68/33 L	67/32 L
Blood Pressure Mean	47	44	39
Blood Pressure Location			
Pulse Oximetry	94	94	94
O2 Delivery			
Oxygen Flow Rate			
FI02			
Sepsis Action Taken by Nursing			

Temperature	12/01/22 09:15	12/01/22 09:30	12/01/22 09:45
Temperature Source			
Pulse Rate	83	79	83
Pulse Rhythm [Bilateral Dorsalis Pedis]			
Pulse Rhythm [Bilateral Radial]			
Pulse Strength [Bilateral Dorsalis Pedis]			
Pulse Strength [Bilateral Radial]			
Respiratory Rate	16	16	16
Respiratory Effort			
Respiratory Depth			
Respiratory Pattern			
Blood Pressure	70/35 L	64/33 L	62/28 L
Blood Pressure Mean	42	40	36
Blood Pressure Location			
Pulse Oximetry	93	93	93
O2 Delivery			
Oxygen Flow Rate			
FI02			
Sepsis Action Taken by Nursing			

	12/01/22 10:00	12/01/22 10:15	12/01/22 11:21
--	-------------------	-------------------	-------------------

Lyons, Kathleen A

Facility: Queen of the Valley Hospital **Location:** Q 1 Intensive Care Unit
 61 F 07/13/1961 **Med Rec Num:** MR01483046

Room-Bed: QI007-A
Visit: QH0054940416

Vital Signs - Continued

Temperature			
Temperature Source			
Pulse Rate	81	81	88
Pulse Rhythm [Bilateral Dorsalis Pedis]			
Pulse Rhythm [Bilateral Radial]			
Pulse Strength [Bilateral Dorsalis Pedis]			
Pulse Strength [Bilateral Radial]			
Respiratory Rate	16	15	16
Respiratory Effort			
Respiratory Depth			
Respiratory Pattern			
Blood Pressure	65/32 L	63/31 L	63/28 L
Blood Pressure Mean	38	37	
Blood Pressure Location			
Pulse Oximetry	93	93	92
O2 Delivery			
Oxygen Flow Rate			
FI02			30
Sepsis Action Taken by Nursing			

Temperature	12/01/22	12/01/22	12/01/22
Temperature Source	12:00	12:00	12:00
Pulse Rate	90		
Pulse Rhythm [Bilateral Dorsalis Pedis]		Regular	
Pulse Rhythm [Bilateral Radial]		Regular	
Pulse Strength [Bilateral Dorsalis Pedis]		Weak	
Pulse Strength [Bilateral Radial]		Weak	
Respiratory Rate			
Respiratory Effort		Mechanically Ventilated	
Respiratory Depth		Normal	
Respiratory Pattern		Normal	
Blood Pressure			
Blood Pressure Mean			

Lyons, Kathleen A

Facility: Queen of the Valley Hospital **Location:** Q 1 Intensive Care Unit
 61 F 07/13/1961 **Med Rec Num:** MR01483046

Room-Bed: QI007-A
Visit: QH0054940416

Vital Signs - Continued

Blood Pressure Location			
Pulse Oximetry			
O2 Delivery			
Oxygen Flow Rate			
FIO2			30
Sepsis Action Taken by Nursing			

	12/01/22 10:30	12/01/22 10:45	12/01/22 11:00
Temperature			
Temperature Source			
Pulse Rate	84	86	85
Pulse Rhythm [Bilateral Dorsalis Pedis]			
Pulse Rhythm [Bilateral Radial]			
Pulse Strength [Bilateral Dorsalis Pedis]			
Pulse Strength [Bilateral Radial]			
Respiratory Rate	13	15	14
Respiratory Effort			
Respiratory Depth			
Respiratory Pattern			
Blood Pressure	69/36 L	69/36 L	72/33 L
Blood Pressure Mean	41	43	41
Blood Pressure Location			
Pulse Oximetry	92	92	92
O2 Delivery			
Oxygen Flow Rate			
FIO2			
Sepsis Action Taken by Nursing			

	12/01/22 11:15	12/01/22 11:30	12/01/22 11:45
Temperature			
Temperature Source			
Pulse Rate	86	87	88
Pulse Rhythm [Bilateral Dorsalis Pedis]			

Lyons, Kathleen A

Facility: Queen of the Valley Hospital **Location:** Q 1 Intensive Care Unit
 61 F 07/13/1961 **Med Rec Num:** MR01483046

Room-Bed: QI007-A
Visit: QH0054940416

Vital Signs - Continued

Pulse Rhythm [Bilateral Radial]			
Pulse Strength [Bilateral Dorsalis Pedis]			
Pulse Strength [Bilateral Radial]			
Respiratory Rate	12	13	12
Respiratory Effort			
Respiratory Depth			
Respiratory Pattern			
Blood Pressure	63/28 L	63/37 L	63/31 L
Blood Pressure Mean	35	42	38
Blood Pressure Location			
Pulse Oximetry	92	92	92
O2 Delivery			
Oxygen Flow Rate			
FI02			
Sepsis Action Taken by Nursing			

Temperature	12/01/22 12:00	12/01/22 12:15	12/01/22 12:30
Temperature Source	Temporal Artery Scan		
Pulse Rate	88	88	90
Pulse Rhythm [Bilateral Dorsalis Pedis]			
Pulse Rhythm [Bilateral Radial]			
Pulse Strength [Bilateral Dorsalis Pedis]			
Pulse Strength [Bilateral Radial]			
Respiratory Rate	14	13	14
Respiratory Effort			
Respiratory Depth			
Respiratory Pattern			
Blood Pressure	65/35 L	57/33 L	65/33 L
Blood Pressure Mean	41	38	41
Blood Pressure Location			
Pulse Oximetry	91 L	92	91 L
O2 Delivery			
Mechanical Ventilation			

Lyons, Kathleen A

Facility: Queen of the Valley Hospital **Location:** Q 1 Intensive Care Unit
 61 F 07/13/1961 **Med Rec Num:** MR01483046

Room-Bed: QI007-A
Visit: QH0054940416

Vital Signs - Continued

Oxygen Flow Rate			
FI02		30	
Sepsis Action Taken by Nursing			

Temperature	12/01/22 12:45	12/01/22 13:00	12/01/22 13:15
Temperature Source			
Pulse Rate	92	91	92
Pulse Rhythm [Bilateral Dorsalis Pedis]			
Pulse Rhythm [Bilateral Radial]			
Pulse Strength [Bilateral Dorsalis Pedis]			
Pulse Strength [Bilateral Radial]			
Respiratory Rate	14	15	19
Respiratory Effort			
Respiratory Depth			
Respiratory Pattern			
Blood Pressure	67/29 L	57/38 L	65/35 L
Blood Pressure Mean	37	40	41
Blood Pressure Location			
Pulse Oximetry	91 L	91 L	90 L
O2 Delivery			
Oxygen Flow Rate			
FI02			
Sepsis Action Taken by Nursing			

Temperature	12/01/22 13:30	12/01/22 13:45	12/01/22 14:00
Temperature Source			
Pulse Rate	94	94	94
Pulse Rhythm [Bilateral Dorsalis Pedis]			
Pulse Rhythm [Bilateral Radial]			
Pulse Strength [Bilateral Dorsalis Pedis]			
Pulse Strength [Bilateral Radial]			

Lyons, Kathleen A

Facility: Queen of the Valley Hospital **Location:** Q 1 Intensive Care Unit
 61 F 07/13/1961 **Med Rec Num:** MR01483046

Room-Bed: QI007-A
Visit: QH0054940416

Vital Signs - Continued

Respiratory Rate	16	16	16
Respiratory Effort			
Respiratory Depth			
Respiratory Pattern			
Blood Pressure	63/31 L	63/31 L	65/37 L
Blood Pressure Mean	37	39	43
Blood Pressure Location			
Pulse Oximetry	91 L	91 L	90 L
O2 Delivery			
Oxygen Flow Rate			
FIO2			
Sepsis Action Taken by Nursing			

Temperature	12/01/22	12/01/22	12/01/22
Temperature Source	15:06	16:00	16:00
Pulse Rate	93		
Pulse Rhythm [Bilateral Dorsalis Pedis]		Regular	
Pulse Rhythm [Bilateral Radial]		Regular	
Pulse Strength [Bilateral Dorsalis Pedis]		Weak	
Pulse Strength [Bilateral Radial]		Weak	
Respiratory Rate	18		
Respiratory Effort		Mechanically Ventilated	
Respiratory Depth		Normal	
Respiratory Pattern		Normal	
Blood Pressure	64/31 L		
Blood Pressure Mean			
Blood Pressure Location			
Pulse Oximetry	95		
O2 Delivery			
Oxygen Flow Rate			
FIO2	30		30
Sepsis Action Taken by Nursing			

Lyons, Kathleen A

Facility: Queen of the Valley Hospital **Location:** Q 1 Intensive Care Unit
 61 F 07/13/1961 **Med Rec Num:** MR01483046

Room-Bed: QI007-A
Visit: QH0054940416

Vital Signs - Continued

	12/01/22 14:15	12/01/22 14:30	12/01/22 14:45
Temperature			
Temperature Source			
Pulse Rate	95	95	94
Pulse Rhythm [Bilateral Dorsalis Pedis]			
Pulse Rhythm [Bilateral Radial]			
Pulse Strength [Bilateral Dorsalis Pedis]			
Pulse Strength [Bilateral Radial]			
Respiratory Rate	16	15	14
Respiratory Effort			
Respiratory Depth			
Respiratory Pattern			
Blood Pressure	59/33 L	58/34 L	69/33 L
Blood Pressure Mean	40	39	41
Blood Pressure Location			
Pulse Oximetry	91 L	91 L	91 L
O2 Delivery			
Oxygen Flow Rate			
FI02			
Sepsis Action Taken by Nursing			
	12/01/22 15:00	12/01/22 15:15	12/01/22 15:30
Temperature			
Temperature Source			
Pulse Rate	95	91	91
Pulse Rhythm [Bilateral Dorsalis Pedis]			
Pulse Rhythm [Bilateral Radial]			
Pulse Strength [Bilateral Dorsalis Pedis]			
Pulse Strength [Bilateral Radial]			
Respiratory Rate	13	15	18
Respiratory Effort			
Respiratory Depth			
Respiratory Pattern			

Lyons, Kathleen A

Facility: Queen of the Valley Hospital **Location:** Q 1 Intensive Care Unit
 61 F 07/13/1961 **Med Rec Num:** MR01483046

Room-Bed: QI007-A
Visit: QH0054940416

Vital Signs - Continued

Blood Pressure	64/31 L	66/28 L	68/33 L
Blood Pressure Mean	37	36	40
Blood Pressure Location			
Pulse Oximetry	91 L	94	99
O2 Delivery			
Oxygen Flow Rate			
FI02			
Sepsis Action Taken by Nursing			

Temperature	12/01/22 15:45	12/01/22 16:00	12/01/22 16:00
Temperature Source		97.9 F	
Pulse Rate	96	98	101 H
Pulse Rhythm [Bilateral Dorsalis Pedis]			
Pulse Rhythm [Bilateral Radial]			
Pulse Strength [Bilateral Dorsalis Pedis]			
Pulse Strength [Bilateral Radial]			
Respiratory Rate	16	15	
Respiratory Effort			
Respiratory Depth			
Respiratory Pattern			
Blood Pressure	64/32 L	60/34 L	
Blood Pressure Mean	38	41	
Blood Pressure Location			
Pulse Oximetry	91 L	91 L	
O2 Delivery			
Oxygen Flow Rate			
FI02			
Sepsis Action Taken by Nursing			

Temperature	12/01/22 16:15	12/01/22 16:30	12/01/22 16:45
Temperature Source			

Lyons, Kathleen A

Facility: Queen of the Valley Hospital **Location:** Q 1 Intensive Care Unit
 61 F 07/13/1961 **Med Rec Num:** MR01483046

Room-Bed: QI007-A
Visit: QH0054940416

Vital Signs - Continued

Pulse Rate	101 H	98	97
Pulse Rhythm [Bilateral Dorsalis Pedis]			
Pulse Rhythm [Bilateral Radial]			
Pulse Strength [Bilateral Dorsalis Pedis]			
Pulse Strength [Bilateral Radial]			
Respiratory Rate	16	16	17
Respiratory Effort			
Respiratory Depth			
Respiratory Pattern			
Blood Pressure	88/41 L	60/35 L	56/29 L
Blood Pressure Mean	51	41	35
Blood Pressure Location			
Pulse Oximetry	91 L	91 L	91 L
O2 Delivery			
Oxygen Flow Rate			
FI02			
Sepsis Action Taken by Nursing			

Temperature	12/01/22 17:00	12/01/22 17:15	12/01/22 17:30
Temperature Source			
Pulse Rate	102 H	100	96
Pulse Rhythm [Bilateral Dorsalis Pedis]			
Pulse Rhythm [Bilateral Radial]			
Pulse Strength [Bilateral Dorsalis Pedis]			
Pulse Strength [Bilateral Radial]			
Respiratory Rate	16	16	16
Respiratory Effort			
Respiratory Depth			
Respiratory Pattern			
Blood Pressure	54/31 L	60/35 L	52/28 L
Blood Pressure Mean	36	38	34
Blood Pressure Location			
Pulse Oximetry	90 L	89 L	90 L
O2 Delivery			

Lyons, Kathleen A

Facility: Queen of the Valley Hospital **Location:** Q 1 Intensive Care Unit
 61 F 07/13/1961 **Med Rec Num:** MR01483046

Room-Bed: QI007-A
Visit: QH0054940416

Vital Signs - Continued

Oxygen Flow Rate			
FI02			
Sepsis Action Taken by Nursing			

Temperature	12/01/22 17:45	12/01/22 18:00	12/01/22 18:01
Temperature Source			
Pulse Rate	97	97	96
Pulse Rhythm [Bilateral Dorsalis Pedis]			
Pulse Rhythm [Bilateral Radial]			
Pulse Strength [Bilateral Dorsalis Pedis]			
Pulse Strength [Bilateral Radial]	17	16	16
Respiratory Rate			
Respiratory Effort			
Respiratory Depth			
Respiratory Pattern			
Blood Pressure	56/33 L	59/30 L	59/30 L
Blood Pressure Mean	37	39	34
Blood Pressure Location			
Pulse Oximetry	90 L	90 L	90 L
O2 Delivery			
Oxygen Flow Rate			
FI02			
Sepsis Action Taken by Nursing			

Temperature	12/01/22 20:00	12/01/22 19:00	12/01/22 20:00
Temperature Source			Temporal Artery Scan
Pulse Rate		92	94
Pulse Rhythm [Bilateral Dorsalis Pedis]			
Pulse Rhythm [Bilateral Radial]			
Pulse Strength [Bilateral Dorsalis Pedis]			

Lyons, Kathleen A

Facility: Queen of the Valley Hospital **Location:** Q 1 Intensive Care Unit
 61 F 07/13/1961 **Med Rec Num:** MR01483046

Room-Bed: QI007-A
Visit: QH0054940416

Vital Signs - Continued

Pulse Strength [Bilateral Radial]			
Respiratory Rate		16	16
Respiratory Effort			
Respiratory Depth			
Respiratory Pattern			
Blood Pressure		53/29 L	53/27 L
Blood Pressure Mean		37	35
Blood Pressure Location			
Pulse Oximetry		92	93
O2 Delivery			
Oxygen Flow Rate			
FI02			
Sepsis Action Taken by Nursing	No Action Required		

Temperature	12/01/22 19:10	12/01/22 20:00	12/01/22 20:00
Temperature Source			
Pulse Rate	95	93	
Pulse Rhythm [Bilateral Dorsalis Pedis]			Regular
Pulse Rhythm [Bilateral Radial]			Regular
Pulse Strength [Bilateral Dorsalis Pedis]			Weak
Pulse Strength [Bilateral Radial]			Weak
Respiratory Rate	16		
Respiratory Effort			Mechanically Ventilated
Respiratory Depth			Normal
Respiratory Pattern			Normal
Blood Pressure	54/29 L		
Blood Pressure Mean			
Blood Pressure Location			
Pulse Oximetry	93		
O2 Delivery			
Oxygen Flow Rate			
FI02	30		

Lyons, Kathleen A

Facility: Queen of the Valley Hospital **Location:** Q 1 Intensive Care Unit
 61 F 07/13/1961 **Med Rec Num:** MR01483046

Room-Bed: QI007-A
Visit: QH0054940416

Vital Signs - Continued

Sepsis Action Taken by Nursing

Temperature	12/01/22 20:00	12/01/22 21:00	12/01/22 22:00
Temperature Source			
Pulse Rate		92	94
Pulse Rhythm [Bilateral Dorsalis Pedis]			
Pulse Rhythm [Bilateral Radial]			
Pulse Strength [Bilateral Dorsalis Pedis]			
Pulse Strength [Bilateral Radial]			
Respiratory Rate		17	16
Respiratory Effort			
Respiratory Depth			
Respiratory Pattern			
Blood Pressure		55/26 L	53/26 L
Blood Pressure Mean		35	35
Blood Pressure Location			
Pulse Oximetry		93	93
O2 Delivery			
Oxygen Flow Rate			
FIO2	30		
Sepsis Action Taken by Nursing			

Temperature	12/01/22 23:30	12/01/22 23:59	12/01/22 23:59
Temperature Source			
Pulse Rate	95		
Pulse Rhythm [Bilateral Dorsalis Pedis]			Regular
Pulse Rhythm [Bilateral Radial]			Regular
Pulse Strength [Bilateral Dorsalis Pedis]			Weak
Pulse Strength [Bilateral Radial]			Weak
Respiratory Rate	16		

Lyons, Kathleen A

Facility: Queen of the Valley Hospital **Location:** Q 1 Intensive Care Unit
 61 F 07/13/1961 **Med Rec Num:** MR01483046

Room-Bed: QI007-A
Visit: QH0054940416

Vital Signs - Continued

Respiratory Effort			Mechanically Ventilated
Respiratory Depth			Normal
Respiratory Pattern			Normal
Blood Pressure	54/25 L		
Blood Pressure Mean			
Blood Pressure Location			
Pulse Oximetry	93		
O2 Delivery			
Oxygen Flow Rate			
FIO2	30	30	
Sepsis Action Taken by Nursing			

Temperature	12/01/22 23:59	12/01/22 23:00	12/02/22 00:00	98.4 F
Temperature Source				Temporal Artery Scan
Pulse Rate	93	95		94
Pulse Rhythm [Bilateral Dorsalis Pedis]				
Pulse Rhythm [Bilateral Radial]				
Pulse Strength [Bilateral Dorsalis Pedis]				
Pulse Strength [Bilateral Radial]				
Respiratory Rate		16		16
Respiratory Effort				
Respiratory Depth				
Respiratory Pattern				
Blood Pressure		51/29 L	54/25 L	
Blood Pressure Mean		36	34	
Blood Pressure Location			Left Arm	
Pulse Oximetry		92		92
O2 Delivery				Mechanical Ventilation
Oxygen Flow Rate				16
FIO2				
Sepsis Action Taken by Nursing				

Lyons, Kathleen A

Facility: Queen of the Valley Hospital
 61 F 07/13/1961

Location: Q 1 Intensive Care Unit
Med Rec Num: MR01483046

Room-Bed: QI007-A
Visit: QH0054940416

Vital Signs - Continued

	12/02/22 01:00	12/02/22 02:00	12/02/22 03:25
Temperature			
Temperature Source			
Pulse Rate	97	94	85
Pulse Rhythm [Bilateral Dorsalis Pedis]			
Pulse Rhythm [Bilateral Radial]			
Pulse Strength [Bilateral Dorsalis Pedis]			
Pulse Strength [Bilateral Radial]			
Respiratory Rate	16	16	16
Respiratory Effort			
Respiratory Depth			
Respiratory Pattern			
Blood Pressure	55/25 L	56/24 L	52/25 L
Blood Pressure Mean	35	34	
Blood Pressure Location			
Pulse Oximetry	93	92	92
O2 Delivery			
Oxygen Flow Rate			
FI02			30
Sepsis Action Taken by Nursing			

Temperature	12/02/22 04:00	12/02/22 04:00	12/02/22 04:00
Temperature Source			
Pulse Rate			87
Pulse Rhythm [Bilateral Dorsalis Pedis]	Regular		
Pulse Rhythm [Bilateral Radial]	Regular		
Pulse Strength [Bilateral Dorsalis Pedis]	Weak		
Pulse Strength [Bilateral Radial]	Weak		
Respiratory Rate			
Respiratory Effort	Mechanically Ventilated		
Respiratory Depth	Normal		

Lyons, Kathleen A

Facility: Queen of the Valley Hospital **Location:** Q 1 Intensive Care Unit
 61 F 07/13/1961 **Med Rec Num:** MR01483046

Room-Bed: QI007-A
Visit: QH0054940416

Vital Signs - Continued

Respiratory Pattern	Normal		
Blood Pressure			
Blood Pressure Mean			
Blood Pressure Location			
Pulse Oximetry			
O2 Delivery			
Oxygen Flow Rate			
FIO2		30	
Sepsis Action Taken by Nursing			

Temperature	12/02/22 03:00	12/02/22 04:00	97.8 F
Temperature Source		Temporal Artery Scan	
Pulse Rate	94		88
Pulse Rhythm [Bilateral Dorsalis Pedis]			
Pulse Rhythm [Bilateral Radial]			
Pulse Strength [Bilateral Dorsalis Pedis]			
Pulse Strength [Bilateral Radial]			
Respiratory Rate	16		18
Respiratory Effort			
Respiratory Depth			
Respiratory Pattern			
Blood Pressure	50/28 L	52/25 L	
Blood Pressure Mean	35	31	
Blood Pressure Location		Left Arm	
Pulse Oximetry	92	91 L	
O2 Delivery		Mechanical Ventilation	
Oxygen Flow Rate		16	
FIO2		35	
Sepsis Action Taken by Nursing			

Iyons, Kathleen A

Facility: Queen of the Valley Hospital **Location:** Q 1 Intensive Care Unit
61 F 07/13/1961 **Med Rec Num:** MR01483046

Room-Bed: QI007-A
Visit: QH0054940416

Patient Notes

10/19/22 06:23 Nurse Note by RN 110,CVMC Registry
PATIENT IS EPISODIC CONFUSED OR SUDDEN MEMORY LOSS. NOT DURING ASSESSMENT BUT PATIENT FAMILY ADMITS TO PATIENT AT TIMES QUESTIONING WHO OFTEN SEEN FAMILY MEMBERS ARE. ACCURATE MEMORY LOSS MAY NEED FURTHER EVALUATION OR ASSESSMENT

Initialized on 10/19/22 06:23 - END OF NOTE

10/19/22 19:04 Nurse Note by Zermeno,Laura M
pt's sister mary ellen would like to be informed by Neurosurgery about the procedure when Surgeon speaks to the patient due to patient's memory loss.

Initialized on 10/19/22 19:04 - END OF NOTE

10/21/22 16:13 (created 10/21/22 16:27) Nurse Note by Lopez,Kamille
pt requesting to have blood sugar checked early. Pt verbalized she feels like her blood sugar is elevated despite only eating 10% of lunch. Blood sugar check by this RN, 238 @1608pm. Pt requesting insulin coverage early. Per sliding scale, 4 units administered at 1613. Snacks given to pt as well. Safety precautions in place, plan of care updated.

Initialized on 10/21/22 16:27 - END OF NOTE

10/23/22 02:54 Nurse Note by Udeshi,Jay Bhavin
Pt BS was 37 upon checking at 0230. Gave pt turkey sandwich and orange juice. BS up to 54. Offered pt D10 to help raise BS, but PT REFUSED. Pt stated " I do not want that because it will make me go in the opposite direction and I know my body." Gave pt another Orange Juice to help raise BS. Will reassess in 30 minutes.

Initialized on 10/23/22 02:54 - END OF NOTE

10/23/22 03:35 Nurse Note by Udeshi,Jay Bhavin

Lyons, Kathleen A

Facility: Queen of the Valley Hospital **Location:** Q 1 Intensive Care Unit
61 F 07/13/1961 **Med Rec Num:** MR01483046

Room-Bed: QI007-A
Visit: QH0054940416

Patient Notes - Continued

PT BS at 144 after 2 Orange juice and 1 sandwich

Initialized on 10/23/22 03:35 - END OF NOTE

10/23/22 18:09 Nurse Note by Levy,Shari
pt is a/o x 4, ambulates to the bathroom without any difficulties, took a shower (pt has an order may shower), had her sister for a few hours at bedside, and continues to not have any pain, distress, or sob at this time. pt has been napping, watching tv, calling family and friends on her phone, and resting comfortably. pt continues to rest comfortably. will cont to monitor.

Initialized on 10/23/22 18:09 - END OF NOTE

10/25/22 02:26 Nurse Note by Muh,Linda
pt c/o IV site pain, noted site leaking, placed IVF on hold and removed IV cath. Attempted to insert new IV site but failed, 2 other nurses attempted to start new IV site but also failed, pt refused to be poked anymore. Will request for midline placement in am.

Initialized on 10/25/22 02:26 - END OF NOTE

10/25/22 16:31 Social Services Note by Marcilla,Jeremy
Case Find LOS at 7

Insurance: Blue Cross Prudent Buyer

Attending: Dr. Anne Onyekwulije

Diagnosis: Hydrocephalus

Barrier to DC: Pending neurosurgery w/ Dr. Ye Wednesday

Intervention: No psychosocial issues identified at this time

Initialized on 10/25/22 16:31 - END OF NOTE

10/26/22 09:30 (created 10/26/22 09:38) Nurse Note by Kariki Thapa,Samikshya

Lyons, Kathleen A

Facility: Queen of the Valley Hospital **Location:** Q 1 Intensive Care Unit
61 F 07/13/1961 **Med Rec Num:** MR01483046

Room-Bed: QI007-A
Visit: QH0054940416

Patient Notes - Continued

PER PATIENT REQUEST, PATIENT WANTS ONLY 3 UNITS OF INSULIN, DR. BATOU MADE AWARE.

Initialized on 10/26/22 09:38 - END OF NOTE

10/26/22 15:44 Nurse Note by Karli Thapa,Samikshya
PATIENT TRANSFERRED TO SURGERY, REPORT GIVEN TO NURSE AT BEDSIDE.

Initialized on 10/26/22 15:44 - END OF NOTE

10/26/22 19:03 Nurse Note by Karli Thapa,Samikshya
REPORT GIVEN TO NURSE UMA AT ICU, ANSWERED ALL QUESTION. PATIENT IS STILL ON SURGERY. FAMILY TOOK BELONGINGS.

Initialized on 10/26/22 19:03 - END OF NOTE

10/26/22 19:15 Nurse Note by Gorrela,Uma
1859 : REPORT TAKEN FROM NURSE SAMI FROM NSU, PATIENT STILL IN THE SURGERY.
1905 : REPORT GIVEN TO NIGHT SHIFT RN XAVIER AT ICU, ENDORSED THAT THE PATIENT IS STILL IN SURGERY AND WILL BE
TRANSFERRED TO ICU BED 7 AFTER SURGERY.

Initialized on 10/26/22 19:15 - END OF NOTE

10/26/22 20:20 (created 10/27/22 01:46) Wound Care Note by Mak,Helen

Emanate Health
Queen of the Valley Hospital

Photographic Wound Documentation

Lyons, Kathleen A

Facility: Queen of the Valley Hospital **Location:** Q 1 Intensive Care Unit
61 F 07/13/1961 **Med Rec Num:** MR01483046

Room-Bed: QI007-A
Visit: QH0054940416

Patient Notes - Continued

Patient Name: Lyons, Kathleen A
Date of Birth: 07/13/1961
Account Number: QH0054940416
Medical Record Number: MR01483046

Attending Physician: Anne N Onyekwulufe, MD

Date: 10/27/22 01:46
Location/Room: Q 1 Intensive Care Unit / QI007

Wound #1

Lyons, Kathleen A

Facility: Queen of the Valley Hospital
61 F 07/13/1961

Location: Q 1 Intensive Care Unit
Med Rec Num: MR01483046

Room-Bed: QI007-A
Visit: QH0054940416

Patient Notes - Continued



Lyons, Kathleen A

Facility: Queen of the Valley Hospital **Location:** Q 1 Intensive Care Unit
61 F 07/13/1961 **Med Rec Num:** MR01483046

Room-Bed: QI007-A
Visit: QH0054940416

Patient Notes - Continued

[]

Location: BILATERAL HEELS

Wound#2



Lyons, Kathleen A

Facility: Queen of the Valley Hospital
61 F 07/13/1961

Location: Q 1 Intensive Care Unit
Med Rec Num: MR01483046

Room-Bed: QI007-A
Visit: QH0054940416

Patient Notes - Continued



Lyons, Kathleen A

Facility: Queen of the Valley Hospital **Location:** Q 1 Intensive Care Unit
61 F 07/13/1961 **Med Rec Num:** MR01483046

Room-Bed: QI007-A
Visit: QH0054940416

Patient Notes - Continued

[]

Location: COCCYX/BUTTOCKS

Wound #3

Empty text area for patient notes.

Lyons, Kathleen A

Facility: Queen of the Valley Hospital
61 F 07/13/1961

Location: Q 1 Intensive Care Unit
Med Rec Num: MR01483046

Room-Bed: QI007-A
Visit: QH0054940416

Patient Notes - Continued



Lyons, Kathleen A

Facility: Queen of the Valley Hospital **Location:** Q 1 Intensive Care Unit
61 F 07/13/1961 **Med Rec Num:** MR01483046

Room-Bed: QI007-A
Visit: QH0054940416

Patient Notes - Continued

[]

Location: COCCYX / BUTTOCKS

Wound#4

Empty text area for patient notes.

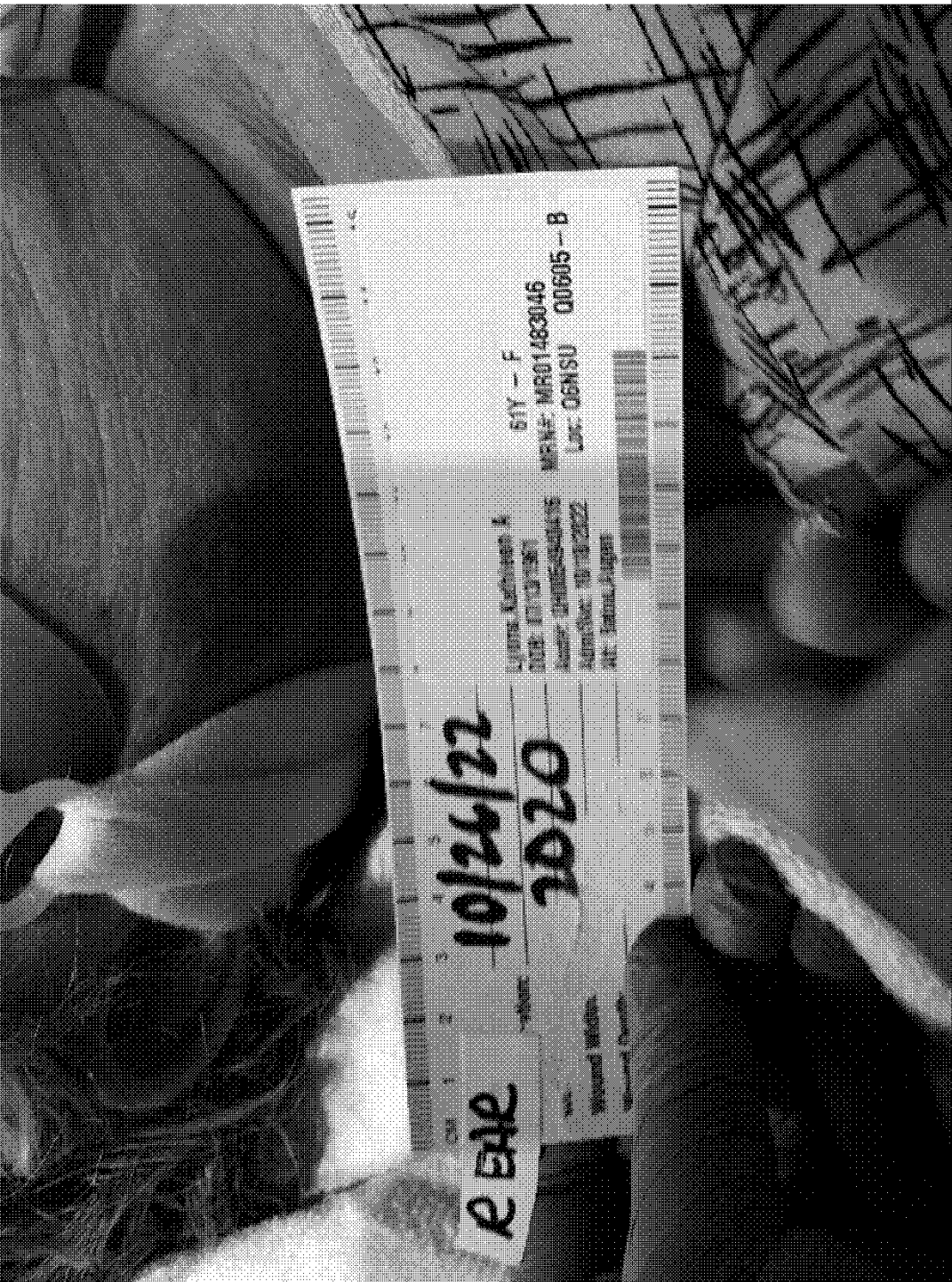
Lyons, Kathleen A

Facility: Queen of the Valley Hospital
61 F 07/13/1961

Location: Q 1 Intensive Care Unit
Med Rec Num: MR01483046

Room-Bed: QI007-A
Visit: QH0054940416

Patient Notes - Continued



Lyons, Kathleen A

Facility: Queen of the Valley Hospital **Location:** Q 1 Intensive Care Unit
61 F 07/13/1961 **Med Rec Num:** MR01483046

Room-Bed: QI007-A
Visit: QH0054940416

Patient Notes - Continued

Location: R ear

Wound #5

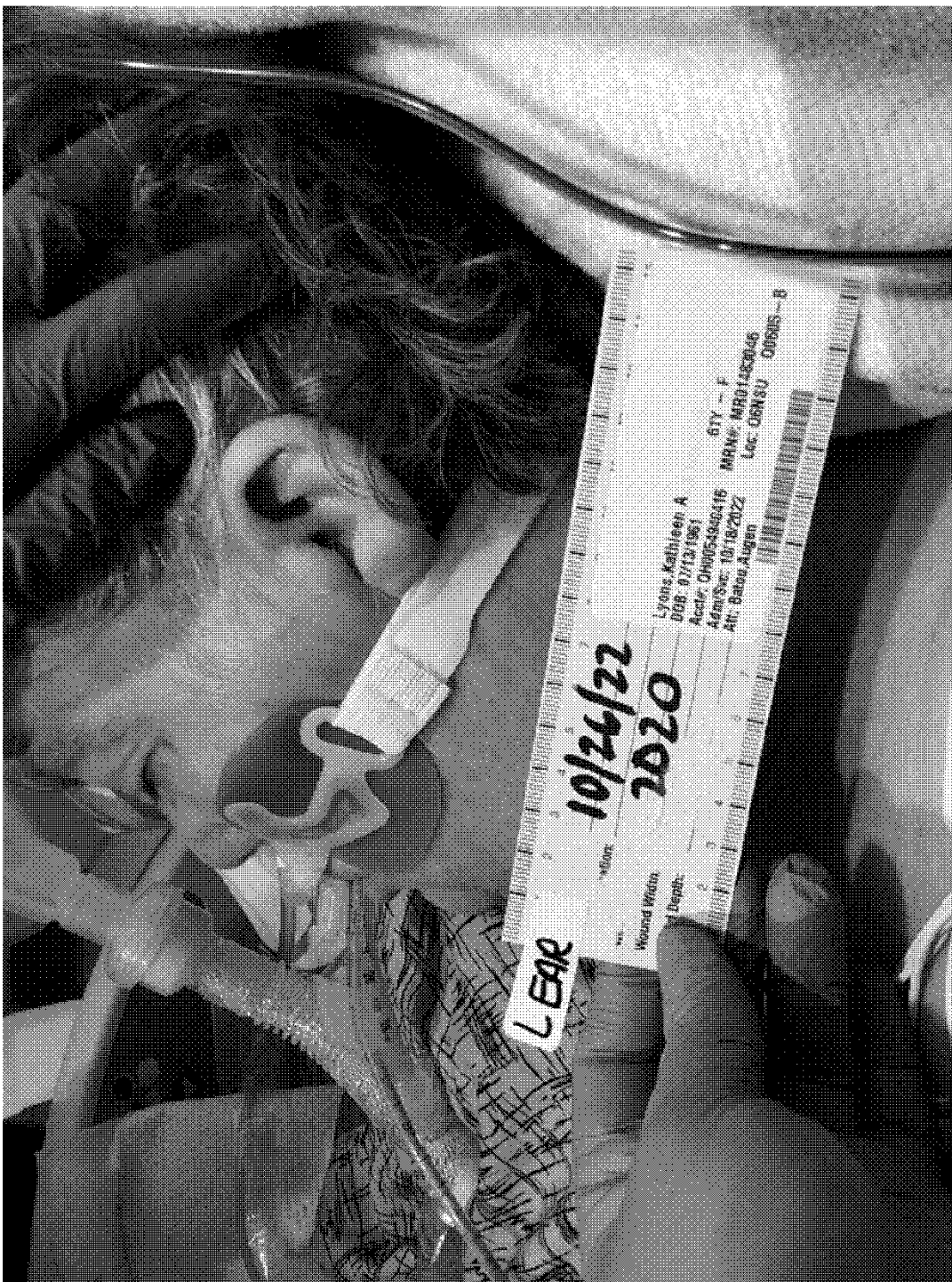
--

Lyons Kathleen A

Facility: Queen of the Valley Hospital **Location:** Q 1 Intensive Care Unit
61 F 07/13/1961 **Med Rec Num:** MR01483046

Room-Bed: Q1007-A
Visit: QH0054940416

Patient Notes - Continued



Iyons, Kathleen A

Facility: Queen of the Valley Hospital **Location:** Q 1 Intensive Care Unit
61 F 07/13/1961 **Med Rec Num:** MR01483046

Room-Bed: QI007-A
Visit: QH0054940416

Patient Notes - Continued

Location: L ear

Initialized on 10/27/22 01:46 - END OF NOTE

10/26/22 21:25 (created 10/26/22 21:31) Respiratory Note by Chen,Shipping Z.
PER ABG RESULTS DECREASED VENTILATOR FIO2 FROM 100% TO 50% AT THIS TIME.RN NOTED.WILL CONTINUE TO MONITOR.

Initialized on 10/26/22 21:31 - END OF NOTE

10/27/22 00:11 Nurse Note by Dominguez,Xavier Ramiro
ADMINISTERED LABETALOL 10 MG IV FOR SBP >140 UNABLE TO SCAN DUE TO DR YE LOGGED ON TO PC WITH DOCUMENT WHEN MD LOGS OFF PC.

Initialized on 10/27/22 00:11 - END OF NOTE

10/27/22 06:20 Respiratory Note by Salagan,George
Pt was transported to CTScan at 0555 and placed back on vent on same settings after 30mins stdby at CTScan and no complicated noted.

Initialized on 10/27/22 06:20 - END OF NOTE

10/27/22 06:58 Nurse Note by Dominguez,Xavier Ramiro
DR YE BEDSIDE ASSESSED PT WITH NO NEW ORDERS GIVEN AT THIS TIME .

Initialized on 10/27/22 06:58 - END OF NOTE

Lyons, Kathleen A

Facility: Queen of the Valley Hospital **Location:** Q 1 Intensive Care Unit
 61 F 07/13/1961 **Med Rec Num:** MR01483046

Room-Bed: QI007-A
Visit: QH0054940416

Patient Notes - Continued

10/27/22 15:50 Social Services Note by Travnitz, Christina Marie
 LCSW COMPLETED ICU PSYCHOSOCIAL ASSESSMENT. LCSW CONDUCTED CHART REVIEW PRIOR TO MEETING WITH PT. PT IS A 61YEAR OLD FEMALE ADMITTED FOR HYDROCEPHALUS.

LCSW CALLED PT'S SISTER MARY LYONS 626-629-0197 TO COMPLETE PSYCHOSOCIAL ASSESSMENT. SISTER WAS ABLE TO VERIFY RELATION TO PT USING 2 PATIENT IDENTIFIERS. PER SISTER, PRIOR TO HOSPITALIZATION PT WAS FULLY INDEPENDENT AND WORKING FULL TIME AS AN ACTIVITIES DIRECTOR AT A SENIOR LIVING CENTER. PT SUPPORTED HERSELF FINANCIALLY WITH INCOME RECEIVED FROM WORK. PT TRANSPORTED HERSELF INDEPENDENTLY IN HER OWN VEHICLE. PRIOR TO WORKING AS AN ACTIVITIES DIRECTOR SHE WORKED AS A TEACHER FOR 30 YEARS. PT HAS HEALTH INSURANCE COVERAGE FROM BLUE CROSS PRUDENT BUYER. PT HAS NO CHILDREN AND IS NOT MARRIED. PT OWNS HER HOME AND RESIDES WITH HER SISTER IN IT. PT ALSO HAS 1 BROTHER. SISTER REPORTS SHE WORKS FULL TIME HOWEVER COULD ASSIST WITH PT CARE WHEN NOT AT WORK, SHOULD PT DISCHARGE HOME. SISTER REPORTS PT HAS NO HISTORY OF MENTAL HEALTH OR SUBSTANCE USE CONCERNS. SISTER STATES SHE IS PT'S MEDICAL DECISIONMAKER AND ALSO HAS POA FOR PT. SISTER REQUESTED ADDITIONAL PRAYERS FROM ROMAN CATHOLIC PRIEST. SPIRITUAL SERVICES MADE AWARE OF THE REQUEST. LCSW PROVIDED SISTER WITH CONTACT INFORMATION SHOULD ANY ADDITIONAL NEEDS ARISE AT A LATER TIME.

SOCIAL SERVICES TO REMAIN AVAILABLE AS NEEDED.

Initialized on 10/27/22 15:50 - END OF NOTE

10/27/22 17:22 Respiratory Note by Castro, Maria
 PT SAT 100%, FIO2 TITRATED DOWN FROM 40% TO 30%, WILL CONTINUE TO MONITOR, RN NOTIFIED.

Initialized on 10/27/22 17:22 - END OF NOTE

10/27/22 23:28 Nurse Note by Benson, Jessica A
 Informed Dr. Amani regarding latest BMP results, new orders received and entered.

Initialized on 10/27/22 23:28 - END OF NOTE

10/28/22 06:32 Nurse Note by Benson, Jessica A

Lyons, Kathleen A

Facility: Queen of the Valley Hospital **Location:** Q 1 Intensive Care Unit
61 F 07/13/1961 **Med Rec Num:** MR01483046

Room-Bed: QI007-A
Visit: QH0054940416

Patient Notes - Continued

AM lab results reported to Dr. Amani.

Initialized on 10/28/22 06:32 - END OF NOTE

10/28/22 10:17 Nurse Note by Hong,Grace
Dr Amani at bedside, plan of care discussed. will change BS checks to q2H and BMP to Q8

Initialized on 10/28/22 10:17 - END OF NOTE

10/28/22 14:13 (created 10/28/22 16:37) Dietitian Nutrition Note by Ronquillo,Michelle Amalia
Nutrition re-assessment & consult for tube feeding completed today. Please refer to attached link for complete details.
Recommendations noted below as well.

Recommendations:

- 1. Initiate TF via OGT: Glucerna 1.2 @ 20 ml/hr, increase 10 mls Q6H as tolerated until 45 ml/hr goal rate is reached**
- 2. Prosource 1 packet daily**

Provides:

- TF: Glucerna 1.2 @ 45 ml/hr: 1296 kcal, 65 g protein, and 869 mls free water
- Prosource (1): 60 kcal, 15 g protein, and ~60 mls free water
- TOTAL: 1356 kcal (100%, 13.0 kcal/kg ABW) & 80 g protein (1.5 g protein/kg IBW)

Clinical Nutrition team will continue to follow-up with patient as per protocol.

Initialized on 10/28/22 16:37 - END OF NOTE

10/28/22 20:24 Nurse Note by Lopez,Monica
2020 : PER DR. GIBANI OKAY TO DISCONTINUE MEDICATION NIMOTOP. READ BACK OKAY. WILL CARRY OUT NEW ORDER.

Lyons, Kathleen A

Facility: Queen of the Valley Hospital **Location:** Q 1 Intensive Care Unit
61 F 07/13/1961 **Med Rec Num:** MR01483046

Room-Bed: QI007-A
Visit: QH0054940416

Patient Notes - Continued

Initialized on 10/28/22 20:24 - END OF NOTE

10/29/22 08:00 (created 10/29/22 09:31) Respiratory Note by Tan, Jennifer
CHANGED TO CPAP TRIAL 10/5, TOLERATING NOW, RN AWARE, WILL CONTINUE TO MONITOR.

Initialized on 10/29/22 09:31 - END OF NOTE

10/30/22 16:11 Social Services Note by Rogers, Jessica L
SW RECEIVED ORDER TO SEE PT REGARDING: SISTERS INFO IS ON THE PATIENTS SUMMARY. PATIENTS SISTER IS POA AND REQUESTING HELP ON DISABILITY FORMS FOR PT. PT WORKED UP UNTIL THE DAY BEFORE HOSPITAL.

SW REVIEWED CHART. PT IS A 61 YEAR OLD FEMALE ADMITTED FOR HYDROCEPHALUS. PT HAS HX OF DM, HTN, HYPOTHYROID.
PT REMAINS INTUBATED ON VENT, OFF SEDATION. EVD PLACED, NO CHANGE IN NEURO STATUS.

SW CONSULTED WITH RN. RN INFORMED SW THAT PT'S SISTER ALREADY VISITED TODAY, BUT NO LONGER AT BEDSIDE. SW PLACED ALL TO SISTER MARY ELLEN 626.629.0197. SW INTRODUCED SELF AND NATURE OF CALL. SISTER CONFIRMED THAT SHE NEEDS ASSISTANCE WITH APPLYING FOR DISABILITY. SW DISCUSSED DISABILITY FORM AND HOW TO COMPLETE. SW INFORMED SISTER THAT SHE WOULD LEAVE PHYSICIANS PORTION ON CHART WITH NOTE TO COMPLETE. SW INFORMED SISTER THAT ALSO ON CHART WILL BE THE REMAINDER OF APPLICATION THAT SISTER CAN PICK UP TO COMPLETE. SW INFORMED SISTER THAT ONCE BOTH ARE COMPLETE, TO MAIL IN PROVIDED ENVELOPE.

SISTER HAS POA, AND HAS DOCUMENTATION IN THE EVENT THAT DISABILITY NEEDS DOCUMENTATION. SISTER APPRECIATIVE OF INFORMATION.

SW INFORMED RN OF APPLICATION LEFT ON THE CHART. SW INQUIRED AS TO WHO WAS ATTENDING ON FOR NEXT WEEK, RN UNSURE. SW TO ENDORSE TO MONDAY SW TO F/U RE: PHYSICIAN COMPLETING DISABILITY FORM.

SS WILL REMAIN AVAILABLE AS NEEDED.

Initialized on 10/30/22 16:11 - END OF NOTE

Lyons, Kathleen A

Facility: Queen of the Valley Hospital **Location:** Q 1 Intensive Care Unit
61 F 07/13/1961 **Med Rec Num:** MR01483046

Room-Bed: QI007-A
Visit: QH0054940416

Patient Notes - Continued

10/30/22 19:30 (created 10/31/22 04:01) Respiratory Note by Umali, Gerald
PT RECEIVED ON VENT WITH SETTINGS AC16, VT500, FIO2 30%, PEEP5. VENT CHECKED, ALARMS ON AND AUDIBLE.

Initialized on 10/31/22 04:01 - END OF NOTE

10/30/22 20:00 (created 10/31/22 04:35) Wound Care Note by Dominguez,Xavier Ramiro

Emanate Health
Queen of the Valley Hospital

Photographic Wound Documentation

Patient Name: Lyons, Kathleen A

Date of Birth: 07/13/1961

Account Number: QH0054940416

Medical Record Number: MR01483046

Attending Physician: Augen Batou, DO

Date: 10/31/22 04:35

Location/Room: Q 1 Intensive Care Unit / QI007

Wound #1

[

Lyons, Kathleen A

Facility: Queen of the Valley Hospital **Location:** Q 1 Intensive Care Unit
61 F 07/13/1961 **Med Rec Num:** MR01483046

Room-Bed: QI007-A
Visit: QH0054940416

Patient Notes - Continued



Lyons, Kathleen A

Facility: Queen of the Valley Hospital **Location:** Q 1 Intensive Care Unit
61 F 07/13/1961 **Med Rec Num:** MR01483046

Room-Bed: QI007-A
Visit: QH0054940416

Patient Notes - Continued

1
Location: left ear

Wound#2

[



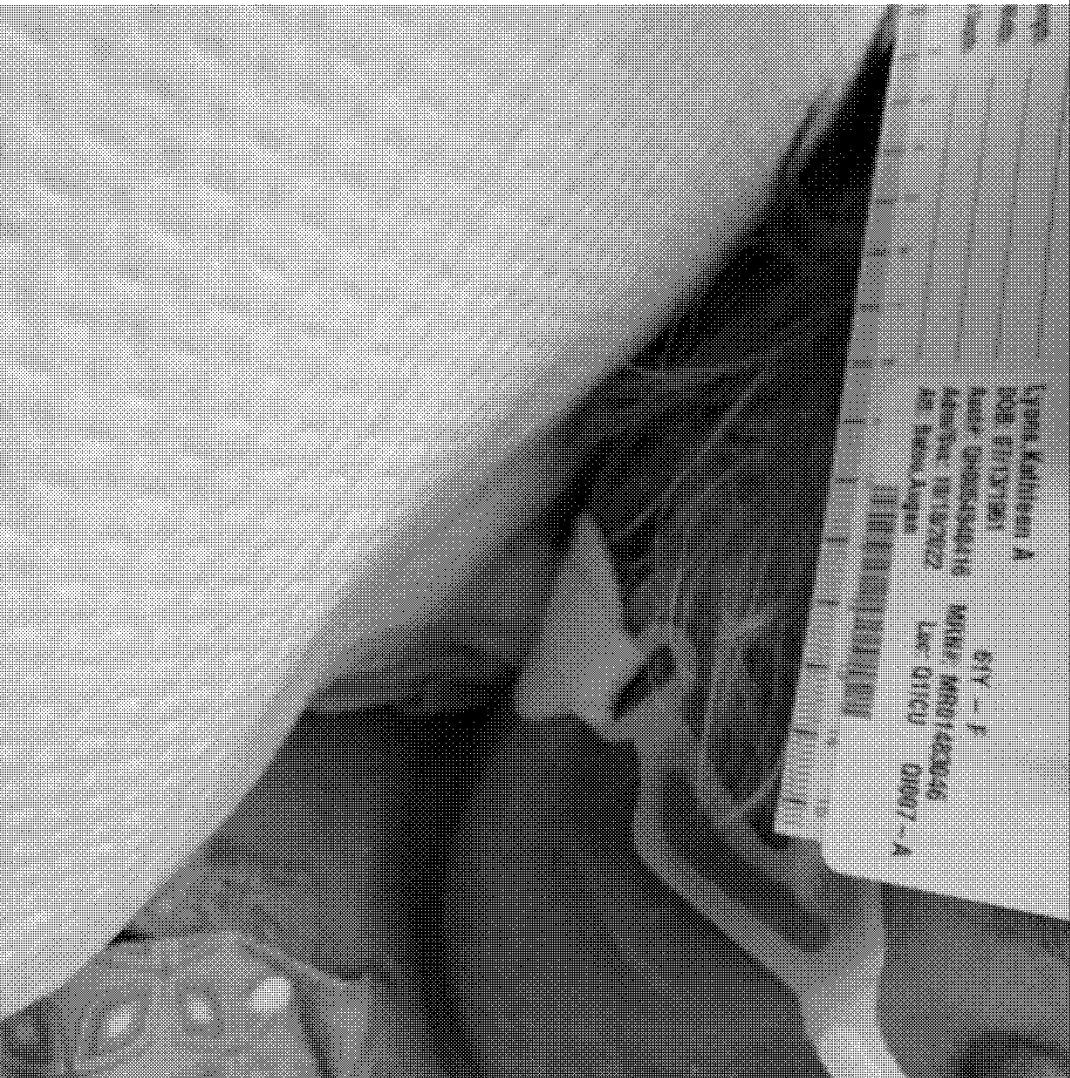
Lyons, Kathleen A

Facility: Queen of the Valley Hospital
61 F 07/13/1961

Location: Q 1 Intensive Care Unit
Med Rec Num: MR01483046

Room-Bed: QI007-A
Visit: QH0054940416

Patient Notes - Continued



Lyons, Kathleen A

Facility: Queen of the Valley Hospital **Location:** Q 1 Intensive Care Unit
61 F 07/13/1961 **Med Rec Num:** MR01483046


Room-Bed: QI007-A
Visit: QH0054940416

Patient Notes - Continued

1
Location: right ear

Wound#3

[



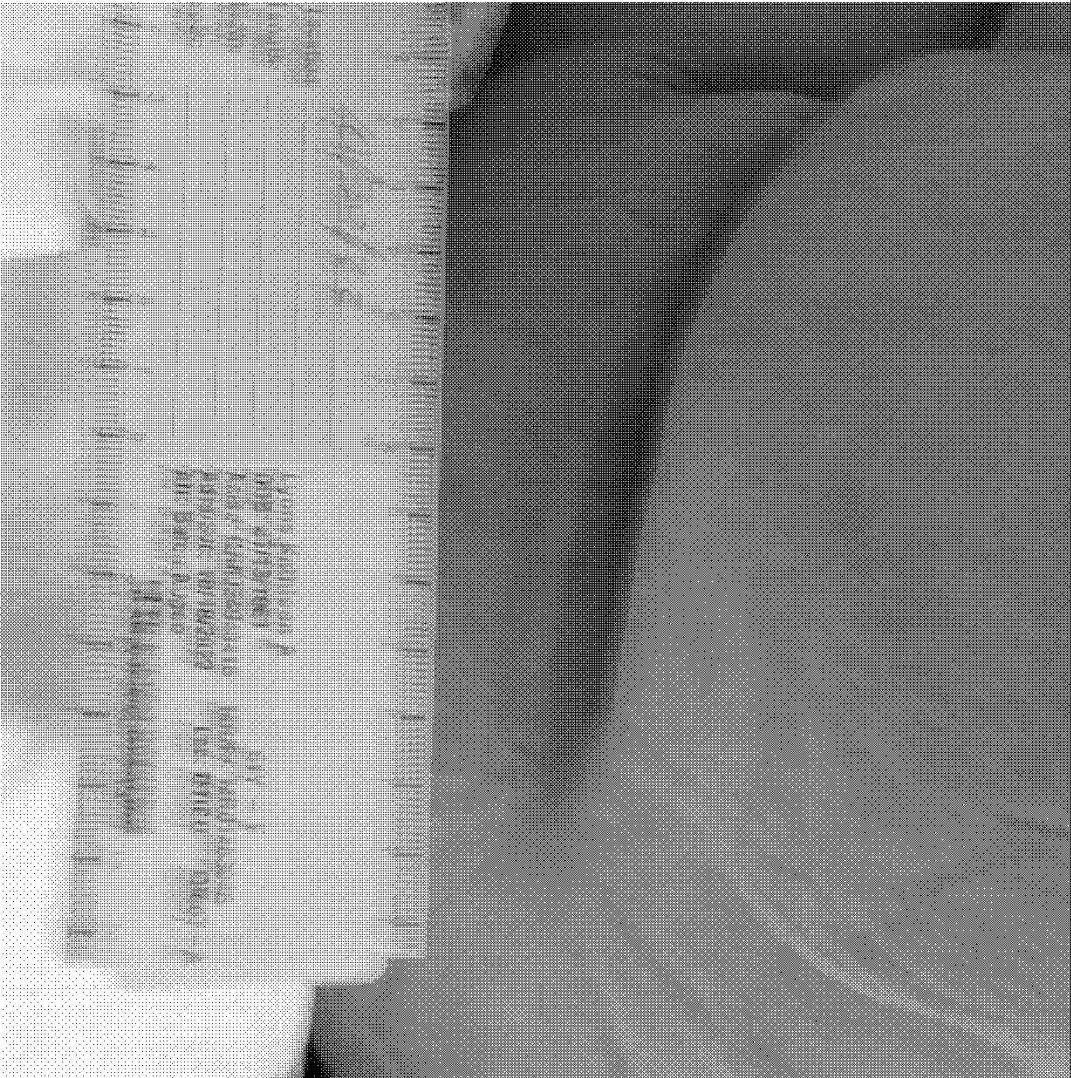
Lyons Kathleen A

Facility: Queen of the Valley Hospital
61 F 07/13/1961

Location: Q 1 Intensive Care Unit
Med Rec Num: MR01483046

Room-Bed: QI007-A
Visit: QH0054940416

Patient Notes - Continued



Lyons, Kathleen A

Facility: Queen of the Valley Hospital **Location:** Q 1 Intensive Care Unit
61 F 07/13/1961 **Med Rec Num:** MR01483046


Room-Bed: QI007-A
Visit: QH0054940416

Patient Notes - Continued

1
Location: buttocks

Wound #4

[



Lyons, Kathleen A

Facility: Queen of the Valley Hospital
61 F 07/13/1961

Location: Q 1 Intensive Care Unit
Med Rec Num: MR01483046

Room-Bed: QI007-A
Visit: QH0054940416

Patient Notes - Continued



Lyons, Kathleen A

Facility: Queen of the Valley Hospital **Location:** Q 1 Intensive Care Unit
61 F 07/13/1961 **Med Rec Num:** MR01483046

Room-Bed: QI007-A
Visit: QH0054940416

Patient Notes - Continued

1
Location: heels

Initialized on 10/31/22 04:35 - END OF NOTE

10/31/22 09:17 Infection Control Note by Pedroza, Nicole Mancuso
FOLEY CATHETER HAS BEEN IN PLACE > 2DAYS. PATIENT MEETS DEVICE SPECIFIC DURATION CRITERIA FOR A CAUTI. PLEASE CONSIDER ALTERNATIVES TO CATHETERIZATION AS APPROPRIATE TO PATIENTS CONDITION (EXTERNAL URINARY COLLECTION DEVICES, BLADDER SCANNING/ STRAIGHT CATH, TOILETING ASSISTANCE, BED PAN, AND BED SIDE COMMUNE). ENSURE PROMPT PERI CARE AND FOLEY CARE IS PERFORMED DAILY AND PROMPTLY AFTER EACH BM/INCONTINENT EPISODE. THANK YOU FOR YOUR INFECTION PREVENTION EFFORTS.

Initialized on 10/31/22 09:17 - END OF NOTE

10/31/22 12:34 Respiratory Note by Earwood, Tammy
PER DR. KASSAR, VENT SETTING CHANGE, VT FROM 500 DOWN TO 400, CHANGE MADE PT TOLERATING WELL, WILL CONTINUE TO MONITOR, RN AWARE

Initialized on 10/31/22 12:34 - END OF NOTE

11/01/22 09:09 Nurse Note by Donske, Ruth
DR LAU ROUNDING. UPDATED. ORDERS ALREADY PLACED BY MD.

Initialized on 11/01/22 09:09 - END OF NOTE

Lyons, Kathleen A

Facility: Queen of the Valley Hospital **Location:** Q 1 Intensive Care Unit
61 F 07/13/1961 **Med Rec Num:** MR01483046

Room-Bed: QI007-A
Visit: QH0054940416

Patient Notes - Continued

11/01/22 13:03 Nurse Note by Donske,Ruth
DR CUTLER ROUNDING. ORDERS GIVEN.

Initialized on 11/01/22 13:03 - END OF NOTE

11/01/22 14:46 Palliative Care Note by Westra,Jeffrey
Palliative Care consult received: MD and team notified: SBAR as follows:

S: 61 YO female admitted 10/18/22 with c/o sudden memory loss. Dx: Obstructive hydrocephalus secondary to colloid cyst on third ventricle. Neurosurgery completed on 10/26. Patient intubated for surgery, remains intubated.
B: Hx: DM, HTN, hypothyroidism.
A: No POLST/No Advance Directive
R: Goals of Care

Contacts: Mary Ellen Lyons (sister) 626.629.0197/home 626.963.2862
Guy Lyons (brother) 661.805.9103
Grace Lyons (sister) No contact info provided

Palliative Care team to follow. X22530

Initialized on 11/01/22 14:46 - END OF NOTE

11/01/22 15:13 Palliative Care Note by Westra,Jeffrey
Palliative Care initial contact. X22530

Patient is intubated on vent support. No sedation or drips being provided. Patient does not wake up or follow commands. Chart reviewed, plan of care discussed with RN Ruth. Called patient's sister Mary Ellen. She will be present tomorrow at 1100. PC RN will meet with her there. Informed Dr Lau regarding order for PC by Dr Cutler.
PC team to follow.

Lyons, Kathleen A**Facility:** Queen of the Valley Hospital **Location:** Q 1 Intensive Care Unit
61 F 07/13/1961 **Med Rec Num:** MR01483046**Room-Bed:** QI007-A**Visit:** QH0054940416

Patient Notes - Continued

Initialized on 11/01/22 15:13 - END OF NOTE

11/02/22 12:56 Palliative Care Note by Westra,Jeffrey
Palliative Care Initial encounter completed. X22530

Patient does not wake up, does not open eyes, and does not follow commands. Remains on the ventilator, tachypneic. No pressors or drips or sedation. Patient's sister Mary came to visit with patient and meet with this PC RN. PC RN met with patient's sister in the waiting room per Mary's request. Patient's brother and sister-in-law joined in on the phone.

Plan of care discussed. Mary reports that she was told that the patient would be home Saturday after the surgery. They find it difficult that she is in this state right now. Discussed with them to be prepared for decisions that will likely need to be made if patient remains obtunded. Education provided regarding trache/PEG and placement. Provided educational resources as well. Code status discussed. Family would like patient to remain to full code/full treatment. They would like to speak with the neurosurgeon regarding patient's condition and expectations of recovery. RN Veronica has communicated with Dr Ye regarding this.

Patient's sister also inquired about disability paperwork that she is completing for the patient on her behalf. Dr Lau aware. VM left for SW.

Palliative Care to follow.

Initialized on 11/02/22 12:56 - END OF NOTE

11/02/22 16:18 Spiritual Care Note by Couch,Andrew

Spiritual Care: Assessment completed; reviewed chart. Patient is unable to communicate at this time; spoke by telephone to patient's sister, Mary Ellen, who this chaplain had met on a previous visit. Patient's sister was receptive and openly discussed patient's current medical condition along with family and spiritual dynamics. The patient identifies with the Catholic faith tradition. The patient's family is having a difficult time dealing with the patient's present condition and is relying on faith and family to cope. No other significant emotional and spiritual concerns were noted in conversation. Patient's sister expressed her appreciation for the support received thus far from Spiritual Care, which has included successive visits by Fr. Daniel. This chaplain provided active listening, pastoral conversation and the reassurance of continued emotional, spiritual, and prayerful support as needed.

Initialized on 11/02/22 16:18 - END OF NOTE

Lyons, Kathleen A

Facility: Queen of the Valley Hospital **Location:** Q 1 Intensive Care Unit
61 F 07/13/1961 **Med Rec Num:** MR01483046

Room-Bed: QI007-A
Visit: QH0054940416

Patient Notes - Continued

11/03/22 10:00 (created 11/03/22 15:25) Social Services Note by Travnitz, Christina Marie
LCSW RECEIVED REQUEST FROM PALLIATIVE CARE TO ASSIST WITH COMPLETING DISABILITY PAPERWORK. LCSW ARRIVED TO ICU AND REVIEWED CHART/PAPERWORK. LCSW COMPLETED GENERAL PATIENT IDENTIFYING INFORMATION PORTION AND FACILITY LOCATION, HOWEVER UNABLE TO COMPLETE PHYSICIAN CLINICAL PORTION. LCSW INFORMED PALLIATIVE CARE REGARDING PHYSICIAN NEEDING TO COMPLETE REST OF THE DOCUMENTATION.

Initialized on 11/03/22 15:25 - END OF NOTE

11/03/22 10:07 Nurse Note by Ordanza,Cristina Arenas
DR. KASSAR ROUNDED AND NO NEW ORDERS MADE.

Initialized on 11/03/22 10:07 - END OF NOTE

11/03/22 11:38 Palliative Care Note by Westra,Jeffrey
Palliative Care follow up documentation. X22530

Patient remains non-responsive. Called patient's sister, Mary Ellen. She reports speaking with her family and they are inclined to trache/PEG but wish to speak with the neurosurgeon first. Plan of care discussed with Dr Lau and RN Cristina. Patient's disability paperwork on the chart to be completed by Dr Lau if she is agreeable. Dr Lau is aware.

Palliative Care team to follow.

Initialized on 11/03/22 11:38 - END OF NOTE

11/04/22 08:45 (created 11/04/22 11:17) Nurse Note by Ordanza,Cristina Arenas
DR. LAU ROUNDED AND UODATES WERE GIVEN. TOLD HER REGARDING THE RESULT OF THE URINE CS. SHE SAID SHE WILL START AN ANTIBIOTIC FOR UTI. WILL CONTINUE TO MONITOR.

Initialized on 11/04/22 11:17 - END OF NOTE

Lyons, Kathleen A

Facility: Queen of the Valley Hospital **Location:** Q 1 Intensive Care Unit
61 F 07/13/1961 **Med Rec Num:** MR01483046

Room-Bed: QI007-A
Visit: QH0054940416

Patient Notes - Continued

11/04/22 11:18 Nurse Note by Ordanza, Cristina Arenas
DISABILITY PAPER WAS GIVEN TO MARY, SISTER.

Initialized on 11/04/22 11:18 - END OF NOTE

11/05/22 05:18 Wound Care Note by Chow, Kristin

Emanate Health
Queen of the Valley Hospital

Photographic Wound Documentation

Patient Name: Lyons, Kathleen A

Date of Birth: 07/13/1961

Account Number: QH0054940416

Medical Record Number: MR01483046

Attending Physician: Augen Batou, DO

Date: 11/05/22 05:18

Location/Room: Q 1 Intensive Care Unit / QI007

Wound #1

Lyons, Kathleen A

Facility: Queen of the Valley Hospital
61 F 07/13/1961

Location: Q 1 Intensive Care Unit
Med Rec Num: MR01483046

Room-Bed: QI007-A
Visit: QH0054940416

Patient Notes - Continued



[]

Location: bilateral ear

Wound# 2

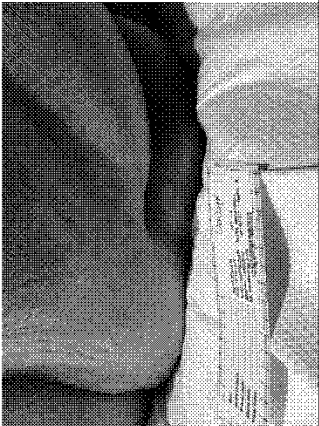
Lyons, Kathleen A

Facility: Queen of the Valley Hospital
61 F 07/13/1961

Location: Q 1 Intensive Care Unit
Med Rec Num: MR01483046

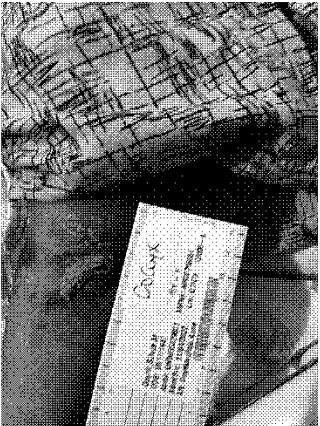
Room-Bed: QI007-A
Visit: QH0054940416

Patient Notes - Continued



[]
Location: buttock/ sacrum

Wound#3



[]
Location: R elbow

Initialized on 11/05/22 05:18 - END OF NOTE

Lyons, Kathleen A

Facility: Queen of the Valley Hospital **Location:** Q 1 Intensive Care Unit
61 F 07/13/1961 **Med Rec Num:** MR01483046

Room-Bed: QI007-A
Visit: QH0054940416

Patient Notes - Continued

11/06/22 10:30 (created 11/06/22 12:32) Nurse Note by Malaca, Jessalle
Dr Kamdar made rounds and seen the patient. MD notified of Na=133 and K=4.7. MD ordered to discontinue free water flushes and states she ordered kidney ultrasound to check if there's any kidney problem before making any other orders.

Initialized on 11/06/22 12:32 - END OF NOTE

11/06/22 22:47 Nurse Note by Chow, Kristin
Paged Dr. Rizvi for patient's hypotension. Dr. Rizvi called back 2238. He ordered 1L Normal saline IV bolus and Rocephin 1g daily. MD aware of Na 133.

Initialized on 11/06/22 22:47 - END OF NOTE

11/07/22 01:35 Wound Care Note by Chow, Kristin

Emanate Health
Queen of the Valley Hospital

Photographic Wound Documentation

Patient Name: Lyons, Kathleen A
Date of Birth: 07/13/1961
Account Number: QH0054940416
Medical Record Number: MR01483046

Attending Physician: Augen Batou, DO

Date: 11/07/22 01:35
Location/Room: Q 1 Intensive Care Unit / QI007

Wound #1

Lyons, Kathleen A

Facility: Queen of the Valley Hospital
61 F 07/13/1961

Location: Q 1 Intensive Care Unit
Med Rec Num: MR01483046


Room-Bed: QI007-A
Visit: QH0054940416

Patient Notes - Continued



[]
Location: buttocks/ sacrum

Wound#2



Lyons, Kathleen A

Facility: Queen of the Valley Hospital
61 F 07/13/1961

Location: Q 1 Intensive Care Unit
Med Rec Num: MR01483046

Room-Bed: Q1007-A
Visit: QH0054940416

Patient Notes - Continued



[]
Location: bilateral heel

Wound#3



Lyons, Kathleen A

Facility: Queen of the Valley Hospital **Location:** Q 1 Intensive Care Unit
61 F 07/13/1961 **Med Rec Num:** MR01483046

Room-Bed: QI007-A
Visit: QH0054940416

Patient Notes - Continued



[]

Location : bilateral ear

Initialized on 11/07/22 01:35 - END OF NOTE

11/07/22 09:45 Care Manager by Ramos,Alma L

Addendum entered by Juliette J Molina 11/07/22 13:29:

DC planner with Anthem BLC Kimberly Phone: 866-962-1323 ext 1664006128 .

Original Note:

CHART REVIEW

LOS DAY: 20

INSURANCE: BLUE CROSS PPO

S/P EVD ON 10/26/22.

Lyons, Kathleen A

Facility: Queen of the Valley Hospital **Location:** Q 1 Intensive Care Unit
61 F 07/13/1961 **Med Rec Num:** MR01483046

Room-Bed: QI007-A
Visit: QH0054940416

Patient Notes - Continued

PLAN WILL BE PEG AND TRAC.

WILL CONTINUE TO F/U

Initialized on 11/07/22 09:45 - END OF NOTE

11/07/22 10:15 (created 11/07/22 10:27) Nurse Note by Donske,Ruth
DR AHUJA ROUNDING. NO NEW ORDERS.

Initialized on 11/07/22 10:27 - END OF NOTE

11/07/22 10:40 (created 11/07/22 11:03) Nurse Note by Donske,Ruth
DR BATOU ROUNDING. NO NEW ORDERS AT THIS TIME.

Initialized on 11/07/22 11:03 - END OF NOTE

11/07/22 11:34 Nurse Note by Donske,Ruth
FAMILY BEDSIDE. UPDATE GIVEN. WILL CONTINUE TO MONITOR.

Initialized on 11/07/22 11:34 - END OF NOTE

11/07/22 13:12 Nurse Note by Donske,Ruth
DR YOUNG ROUNDED. STATED OKAY FOR TRACH/EG TO BE PLACED WHILE EVD IN USE. DR BATOU MADE AWARE, DR BATOU TO PLACE CONSULT ORDERS.

Initialized on 11/07/22 13:12 - END OF NOTE

Lyons, Kathleen A

Facility: Queen of the Valley Hospital **Location:** Q 1 Intensive Care Unit
61 F 07/13/1961 **Med Rec Num:** MR01483046

Room-Bed: QI007-A
Visit: QH0054940416

Patient Notes - Continued

11/07/22 14:08 Nurse Note by Donske,Ruth
BG 88. DR AMANI UPDATED. ORDER TO HOLD 1400 37UNIT NPH DOSE. TUBE FEEDING INFUSING AT 45ML/HR. WILL CONTINUE TO MONITOR.

Initialized on 11/07/22 14:08 - END OF NOTE

11/07/22 15:25 Nurse Note by Donske,Ruth
UPDATES GIVEN TO DR SHARMA AND DR MAGLOUNG.

Initialized on 11/07/22 15:25 - END OF NOTE

11/07/22 19:20 (created 11/07/22 21:07) Respiratory Note by Umali,Gerald
PT RECEIVED ON VENT WITH SETTINGS AC16, VT400, FIO2 28%, PEEP5. VENT CHECKED, ALARMS ON AND AUDIBLE.

Initialized on 11/07/22 21:07 - END OF NOTE

11/07/22 21:45 (created 11/08/22 06:27) Nurse Note by San Juan,Cherry M
Received pt orally intubated ETT to vent AC 16 TV 400 FIO@ @ 28 Peep 5, responsive and open eyes on deep pain stimuli, not following command, pupils sluggish, BUE and BLE flaccid, EVD @ 10 cm H2O level, Keep HOB at 30 degrees at all times, draining pink fluid drain, OGT feeding tol well, foley intact, care assumed.

Initialized on 11/08/22 06:27 - END OF NOTE

11/08/22 14:46 Nurse Note by DEVERA,JUSTIN
MD YOUNG MADE ROUNDS AND WAS MADE AWARE OF PATIENT'S CURRENT CONDITION. MD WAS INFORM OF EVD OUT OF 38. MD STATED TO INCREASE EVD H2O PRESSURE HEIGHT TO 20 CM. MD STATED THAT DRAINAGE MAY BE ZERO AND JUST MONITOR FOR ANY CHANGES IN ICP. ORDER NOTED AND CARRIED OUT.

Lyons, Kathleen A

Facility: Queen of the Valley Hospital **Location:** Q 1 Intensive Care Unit
61 F 07/13/1961 **Med Rec Num:** MR01483046

Room-Bed: QI007-A
Visit: QH0054940416

Patient Notes - Continued

Initialized on 11/08/22 14:46 - END OF NOTE

11/08/22 20:43 Respiratory Note by Umali, Gerald
RECEIVED PT ON VENT WITH SETTINGS AC16, VT400, FIO2 28%, PEEP5. VENT CHECKED, ALARMS ON AND AUDIBLE.

Initialized on 11/08/22 20:43 - END OF NOTE

11/09/22 07:03 Nurse Note by San Juan,Cherry M
NPO for Trach today @ 10 am by Dr. Maglunog, NPH held glucose 169 mg/dl , synthroid 112 mcg ogt daily endorsed to give after trach due to NPO at this moment.

Initialized on 11/09/22 07:03 - END OF NOTE

11/09/22 13:20 Care Manager by Giannini,Mabel Tan
Assessment Day 22
Attending: Dr. Batou
Location: ICU
Insurance: BLC20
Oxygen : FIO2 28%
emergency contact: Mary Ellen (DPOA)-626-629-0197

CM spoke with PCN and palliative care nurse during morning rounds
10/26/22: Right frontal endoscopic transventricular resection colloid cyst/placement EVD/stereotactic navigation by Dr. Ye
Patient not on any drips
Patient S/P tracheostomy 11/9/22
G-tube pending tomorrow
CM spoke with palliative care nurse this afternoon and family would like to continue full code at this time.

CM spoke with social worker who said that Dr. Lau was going to complete disability paperwork for patient.
CM tiger texted Dr. Lau to follow up and Dr. Lau replied "I don't have her anymore. but yes I did fill out the pink form last week."
CM available as needed

Lyons, Kathleen A

Facility: Queen of the Valley Hospital **Location:** Q 1 Intensive Care Unit
61 F 07/13/1961 **Med Rec Num:** MR01483046

Room-Bed: QI007-A
Visit: QH0054940416

Patient Notes - Continued

Initialized on 11/09/22 13:20 - END OF NOTE

11/09/22 14:48 Respiratory Note by Salcedo,Elizabeth
Patient not in room for 11am Vent check. Patient in OR at this time for trachytomy procedure.

Initialized on 11/09/22 14:48 - END OF NOTE

11/10/22 01:01 Nurse Note by Apa,Mary Jurem

Addendum entered by Mary Jurem Apa 11/10/22 06:42:

Patient's temp is low, bair hugger started at low heat. Now temp 97.7 axillary.

Addendum entered by Mary Jurem Apa 11/10/22 06:19:
Blood sugar 175, held NPH for procedure today. Trach site dressing 25% soaked with blood, will monitor. EVD clamped, ICP from 10-14.

Original Note:

000 - Tube feeding turned off for G tube placement in AM.

Initialized on 11/10/22 01:01 - END OF NOTE

11/10/22 07:42 Nurse Note by Nguyen,Michael
CT ROOM UNABLE TO PERFORM IMAGING ON PATIENT AT THIS TIME.

Initialized on 11/10/22 07:42 - END OF NOTE

Lyons, Kathleen A

Facility: Queen of the Valley Hospital **Location:** Q 1 Intensive Care Unit
61 F 07/13/1961 **Med Rec Num:** MR01483046

Room-Bed: QI007-A
Visit: QH0054940416

Patient Notes - Continued

11/10/22 07:55 (created 11/10/22 10:38) Respiratory Note by Enriquez,Brenda I
Received patient on vent settings AC-16, VT-400, 28%, Peep-5, tolerating at this time , trach intact and secure. Will cont to monitor.

Initialized on 11/10/22 10:38 - END OF NOTE

11/10/22 10:57 Nurse Note by Nguyen,Michael
GI LAB STATES PEG PLACEMENT WILL TAKE PLACE SOMETIME AFTER LUNCH.

Initialized on 11/10/22 10:57 - END OF NOTE

11/10/22 14:04 (created 11/10/22 14:12) Nurse Note by Nguyen,Michael
PATIENT IS CURRENTLY HAVE PEG TUBE PLACED AT THE BEDSIDE WITH DR SHARMA.

Initialized on 11/10/22 14:12 - END OF NOTE

11/10/22 14:04 Nurse Note by Nguyen,Michael
DR YOUNG ROUNDED ON THE PATIENT AT THE BEDSIDE, UPDATED ON PATIENT CONDITION, GAVE MD ORDERS TO RESTART DRAINING
EVD, OPEN AT 10 CM OF WATER, AND SALT TABS 1 GM TID VIA NGT.

Initialized on 11/10/22 14:04 - END OF NOTE

11/10/22 15:01 (created 11/10/22 15:15) Nurse Note by Nguyen,Michael
EVD OPENED AT 10 CM OF WATER, ICP IS 11, GOOD WAVE FORM ON THE MONITOR.

Initialized on 11/10/22 15:15 - END OF NOTE

11/10/22 15:11 Nurse Note by Nguyen,Michael

Lyons, Kathleen A

Facility: Queen of the Valley Hospital **Location:** Q 1 Intensive Care Unit
61 F 07/13/1961 **Med Rec Num:** MR01483046

Room-Bed: QI007-A
Visit: QH0054940416

Patient Notes - Continued

PER DR SHARMA, OKAY TO USE PEG TUBE STARTING AT 1830.

Initialized on 11/10/22 15:11 - END OF NOTE

11/11/22 10:50 Care Manager by Ramos,Alma L
RCVD ORDER FOR LTAC EVAL.

FAX INQUIRY TO COLLEEN/KINDRED @ 855-858-4985 AND BLUE CROSS @ 888-391-3134 CONFIRMATION RCVD.

F/U CALL PLACE TO COLLEEN/KINDRED CONFIRM INQUIRY WAS RCVD WILL REVIEW AND CALL CMC BACK.

WILL CONTINUE TO F/U

Initialized on 11/11/22 10:50 - END OF NOTE

11/11/22 12:48 Care Manager by Giannini,Mabel Tan

Addendum entered by Mabel Tan Giannini 11/11/22 14:32:

CM spoke with PCN for updates.

EVD to remain open today per PCN. LTACH evaluation pending

CM spoke with Mary Ellen DPOA 626-629-0197 regarding LTACH evaluation. CM explained about LTACH and evaluation process. Choice List Provided.

Mary Ellen was agreeable for patient to go to Kindred when ready.

Patient pending neurosurgery clearance and wean off EVD drain at the moment

Original Note:

Assessment Day 24

Attending: Dr. Batou

Location: ICU

Insurance: BLC20

Lyons, Kathleen A**Facility:** Queen of the Valley Hospital **Location:** Q 1 Intensive Care Unit
61 F 07/13/1961 **Med Rec Num:** MR01483046**Room-Bed:** QI007-A
Visit: QH0054940416

Patient Notes - Continued

Oxygen: FIO2 28% (trach)**Emergency contact:** Mary Ellen (DPOA)-626-629-0197

CM spoke with PCN during morning rounds
 10/26/22: Right frontal endoscopic transventricular resection colloid cyst/ placement EVD/stereotactic navigation by Dr. Ye
 no gfts

EVD drain in place ICP 8-PCN reports pt does not follow commands (GCS 5 per chart review)

Tracheostomy (11/9/22) G-tube (11/10/22)

IV ABX: ceftriaxone

CM spoke with palliative care nurse for updates

Dispo plan : LTACH when weaned off EVD

CM available as needed

Initialized on 11/11/22 12:48 - END OF NOTE

11/11/22 21:56 Nurse Note by San Juan,Cherry M
 Received pt trach to vent AC 16 TV400 FIO2 28 % Peep 5, open eyes at times, not following command, pupils sluggish, BUE and BLE
 flaccid, EVD @ 10 cm H20 level, ICP 0 -3 this time, Keep HOB at 30 degrees at all times, draining pink fluid drain, gt feeding tolerated well,
 asp precaution maintain, monitor closely.

Initialized on 11/11/22 21:56 - END OF NOTE

11/12/22 10:15 Nurse Note by Ordanza,Cristina Arenas
 DR. BATOU ROUNDED. UPDATES WERE GIVEN. NO NEW ORDERS.

Initialized on 11/12/22 10:15 - END OF NOTE

11/12/22 11:43 Care Manager by Reyes,Brandon Joshua
 SW PCN AND EVD DRAIN STILL IN PLACE. PLAN IS TO ATTEMPT TO CLAMP LATER THIS WEEK.

Lyons, Kathleen A

Facility: Queen of the Valley Hospital **Location:** Q 1 Intensive Care Unit
61 F 07/13/1961 **Med Rec Num:** MR01483046

Room-Bed: QI007-A
Visit: QH0054940416

Patient Notes - Continued

Initialized on 11/12/22 11:43 - END OF NOTE

11/12/22 12:19 Respiratory Note by Salcedo, Elizabeth
@ 11:35, placed patient on CPAP trials PS10 PEEP +5 FIO2 28%. Patient tolerating well at this time. SpO2 100% HR 70. RN aware. Will continue to monitor.

Initialized on 11/12/22 12:19 - END OF NOTE

11/12/22 15:06 Care Manager by Merril, Desirae N
CMC PLACED CALL TO COLLEEN AT KINDRED

PER COLLEEN AT KINDRED THEY WOULD NEED TO OBTAIN AUTH PRIOR TO ADMISSION
CM INFORMED CMC THAT EVD IS STILL IN PLACE AND PT IS NOT STABLE FOR TRANSFER
CM AND CMC WILL REMAIN AVAILABLE

Initialized on 11/12/22 15:06 - END OF NOTE

11/12/22 16:13 Respiratory Note by Salcedo, Elizabeth
Patient tolerated about 4 hours of CPAP PS 10 PEEP+5 28%. Patient placed back on previous AC setting @ 1525. RN aware. Will continue to monitor.

Initialized on 11/12/22 16:13 - END OF NOTE

11/13/22 08:16 Care Manager by Merril, Desirae N
CMC S/W CHRISTINA RN AND EVD DRAIN STILL IN PLACE
CM AND CMC WILL REMAIN AVAILABLE

Lyons, Kathleen A

Facility: Queen of the Valley Hospital **Location:** Q 1 Intensive Care Unit
61 F 07/13/1961 **Med Rec Num:** MR01483046

Room-Bed: QI007-A
Visit: QH0054940416

Patient Notes - Continued

Initialized on 11/13/22 08:16 - END OF NOTE

11/13/22 11:20 (created 11/13/22 11:41) Respiratory Note by Tan, Jennifer
changed to CPAP trial 10/5, tolerating now, RN aware, will continue to monitor.

Initialized on 11/13/22 11:41 - END OF NOTE

11/14/22 00:39 Wound Care Note by Lamparero, Henry

Emanate Health
Queen of the Valley Hospital

Photographic Wound Documentation

Patient Name: Lyons, Kathleen A

Date of Birth: 07/13/1961

Account Number: QH0054940416

Medical Record Number: MR01483046

Attending Physician: Augen Batou, DO

Date: 11/14/22 00:39

Location/Room: Q 1 Intensive Care Unit / QI007

Wound #1

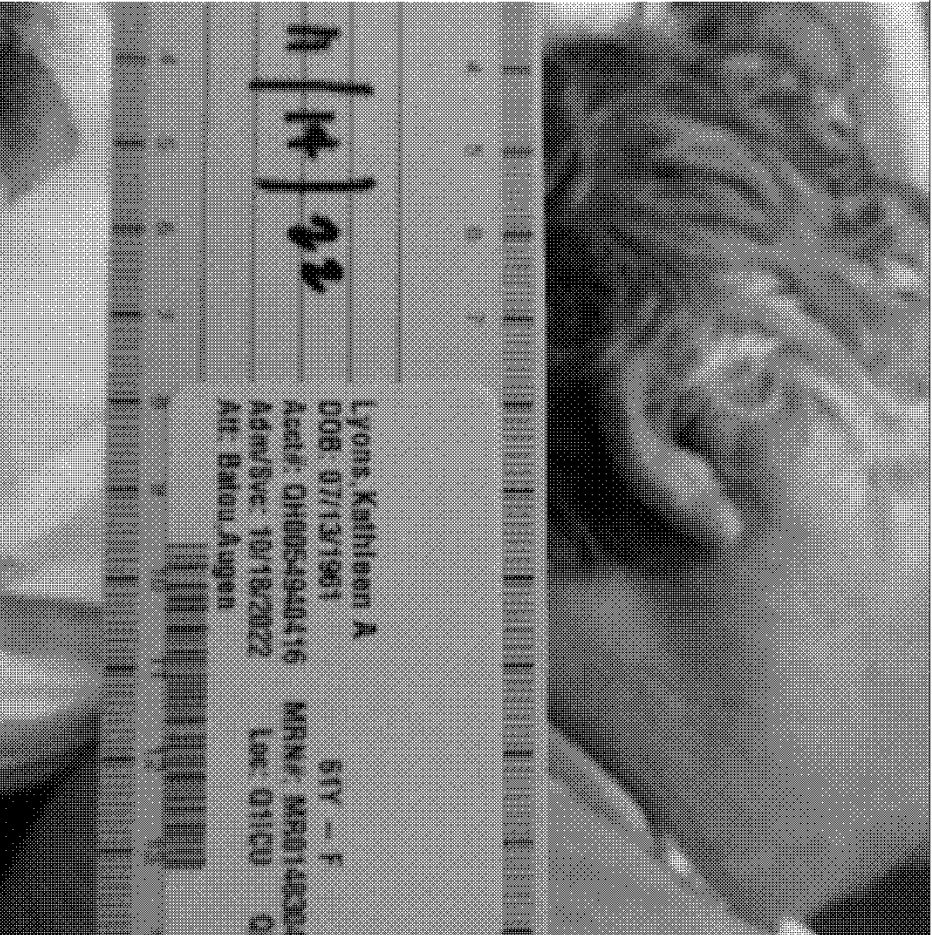
Lyons, Kathleen A

Facility: Queen of the Valley Hospital
61 F 07/13/1961

Location: Q 1 Intensive Care Unit
Med Rec Num: MR01483046

Room-Bed: QI007-A
Visit: QH0054940416

Patient Notes - Continued



[]
Location: RIGHT EAR

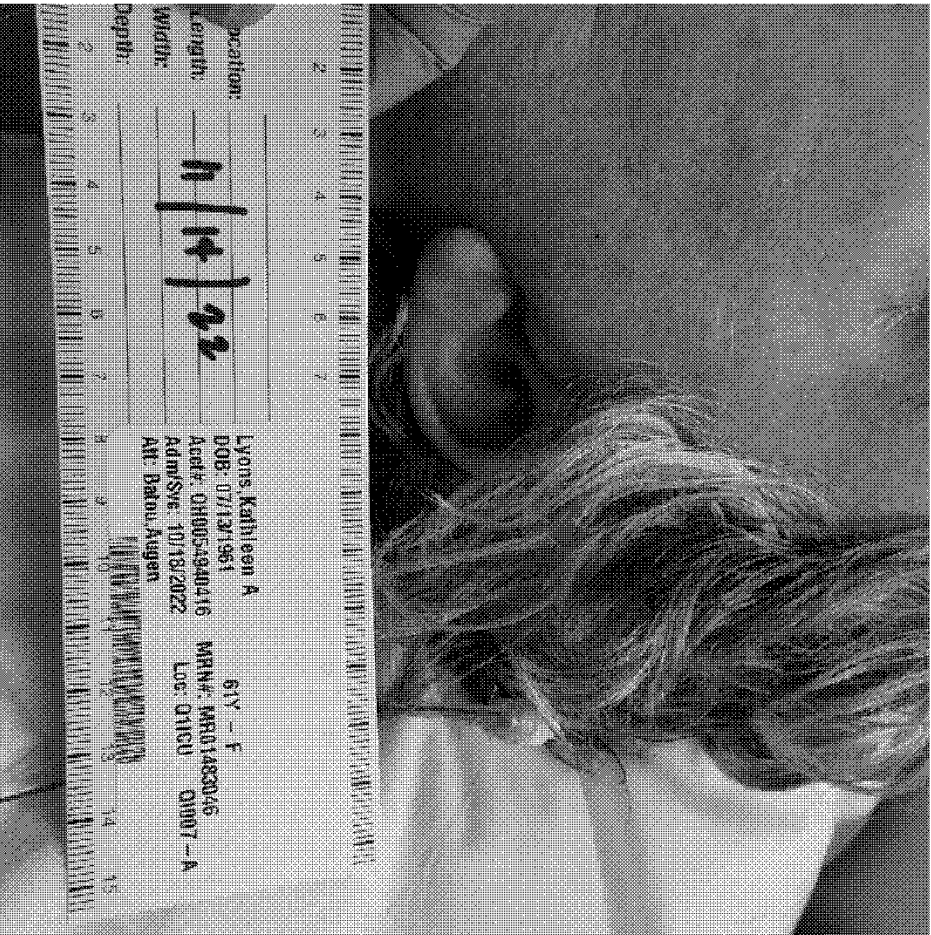
Lyons, Kathleen A

Facility: Queen of the Valley Hospital **Location:** Q 1 Intensive Care Unit
61 F 07/13/1961 **Med Rec Num:** MR01483046

Room-Bed: QI007-A
Visit: QH0054940416

Patient Notes - Continued

Wound#2



Lyons, Kathleen A

Facility: Queen of the Valley Hospital **Location:** Q 1 Intensive Care Unit
61 F 07/13/1961 **Med Rec Num:** MR01483046

Room-Bed: QI007-A
Visit: QH0054940416

Patient Notes - Continued

[]

Location: LEFT EAR

Wound#3

[Empty content area for Wound#3 notes]

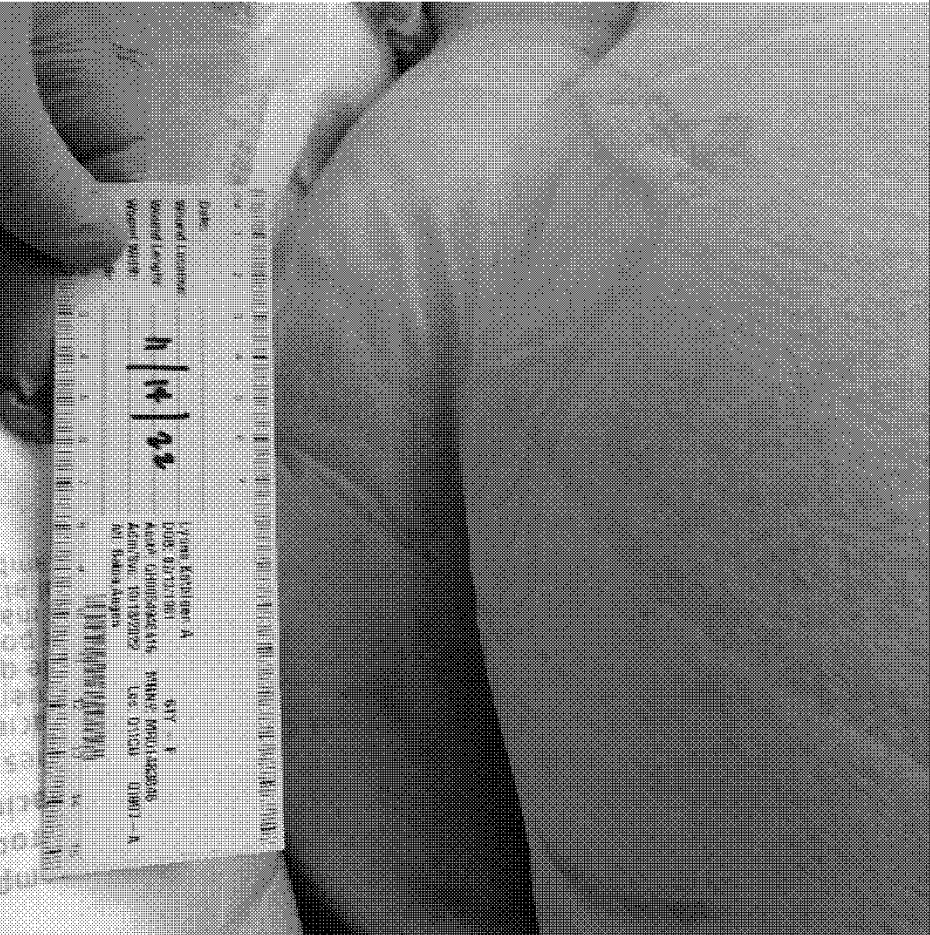
Lyons, Kathleen A

Facility: Queen of the Valley Hospital
61 F 07/13/1961

Location: Q 1 Intensive Care Unit
Med Rec Num: MR01483046

Room-Bed: QI007-A
Visit: QH0054940416

Patient Notes - Continued



[]
Location: COCCYX

Lyons, Kathleen A

Facility: Queen of the Valley Hospital **Location:** Q 1 Intensive Care Unit
61 F 07/13/1961 **Med Rec Num:** MR01483046

Room-Bed: QI007-A
Visit: QH0054940416

Patient Notes - Continued

Wound#4



Lyons, Kathleen A

Facility: Queen of the Valley Hospital
61 F 07/13/1961

Location: Q 1 Intensive Care Unit
Med Rec Num: MR01483046

Room-Bed: Q1007-A
Visit: QH0054940416

Patient Notes - Continued



Location: BILATERAL HEEL

Lyons, Kathleen A

Facility: Queen of the Valley Hospital **Location:** Q 1 Intensive Care Unit
61 F 07/13/1961 **Med Rec Num:** MR01483046

Room-Bed: QI007-A
Visit: QH0054940416

Patient Notes - Continued

Initialized on 11/14/22 00:39 - END OF NOTE

11/14/22 11:00 (created 11/14/22 13:07) Nurse Note by Malaca,Jessalie
Dr Ball seen the patient and updated on patient's condition. MD also seen the patient's head CT scans. MD ordered to put EVD level at 0cmH2O. Order noted and carried out. Will continue to monitor patient.

Initialized on 11/14/22 13:07 - END OF NOTE

11/14/22 14:29 Care Manager by Gianni,Mabel Tan

Addendum entered by Mabel Tan Gianni 11/14/22 14:49:

CM spoke with Mary Ellen DPOA of patient 626-629-0197 regarding updates and LTACH status. Pt pending to wean of EVD or may need shunt.

CM rcvd notification patient accepted to both Kindred campuses West Covina and Baldwin Park.

Addresses and phone number for both campuses were provided. Mary Ellen wanted to obtain insurance information on coverage with Kindred and was informed that Colleen will contact Mary Ellen today.

Colleen Kindred CM spoke with Mary Ellen. CM rcvd notification from Colleen that Mary Ellen will decide which campus she prefers and let Colleen know when she is ready.

Original Note:

Assessment Day 27

Attending: Dr. Batou

Location: ICU

Insurance: BLC20

Oxygen: FIO2 28% via trach

Emergency contact: Mary Ellen DPOA 626-629-0197

CM rounded on unit and spoke with PCN and reviewed chart

Colloid cyst of third ventricle and hydrocephalus s/p endoscopic resection with postop significant IVH and brainstem hemorrhage

Lyons, Kathleen A

Facility: Queen of the Valley Hospital **Location:** Q 1 Intensive Care Unit
61 F 07/13/1961 **Med Rec Num:** MR01483046

Room-Bed: QI007-A
Visit: QH0054940416

Patient Notes - Continued

Per neurosurgery progress notes:

q1h neurochecks while in ICU

Patient has failed EVD wean last week; output at 10cm H2O was only 48cc overnight so will drop EVD to 0cm H2O for several days to attempt to clear the residual IVH and then try weaning again; if patient fails again then she will need a shunt

Na goal 135-145

SBP <160

Plts >100,000

IMR<1.5

HOB 30 degrees

Chemical DVT ppx

Continue levothyroxine 112ug daily

Discharge barrier to Kindred: EVD drain

CM available as needed

Initialized on 11/14/22 14:29 - END OF NOTE

11/14/22 19:40 (created 11/15/22 04:37) Respiratory Note by Umail, Gerald
RECEIVED PT ON VENT WITH SETTINGS AC16, VT400, FIO2 28%, PEEP5. VENT CHECKED, ALARMS ON AND AUDIBLE.

Initialized on 11/15/22 04:37 - END OF NOTE

11/15/22 10:02 Care Manager by Ramos,Alma L
ORDER IN PLACE FOR LTAC placement, once EVD has been weaned off by neurosurgery.

FAX UPDATED INQUIRY TO COLLEEN/KINDRED, CONFIRMATION RCVD.

F/U CALL PLACE TO COLLEEN/KINDRED CONFIRM INQUIRY WAS RCVD. PT. HASS BEEN APPROVED WILL START REQUESTING AUTH. TO INSURANCE ONCE D/C ORDER IN PLACE.

Lyons, Kathleen A

Facility: Queen of the Valley Hospital **Location:** Q 1 Intensive Care Unit
61 F 07/13/1961 **Med Rec Num:** MR01483046

Room-Bed: QI007-A
Visit: QH0054940416

Patient Notes - Continued

WILL CONTINUE TO F/U

Initialized on 11/15/22 10:02 - END OF NOTE

11/15/22 19:50 (created 11/16/22 02:11) Respiratory Note by Umali, Gerald
PT RECEIVED ON VENT WITH SETTINGS AC16, VT400, FIO2 28%, PEEPS. VENT CHECKED, ALARMS ON AND AUDIBLE.

Initialized on 11/16/22 02:11 - END OF NOTE

11/16/22 06:27 Nurse Note by Chow, Kristin
Tube feeding held from 0550-0615 in order for levothyroxine to be more effective. Levothyroxine given. Tube feeding restarted at 0617.

Initialized on 11/16/22 06:27 - END OF NOTE

11/16/22 08:14 Care Manager by Ramos, Alma L
RCVD CALL FROM COLLEEN/KINDRED CONFIRM INSURANCE HAS APPROVED KINDRED SAN GABRIEL. ROOM WILL BE ASSIGN ONCE D/C ORDER IN PLACE.

KINDRED SAN GABRIEL

845 N. LARK ELLEN AVE
WEST COVINA, CA 91791

PH:626-339-5451

WILL CONTINUE TO F/U

Initialized on 11/16/22 08:14 - END OF NOTE

11/16/22 08:41 Care Manager by Giannini, Mabel Tan
Assessment Day 29

Lyons, Kathleen A

Facility: Queen of the Valley Hospital **Location:** Q 1 Intensive Care Unit
61 F 07/13/1961 **Med Rec Num:** MR01483046

Room-Bed: QI007-A
Visit: QH0054940416

Patient Notes - Continued

Attending: Dr. Ashouri

Location: ICU

Insurance: BLC20

Oxygen: FIO2 28% via trach

Emergency contact: Mary Ellen (DPOA and sister)

CM rcvd notification from CMC patient is accepted to Kindred WC and auth submitted with insurance
Per neurosurgery progress notes by Dr. Ball 11/16/22

Assessment and plan

(1) Colloid cyst of brain:

Status: Acute

Assessment and Plan:

61 F third ventricular colloid cyst and hydrocephalus s/p endoscopic resection w/ post-operative significant IVH and brainstem hemorrhage

qth neurochecks while in ICU

EVD at 0cm H2O; CTH ordered for today for new baseline ventricular size and then I have communicated with the nurse to raise the EVD to 5cm H2O

Please dc foley catheter and replace with Purwick if ok with intensivist (catheter has been in for several weeks); perform bladder scan if patient not emptying bladder after Foley removal

Na goal 135-145

SBP < 160

Pts > 100,000

INR < 1.5

HOB 30 degrees

Chemical DVT ppx

Continue levothyroxine 112ug daily

EVD output 99cc overnight

Dispo plan to Kindred WC when weaned from EVD

CM available as needed

Initialized on 11/16/22 08:41 - END OF NOTE

Lyons, Kathleen A

Facility: Queen of the Valley Hospital **Location:** Q 1 Intensive Care Unit
 61 F 07/13/1961 **Med Rec Num:** MR01483046

Room-Bed: QI007-A
Visit: QH0054940416

Patient Notes - Continued

11/16/22 11:34 Care Manager by Gianni,Mabel Tan
 CM rounded on unit and spoke with PCN. Patient has returned from CT head today.
 PCN will position EVD drain per Neurosurgery orders
 CM rcvd notification from Kindred Colleen CM that Insurance gave auth yesterday for WC Kindred campus and once EVD is out they can accept patient

Initialized on 11/16/22 11:34 - END OF NOTE

11/16/22 18:00 (created 11/16/22 18:14) Nurse Note by Malaca,Jessalie
 Dr Ashouri came and updated on patient's condition. MD also notified that patient's temp=100.1F at 1200, foley catheter was removed at 1300, purwick in place but still no urine output, bladder scan shows 155ml, patient still on IVF at 75ml/hr. MD gave order to continue to monitor urine output and if no urine until midnight insert a foley catheter for urinary retention.

Initialized on 11/16/22 18:14 - END OF NOTE

11/16/22 23:45 (created 11/17/22 06:43) Nurse Note by San Juan,Cherry M
 Received pt trach to vent AC 16 TV400 FIO2 28 % Peep 5, does not following command, pupils sluggish, BUE and BLE flaccid, EVD @ 5 cm H2O level, ICP 3-6, Keep HOB at 30 degrees at all times, draining pinkish fluid drain, gt feeding tolerated well, IVF NS at 75 ml/hr via right PICC, asp precaution maintain, monitor closely.

Initialized on 11/17/22 06:43 - END OF NOTE

11/17/22 00:45 (created 11/17/22 06:46) Nurse Note by San Juan,Cherry M
 Re insert foley cath due to no urine output since 1300 of yesterday as ordered, obtain 350 yellow color urine, continue to monitor.

Initialized on 11/17/22 06:46 - END OF NOTE

11/17/22 09:15 (created 11/17/22 12:13) Nurse Note by Vandemark,Joann M

Lyons, Kathleen A

Facility: Queen of the Valley Hospital **Location:** Q 1 Intensive Care Unit
61 F 07/13/1961 **Med Rec Num:** MR01483046

Room-Bed: QI007-A
Visit: QH0054940416

Patient Notes - Continued

ROUNDED WITH DR ABIDALI. NO ORDERS RECEIVED AT THIS TIME

Initialized on 11/17/22 12:13 - END OF NOTE

11/17/22 12:24 Palliative Care Note by Westra,Jeffrey
Palliative Care follow up documentation. X22530

Patient remains the same. S/p trache/PEG. EVD still in place. Chart reviewed. Plan of care discussed with RN Jo. Received call from patient's sister. Education and support provided. Plan of care, different levels of care and hospital dynamics discussed.

Palliative Care team to follow.

Initialized on 11/17/22 12:24 - END OF NOTE

11/17/22 12:30 (created 11/17/22 18:49) Nurse Note by Vandemark,Joann M
ROUNDED WITH NEUROSURGEON, DR BALL. UPDATE GIVEN. PER MD, HE WILL REASSESS PATIENT TOMORROW TO SEE IF HE WILL CLAMP OR RAISE PRESSURE LEVEL.

Initialized on 11/17/22 18:49 - END OF NOTE

11/17/22 15:58 Care Manager by Mundo-Vegamora,Kathrine Angeli
ASSESSMENT DAY 30
ATTENDING:DR. ASHOURI
LOCATION: ICU
INSURANCE: BLC20
OXYGEN: FIO2 28% TRACH
EMERGENCY CONTACT: MARY ELLEN (DPOA & SISTER)

CM ROUNDED ON THE UNIT AND SPOKE WITH THE PCN JO
PER PCN, PATIENT STILL ON EVD @5CM, WILL TRY TO WEAN HER FROM EVD BY END OF THE WEEK

Lyons, Kathleen A

Facility: Queen of the Valley Hospital **Location:** Q 1 Intensive Care Unit
61 F 07/13/1961 **Med Rec Num:** MR01483046

Room-Bed: QI007-A
Visit: QH0054940416

Patient Notes - Continued

PER NEURO SURGERY PROGRESS NOTED BY DR. BALL 11/17/22

Assessment and Plan

Assessment and plan

(1) Colloid cyst of brain:

Status: Acute

Assessment and Plan:

61F third ventricular colloid cyst and hydrocephalus s/p endoscopic resection w/ post-operative significant IVH and brainstem hemorrhage q1h neurochecks while in ICU

EVD output at 5cm H2O was only 48cc overnight and 17cc thus far today. This is less than half the drainage at 0cm H2O. I will continue EVD @5cm H2O today with plans to raise or clamp tomorrow depending on output

Continue Foley catheter

Na goal 135-145

SBP <160

Plts >100,000

INR<1.5

HOB 30 degrees

Chemical DVT ppx

Continue levothyroxine 112ug daily

Category: Medical

DISPO PLAN TO KINDRED WC WHEN WEANED FROM EVD

CM REMAIN AVAILABLE

Initialized on 11/17/22 15:58 - END OF NOTE

11/18/22 08:25 (created 11/18/22 12:11) Nurse Note by Tong, Malina I
ROUNDED WITH DR. BALL, NEUROSURGEON. MD ORDERED TO ELEVATE EVD TO 10CM H2O. NO OTHER ORDERS RECEIVED

Initialized on 11/18/22 12:11 - END OF NOTE

Lyons, Kathleen A

Facility: Queen of the Valley Hospital **Location:** Q 1 Intensive Care Unit
61 F 07/13/1961 **Med Rec Num:** MR01483046

Room-Bed: QI007-A
Visit: QH0054940416

Patient Notes - Continued

11/18/22 10:15 (created 11/18/22 12:12) Nurse Note by Tong,Malina I
ROUNDED WITH DR. ABIDALL. SBAR GIVEN. NO NEW ORDERS RECEIVED

Initialized on 11/18/22 12:12 - END OF NOTE

11/18/22 11:34 Nurse Note by Vandemark,Joann M
RECEIVED REPORT FROM MALINA FOR CONTINUITY OF CARE

Initialized on 11/18/22 11:34 - END OF NOTE

11/18/22 13:14 Nurse Note by Vandemark,Joann M
PATIENT'S SISTER ASKING IF PATIENT NEEDS TO BE ON SPONTANEOUS BREATHING TRIAL DAILY. ASKED DR ABIDALL. PER MD, HOLD OFF
ON SBT FOR NOW.

Initialized on 11/18/22 13:14 - END OF NOTE

11/18/22 13:34 Care Manager by Mundo-Vegamora,Kathrine Angeli
ASSESSMENT DAY 31
ATTENDING:DR. ASHOURI
LOCATION: ICU
INSURANCE: BLC20
OXYGEN : FIO2 28% TRACH
EMERGENCY CONTACT: MARY ELLEN (DPOA & SISTER)

CM ROUNDED ON THE UNIT AND SPOKE WITH THE PCN JO
PER PCN, PATIENT STILL ON EVD @10CM, RAISED BY MD BALL THIS MORNING

PER NEURO SURGERY PROGRESS NOTED BY DR. BALL 11/18/22

Assessment and Plan
Assessment and plan

Lyons, Kathleen A

Facility: Queen of the Valley Hospital **Location:** Q 1 Intensive Care Unit
61 F 07/13/1961 **Med Rec Num:** MR01483046

Room-Bed: QI007-A
Visit: QH0054940416

Patient Notes - Continued

(1) Colloid cyst of brain:

Status: Acute

Assessment and Plan:

61 F third ventricular colloid cyst and hydrocephalus s/p endoscopic resection w/ post-operative significant IVH and brainstem hemorrhage

q1h neurochecks while in ICU

Raise EVD to 10cm H2O

Continue Foley catheter due to urinary retention

Na goal 135-145

SBP <160

Pts >100,000

INR<1.5

HOB 30 degrees

Chemical DVT ppx

Continue levothyroxine 112ug daily

Category: Medical

DISPO PLAN TO KINDRED WC WHEN WEANED FROM EVD

CM REMAIN AVAILABLE

Initialized on 11/18/22 13:34 - END OF NOTE

11/19/22 07:51 Nurse Note by Donske,Ruth

DR BALL ROUNDING, ORDERS TO INCREASE CM H2O FROM 10 TO 15. WILL CONTINUE TO MONITOR.

Initialized on 11/19/22 07:51 - END OF NOTE

11/19/22 09:38 Nurse Note by Donske,Ruth

DR AMANI UPDATED. MD PLACED ORDERS, WILL CONTINUE TO MONITOR.

Lyons, Kathleen A

Facility: Queen of the Valley Hospital **Location:** Q 1 Intensive Care Unit
61 F 07/13/1961 **Med Rec Num:** MR01483046

Room-Bed: QI007-A
Visit: QH0054940416

Patient Notes - Continued

Initialized on 11/19/22 09:38 - END OF NOTE

11/20/22 07:15 Nurse Note by Chow, Kristin
Dr. Ball at bedside. EVD clamped at 0700. F/u CT head ordered for 11/21/22.

Initialized on 11/20/22 07:15 - END OF NOTE

11/20/22 07:25 Nurse Note by Vandemark, Joann M
NOTED CT HEAD ORDER FOR TOMORROW. TALKED TO DR BALL; CLARIFIED CT HEAD ORDER. PER MD, HE WANTS CT HEAD **WITHOUT**
CONTRAST. ORDER UPDATED

Initialized on 11/20/22 07:25 - END OF NOTE

11/20/22 10:00 (created 11/20/22 15:14) Nurse Note by Vandemark, Joann M
DR ABIDALI ROUNDED. NO NEW ORDER RECEIVED

Initialized on 11/20/22 15:14 - END OF NOTE

11/20/22 11:15 (created 11/20/22 15:15) Nurse Note by Vandemark, Joann M
DR ABID ROUNDED. UPDATE GIVEN. RELAYED PICC LINE IS CLOTTED. MD OKAYED TO GIVE CATHFLO.

Initialized on 11/20/22 15:15 - END OF NOTE

11/20/22 11:19 Nurse Note by Vandemark, Joann M
DR RIZVI HERE. UPDATE GIVEN. RECEIVED ORDERS

Initialized on 11/20/22 11:19 - END OF NOTE

Lyons, Kathleen A

Facility: Queen of the Valley Hospital **Location:** Q 1 Intensive Care Unit
61 F 07/13/1961 **Med Rec Num:** MR01483046

Room-Bed: QI007-A
Visit: QH0054940416

Patient Notes - Continued

11/21/22 03:30 Wound Care Note by Chow, Kristin

Emanate Health
Queen of the Valley Hospital

Photographic Wound Documentation

Patient Name: Lyons, Kathleen A
Date of Birth: 07/13/1961
Account Number: QH0054940416
Medical Record Number: MR01483046

Attending Physician: Augen Batou, DO

Date: 11/21/22 03:30
Location/Room: Q 1 Intensive Care Unit / QI007

Wound #1

Lyons, Kathleen A

Facility: Queen of the Valley Hospital
61 F 07/13/1961

Location: Q 1 Intensive Care Unit
Med Rec Num: MR01483046

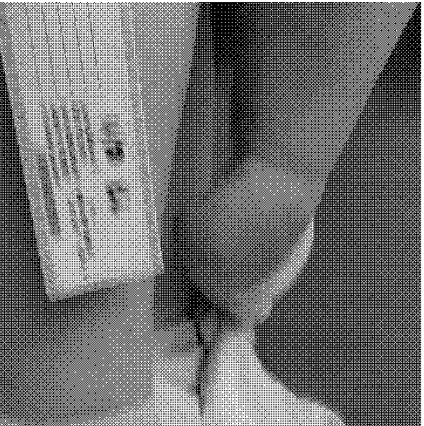
Room-Bed: QI007-A
Visit: QH0054940416

Patient Notes - Continued



[]
Location: buttocks

Wound#2



Lyons, Kathleen A

Facility: Queen of the Valley Hospital
61 F 07/13/1961

Location: Q 1 Intensive Care Unit
Med Rec Num: MR01483046

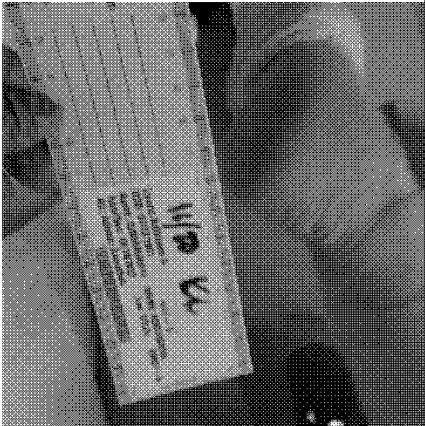
Room-Bed: QI007-A
Visit: QH0054940416

Patient Notes - Continued

[]

Location: bilateral heel

Wound#3



Lyons, Kathleen A

Facility: Queen of the Valley Hospital
61 F 07/13/1961

Location: Q 1 Intensive Care Unit
Med Rec Num: MR01483046

Room-Bed: QI007-A
Visit: QH0054940416

Patient Notes - Continued



[]

Location: bilateral ear

Initialized on 11/21/22 03:30 - END OF NOTE

11/21/22 09:00 (created 11/21/22 09:54) Nurse Note by Vandemark,Joann M
BROUGHT PATIENT TO CT FOR ORDERED CT HEAD.

Initialized on 11/21/22 09:54 - END OF NOTE

11/21/22 09:15 (created 11/21/22 09:54) Nurse Note by Vandemark,Joann M
BACK FROM CT SCAN. PATIENT BACK IN THE ROOM IN STABLE CONDITION. NO DISTRESS. ICP STABLE

Initialized on 11/21/22 09:54 - END OF NOTE

Lyons, Kathleen A

Facility: Queen of the Valley Hospital **Location:** Q 1 Intensive Care Unit
61 F 07/13/1961 **Med Rec Num:** MR01483046

Room-Bed: QI007-A
Visit: QH0054940416

Patient Notes - Continued

11/21/22 09:54 Nurse Note by Vandemark,Joann M
DR LAU HERE. UPDATE GIVEN. M DPLACED CPOE ORDER

Initialized on 11/21/22 09:54 - END OF NOTE

11/21/22 14:17 (created 11/21/22 17:02) Dietitian Nutrition Note by Ronquillo,Michelle Amalia
Nutrition re-assessment completed today. Please refer to attached link for complete details.
Recommendations noted below as well.

Recommendation:

1. Continue TF: Glucerna 1.2 @55 ml/hr

Clinical Nutrition team will continue to follow-up with patient as per protocol.

Initialized on 11/21/22 17:02 - END OF NOTE

11/21/22 14:20 (created 11/21/22 15:31) Nurse Note by Vandemark,Joann M
NEUROSURGEON'S PA ALEXANDRIA HERE. UPDATE GIVEN. CT HEAD REVIEWED BY HER AND DR AMIRNOVIN. RECEIVED ORDER TO OPEN
EVD @10CMH20 FOR CONTINUOUS DRAIN. ORDER READ BACK AND CARRIED OUT

Initialized on 11/21/22 15:31 - END OF NOTE

11/22/22 10:00 (created 11/22/22 15:06) Nurse Note by RN 131,CVMC Registry

Addendum entered by CVMC Registry RN 131 11/22/22 18:24:
Resting in bed. No signs of pain or agitation noted. Tolerating ventilator well. O2 sat 97-99%. SR on monitor. SBP in 110's. No ectopy
noted. HOB elevated. Will continue to monitor.

Lyons, Kathleen A

Facility: Queen of the Valley Hospital **Location:** Q 1 Intensive Care Unit
61 F 07/13/1961 **Med Rec Num:** MR01483046

Room-Bed: QI007-A
Visit: QH0054940416

Patient Notes - Continued

Original Note:

Resting in bed. No signs of pain or agitation noted. Tolerating ventilator well. O2 sat 97-99%. SR on monitor. SB in 110's. No ectopy noted. HOB elevated. Will continue to monitor.

Initialized on 11/22/22 15:06 - END OF NOTE

11/22/22 10:05 Care Manager by Ramos,Alma L
FAX UPDATED INQUIRY TO COLLEEN/KINDRED, CONFIRMATION RCVD.

F/U CALL PLACE TO COLLEEN/KINDRED CONFIRM INQUIRY WAS RCVD. PT. HAS BEEN APPROVED FOR KINDRED SAN GABRIEL.

PENDING D/C ORDER

KINDRED SAN GABRIEL
845 N. LARK ELLEN AVE
WEST COVINA, CA 91791
PH:626-339-5451

WILL CONTINUE TO F/U

Initialized on 11/22/22 10:05 - END OF NOTE

11/22/22 12:00 (created 11/22/22 15:07) Nurse Note by RN 131,CVMC Registry

Addendum entered by CVMC Registry RN 131 11/22/22 18:25:
Reassessment done. Neuro status unchanged. No signs of pain or agitation noted. Tolerating current ventilator settings well. O2 sat 96-100%. SR on monitor. SBP in 100's-120's. No ectopy noted. HOB elevated. Tolerating tube feeding well. Residuals of 20 ml only. Updated of plan of care. Will continue to monitor.

Tyons, Kathleen A

Facility: Queen of the Valley Hospital **Location:** Q 1 Intensive Care Unit
61 F 07/13/1961 **Med Rec Num:** MR01483046

Room-Bed: QI007-A
Visit: QH0054940416

Patient Notes - Continued

Original Note:

Reassessment done. Neuro status unchanged. No signs of pain or agitation noted. Tolerating current ventilator settings well. O2 sat 96-100%. SR on monitor. SB in 100's-120's. No ectopy noted. HOB elevated. Tolerating tube feeding well. Residuals of 20 ml only. Updated of plan of care. Will continue to monitor.

Initialized on 11/22/22 15:07 - END OF NOTE

11/22/22 12:43 (created 11/22/22 13:08) Nurse Note by RN 131,CVMC Registry
Dr Abdali is in the room. MD updated of status. No new order receive.

Initialized on 11/22/22 13:08 - END OF NOTE

11/22/22 14:00 (created 11/22/22 17:30) Nurse Note by RN 131,CVMC Registry

Addendum entered by CVMC Registry RN 131 11/22/22 18:25:

Resting in bed. No signs of pain or agitation noted. Tolerating ventilator well. O2 sat 97-98%. SR on monitor. SBP in 110's-120's. No ectopy noted. HOB elevated. Will continue to monitor.

Original Note:

Resting in bed. No signs of pain or agitation noted. Tolerating ventilator well. O2 sat 97-98%. SR on monitor. SB in 110's-120's. No ectopy noted. HOB elevated. Will continue to monitor.

Initialized on 11/22/22 17:30 - END OF NOTE

11/22/22 16:00 (created 11/22/22 16:38) Nurse Note by RN 131,CVMC Registry

Addendum entered by CVMC Registry RN 131 11/22/22 18:27:

Lyons, Kathleen A

Facility: Queen of the Valley Hospital **Location:** Q 1 Intensive Care Unit
61 F 07/13/1961 **Med Rec Num:** MR01483046

Room-Bed: QI007-A
Visit: QH0054940416

Patient Notes - Continued

Reassessment done. Neuro status still the same. No signs of pain or agitation noted. Tolerating current ventilator settings well. O2 sat 97-98%. SR on monitor. SBP in 110's-120's. No ectopy noted. HOB elevated. Tolerating tube feeding well. Residuals of 5 ml only. Updated of plan of care. Will continue to monitor.

Addendum entered by CVMC Registry RN 131 11/22/22 18:26:

Reassessment done. Neuro status still the same. No signs of pain or agitation noted. Tolerating current ventilator settings well. O2 sat 97-98%. SR on monitor. SBP in 110's-120's. No ectopy noted. HOB elevated. Tolerating tube feeding well. Residuals of 5 ml only. Updated of plan of care. Will continue to monitor.

Original Note:

Reassessment done. Neuro status still the same. No signs of pain or agitation noted. Tolerating current ventilator settings well. O2 sat 97-98%. SR on monitor. SB in 110's-120's. No ectopy noted. HOB elevated. Tolerating tube feeding well. Residuals of 5 ml only. Updated of plan of care. Will continue to monitor.

Initialized on 11/22/22 16:38 - END OF NOTE

11/22/22 16:24 Care Manager by Giannini,Mabel Tan

Addendum entered by Mabel Tan Giannini 11/29/22 08:55:

Correction : Assessment Day 35

Original Note:

Assessment Day 7
Attending: Dr. Lau
location: ICU
Insurance: BLC20
Oxygen: FIO2 28% via trach

CM rounded on unit this morning and spoke with PCN and reviewed chart

Lyons, Kathleen A

Facility: Queen of the Valley Hospital **Location:** Q 1 Intensive Care Unit
61 F 07/13/1961 **Med Rec Num:** MR01483046

Room-Bed: QI007-A
Visit: QH0054940416

Patient Notes - Continued

10/26/22: s/p colloid cyst resection

Patient has EVD at 10cmH20 open to drain

Per neurosurgery notes: clamp EVD at 5am, NPO after midnight and Dc Iovenox

Pending transfer to Kindred once weaned from EVD

CM available as needed

Initialized on 11/22/22 16:24 - END OF NOTE

11/22/22 18:00 (created 11/22/22 18:24) Nurse Note by RN 131,CVMC Registry

Resting in bed. No signs of pain or agitation noted. Tolerating ventilator well. O2 sat 97-100%. SR on monitor. SBP in 110's-120's. No ectopy noted. HOB elevated. Will continue to monitor.

Initialized on 11/22/22 18:24 - END OF NOTE

11/22/22 19:08 (created 11/22/22 19:12) Nurse Note by RN 131,CVMC Registry

Report given to incoming night shift RN, RN Jessica.

Initialized on 11/22/22 19:12 - END OF NOTE

11/23/22 00:49 Nurse Note by Benson, Jessica A

0042 paged Dr. Amimovin regarding ICP reading of 31.

0045 Spoke with Dr. Amimovin informed him that we've zeroed out ICP multiple times and used the leveler to verify position of EVD with no change in number, ICP still reading 31, patient had CSF output of 11cc, no new orders received from Dr. at this time, patient will be having VP shunt placement in am, orders to clamp EVD at 0500 am for procedure.

Initialized on 11/23/22 00:49 - END OF NOTE

Lyons, Kathleen A

Facility: Queen of the Valley Hospital **Location:** Q 1 Intensive Care Unit
61 F 07/13/1961 **Med Rec Num:** MR01483046

Room-Bed: QI007-A
Visit: QH0054940416

Patient Notes - Continued

11/23/22 07:10 (created 11/23/22 11:41) Nurse Note by Ramos, Jessica
ASSUMED CARE, RECEIVED REPORT FROM JESSICA RN. PATIENT REMAINS OBTUNDED, OPENS EYES TO PAIN, DOES NOT TRACK OR FOLLOW. TRACH TO VENT, AC 16, TV 400, FI02 28%, PEEP 5, TOLERATING WITH NO S/S OF DISTRESS NOTED AT THIS TIME. VSS AT THIS TIME. PATIENT REMAINS NPO FOR VP SHUNT PLACEMENT TODAY. EVD REMAINS CLAMPED FOR VP SHUNT PLACEMENT TODAY. ICP WNL. ALL LINES PATENT AND INTACT. SAFETY MAINTAINED. WILL CONTINUE TO MONITOR.

Initialized on 11/23/22 11:41 - END OF NOTE

11/23/22 07:30 (created 11/23/22 11:44) Nurse Note by Ramos, Jessica
PATIENT TO OR FOR VP SHUNT PLACEMENT AT THIS TIME.

Initialized on 11/23/22 11:44 - END OF NOTE

11/23/22 09:40 (created 11/23/22 11:45) Nurse Note by Ramos, Jessica
PATIENT BACK FROM OR S/P VP SHUNT PLACEMENT AT THIS TIME. NO S/S OF DISTRESS NOTED AT THIS TIME. VSS AT THIS TIME. WILL CONTINUE TO MONITOR.

Initialized on 11/23/22 11:45 - END OF NOTE

11/23/22 11:00 (created 11/23/22 11:46) Nurse Note by Ramos, Jessica
DR YE HERE AND REVIEWED BOTH IMAGES OF KUB AND CTH POST-OP. NO FURTHER ORDERS AT THIS TIME.

Initialized on 11/23/22 11:46 - END OF NOTE

11/23/22 13:30 (created 11/23/22 14:36) Nurse Note by Ramos, Jessica
DR ABIDALI HERE SEEING PATIENT AT THIS TIME. MD UPDATED ON CURRENT CONDITION. NO NEW ORDERS AT THIS TIME.

Initialized on 11/23/22 14:36 - END OF NOTE

Lyons, Kathleen A

Facility: Queen of the Valley Hospital **Location:** Q 1 Intensive Care Unit
61 F 07/13/1961 **Med Rec Num:** MR01483046

Room-Bed: QI007-A
Visit: QH0054940416

Patient Notes - Continued

11/23/22 13:36 Care Manager by Priano,Yasthi
ASSESSMENT DAY 36
ATTENDING: DR. LAU
LOCATION: ICU
INSURANCE: BLC20
OXYGEN: FIO2 28%

Spoke to Jessica PCN and was told that VP shunt was placed in patient today.

Initialized on 11/23/22 13:36 - END OF NOTE

11/23/22 14:01 Care Manager by Priano,Yasthi

Addendum entered by Yasthi Priano 11/23/22 14:05:
Spoke to Dr. Ye and he said he would like patient to be monitored until tomorrow and patient can be discharged then. Notified PCN Jessica.

Original Note:

Paged Dr. Ye to see if neuro clearance can be obtained so patient can be discharged to kindred. Awaiting call back.

Initialized on 11/23/22 14:01 - END OF NOTE

11/23/22 22:11 (created 11/24/22 00:59) Nurse Note by Benson, Jessica A
2211 paged Dr. Amitrovin waiting for call back.

Initialized on 11/24/22 00:59 - END OF NOTE

11/23/22 23:42 (created 11/24/22 00:59) Nurse Note by Benson, Jessica A

Lyons, Kathleen A

Facility: Queen of the Valley Hospital **Location:** Q 1 Intensive Care Unit
61 F 07/13/1961 **Med Rec Num:** MR01483046

Room-Bed: QI007-A
Visit: QH0054940416

Patient Notes - Continued

2342 spoke with Dr. Amirmovin, informed him of patient updates and new changes to CT Head results.

Initialized on 11/24/22 00:59 - END OF NOTE

11/24/22 00:04 (created 11/24/22 01:02) Nurse Note by Benson, Jessica A
Spoke to Dr. Geula (on call for Dr. Amani) update him on patient's status, reported the increased in blood sugar results and urine output post surgery, received new orders for medication, he requested that neuro surgeon know about the increase in urine output, I informed him that he was made aware in our recent conversation.

Initialized on 11/24/22 01:02 - END OF NOTE

11/24/22 00:12 Nurse Note by Benson, Jessica A
2255 spoke to Dr. Sanhu regarding neuro changes post VP shunt placement done earlier today by Dr. Amirmovin, explained to Dr. that upon initial assessment patient had no reaction to light to bilateral eyes when using the pupillometer, patient also had two witnessed seizures with foaming in her mouth and jerking movements, she currently has a very weak gag reflex when suctioning, her heart rate increased to 145 bpm and also noted an increase in urine output of 500cc q2hrs. Received new orders for medications and stat CT head.

Initialized on 11/24/22 00:12 - END OF NOTE

11/24/22 06:53 Nurse Note by Benson, Jessica A
Spoke to Dr. Geula regarding blood sugar reading of 501 this am, informed him that she was covered per EMAR sliding scale and that she had also received NPH 30units, received new orders to give her 10units of regular insulin IVP and to check her blood sugar with in one hour, orders have been entered, follow up accucheck will be endorsed to day shift nurse.

Initialized on 11/24/22 06:53 - END OF NOTE

11/24/22 08:35 (created 11/24/22 15:27) Nurse Note by Tong, Malina I
SPOKE WITH DR. GEULA AND MADE AWARE OF PT'S BLOOD SUGAR RESULT. ORDERS RECEIVED. WILL CARRY OUT.

Lyons, Kathleen A

Facility: Queen of the Valley Hospital **Location:** Q 1 Intensive Care Unit
61 F 07/13/1961 **Med Rec Num:** MR01483046

Room-Bed: QI007-A
Visit: QH0054940416

Patient Notes - Continued

Initialized on 11/24/22 15:27 - END OF NOTE

11/24/22 10:15 (created 11/24/22 15:29) Nurse Note by Tong, Malina I
SPOKE WITH DR. GEULA AND MADE HIM AWARE OF 1000 BS RESULT AS ORDERED. ORDERS RECEIVED TO START PT ON INSULIN DRIP,
ACCUCHECK Q2H AND INCREASE NPH. MD STATED HE WILL PUT IN THE ORDER HIMSELF. WILL AWAIT NEW ORDERS

Initialized on 11/24/22 15:29 - END OF NOTE

11/24/22 10:55 (created 11/24/22 13:42) Nurse Note by Tong, Malina I
DR. AMIRNOVIN, NEUROSURGEON, SPEAKING WITH PT'S SISTER, MARY, AND OTHER FAMILY MEMBERS BY BEDSIDE REGARDING PT'S
PROGNOSIS. PER MD, FAMILY IS REFUSING SURGICAL INTERVENTION AND WANTS DNR/FULL TX.

Initialized on 11/24/22 13:42 - END OF NOTE

11/24/22 13:41 Nurse Note by Tong, Malina I
DR. GALLEGO SPEAKING WITH PT'S SISTER, MARY, REGARDING PT'S POOR PROGNOSIS. SBP CURRENTLY IN THE 60'S. PT RECEIVING
500CC NS BOLUS PER DR. GALLEGO'S ORDER. MD SPOKE WITH THE SISTER THAT STARTING PRESSORS MAY CAUSE OTHER
COMPLICATIONS AND SISTER OPTED OUT ON NOT STARTING ON ANY PRESSORS.

Initialized on 11/24/22 13:41 - END OF NOTE

11/24/22 13:50 (created 11/24/22 15:10) Nurse Note by Tong, Malina I
DR. GOVIL IN THE UNIT AND MADE HIM AWARE THAT DR. GALLEGO HAS DC'D ALL THE LAB TESTS THAT WERE ORDERED BY HIM. NO
VERBAL ORDERS RECEIVED AT THIS TIME AND MD OKAY

Initialized on 11/24/22 15:10 - END OF NOTE

Lyons, Kathleen A

Facility: Queen of the Valley Hospital
61 F 07/13/1961

Location: Q 1 Intensive Care Unit
Med Rec Num: MR01483046

Room-Bed: QI007-A
Visit: QH0054940416

Patient Notes - Continued

11/24/22 15:26 Nurse Note by Tong, Malina I
SPOKE WITH DR. SANDHU AND SBAR GIVEN. CURRENT SBP IN THE 50'S DESPITE IVF RUNNING AND BOLUS GIVEN EARLIER. FAMILY IS AGREEABLE WITH NOT STARTING ANY PRESSORS. PER MD, "THERE IS NOT MUCH MORE WE CAN ORDER AT THIS POINT IF THE FAMILY IS NOT WANTING ANY PRESSORS". NO ORDERS RECEIVED

Initialized on 11/24/22 15:26 - END OF NOTE

11/24/22 17:20 Nurse Note by Tong, Malina I
SPOKE WITH DR. GEULA AND MADE HIM AWARE OF TRENDING BS RESULTS. PER MD TO ORDER A X1 BMP NOW AND CALL WITH RESULTS. NO TRENDING BMP'S ORDERED AT THIS TIME

Initialized on 11/24/22 17:20 - END OF NOTE

11/24/22 21:08 Nurse Note by Oandasan, Lalaine
Relayed BMP result to Dr Geula. Made him aware of the plan of care as discussed by Dr Amirmovin and Dr Gallego with the family. Verified if he still wants labs. MD stated he will talk to Dr Gallego and he will get back for orders.

Initialized on 11/24/22 21:08 - END OF NOTE

11/24/22 22:11 Nurse Note by Oandasan, Lalaine
Patient is not making urine since 1900. DDAVP dose is due. Placed a call to Dr Gallegos. DDAVP dose changed to QD.

Initialized on 11/24/22 22:11 - END OF NOTE

11/25/22 12:57 Nurse Note by Villeda, Seth Aaron
ONE LEGACY: placed call to one legacy regarding organ donation. information given. All questions answered. Requested to call back in case passes. Dr. Govil spoke to one legacy representative Justin. Referral number: R2211-05820.

Lyons, Kathleen A

Facility: Queen of the Valley Hospital **Location:** Q 1 Intensive Care Unit
61 F 07/13/1961 **Med Rec Num:** MR01483046

Room-Bed: QI007-A
Visit: QH0054940416

Patient Notes - Continued

Initialized on 11/25/22 12:57 - END OF NOTE

11/25/22 17:32 Nurse Note by Villeda,Seth Aaron
Spoke to family regarding pressor medications to maintain BP. Explained that due to the fact that patient is DNR full treatment, patient is still appropriate for IV vasopressors. Family agreeable to treatment. Will follow up.

Initialized on 11/25/22 17:32 - END OF NOTE

11/25/22 18:05 Nurse Note by Villeda,Seth Aaron
ONE LEGACY CONTACT INFO: call Victor E. Cime (referral clinical coordinator) # 213-574-0624 HRS 08000-2000
MAINLINE : 1-800-338-6112
Call once/if family decides to move forward with comfort care measures.

Initialized on 11/25/22 18:05 - END OF NOTE

11/25/22 20:56 Nurse Note by Oandasan,Lalaine
Spoke to Dr Geula regarding a blood sugar of 495 by blood draw and 391 by finger stick. MD ordered Novolog 12 unit/NPH 10 units SQ.

Initialized on 11/25/22 20:56 - END OF NOTE

11/26/22 11:16 Nurse Note by Hernandez,Lena
Received a call from one legacy. Updated them on the current vitals and status.

Initialized on 11/26/22 11:16 - END OF NOTE

11/26/22 13:19 Nurse Note by Hernandez,Lena
Spoke with family at bedside. Informed by family that they are extremely unhappy by a phone call received from an patient advocate from Emanate by the name of Guadalupe 213-503-2301. They expressed their unhappiness with her approach on organ donation. This

Lyons, Kathleen A

Facility: Queen of the Valley Hospital **Location:** Q 1 Intensive Care Unit
61 F 07/13/1961 **Med Rec Num:** MR01483046

Room-Bed: QI007-A
Visit: QH0054940416

Patient Notes - Continued

Information was passed to Victor at One Legacy 213-574-0624. Patient's sister will bring her documents for POA.

Initialized on 11/26/22 13:19 - END OF NOTE

11/27/22 13:00 (created 11/27/22 17:42) Nurse Note by Hernandez,Lena
Family at bedside. Received a copy of Power of Attorney paperwork. Placed inside of chart.

Initialized on 11/27/22 17:42 - END OF NOTE

11/27/22 14:20 Nurse Note by Hernandez,Lena
Received a call from pharmacy to stop infusing vancomycin the level is too high. Infusion stopped.

Initialized on 11/27/22 14:20 - END OF NOTE

11/27/22 20:08 (created 11/27/22 21:08) Nurse Note by Benson,Jessica A
Nuc Med technician at bedside for brain flow analysis ordered by Dr. Amirmovin.

Initialized on 11/27/22 21:08 - END OF NOTE

11/27/22 21:30 (created 11/27/22 22:06) Nurse Note by Benson,Jessica A
Nuc Med brain flow completed.

Initialized on 11/27/22 22:06 - END OF NOTE

11/27/22 22:00 (created 11/28/22 04:22) Wound Care Note by Benson,Jessica A

Emanate Health

Lyons, Kathleen A

Facility: Queen of the Valley Hospital **Location:** Q 1 Intensive Care Unit
61 F 07/13/1961 **Med Rec Num:** MR01483046

Room-Bed: QI007-A
Visit: QH0054940416

Patient Notes - Continued

Queen of the Valley Hospital

Photographic Wound Documentation

Patient Name: Lyons, Kathleen A
Date of Birth: 07/13/1961
Account Number: QH0054940416
Medical Record Number: MR01483046

Attending Physician: Augen Batou, DO

Date: 11/27/22 2200
Location/Room: Q 1 Intensive Care Unit / QI007

Wound #1

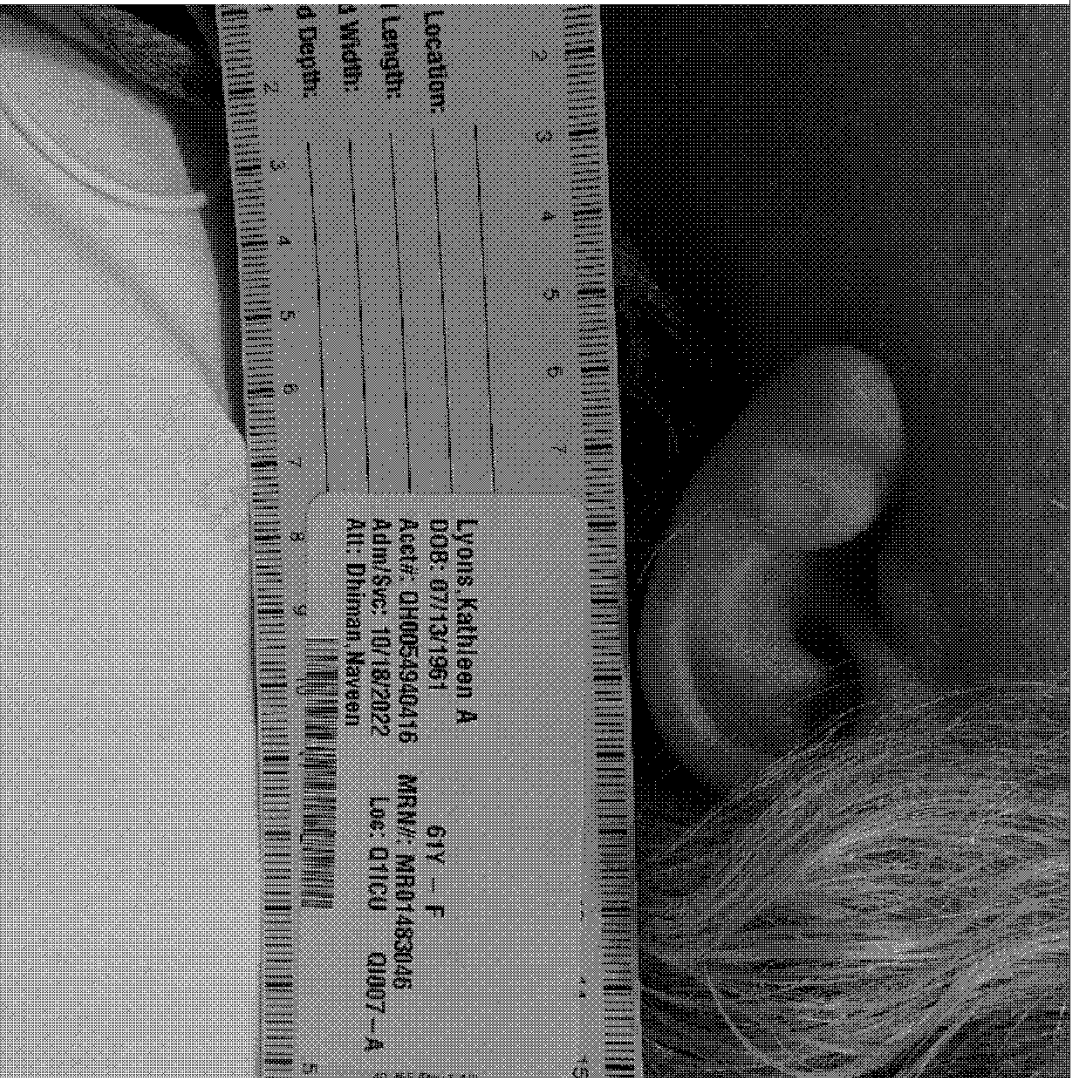
[

Lyons, Kathleen A

Facility: Queen of the Valley Hospital **Location:** Q 1 Intensive Care Unit
61 F 07/13/1961 **Med Rec Num:** MR01483046

Room-Bed: QI007-A
Visit: QH0054940416

Patient Notes - Continued



Lyons, Kathleen A

Facility: Queen of the Valley Hospital **Location:** Q 1 Intensive Care Unit
61 F 07/13/1961 **Med Rec Num:** MR01483046

Room-Bed: QI007-A
Visit: QH0054940416

Patient Notes - Continued

1

Location: 11/27/22 LEFT EAR

Wound#2

[

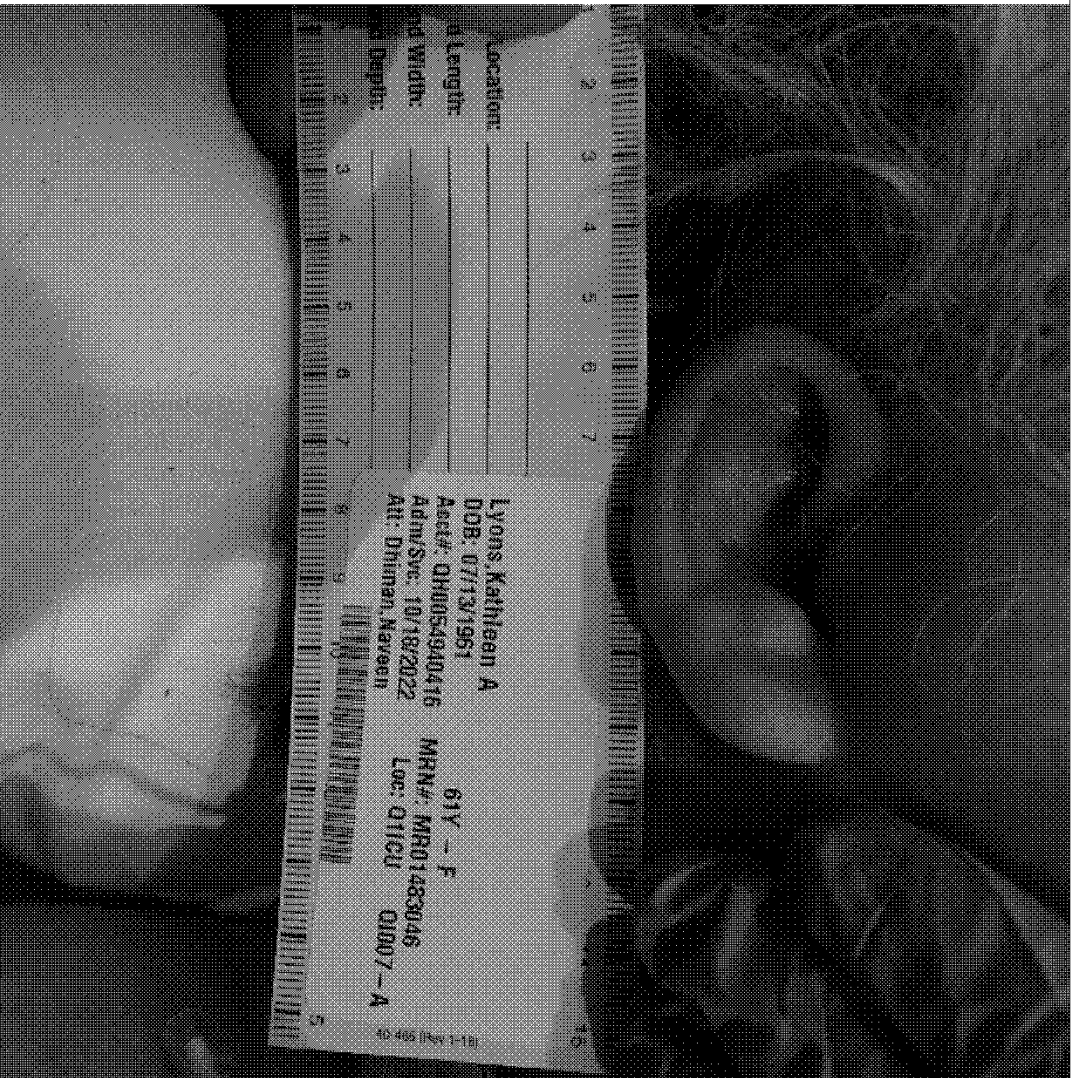
--

Lyons, Kathleen A

Facility: Queen of the Valley Hospital **Location:** Q 1 Intensive Care Unit
61 F 07/13/1961 **Med Rec Num:** MR01483046

Room-Bed: QI007-A
Visit: QH0054940416

Patient Notes - Continued



Lyons, Kathleen A

Facility: Queen of the Valley Hospital **Location:** Q 1 Intensive Care Unit
61 F 07/13/1961 **Med Rec Num:** MR01483046

Room-Bed: QI007-A
Visit: QH0054940416

Patient Notes - Continued

1
Location: 11/27/22 RIGHT EAR

Wound#3

[

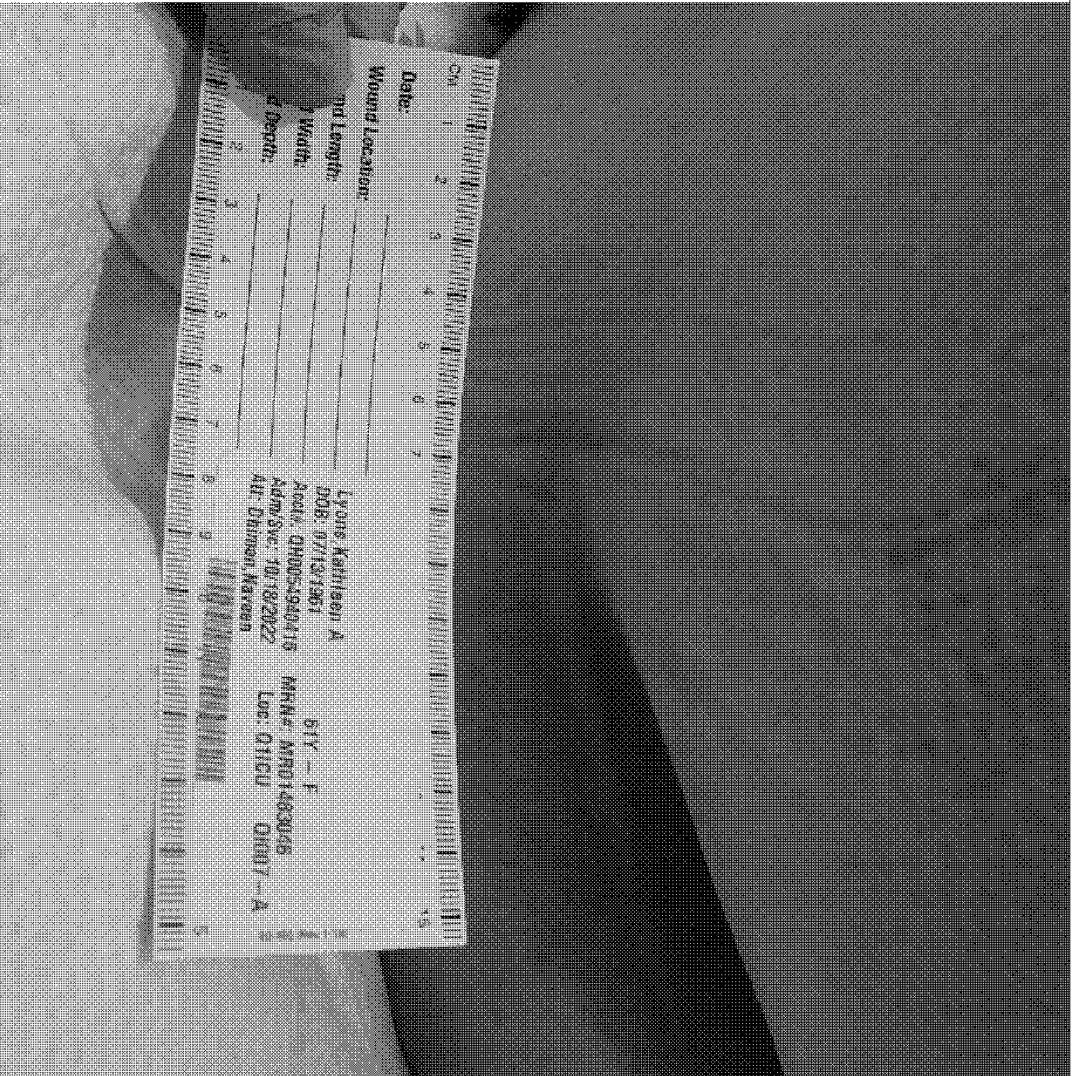


Lyons, Kathleen A

Facility: Queen of the Valley Hospital **Location:** Q 1 Intensive Care Unit
61 F 07/13/1961 **Med Rec Num:** MR01483046

Room-Bed: QI007-A
Visit: QH0054940416

Patient Notes - Continued



Lyons, Kathleen A

Facility: Queen of the Valley Hospital **Location:** Q 1 Intensive Care Unit
61 F 07/13/1961 **Med Rec Num:** MR01483046

Room-Bed: QI007-A
Visit: QH0054940416


Patient Notes - Continued

1

Location: 11/27/22 BUTTOCKS

Wound #4

[



Lyons, Kathleen A

Facility: Queen of the Valley Hospital **Location:** Q 1 Intensive Care Unit
61 F 07/13/1961 **Med Rec Num:** MR01483046

Room-Bed: Q1007-A
Visit: QH0054940416

Patient Notes - Continued



Lyons, Kathleen A

Facility: Queen of the Valley Hospital **Location:** Q 1 Intensive Care Unit
61 F 07/13/1961 **Med Rec Num:** MR01483046

Room-Bed: QI007-A

Visit: QH0054940416

Patient Notes - Continued

1
Location: 11/27/22 BILATERAL HEELS

Initialized on 11/28/22 04:22 - END OF NOTE

11/28/22 00:31 Nurse Note by Benson, Jessica A
0025 One Legacy Elsie called to follow up on patient's status, she was given updates along with vitals and most recent labs.

Initialized on 11/28/22 00:31 - END OF NOTE

11/28/22 10:09 Palliative Care Note by Westra, Jeffrey
Palliative Care follow up documentation. X22530

Chart reviewed. Patient had a change of condition last week and no longer has gag reflex. Called patient's sister, Mary Ellen and she conferenced her brother, Guy, on the call. Patient's condition discussed. They were aware of her change in condition but are frustrated as to lack of answers. They are aware that there is a possibility of brain death but no one can state it definitively. They received a call from One Legacy on Friday and were told that if she is declared brain dead that she would be a donor and they were not given a choice. Patient's brother states that patient registered as a donor in 2014, however, completed a directive in 2019 naming her sister, Mary Ellen, as her agent with the authority to make decisions as to organ donation. Patient's siblings adamantly refused organ donation and for One Legacy to be involved with her sister's case. They expressed disappointment in One Legacy and in the overall care of their sister at Queen of the Valley. Patient's brother stated that they were "going to lawyer up".

Patient has brain flow study completed on 11/27 showing consistent with brain death, however, per Dr Sandhu, the patient is currently breathing over the ventilator.

Patient's family stated, they are not interested in comfort care. Information provided to them if a patient is found to be brain dead and hospital policy and state of California policy.

Plan of care discussed with Dr Sandhu and Dr Lau. Called and left voicemail for Risk Management. Dr Sandhu and Dr Lau called patient's

Lyons, Kathleen A

Facility: Queen of the Valley Hospital **Location:** Q 1 Intensive Care Unit
61 F 07/13/1961 **Med Rec Num:** MR01483046

Room-Bed: QI007-A
Visit: QH0054940416

Patient Notes - Continued

family as well.

Palliative Care team to follow.

Initialized on 11/28/22 10:09 - END OF NOTE

11/28/22 10:25 Social Services Note by Travnitz,Christina Marie
SOCIAL SERVICES RECEIVED A CONSULT FOR "POWER OF ATTORNEY PAPERWORK IS INSIDE THE PT'S CHART". LCSW CONDUCTED CHART REVIEW AND OBSERVED NURSE PLACED THE DOCUMENTS INTO PT'S CHART. THERE ARE NO ADDITIONAL NEEDS AT THIS TIME. SOCIAL SERVICES TO REMAIN AVAILABLE AS NEEDED.

Initialized on 11/28/22 10:25 - END OF NOTE

11/28/22 16:02 Social Services Note by Travnitz,Christina Marie
LCSW CALLED PT'S NURSE TO RECEIVE AN UPDATE ON PT'S STATUS. FAMILY VISITS REGULARLY. NO SOCIAL SERVICE NEEDS AT THIS TIME. SOCIAL SERVICES TO REMAIN AVAILABLE AS NEEDED.

Initialized on 11/28/22 16:02 - END OF NOTE

11/28/22 18:54 Nurse Note by Gorrela,Uma
0930: DR. SANDHU AND DR. LAU AT THE BEDSIDE, DR. SANDHU FOUND THE PATIENT BREATHING OVER THE SET RATE ON THE VENTILATOR. DR. SANDHU AND DR. LAU DISCUSSED TOGETHER AT THE BEDSIDE AND CONTACTED THE FAMILY THAT THE PATIENT IS NOT DECLARED BRAIN DEATH YET DUE TO SOME BRAIN STEM FUNCTION (BREATHING OVER THE VENT). DR. LAU CONTACTED NEUROLOGY DR. CLAUDIA SANCHEZ TO EVALUATE THE PATIENT.
ACCORDING TO DR. LAU, PATIENT'S SISTER AND HER BROTHER ARE VERY UPSET WITH ONE LEGACY AND WOULD NOT WANT PATIENT'S ORGANS TO BE HARVESTED WHETHER BRAIN DEAD OR NOT. DR.LAU SPOKE WITH

Initialized on 11/28/22 18:54 - END OF NOTE

Lyons, Kathleen A

Facility: Queen of the Valley Hospital **Location:** Q 1 Intensive Care Unit
61 F 07/13/1961 **Med Rec Num:** MR01483046

Room-Bed: QI007-A
Visit: QH0054940416

Patient Notes - Continued

11/29/22 07:57 Nurse Note by Gorrela,Uma
0755: NOTIFIED CRITICAL HIGH SODIUM TO DR. GALLEGO, RECEIVED ORDERS FOR FREE WATER FLUSH 250 CC Q6H, DESMOPRESSIN INCREASED TO BID, PEG TUBE FEED DECREASED TO 20 ML/HR, ORDERS PLACED AND CARRIED

Initialized on 11/29/22 07:57 - END OF NOTE

11/29/22 11:44 Care Manager by Giannini,Mabel Tan
Assessment Day 42

Attending: Dr. Lau

Location: ICU

Insurance: BLC20

Oxygen: FIO2 35% via trach

Cm rounded on unit and spoke with PCN

11/23/22: Right frontal VP shunt placement

10/26/22: right frontal endoscopic transventricular resection colloid cyst and EVD drain

PCN charge reports patient's pupils fixed and dilated

Per chart review-One Legacy reached out to family and Patient's sister DPOA Mary Ellen doesn't want organ donation or comfort measures

Nuclear brain flow study without evidence of intracranial blood flow. Continues to overbreath ventilator despite otherwise limited brainstem function.

CM spoke with Dr. Lau regarding patient condition and plan of care. Patient to stay at Queen of Valley Hospital and no plan for LTACH transfer considering current status.

CM notified Colleen Kindred CM about LTACH on hold for now.

CM available as needed

Initialized on 11/29/22 11:44 - END OF NOTE

11/29/22 15:48 Nurse Note by Gorrela,Uma

Lyons, Kathleen A

Facility: Queen of the Valley Hospital **Location:** Q 1 Intensive Care Unit
61 F 07/13/1961 **Med Rec Num:** MR01483046

Room-Bed: QI007-A
Visit: QH0054940416

Patient Notes - Continued

PATIENT ON BAIR HUGGER WARMER FOR LOW TEMPERATURE

Initialized on 11/29/22 15:48 - END OF NOTE

11/29/22 17:22 Nurse Note by Gorrela,Uma
RECEIVED CRITICAL HIGH SODIUM 166, PAGED DR. MOGUDHAM ONCALL FOR DR. GALLEGO AT 1705

Initialized on 11/29/22 17:22 - END OF NOTE

11/29/22 18:30 Nurse Note by Gorrela,Uma
1740: BEDSIDE BG 59 MG/DL, DEXTROSE 50% GIVEN PER PROTOCOL AT 1745, PAGED DR. GUELA FOR CRITICAL LOW BG AT 1745
.RECHECKED AT 1800 BG 149 MG/DL
1810: DR. GUELA CALLED ICU, NOTIFIED BG 59 MG/DL AND RECHECK BG 149 MG/DL, ORDERS RECEIVED FOR NPH AND UPDATED ON
EMAR

Initialized on 11/29/22 18:30 - END OF NOTE

11/29/22 18:35 Nurse Note by Gorrela,Uma
1800: PAGED AGAIN DR. MOGUDHAM ONCALL FOR DR. GEULA FOR NA 166 , CALL AWAITING

Initialized on 11/29/22 18:35 - END OF NOTE

11/29/22 19:15 (created 11/30/22 01:33) Respiratory Note by Umali,Gerald
PT RECEIVED ON VENT WITH SETTINGS AC16, VT400, FIO2 35%, PEEP5. VENT CHECKED, ALARMS ON AND AUDIBLE.

Initialized on 11/30/22 01:33 - END OF NOTE

Lyons, Kathleen A

Facility: Queen of the Valley Hospital **Location:** Q 1 Intensive Care Unit
61 F 07/13/1961 **Med Rec Num:** MR01483046

Room-Bed: QI007-A
Visit: QH0054940416

Patient Notes - Continued

11/29/22 19:15 (created 11/30/22 01:42) Respiratory Note by Umali, Gerald
PT RECEIVED ON VENT WITH SETTINGS AC18, VT 405, FIO2 35%, PEEP5. VENT CHECKED, ALARMS ON AND AUDIBLE.

Initialized on 11/30/22 01:42 - END OF NOTE

11/29/22 19:21 Nurse Note by Gorrela, Uma
REPORT GIVEN TO XAVIER RN FOR THE CONTINUITY OF CARE

Initialized on 11/29/22 19:21 - END OF NOTE

11/30/22 09:00 (created 11/30/22 09:02) Nurse Note by Malaca, Jessalje
Dr Gallego is here and notified of Serum Ns=167 and patient has been having high gastric residual from GT. MD states he will look at the lab results and meds.

Initialized on 11/30/22 09:02 - END OF NOTE

11/30/22 13:12 Nurse Note by Malaca, Jessalje
Dr Lau had a long talk with patient's sister Mary Ellen and brother Guy regarding patient's condition. After talking to the family, MD states that we're capping all treatments at this time. MD gave order to keep Levophed drip at current rate on 0.04mcg/kg/min, no need to increase rate if SBP<90 but may decrease per protocol and no need to add another vasopressors if SBP<90.

Initialized on 11/30/22 13:12 - END OF NOTE

11/30/22 14:58 Nurse Note by Malaca, Jessalje
Received a critical Serum Na=166. Patient's serum Na in AM was 167, Dr Gallego started her on IVF D5 W at 50ml/hr and Dr Lau ordered to keep current treatments no new medications to be given. Will continue to monitor patient.

Initialized on 11/30/22 14:58 - END OF NOTE

Lyons, Kathleen A

Facility: Queen of the Valley Hospital **Location:** Q 1 Intensive Care Unit
61 F 07/13/1961 **Med Rec Num:** MR01483046

Room-Bed: QI007-A
Visit: QH0054940416

Patient Notes - Continued

11/30/22 21:00 (created 12/01/22 01:17) Nurse Note by Lamparero, Henry
PT. FEEDING RESIDUAL 350 ML PT. NOT TOLERATING WILL HOLD FEEDING FOR NOW.

Initialized on 12/01/22 01:17 - END OF NOTE

12/01/22 07:05 (created 12/01/22 12:01) Nurse Note by Ramos, Jessica
ASSUMED CARE, RECEIVED REPORT FROM HENRY RN. PATIENT REMAINS COMATOSE, NEURO STATUS UNCHANGED. PUPILS FIXED/
DILATED, NO GAG/COUGH, NO CORNEAL REFLEX, AND ALL EXTREMITIES FLACCID. TRACH TO VENT, AC 16, TV 400, FI02 30%, PEEP 5,
TOLERATING WITH NO S/S OF DISTRESS NOTED AT THIS TIME. SBP 60-70'S, RECEIVED PATIENT ON LEVOPHED AT 0.04 MCG/KG/MIN.
PER DR LAU'S ORDER, LEVOPHED CAPPED AT 0.04. ALL LINES PATENT AND INTACT. SAFETY MAINTAINED. WILL CONTINUE TO MONITOR.

Initialized on 12/01/22 12:01 - END OF NOTE

12/01/22 08:45 (created 12/01/22 12:10) Nurse Note by Ramos, Jessica
DR LAU HERE SEEING PATIENT AT THIS TIME. MD UPDATED ON CURRENT CONDITION. NO NEW ORDERS AT THIS TIME.

Initialized on 12/01/22 12:10 - END OF NOTE

12/01/22 12:00 (created 12/01/22 12:29) Nurse Note by Ramos, Jessica
DR GALLEGO HERE SEEING PATIENT AT THIS TIME. MD UPDATED ON CURRENT CONDITION. MD MADE AWARE PATIENT NO LONGER
MAKING URINE. PER MD, CONTINUE DDVAP. NO NEW ORDERS AT THIS TIME.

Initialized on 12/01/22 12:29 - END OF NOTE

12/01/22 13:43 Nurse Note by Ramos, Jessica
DR SANDHU HERE SEEING PATIENT AT THIS TIME. MD UPDATED ON CURRENT CONDITION. MD TO CALL SISTER MARY ELLEN WITH
UPDATES. NO NEW ORDERS AT THIS TIME.

Lyons, Kathleen A

Facility: Queen of the Valley Hospital **Location:** Q 1 Intensive Care Unit
61 F 07/13/1961 **Med Rec Num:** MR01483046

Room-Bed: QI007-A
Visit: QH0054940416

Patient Notes - Continued

Initialized on 12/01/22 13:43 - END OF NOTE

12/01/22 18:10 Nurse Note by Ramos, Jessica
SPOKE WITH MARY ELLEN SISTER AND UPDATED HER ON CURRENT CONDITION AND SBP IN THE 50-60'S. ALL QUESTIONS AND CONCERNS ADDRESSED.

Initialized on 12/01/22 18:10 - END OF NOTE

12/01/22 20:00 (created 12/02/22 06:27) Nurse Note by Lamparero, Henry
RECEIVED PT. FROM JESSICA RN. ON COMATOSE STATE, NO GAG REFLEX, PUPIL 5MM FIXED DILATED ON TRACH TO VENT AC=16, TV=400, FIO2=35% PEEP=5, SAT=99% PT. DNR FULL TREATMENT MADE COMFORTABLE ON CONTINUOUS MONITORING.

Initialized on 12/02/22 06:27 - END OF NOTE

12/02/22 04:55 (created 12/02/22 06:41) Nurse Note by Lamparero, Henry
PT. SBP=37/28, HR=25, ON PEA PT. DNR.

Initialized on 12/02/22 06:41 - END OF NOTE

12/02/22 05:05 (created 12/02/22 06:40) Nurse Note by Lamparero, Henry

Emanate Health
Queen of the Valley Hospital
Pronouncement of Death

Patient Name: Lyons, Kathleen A

Lyons, Kathleen A

Facility: Queen of the Valley Hospital **Location:** Q 1 Intensive Care Unit
61 F 07/13/1961 **Med Rec Num:** MR01483046

Room-Bed: QI007-A

Visit: QH0054940416

Patient Notes - Continued

Date of Birth: 07/13/1961

Account Number: QH0054940416

Medical Record Number: MR01483046

Attending Physician: TSANG LAU, DO

Date: 12/02/22 05:05

Location/Room: Q 1 Intensive Care Unit / QI007

Patient absence of response to all stimuli, pupils non-reactive, absence of spontaneous respirations, absence of audible heart tones and palpable pulses, and absence of blood pressure. See expiration summary and Notice of Death form (#40-188) for more details.

Initialized on 12/02/22 06:40 - END OF NOTE

12/02/22 05:25 (created 12/02/22 06:45) Nurse Note by Lamparero, Henry
ONE LEGACY WAS INFORM ABLE TO SPEAK WITH RIA GAVE DONOR # R2211-05820 NEXT OF KIN MARY ELLEN LYONS WAS INFORMED.

Initialized on 12/02/22 06:45 - END OF NOTE

12/02/22 05:50 (created 12/02/22 05:57) Nurse Note by Lamparero, Henry
DR. ONYEKWULIJE WAS INFORM OF PT. DEATH AND ASK ABOUT WHO GONNA SIGN THE DEATH CERTIFICATE SHE INFORM ME THAT PRIMARY MD WILL SIGN THE DEATH CERTIFICATE WHICH DR. LAU.

Initialized on 12/02/22 05:57 - END OF NOTE

12/02/22 06:25 (created 12/02/22 07:32) Nurse Note by Lamparero, Henry
CORONER OFFICE WAS INFORM SPOKE WITH VARGAS WHICH DECLINED THE CASE.

Initialized on 12/02/22 07:32 - END OF NOTE

Iyons, Kathleen A

Facility: Queen of the Valley Hospital **Location:** Q 1 Intensive Care Unit
 61 F 07/13/1961 **Med Rec Num:** MR01483046

Room-Bed: QI007-A
Visit: QH0054940416

Patient Notes - Continued

12/02/22 09:40 Nurse Note by Ramos, Jessica
 SPOKE WITH DR LAU AND SHE STATED SHE WILL SIGN THE DEATH CERTIFICATE.

Initialized on 12/02/22 09:40 - END OF NOTE

12/02/22 12:41 Palliative Care Note by Westra, Jeffrey
 Patient expired 12/2/22.

Initialized on 12/02/22 12:41 - END OF NOTE

User Key

Alt Identifier	Mnemonic	Provider / Signature	Provider Type
AA	ARBAAMY	Amy Arballo	Respiratory Care Practitioner
AC	CORDALV	Alvaro Cordero	Respiratory Care Practitioner
AC(2)	COUCAND	Andrew Couch	Chaplain
AHA	ADAMALE	Alexis Adams	Registered Dietitian
AIC	CONDATD	Aida Conde	Certified Nursing Assistant
ALL	RAMALMA	Alma Ramos	Care Manager
AV	VENTART	Arturo Ventura	Registered Nurse
AZ	ZUNIANT	Antonio Zuniga	Respiratory Care Practitioner
BAC	COCHBAK	Bakari Cochran	Respiratory Care Practitioner
BG	GODBRIA	Briana Godinez	Respiratory Care Practitioner
BIE	ENRIBRE	Brenda Enriquez	Respiratory Care Practitioner
BM	MUNOBRI	Brianna Munoz	Registered Nurse
BP	PILCBEK	Bekezela Pilch	Registered Nurse
CBL	BANSCRI	Cristelle Llamas	Registered Nurse
CMS	SAN_CHE	Cherry San Juan	Registered Nurse

Lyons, Kathleen A

Facility: Queen of the Valley Hospital Location: Q 1 Intensive Care Unit
61 F 07/13/1961 Med Rec Num: MR01483046

Room-Bed: QI007-A

Visit: QH0054940416

User Key - Continued

CO	ORDACRI	Cristina Ordanza	Registered Nurse
CSD	DEANCHR	Christine Dean	Respiratory Care Practitioner
DM	MALADAN	Daniel Malaver	Chaplain
EC	CONTELS	Elsa Contreras	Registered Nurse
EH	HOLGELIO	Eloisa Holguin	Certified Nursing Assistant
EM	MARTERI	Erika Martinez	Respiratory Care Practitioner
ES	SALCELI	Elizabeth Salcedo	Respiratory Care Practitioner
GH	HONGGRA	Grace Hong	Registered Nurse
GS	SALAGEO	George Salagan	Respiratory Care Practitioner
GU	UMALGER	Gerald Umali	Respiratory Care Practitioner
HL	LAMPHEN	Henry Lamparero	Registered Nurse
HM	MAKHEL	Helen Mak	Registered Nurse
HR	RIVEHEI	Heldi Rivera	Registered Nurse
HR(2)	RODRHEL	Helen Rodriguez	Respiratory Care Practitioner
JAB	BENSJES	Jessica Benson	Registered Nurse
JAM	MARTJUA	Juan Martinez	Respiratory Care Practitioner
JCB	BENEJUD	Jude Benedicto	Respiratory Care Practitioner
JD	DEVEJUS	JUSTIN DEVERA	Registered Nurse
JDM	MONDIYR	Jyrell Mondares	Registered Nurse
JEG	GARCJUA	Juan Garcia	Registered Nurse
JLC	CAUSJAM	James Causey	Respiratory Care Practitioner
JLM	MORAJAY	Jaymie Morada	Registered Nurse
JM	FERRJES	Jessalie Malaca	Registered Nurse
JMV	RAMJDOA	Joann Vandemark	Registered Nurse
JR	RAMOJES	Jessica Ramos	Registered Nurse
JT	TANJEN	Jennifer Tan	Respiratory Care Practitioner
JU	UDESJAY	Jay Bhavin Udeshi	Registered Nurse
JV	VARGJUA	Juan Vargas	Respiratory Care Practitioner
JW	WESTJEF	Jeffrey Westra	Registered Nurse
KC	CHOWKRI	Kristin Chow	Registered Nurse
KGS	SANKKAR	Karla Sankits	Respiratory Care Practitioner
	KIMHYEW	Hyewoon Kim	Respiratory Care Practitioner
KL	LOPEKAM	Kamille Lopez	Registered Nurse
KS	SMITKHA	Khaleah Smith	Respiratory Care Practitioner
KTL	LAMTHOA	Thoa-Kim Lam	Registered Nurse
KV	VANGKAI	Karli VanGunst	Registered Dietitian

Lyons, Kathleen A
Facility: Queen of the Valley Hospital **Location:** Q 1 Intensive Care Unit
 61 F 07/13/1961 **Med Rec Num:** MR01483046

Room-Bed: QI007-A
Visit: QH0054940416

User Key - Continued

LE	ESTRLIN	Linda Estrada	Respiratory Care Practitioner
LH	HERNLEN	Lena Hernandez	Registered Nurse
LM	MUHLIND	Linda Muh	Registered Nurse
LO	OANDIAL	Lalaine Oandasan	Registered Nurse
LS	SHUBLEA	Leah Shubin, RD	Registered Dietitian
LZ	ZERMLAU	Laura M Zermeno, RN	Registered Nurse
MA	APAMARY	Mary Jurem Apa	Registered Nurse
MC	CAMARIA	Maria Castro	Respiratory Care Practitioner
MCC	CRUZMARQ	Marquise Cruz	Respiratory Care Practitioner
ML	LOPEZNI	Monica Lopez	Registered Nurse
ML(2)	LIMMICH	Michelle Lim	Registered Nurse
MN	NGUMICH	Michael Nguyen	Registered Nurse
MR	RONQMIC	Michelle Ronquillo	Registered Dietitian
MT	TONGMAL	Malina Tong	Registered Nurse
NC	CASAJNA	Naomi Casaje	Registered Nurse
QL	LIQING	Qing Li	Respiratory Care Practitioner
RC	CAMIRAC	Rachelle Caminar	Certified Nursing Assistant
RCD	RCD.REG3	RCD #3 QVH	Respiratory Care Practitioner
RD	DONSRUT	Ruth Donske	Registered Nurse
REG	NSC.TRN131	CVMC RN 131	Registered Nurse
REG(2)	NSC.TRN110	CVMC RN 110	Registered Nurse
REG(3)	NSC.TRN101	CVMC RN 101	Registered Nurse
REG(4)	NSC.TRN106	CVMC RN 106	Registered Nurse
REG(5)	NSC.TRN16	CVMC RN 16	Registered Nurse
SAV	VILLET	Seth Villela	Registered Nurse
SK	KARKSAM	Samikshya Kar ki Thapa	Registered Nurse
SL	LESHARI	Shari Levy	Registered Nurse
SMF	FALLSTE	Stephanie Falla	Respiratory Care Practitioner
SSC	CABASHA	Sharon Cabana	Registered Nurse
ST	THOMSON	Sonya Thomas	Registered Nurse
SZC	CHENSHI	Shiping Chen	Respiratory Care Practitioner
TE	EARWTAM	Tammy Earwood	Respiratory Care Practitioner
TMG	GALVTER	Teresa Galvan	Certified Nursing Assistant
TPS	SANTTRE	Trey Santiago	Certified Nursing Assistant
	TRUOLIN	Linhmy Truong	Respiratory Care Practitioner
TT	TANGTER	Terrance Tang, RD	Registered Dietitian

Lyons, Kathleen A

Facility: Queen of the Valley Hospital **Location:** Q 1 Intensive Care Unit
61 F 07/13/1961 **Med Rec Num:** MR01483046

Room-Bed: QI007-A
Visit: QH0054940416

User Key - Continued

UG	GORRUMA	Uma Gorrela	Registered Nurse
VS	SARAVR	Veronica Saravia	Certified Nursing Assistant
XD	DOMIXAV	Xavier Dominguez	Registered Nurse
YD	DEMOYVE	Yvette Demont	Certified Nursing Assistant
	YIPRAN	Randy Yip	Registered Nurse