

Pulse Rhythm	Regular	10/30/22 08:00
Pulse Strength	Normal	10/30/22 08:00
Respiratory Rate	16	10/30/22 10:15
Respiratory Effort		10/30/22 08:00
Respiratory Depth	Normal	10/30/22 08:00
Respiratory Pattern		10/30/22 08:00
Blood Pressure	111/50 L	10/30/22 10:15
Blood Pressure Mean	70	10/30/22 10:15
Blood Pressure Location	Left Arm	10/29/22 06:00
Pulse Oximetry	99	10/30/22 10:15
O2 Delivery		10/30/22 07:00
FI02	30	10/30/22 08:00
Sepsis Action Taken by Nursing	No Action Required	10/30/22 08:00

Objective Data

Labs

CBC & Chem 7:

11.8H# 11.5 210
 35.4

10/30/22 05:30

144 113H 14 316H
4.2 24 0.95

10/30/22 05:30

Labs:

Laboratory Results - last 24 hr

	10/29/22 10:51	10/29/22 11:54	10/29/22 16:15
WBC			
RBC			
Hgb			
Hct			
MCV			
MCH			
MCHC			
RDW Coeff of Var			
Plt Count			
MPV			
Neut % (Auto)			
Lymph % (Auto)			
Mono % (Auto)			
Eos % (Auto)			
Baso % (Auto)			
Neut # (Auto)			

Emanate Health Queen of the Valley Hospital

Patient: Lyons, Kathleen A **Date of Birth:** 07/13/1961

Med/Rec Number: MR01483046 **Account Number:** QH0054940416 **Endocrinology Progress Note**

Lymph # (Auto)			
Mono # (Auto)			
Eos # (Auto)			
Baso # (Auto)			
Sodium	142		
Potassium	4.1		
Chloride	113 H		
Carbon Dioxide	20		
Anion Gap	13		
BUN	17		
Creatinine	0.85		
Estimated GFR	> 60		
Glucose	257 H		
POC Glucose		210 H	192 H
Calcium	8.6		
Magnesium			
Total Bilirubin			
AST			
ALT			
Alkaline Phosphatase			
Serum Total Protein			
Albumin			

	10/29/22 17:10	10/29/22 19:49	10/29/22 23:51
WBC			
RBC			
Hgb			
Hct			
MCV			
MCH			
MCHC			
RDW Coeff of Var			
Plt Count			
MPV			
Neut % (Auto)			
Lymph % (Auto)			
Mono % (Auto)			
Eos % (Auto)			
Baso % (Auto)			
Neut # (Auto)			
Lymph # (Auto)			
Mono # (Auto)			
Eos # (Auto)			
Baso # (Auto)			
Sodium	141		
Potassium	4.4		
Chloride	114 H		
Carbon Dioxide	21		
Anion Gap	10		

Emanate Health Queen of the Valley Hospital

Patient: Lyons, Kathleen A **Date of Birth:** 07/13/1961

Med/Rec Number: MR01483046 **Account Number:** QH0054940416 **Endocrinology Progress Note**

BUN	15		
Creatinine	0.80		
Estimated GFR	> 60		
Glucose	298 H		
POC Glucose		225 H	293 H
Calcium	8.4		
Magnesium			
Total Bilirubin			
AST			
ALT			
Alkaline Phosphatase			
Serum Total Protein			
Albumin			

	10/30/22 01:23	10/30/22 03:41	10/30/22 05:30
WBC			11.8 H D
RBC			3.9
Hgb			11.5
Hct			35.4
MCV			91.8
MCH			29.9
MCHC			32.6 L
RDW Coeff of Var			14.6
Plt Count			210
MPV			9.3
Neut % (Auto)			65.7
Lymph % (Auto)			23.9
Mono % (Auto)			7.1
Eos % (Auto)			3.1
Baso % (Auto)			0.2
Neut # (Auto)			7.8 H
Lymph # (Auto)			2.8
Mono # (Auto)			0.8 H
Eos # (Auto)			0.4 H
Baso # (Auto)			0.00 L
Sodium	141		
Potassium	4.3		
Chloride	113 H		
Carbon Dioxide	23		
Anion Gap	9		
BUN	14		
Creatinine	0.86		
Estimated GFR	> 60		
Glucose	326 H		
POC Glucose		259 H	
Calcium	8.5		
Magnesium			
Total Bilirubin			
AST			

Emanate Health Queen of the Valley Hospital

Patient: Lyons, Kathleen A Date of Birth: 07/13/1961

Med/Rec Number: MR01483046 Account Number: QH0054940416 Endocrinology Progress Note

ALT			
Alkaline Phosphatase			
Serum Total Protein			
Albumin			

	10/30/22 05:30	10/30/22 08:21
WBC		
RBC		
Hgb		
Hct		
MCV		
MCH		
MCHC		
RDW Coeff of Var		
Plt Count		
MPV		
Neut % (Auto)		
Lymph % (Auto)		
Mono % (Auto)		
Eos % (Auto)		
Baso % (Auto)		
Neut # (Auto)		
Lymph # (Auto)		
Mono # (Auto)		
Eos # (Auto)		
Baso # (Auto)		
Sodium	144	
Potassium	4.2	
Chloride	113 H	
Carbon Dioxide	24	
Anion Gap	11	
BUN	14	
Creatinine	0.95	
Estimated GFR	60	
Glucose	316 H	
POC Glucose		230 H
Calcium	9.2	
Magnesium	1.8	
Total Bilirubin	0.3	
AST	19	
ALT	16	
Alkaline Phosphatase	96	
Serum Total Protein	6.4	
Albumin	3.7	

Documented By: Geula, Arsalan M.D.

Emanate Health Queen of the Valley Hospital

Patient: Lyons, Kathleen A **Date of Birth:** 07/13/1961

Med/Rec Number: MR01483046 **Account Number:** QH0054940416 **Endocrinology Progress Note**

Signed By:

<Electronically signed by Arsalan Geula M.D.>

10/30/22 1129

Emanate Health
Queen of the Valley Hospital
1115 S. Sunset Ave
West Covina, CA 91790

Critical Care - Progress Note

Patient: Lyons, Kathleen A
Med/Rec Number: MR01483046
Account Number: QH0054940416
Date of Birth: 07/13/1961

Rpt Mne: PE.PNCC2
Rpt Num: 1030-00187
Prov Mne: ABIDMOU
Cosign Mne:
Note Started: 10/30/22 1000

Provider:
Abidali, Moustapha D.O.

Date: 10/30/22

cc:

Assessment and Plan

Assessment and plan

(1) Colloid cyst of third ventricle:
Status: Acute
Category: Medical

Plan

10/29. Patient remains on mechanical ventilation off all sedation. Able to squeeze the right hand with command. Unable to open her eyes.
10/30 remains mechanical ventilation off sedation EVD placed no change in neuro status

Acute hypoxic respiratory failure
Obstructive hydrocephalus due to cholestasis status post resection
Intraventricular hemorrhage with midbrain hemorrhage
Hyponatremia
Diabetes type 2

Planning for repeat CT head tomorrow
Continue mechanical ventilation support , likely need a tracheostomy
CT head reviewed
Daily CPAP trial
Currently off all sedation
Systolic blood pressure less than 140 Cardene/labetalol p.r.n.
Neuro check
Continue Accu-Chek insulin sliding scale
CT head reviewed
Postop care per Neurosurgery and management EVD
DVT prophylaxis with SCDs
GI prophylaxis
Prognosis guarded will need a long-term recovery
Total Critical Care Time: 35
Attestation: The patient's condition required urgent complex decision-making to assess and prevent vital organ system failure. In order to prevent imminent or life threatening deterioration in the

patient's condition, management required frequent reassessment of the clinical status at bedside, of vital signs, and response to interventions. The time involved in the performance of separately reportable procedures was not counted toward critical care time. Systems at risk: respiratory brain

Vital Signs

Vital Signs

Last Vital Signs:

Temperature	98.7 F	10/30/22 04:00
Temperature Source	Oral	10/30/22 04:00
Pulse Rate	61	10/30/22 09:45
Pulse Rhythm	Regular	10/30/22 08:00
Pulse Strength	Normal	10/30/22 08:00
Respiratory Rate	16	10/30/22 09:45
Respiratory Effort		10/30/22 08:00
Respiratory Depth	Normal	10/30/22 08:00
Respiratory Pattern		10/30/22 08:00
Blood Pressure	112/48 L	10/30/22 09:45
Blood Pressure Mean	69	10/30/22 09:45
Blood Pressure Location	Left Arm	10/29/22 06:00
Pulse Oximetry	99	10/30/22 09:45
O2 Delivery		10/30/22 07:00
FIO2	30	10/30/22 08:00
Sepsis Action Taken by Nursing	No Action Required	10/30/22 08:00

Exam

Narrative: Exam Narrative:
Exam Narrative:
General: Intubated orally
ENT: Eyes are normal to inspection. MMM . PERRL dressing overhead EVD
Neck: Normal inspection. Full range of motion.
Respiratory: No respiratory distress. Breath sounds normal bilaterally. No rhonchi, wheezes, or crackles present.
Cardiovascular: Regular rate and rhythm. S1S2 present.
Abdomen: The abdomen is soft and non-tender, non-distended. Active bowel sounds present.
Neuro: Intubated off sedation left thigh 5 millimeters very sluggish to reactive to light right eye 1 millimeter reactive to light. Withdraws to painful stimuli on the left leg only. Does not follow commands

Objective

Labs

CBC & Chem 7:

10/30/22 05:30

Emanate Health Queen of the Valley Hospital

Patient: Lyons, Kathleen A Date of Birth: 07/13/1961

Med/Rec Number: MR01483046 Account Number: QH0054940416 Critical Care - Progress Note

11.8H# 11.5
 35.4 210

10/30/22 05:30

144 113H 14 316H
4.2 24 0.95

Labs:

Laboratory Results - last 24 hr

	10/29/22 10:11	10/29/22 10:51	10/29/22 11:54
WBC			
RBC			
Hgb			
Hct			
MCV			
MCH			
MCHC			
RDW Coeff of Var			
Plt Count			
MPV			
Neut % (Auto)			
Lymph % (Auto)			
Mono % (Auto)			
Eos % (Auto)			
Baso % (Auto)			
Neut # (Auto)			
Lymph # (Auto)			
Mono # (Auto)			
Eos # (Auto)			
Baso # (Auto)			
Sodium		142	
Potassium		4.1	
Chloride		113 H	
Carbon Dioxide		20	
Anion Gap		13	
BUN		17	
Creatinine		0.85	
Estimated GFR		> 60	
Glucose		257 H	
POC Glucose	202 H		210 H
Calcium		8.6	
Magnesium			
Total Bilirubin			
AST			
ALT			
Alkaline Phosphatase			
Serum Total Protein			
Albumin			

Emanate Health Queen of the Valley Hospital

Patient: Lyons, Kathleen A **Date of Birth:** 07/13/1961

Med/Rec Number: MR01483046 **Account Number:** QH0054940416 **Critical Care - Progress Note**

	10/29/22 16:15	10/29/22 17:10	10/29/22 19:49
WBC			
RBC			
Hgb			
Hct			
MCV			
MCH			
MCHC			
RDW Coeff of Var			
Plt Count			
MPV			
Neut % (Auto)			
Lymph % (Auto)			
Mono % (Auto)			
Eos % (Auto)			
Baso % (Auto)			
Neut # (Auto)			
Lymph # (Auto)			
Mono # (Auto)			
Eos # (Auto)			
Baso # (Auto)			
Sodium		141	
Potassium		4.4	
Chloride		114 H	
Carbon Dioxide		21	
Anion Gap		10	
BUN		15	
Creatinine		0.80	
Estimated GFR		> 60	
Glucose		298 H	
POC Glucose	192 H		225 H
Calcium		8.4	
Magnesium			
Total Bilirubin			
AST			
ALT			
Alkaline Phosphatase			
Serum Total Protein			
Albumin			

	10/29/22 23:51	10/30/22 01:23	10/30/22 03:41
WBC			
RBC			
Hgb			
Hct			
MCV			
MCH			

Emanate Health Queen of the Valley Hospital

Patient: Lyons, Kathleen A **Date of Birth:** 07/13/1961

Med/Rec Number: MR01483046 **Account Number:** QH0054940416 **Critical Care - Progress Note**

MCHC			
RDW Coeff of Var			
Plt Count			
MPV			
Neut % (Auto)			
Lymph % (Auto)			
Mono % (Auto)			
Eos % (Auto)			
Baso % (Auto)			
Neut # (Auto)			
Lymph # (Auto)			
Mono # (Auto)			
Eos # (Auto)			
Baso # (Auto)			
Sodium		141	
Potassium		4.3	
Chloride		113 H	
Carbon Dioxide		23	
Anion Gap		9	
BUN		14	
Creatinine		0.86	
Estimated GFR		> 60	
Glucose		326 H	
POC Glucose	293 H		259 H
Calcium		8.5	
Magnesium			
Total Bilirubin			
AST			
ALT			
Alkaline Phosphatase			
Serum Total Protein			
Albumin			

	10/30/22 05:30	10/30/22 05:30	10/30/22 08:21
WBC	11.8 H D		
RBC	3.9		
Hgb	11.5		
Hct	35.4		
MCV	91.8		
MCH	29.9		
MCHC	32.6 L		
RDW Coeff of Var	14.6		
Plt Count	210		
MPV	9.3		
Neut % (Auto)	65.7		
Lymph % (Auto)	23.9		
Mono % (Auto)	7.1		
Eos % (Auto)	3.1		
Baso % (Auto)	0.2		

Emanate Health Queen of the Valley Hospital

Patient: Lyons, Kathleen A **Date of Birth:** 07/13/1961

Med/Rec Number: MR01483046 **Account Number:** QH0054940416 **Critical Care - Progress Note**

Neut # (Auto)	7.8 H		
Lymph # (Auto)	2.8		
Mono # (Auto)	0.8 H		
Eos # (Auto)	0.4 H		
Baso # (Auto)	0.00 L		
Sodium		144	
Potassium		4.2	
Chloride		113 H	
Carbon Dioxide		24	
Anion Gap		11	
BUN		14	
Creatinine		0.95	
Estimated GFR		60	
Glucose		316 H	
POC Glucose			230 H
Calcium		9.2	
Magnesium		1.8	
Total Bilirubin		0.3	
AST		19	
ALT		16	
Alkaline Phosphatase		96	
Serum Total Protein		6.4	
Albumin		3.7	

Documented By: Abidali, Moustapha D.O.

Signed By:
<Electronically signed by Moustapha Abidali D.O.>

10/30/22 1001

Emanate Health
Queen of the Valley Hospital
1115 S. Sunset Ave
West Covina, CA 91790

Neurosurgical Progress Note

Patient: Lyons, Kathleen A
Med/Rec Number: MR01483046
Account Number: QH0054940416
Date of Birth: 07/13/1961

Rpt Mne: P.PNNS
Rpt Num: 1029-00679
Prov Mne: GIBSIR
Cosign Mne:
Note Started: 10/29/22 1352

Provider:
Gibani, Siraj M M.D.

Date: 10/29/22

cc:

Assessment and Plan

Assessment and plan

(1) Colloid cyst of third ventricle:
Status: Acute
Category: Medical

Plan

61F w/ obstructive hydrocephalus, colloid cyst s/p endoscopic resection complicated by intraventricular hemorrhage
-Continue EVD open at 0
-Repeat CT head on Monday
-HOB at 30
-Maintain SBP 100-140
-Supportive care

Subjective

Subjective

Principal diagnosis: IRDM/HYPOTHYROID/RESP FAILURE
Interval history:
No overnight events. Patient following commands on the right.

Vital Signs

Vital Signs

Last Vital Signs:

Temperature	98.6 F	10/29/22 04:00
Temperature Source	Axillary	10/29/22 04:00
Pulse Rate	72	10/29/22 13:45
Pulse Rhythm	Regular	10/29/22 12:00
Pulse Strength	Normal	10/29/22 12:00
Respiratory Rate	18	10/29/22 13:45
Respiratory Effort		10/29/22 12:00
Respiratory Depth	Normal	10/29/22 12:00
Respiratory Pattern		10/29/22 12:00

Blood Pressure	142/50 H	10/29/22 13:30
Blood Pressure Mean	80	10/29/22 13:30
Blood Pressure Location	Left Arm	10/29/22 06:00
Pulse Oximetry	98	10/29/22 13:45
O2 Delivery		10/29/22 06:00
FIO2	30	10/29/22 12:00
Sepsis Action Taken by Nursing	No Action Required	10/29/22 08:00

Exam

Neuro: Other:
 Intubated
 No eye opening
 Left pupil 5 mm and sluggish
 Right pupil 2 mm and reactive
 Following commands in right UE/LE
 Trace withdrawal on left side

Objective Data

Labs

CBC & Chem 7:

15.8H# 11.5
 35.0 225

10/29/22 06:05

142 113H 17
 4.1 20 0.85 257H

10/29/22 10:51

Labs:

Laboratory Results - last 24 hr

	10/28/22 14:12	10/28/22 15:50	10/28/22 17:48
WBC			
RBC			
Hgb			
Hct			
MCV			
MCH			
MCHC			
RDW Coeff of Var			
Plt Count			
MPV			
Neut % (Auto)			
Lymph % (Auto)			
Mono % (Auto)			

Emanate Health Queen of the Valley Hospital

Patient: Lyons, Kathleen A **Date of Birth:** 07/13/1961

Med/Rec Number: MR01483046 **Account Number:** QH0054940416 **Neurosurgical Progress Note**

Eos % (Auto)			
Baso % (Auto)			
Neut # (Auto)			
Lymph # (Auto)			
Mono # (Auto)			
Eos # (Auto)			
Baso # (Auto)			
Sodium			
Potassium			
Chloride			
Carbon Dioxide			
Anion Gap			
BUN			
Creatinine			
Estimated GFR			
Glucose			
POC Glucose	149 H	147 H	133 H
Calcium			
Phosphorus			
Magnesium			

	10/28/22 20:04	10/28/22 22:02	10/29/22 00:25
WBC			
RBC			
Hgb			
Hct			
MCV			
MCH			
MCHC			
RDW Coeff of Var			
Plt Count			
MPV			
Neut % (Auto)			
Lymph % (Auto)			
Mono % (Auto)			
Eos % (Auto)			
Baso % (Auto)			
Neut # (Auto)			
Lymph # (Auto)			
Mono # (Auto)			
Eos # (Auto)			
Baso # (Auto)			
Sodium			
Potassium			
Chloride			
Carbon Dioxide			
Anion Gap			
BUN			
Creatinine			

Emanate Health Queen of the Valley Hospital

Patient: Lyons, Kathleen A **Date of Birth:** 07/13/1961

Med/Rec Number: MR01483046 **Account Number:** QH0054940416 **Neurosurgical Progress Note**

Estimated GFR			
Glucose			
POC Glucose	142 H	171 H	96
Calcium			
Phosphorus			
Magnesium			

	10/29/22 01:24	10/29/22 02:24	10/29/22 03:54
WBC			
RBC			
Hgb			
Hct			
MCV			
MCH			
MCHC			
RDW Coeff of Var			
Plt Count			
MPV			
Neut % (Auto)			
Lymph % (Auto)			
Mono % (Auto)			
Eos % (Auto)			
Baso % (Auto)			
Neut # (Auto)			
Lymph # (Auto)			
Mono # (Auto)			
Eos # (Auto)			
Baso # (Auto)			
Sodium	143		
Potassium	4.2		
Chloride	117 H		
Carbon Dioxide	19 L		
Anion Gap	11		
BUN	16		
Creatinine	0.85		
Estimated GFR	> 60		
Glucose	160 H		
POC Glucose		189 H	198 H
Calcium	8.6		
Phosphorus			
Magnesium			

	10/29/22 04:42	10/29/22 06:05	10/29/22 06:05
WBC		15.8 H D	
RBC		3.8 L	
Hgb		11.5	
Hct		35.0	
MCV		91.9	

Emanate Health Queen of the Valley Hospital

Patient: Lyons, Kathleen A **Date of Birth:** 07/13/1961

Med/Rec Number: MR01483046 **Account Number:** QH0054940416 **Neurosurgical Progress Note**

MCH		30.3	
MCHC		32.9	
RDW Coeff of Var		14.0	
Plt Count		225	
MPV		8.9	
Neut % (Auto)		74.4 H	
Lymph % (Auto)		17.9	
Mono % (Auto)		6.4	
Eos % (Auto)		1.0	
Baso % (Auto)		0.3	
Neut # (Auto)		11.7 H	
Lymph # (Auto)		2.8	
Mono # (Auto)		1.0 H	
Eos # (Auto)		0.2	
Baso # (Auto)		0.10	
Sodium			142
Potassium			3.9
Chloride			116 H
Carbon Dioxide			20
Anion Gap			10
BUN			17
Creatinine			0.81
Estimated GFR			> 60
Glucose			174 H
POC Glucose	203 H		
Calcium			8.9
Phosphorus			2.9
Magnesium			2.0

	10/29/22 06:05	10/29/22 08:03	10/29/22 10:11
WBC			
RBC			
Hgb			
Hct			
MCV			
MCH			
MCHC			
RDW Coeff of Var			
Plt Count			
MPV			
Neut % (Auto)			
Lymph % (Auto)			
Mono % (Auto)			
Eos % (Auto)			
Baso % (Auto)			
Neut # (Auto)			
Lymph # (Auto)			
Mono # (Auto)			
Eos # (Auto)			

Emanate Health Queen of the Valley Hospital

Patient: Lyons, Kathleen A **Date of Birth:** 07/13/1961

Med/Rec Number: MR01483046 **Account Number:** QH0054940416 **Neurosurgical Progress Note**

Baso # (Auto)			
Sodium			
Potassium			
Chloride			
Carbon Dioxide			
Anion Gap			
BUN			
Creatinine			
Estimated GFR			
Glucose			
POC Glucose	174 H	116 H	202 H
Calcium			
Phosphorus			
Magnesium			

	10/29/22 10:51	10/29/22 11:54
WBC		
RBC		
Hgb		
Hct		
MCV		
MCH		
MCHC		
RDW Coeff of Var		
Plt Count		
MPV		
Neut % (Auto)		
Lymph % (Auto)		
Mono % (Auto)		
Eos % (Auto)		
Baso % (Auto)		
Neut # (Auto)		
Lymph # (Auto)		
Mono # (Auto)		
Eos # (Auto)		
Baso # (Auto)		
Sodium	142	
Potassium	4.1	
Chloride	113 H	
Carbon Dioxide	20	
Anion Gap	13	
BUN	17	
Creatinine	0.85	
Estimated GFR	> 60	
Glucose	257 H	
POC Glucose		210 H
Calcium	8.6	
Phosphorus		
Magnesium		

Emanate Health Queen of the Valley Hospital

Patient: Lyons, Kathleen A **Date of Birth:** 07/13/1961

Med/Rec Number: MR01483046 **Account Number:** QH0054940416 **Neurosurgical Progress Note**

Documented By: Gibani, Siraj M M.D.

Signed By:

<Electronically signed by Siraj M Gibani M.D.>

10/29/22 1353

Emanate Health
Queen of the Valley Hospital
1115 S. Sunset Ave
West Covina, CA 91790

Internal Med Progress Note

Patient: Lyons, Kathleen A
Med/Rec Number: MR01483046
Account Number: QH0054940416
Date of Birth: 07/13/1961

Rpt Mne: P.PNIM
Rpt Num: 1029-00602
Prov Mne: BATAUG
Cosign Mne:
Note Started: 10/29/22 1247

Provider:
Batou, Augen D.O.

Date: 10/29/22

cc:

Assessment and Plan

Assessment and plan

- (1) Hydrocephalus:
Status: Acute
Category: Medical
- (2) Colloid cyst of third ventricle:
Status: Acute
Category: Medical
- (3) Hyponatremia:
Status: Acute
Category: Medical
- (4) Diabetes mellitus due to underlying condition, uncontrolled, with hyperglycemia:
Status: Acute
Category: Medical
- (5) Memory loss:
Status: Acute
Category: Medical

Plan

10/29

Leukocytosis down trending, remains afebrile
More responsive, moving on command especially with her right side
Continue EVD monitoring, blood pressure control
Blood sugars much improved, transition to tube feeds, now on NPH insulin
Continue supportive care in the ICU, follow recommendations from Neurosurgery

10/28

Patient remains hemodynamically stable, is currently afebrile
Blood pressure is better, off Cardene drip
Tolerating mechanical ventilation, holding on sedation to monitor patient's conscious and neurologic recovery
Otherwise continue EVD monitoring, appreciate assistance from Neurosurgery
Blood sugars much better with insulin drip, appreciate assistance from endocrinology
Worsening leukocytosis, suspect reactive postoperatively but will monitor closely
Updated patient's sister outside the ICU, all questions answered

10/27

Patient underwent right frontal endoscopic transventricular resection of colloid cyst, in addition to placement of an EVD

Remains intubated, in the ICU

Does retract to pain, left pupil is more dilated and sluggish since OR, will continue to monitor

Repeat CT head demonstrates stable intraventricular hemorrhage from her prior scan, In addition to SAH

-remains on nimodipine, nicardipine drip to maintain blood pressures

Low-grade fevers, suspect central/postoperative, but will monitor close

Continue supportive and respiratory care measures

Severely hyperglycemic, greatly appreciate assistance from endocrinology, will adjust basal/bolus insulin regiment, but for now will initiate a insulin drip

-appreciate assistance from endocrinology as well

10/26

Preop chest x-ray and labs remain stable and unremarkable

Patient is clinically stable and resting comfortably, she is NPO awaiting surgery

Will monitor the patient closely after her neurosurgical interventions, appreciate assistance from our specialists

10/25

Continue neuro checks, monitor the patient closely

Vitals and labs otherwise grossly stable

NPO midnight pending OR tomorrow with neurosurgery

10/24

Patient seems to be clinically and hemodynamically stable

Vitals and labs otherwise stable

No longer hypoglycemic, check A1c

Continue neuro checks and close monitoring

Plan for OR this Wednesday with neurosurgery

10/23

decrease PM Levemir from 20 to 10

explained to patient why we want to avoid hypoglycemia and importance of accurate neuro check , she stats understanding

neurosurgery following , recommended :

- Neuro checks, monitor for increasing headaches, somnolence, risk for sudden death

- Continue supportive care

- Anticipate OR next Wednesday 10/26

AM labs

Internal Medicine - PN: Subj

Subjective

Interval history:

Patient is more responsive, able to follow basic commands and move her right side, still not moving left side to command

Vital Signs

Vital Signs

Last Vital Signs:

Temperature	98.6 F	10/29/22 04:00
Temperature Source	Axillary	10/29/22 04:00
Pulse Rate	74	10/29/22 12:30
Pulse Rhythm	Regular	10/29/22 12:00
Pulse Strength	Normal	10/29/22 12:00
Respiratory Rate	18	10/29/22 12:30
Respiratory Effort		10/29/22 12:00
Respiratory Depth	Normal	10/29/22 12:00
Respiratory Pattern		10/29/22 12:00
Blood Pressure	121/55 H	10/29/22 12:30
Blood Pressure Mean	77	10/29/22 12:30
Blood Pressure Location	Left Arm	10/29/22 06:00
Pulse Oximetry	98	10/29/22 12:30
O2 Delivery		10/29/22 06:00
FIO2	30	10/29/22 12:00
Sepsis Action Taken by Nursing	No Action Required	10/29/22 08:00

Exam

Narrative: Exam Narrative:
Exam Narrative:
General: Responsive with tactile stimulation, otherwise intubated, does not follow command
ENT: Left eye dilated to 5 millimeters since postop, sluggish with pupillary response.
ET tube in place
Neck: Normal inspection. Full range of motion.
Respiratory: Mechanical breath sounds, otherwise lungs sound clear
Cardiovascular: Regular rate and rhythm. S1S2 present.
Abdomen: The abdomen is soft and non-tender, non-distended. Active bowel sounds present.
Extremities: Normal appearance. Full range of motion.
Neuro: Seems to be moving extremities, not yet following commands

Internal Medicine - PN: Obj Da

Labs

CBC & Chem 7:

10/29/22 06:05

15.8H# 11.5 225
35.0

10/29/22 10:51

Emanate Health Queen of the Valley Hospital

Patient: Lyons, Kathleen A Date of Birth: 07/13/1961

Med/Rec Number: MR01483046 Account Number: QH0054940416 Internal Med Progress Note

142	113H	17	257H
4.1	20	0.85	

Labs:

Laboratory Results - last 24 hr

	10/28/22 14:12	10/28/22 15:50	10/28/22 17:48
WBC			
RBC			
Hgb			
Hct			
MCV			
MCH			
MCHC			
RDW Coeff of Var			
Plt Count			
MPV			
Neut % (Auto)			
Lymph % (Auto)			
Mono % (Auto)			
Eos % (Auto)			
Baso % (Auto)			
Neut # (Auto)			
Lymph # (Auto)			
Mono # (Auto)			
Eos # (Auto)			
Baso # (Auto)			
Sodium			
Potassium			
Chloride			
Carbon Dioxide			
Anion Gap			
BUN			
Creatinine			
Estimated GFR			
Glucose			
POC Glucose	149 H	147 H	133 H
Calcium			
Phosphorus			
Magnesium			

	10/28/22 20:04	10/28/22 22:02	10/29/22 00:25
WBC			
RBC			
Hgb			
Hct			
MCV			
MCH			

Emanate Health Queen of the Valley Hospital

Patient: Lyons, Kathleen A **Date of Birth:** 07/13/1961

Med/Rec Number: MR01483046 **Account Number:** QH0054940416 **Internal Med Progress Note**

MCHC			
RDW Coeff of Var			
Plt Count			
MPV			
Neut % (Auto)			
Lymph % (Auto)			
Mono % (Auto)			
Eos % (Auto)			
Baso % (Auto)			
Neut # (Auto)			
Lymph # (Auto)			
Mono # (Auto)			
Eos # (Auto)			
Baso # (Auto)			
Sodium			
Potassium			
Chloride			
Carbon Dioxide			
Anion Gap			
BUN			
Creatinine			
Estimated GFR			
Glucose			
POC Glucose	142 H	171 H	96
Calcium			
Phosphorus			
Magnesium			

	10/29/22 01:24	10/29/22 02:24	10/29/22 03:54
WBC			
RBC			
Hgb			
Hct			
MCV			
MCH			
MCHC			
RDW Coeff of Var			
Plt Count			
MPV			
Neut % (Auto)			
Lymph % (Auto)			
Mono % (Auto)			
Eos % (Auto)			
Baso % (Auto)			
Neut # (Auto)			
Lymph # (Auto)			
Mono # (Auto)			
Eos # (Auto)			
Baso # (Auto)			

Emanate Health Queen of the Valley Hospital

Patient: Lyons, Kathleen A **Date of Birth:** 07/13/1961

Med/Rec Number: MR01483046 **Account Number:** QH0054940416 **Internal Med Progress Note**

Sodium	143		
Potassium	4.2		
Chloride	117 H		
Carbon Dioxide	19 L		
Anion Gap	11		
BUN	16		
Creatinine	0.85		
Estimated GFR	> 60		
Glucose	160 H		
POC Glucose		189 H	198 H
Calcium	8.6		
Phosphorus			
Magnesium			

	10/29/22 04:42	10/29/22 06:05	10/29/22 06:05
WBC		15.8 H D	
RBC		3.8 L	
Hgb		11.5	
Hct		35.0	
MCV		91.9	
MCH		30.3	
MCHC		32.9	
RDW Coeff of Var		14.0	
Plt Count		225	
MPV		8.9	
Neut % (Auto)		74.4 H	
Lymph % (Auto)		17.9	
Mono % (Auto)		6.4	
Eos % (Auto)		1.0	
Baso % (Auto)		0.3	
Neut # (Auto)		11.7 H	
Lymph # (Auto)		2.8	
Mono # (Auto)		1.0 H	
Eos # (Auto)		0.2	
Baso # (Auto)		0.10	
Sodium			142
Potassium			3.9
Chloride			116 H
Carbon Dioxide			20
Anion Gap			10
BUN			17
Creatinine			0.81
Estimated GFR			> 60
Glucose			174 H
POC Glucose	203 H		
Calcium			8.9
Phosphorus			2.9
Magnesium			2.0

Emanate Health Queen of the Valley Hospital

Patient: Lyons, Kathleen A **Date of Birth:** 07/13/1961

Med/Rec Number: MR01483046 **Account Number:** QH0054940416 **Internal Med Progress Note**

	10/29/22 06:05	10/29/22 08:03	10/29/22 10:11
WBC			
RBC			
Hgb			
Hct			
MCV			
MCH			
MCHC			
RDW Coeff of Var			
Plt Count			
MPV			
Neut % (Auto)			
Lymph % (Auto)			
Mono % (Auto)			
Eos % (Auto)			
Baso % (Auto)			
Neut # (Auto)			
Lymph # (Auto)			
Mono # (Auto)			
Eos # (Auto)			
Baso # (Auto)			
Sodium			
Potassium			
Chloride			
Carbon Dioxide			
Anion Gap			
BUN			
Creatinine			
Estimated GFR			
Glucose			
POC Glucose	174 H	116 H	202 H
Calcium			
Phosphorus			
Magnesium			

	10/29/22 10:51	10/29/22 11:54
WBC		
RBC		
Hgb		
Hct		
MCV		
MCH		
MCHC		
RDW Coeff of Var		
Plt Count		
MPV		
Neut % (Auto)		
Lymph % (Auto)		

Emanate Health Queen of the Valley Hospital

Patient: Lyons, Kathleen A **Date of Birth:** 07/13/1961

Med/Rec Number: MR01483046 **Account Number:** QH0054940416 **Internal Med Progress Note**

Mono % (Auto)		
Eos % (Auto)		
Baso % (Auto)		
Neut # (Auto)		
Lymph # (Auto)		
Mono # (Auto)		
Eos # (Auto)		
Baso # (Auto)		
Sodium	142	
Potassium	4.1	
Chloride	113 H	
Carbon Dioxide	20	
Anion Gap	13	
BUN	17	
Creatinine	0.85	
Estimated GFR	> 60	
Glucose	257 H	
POC Glucose		210 H
Calcium	8.6	
Phosphorus		
Magnesium		

Documented By: Batou, Augen D.O.

Signed By:
<Electronically signed by Augen Batou D.O.>

10/29/22 1248

Emanate Health
Queen of the Valley Hospital
1115 S. Sunset Ave
West Covina, CA 91790

Endocrinology Progress Note

Patient: Lyons, Kathleen A
Med/Rec Number: MR01483046
Account Number: QH0054940416
Date of Birth: 07/13/1961

Rpt Mne: P.PNEN
Rpt Num: 1029-00504
Prov Mne: GEUA
Cosign Mne:
Note Started: 10/29/22 1149

Provider:
Geula, Arsalan M.D.

Date: 10/29/22

cc:

Assessment and Plan

Assessment and plan

(1) DM type 2 (diabetes mellitus, type 2):
Status: Acute
Category: Medical

Plan

ASSESSMENT:

Diabetes type 2 ID.
Hypothyroidism.
Acute hypoxic respiratory failure
Obstructive hydrocephalus due to cholestasis status post resection
Intraventricular hemorrhage with midbrain hemorrhage

PLANS:

Continue with present feeding.
DC Insulin drip.
Sliding scale.
NPH 8 U Q8H.
Synthroid 112 mcg QD.

Subjective

Subjective: Principal diagnosis: IRDM/HYPOTHYROID/RESP FAILURE Interval history:
No hypoglycemia. On Tube feeding. On Insulin drip.

Vital Signs

Vital Signs

Last Vital Signs:

Temperature	98.6 F	10/29/22 04:00
Temperature Source	Axillary	10/29/22 04:00

Pulse Rate	95	10/29/22 11:30
Pulse Rhythm	Regular	10/29/22 08:00
Pulse Strength	Normal	10/29/22 08:00
Respiratory Rate	18	10/29/22 11:30
Respiratory Effort		10/29/22 08:00
Respiratory Depth	Normal	10/29/22 08:00
Respiratory Pattern		10/29/22 08:00
Blood Pressure	149/62 H	10/29/22 11:30
Blood Pressure Mean	91	10/29/22 11:30
Blood Pressure Location	Left Arm	10/29/22 06:00
Pulse Oximetry	99	10/29/22 11:30
O2 Delivery		10/29/22 06:00
FIO2	30	10/29/22 08:00
Sepsis Action Taken by Nursing	No Action Required	10/29/22 08:00

Objective Data

Labs

CBC & Chem 7:

15.8H# 11.5 225
 35.0

10/29/22 06:05

142 113H 17 257H
4.1 20 0.85

10/29/22 10:51

Labs:

Laboratory Results - last 24 hr

	10/28/22 12:07	10/28/22 14:12	10/28/22 15:50
WBC			
RBC			
Hgb			
Hct			
MCV			
MCH			
MCHC			
RDW Coeff of Var			
Plt Count			
MPV			
Neut % (Auto)			
Lymph % (Auto)			
Mono % (Auto)			
Eos % (Auto)			
Baso % (Auto)			

Emanate Health Queen of the Valley Hospital

Patient: Lyons, Kathleen A **Date of Birth:** 07/13/1961

Med/Rec Number: MR01483046 **Account Number:** QH0054940416 **Endocrinology Progress Note**

Neut # (Auto)			
Lymph # (Auto)			
Mono # (Auto)			
Eos # (Auto)			
Baso # (Auto)			
Sodium			
Potassium			
Chloride			
Carbon Dioxide			
Anion Gap			
BUN			
Creatinine			
Estimated GFR			
Glucose			
POC Glucose	141 H	149 H	147 H
Calcium			
Phosphorus			
Magnesium			

	10/28/22 17:48	10/28/22 20:04	10/28/22 22:02
WBC			
RBC			
Hgb			
Hct			
MCV			
MCH			
MCHC			
RDW Coeff of Var			
Plt Count			
MPV			
Neut % (Auto)			
Lymph % (Auto)			
Mono % (Auto)			
Eos % (Auto)			
Baso % (Auto)			
Neut # (Auto)			
Lymph # (Auto)			
Mono # (Auto)			
Eos # (Auto)			
Baso # (Auto)			
Sodium			
Potassium			
Chloride			
Carbon Dioxide			
Anion Gap			
BUN			
Creatinine			
Estimated GFR			
Glucose			

Emanate Health Queen of the Valley Hospital

Patient: Lyons, Kathleen A **Date of Birth:** 07/13/1961

Med/Rec Number: MR01483046 **Account Number:** QH0054940416 **Endocrinology Progress Note**

POC Glucose	133 H	142 H	171 H
Calcium			
Phosphorus			
Magnesium			

	10/29/22 00:25	10/29/22 01:24	10/29/22 02:24
WBC			
RBC			
Hgb			
Hct			
MCV			
MCH			
MCHC			
RDW Coeff of Var			
Plt Count			
MPV			
Neut % (Auto)			
Lymph % (Auto)			
Mono % (Auto)			
Eos % (Auto)			
Baso % (Auto)			
Neut # (Auto)			
Lymph # (Auto)			
Mono # (Auto)			
Eos # (Auto)			
Baso # (Auto)			
Sodium		143	
Potassium		4.2	
Chloride		117 H	
Carbon Dioxide		19 L	
Anion Gap		11	
BUN		16	
Creatinine		0.85	
Estimated GFR		> 60	
Glucose		160 H	
POC Glucose	96		189 H
Calcium		8.6	
Phosphorus			
Magnesium			

	10/29/22 03:54	10/29/22 04:42	10/29/22 06:05
WBC			15.8 H D
RBC			3.8 L
Hgb			11.5
Hct			35.0
MCV			91.9
MCH			30.3
MCHC			32.9

Emanate Health Queen of the Valley Hospital

Patient: Lyons, Kathleen A **Date of Birth:** 07/13/1961

Med/Rec Number: MR01483046 **Account Number:** QH0054940416 **Endocrinology Progress Note**

RDW Coeff of Var			14.0
Plt Count			225
MPV			8.9
Neut % (Auto)			74.4 H
Lymph % (Auto)			17.9
Mono % (Auto)			6.4
Eos % (Auto)			1.0
Baso % (Auto)			0.3
Neut # (Auto)			11.7 H
Lymph # (Auto)			2.8
Mono # (Auto)			1.0 H
Eos # (Auto)			0.2
Baso # (Auto)			0.10
Sodium			
Potassium			
Chloride			
Carbon Dioxide			
Anion Gap			
BUN			
Creatinine			
Estimated GFR			
Glucose			
POC Glucose	198 H	203 H	
Calcium			
Phosphorus			
Magnesium			

	10/29/22 06:05	10/29/22 06:05	10/29/22 08:03
WBC			
RBC			
Hgb			
Hct			
MCV			
MCH			
MCHC			
RDW Coeff of Var			
Plt Count			
MPV			
Neut % (Auto)			
Lymph % (Auto)			
Mono % (Auto)			
Eos % (Auto)			
Baso % (Auto)			
Neut # (Auto)			
Lymph # (Auto)			
Mono # (Auto)			
Eos # (Auto)			
Baso # (Auto)			
Sodium	142		

Emanate Health Queen of the Valley Hospital

Patient: Lyons, Kathleen A **Date of Birth:** 07/13/1961

Med/Rec Number: MR01483046 **Account Number:** QH0054940416 **Endocrinology Progress Note**

Potassium	3.9		
Chloride	116 H		
Carbon Dioxide	20		
Anion Gap	10		
BUN	17		
Creatinine	0.81		
Estimated GFR	> 60		
Glucose	174 H		
POC Glucose		174 H	116 H
Calcium	8.9		
Phosphorus	2.9		
Magnesium	2.0		

	10/29/22 10:11	10/29/22 10:51
WBC		
RBC		
Hgb		
Hct		
MCV		
MCH		
MCHC		
RDW Coeff of Var		
Plt Count		
MPV		
Neut % (Auto)		
Lymph % (Auto)		
Mono % (Auto)		
Eos % (Auto)		
Baso % (Auto)		
Neut # (Auto)		
Lymph # (Auto)		
Mono # (Auto)		
Eos # (Auto)		
Baso # (Auto)		
Sodium		142
Potassium		4.1
Chloride		113 H
Carbon Dioxide		20
Anion Gap		13
BUN		17
Creatinine		0.85
Estimated GFR		> 60
Glucose		257 H
POC Glucose	202 H	
Calcium		8.6
Phosphorus		
Magnesium		

Emanate Health Queen of the Valley Hospital

Patient: Lyons, Kathleen A **Date of Birth:** 07/13/1961

Med/Rec Number: MR01483046 **Account Number:** QH0054940416 **Endocrinology Progress Note**

Documented By: Geula, Arsalan M.D.

Signed By:

<Electronically signed by Arsalan Geula M.D.>

10/29/22 1153

Emanate Health
Queen of the Valley Hospital
1115 S. Sunset Ave
West Covina, CA 91790

Critical Care - Progress Note

Patient: Lyons, Kathleen A
Med/Rec Number: MR01483046
Account Number: QH0054940416
Date of Birth: 07/13/1961

Rpt Mne: PE.PNCC2
Rpt Num: 1029-00272
Prov Mne: ABIDMOU
Cosign Mne:
Note Started: 10/29/22 0958

Provider:
Abidali, Moustapha D.O.

Date: 10/29/22

cc:

Assessment and Plan

Assessment and plan

(1) Colloid cyst of third ventricle:
Status: Acute
Category: Medical

Plan

10/29. Patient remains on mechanical ventilation off all sedation. Able to squeeze the right hand with command. Unable to open her eyes.

Acute hypoxic respiratory failure
Obstructive hydrocephalus due to cholestasis status post resection
Intraventricular hemorrhage with midbrain hemorrhage
Hyponatremia
Diabetes type 2

Continue mechanical ventilation support , likely need a tracheostomy
CT head reviewed
Daily CPAP trial
Currently off all sedation
Systolic blood pressure less than 140 Cardene/labetalol p.r.n.
Neuro check
Continue Accu-Chek insulin sliding scale
CT head reviewed
Postop care per Neurosurgery and management EVD
DVT prophylaxis with SCDs
GI prophylaxis
Prognosis guarded will need a long-term recovery
Total Critical Care Time: 33

Attestation: The patient's condition required urgent complex decision-making to assess and prevent vital organ system failure. In order to prevent imminent or life threatening deterioration in the patient's condition, management required frequent reassessment of the clinical status at bedside, of

vital signs, and response to interventions. The time involved in the performance of separately reportable procedures was not counted toward critical care time. Systems at risk: respiratory brain

Vital Signs

Vital Signs

Last Vital Signs:

Temperature	98.6 F	10/29/22 04:00
Temperature Source	Axillary	10/29/22 04:00
Pulse Rate	76	10/29/22 08:45
Pulse Rhythm	Regular	10/29/22 08:00
Pulse Strength	Normal	10/29/22 08:00
Respiratory Rate	13	10/29/22 08:45
Respiratory Effort		10/29/22 08:00
Respiratory Depth	Normal	10/29/22 08:00
Respiratory Pattern		10/29/22 08:00
Blood Pressure	136/48 H	10/29/22 08:45
Blood Pressure Mean	77	10/29/22 08:45
Blood Pressure Location	Left Arm	10/29/22 06:00
Pulse Oximetry	99	10/29/22 08:45
O2 Delivery		10/29/22 06:00
FIO2	30	10/29/22 08:00
Sepsis Action Taken by Nursing	No Action Required	10/29/22 08:00

Exam

Narrative: Exam Narrative:
Exam Narrative:
General: Intubated orally
ENT: Eyes are normal to inspection. MMM . PERRL dressing overhead EVD
Neck: Normal inspection. Full range of motion.
Respiratory: No respiratory distress. Breath sounds normal bilaterally. No rhonchi, wheezes, or crackles present.
Cardiovascular: Regular rate and rhythm. S1S2 present.
Abdomen: The abdomen is soft and non-tender, non-distended. Active bowel sounds present.
Neuro: Intubated off sedation left thigh 5 millimeters very sluggish to reactive to light right eye 1 millimeter reactive to light. Withdraws to painful stimuli on the left leg only. Does not follow commands

Objective

Labs

CBC & Chem 7:

10/30/22 05:30

Emanate Health Queen of the Valley Hospital

Patient: Lyons, Kathleen A Date of Birth: 07/13/1961

Med/Rec Number: MR01483046 Account Number: QH0054940416 Critical Care - Progress Note

11.8H# 11.5
 35.4 210

10/30/22 05:30

144 113H 14 316H
4.2 24 0.95

Labs:

Laboratory Results - last 24 hr

	10/28/22 09:09	10/28/22 09:55	10/28/22 12:07
WBC			
RBC			
Hgb			
Hct			
MCV			
MCH			
MCHC			
RDW Coeff of Var			
Plt Count			
MPV			
Neut % (Auto)			
Lymph % (Auto)			
Mono % (Auto)			
Eos % (Auto)			
Baso % (Auto)			
Neut # (Auto)			
Lymph # (Auto)			
Mono # (Auto)			
Eos # (Auto)			
Baso # (Auto)			
Sodium	142		
Potassium	4.3		
Chloride	116 H		
Carbon Dioxide	18 L		
Anion Gap	12		
BUN	26 H		
Creatinine	1.06 H		
Estimated GFR	53 L		
Glucose	146 H		
POC Glucose		142 H	141 H
Calcium	8.6		
Phosphorus			
Magnesium			

	10/28/22 14:12	10/28/22 15:50	10/28/22 17:48
WBC			
RBC			

Emanate Health Queen of the Valley Hospital

Patient: Lyons, Kathleen A **Date of Birth:** 07/13/1961

Med/Rec Number: MR01483046 **Account Number:** QH0054940416 **Critical Care - Progress Note**

Hgb			
Hct			
MCV			
MCH			
MCHC			
RDW Coeff of Var			
Plt Count			
MPV			
Neut % (Auto)			
Lymph % (Auto)			
Mono % (Auto)			
Eos % (Auto)			
Baso % (Auto)			
Neut # (Auto)			
Lymph # (Auto)			
Mono # (Auto)			
Eos # (Auto)			
Baso # (Auto)			
Sodium			
Potassium			
Chloride			
Carbon Dioxide			
Anion Gap			
BUN			
Creatinine			
Estimated GFR			
Glucose			
POC Glucose	149 H	147 H	133 H
Calcium			
Phosphorus			
Magnesium			

	10/28/22 20:04	10/28/22 22:02	10/29/22 00:25
WBC			
RBC			
Hgb			
Hct			
MCV			
MCH			
MCHC			
RDW Coeff of Var			
Plt Count			
MPV			
Neut % (Auto)			
Lymph % (Auto)			
Mono % (Auto)			
Eos % (Auto)			
Baso % (Auto)			
Neut # (Auto)			

Emanate Health Queen of the Valley Hospital

Patient: Lyons, Kathleen A **Date of Birth:** 07/13/1961

Med/Rec Number: MR01483046 **Account Number:** QH0054940416 **Critical Care - Progress Note**

Lymph # (Auto)			
Mono # (Auto)			
Eos # (Auto)			
Baso # (Auto)			
Sodium			
Potassium			
Chloride			
Carbon Dioxide			
Anion Gap			
BUN			
Creatinine			
Estimated GFR			
Glucose			
POC Glucose	142 H	171 H	96
Calcium			
Phosphorus			
Magnesium			

	10/29/22 01:24	10/29/22 02:24	10/29/22 03:54
WBC			
RBC			
Hgb			
Hct			
MCV			
MCH			
MCHC			
RDW Coeff of Var			
Plt Count			
MPV			
Neut % (Auto)			
Lymph % (Auto)			
Mono % (Auto)			
Eos % (Auto)			
Baso % (Auto)			
Neut # (Auto)			
Lymph # (Auto)			
Mono # (Auto)			
Eos # (Auto)			
Baso # (Auto)			
Sodium	143		
Potassium	4.2		
Chloride	117 H		
Carbon Dioxide	19 L		
Anion Gap	11		
BUN	16		
Creatinine	0.85		
Estimated GFR	> 60		
Glucose	160 H		
POC Glucose		189 H	198 H

Emanate Health Queen of the Valley Hospital

Patient: Lyons, Kathleen A **Date of Birth:** 07/13/1961

Med/Rec Number: MR01483046 **Account Number:** QH0054940416 **Critical Care - Progress Note**

Calcium	8.6		
Phosphorus			
Magnesium			

	10/29/22 04:42	10/29/22 06:05	10/29/22 06:05
WBC		15.8 H D	
RBC		3.8 L	
Hgb		11.5	
Hct		35.0	
MCV		91.9	
MCH		30.3	
MCHC		32.9	
RDW Coeff of Var		14.0	
Plt Count		225	
MPV		8.9	
Neut % (Auto)		74.4 H	
Lymph % (Auto)		17.9	
Mono % (Auto)		6.4	
Eos % (Auto)		1.0	
Baso % (Auto)		0.3	
Neut # (Auto)		11.7 H	
Lymph # (Auto)		2.8	
Mono # (Auto)		1.0 H	
Eos # (Auto)		0.2	
Baso # (Auto)		0.10	
Sodium			142
Potassium			3.9
Chloride			116 H
Carbon Dioxide			20
Anion Gap			10
BUN			17
Creatinine			0.81
Estimated GFR			> 60
Glucose			174 H
POC Glucose	203 H		
Calcium			8.9
Phosphorus			2.9
Magnesium			2.0

	10/29/22 06:05	10/29/22 08:03
WBC		
RBC		
Hgb		
Hct		
MCV		
MCH		
MCHC		
RDW Coeff of Var		

Emanate Health Queen of the Valley Hospital

Patient: Lyons, Kathleen A **Date of Birth:** 07/13/1961

Med/Rec Number: MR01483046 **Account Number:** QH0054940416 **Critical Care - Progress Note**

Plt Count		
MPV		
Neut % (Auto)		
Lymph % (Auto)		
Mono % (Auto)		
Eos % (Auto)		
Baso % (Auto)		
Neut # (Auto)		
Lymph # (Auto)		
Mono # (Auto)		
Eos # (Auto)		
Baso # (Auto)		
Sodium		
Potassium		
Chloride		
Carbon Dioxide		
Anion Gap		
BUN		
Creatinine		
Estimated GFR		
Glucose		
POC Glucose	174 H	116 H
Calcium		
Phosphorus		
Magnesium		

Documented By: Abidali, Moustapha D.O.

Signed By:
<Electronically signed by Moustapha Abidali D.O.>

10/30/22 1000

Emanate Health
Queen of the Valley Hospital
1115 S. Sunset Ave
West Covina, CA 91790

Internal Med Progress Note

Patient: Lyons, Kathleen A
Med/Rec Number: MR01483046
Account Number: QH0054940416
Date of Birth: 07/13/1961

Rpt Mne: P.PNIM
Rpt Num: 1028-01513
Prov Mne: BATAUG
Cosign Mne:
Note Started: 10/28/22 1730

Provider:
Batou, Augen D.O.

Date: 10/28/22

cc:

Assessment and Plan

Assessment and plan

- (1) Hydrocephalus:
Status: Acute
Category: Medical
- (2) Colloid cyst of third ventricle:
Status: Acute
Category: Medical
- (3) Hyponatremia:
Status: Acute
Category: Medical
- (4) Diabetes mellitus due to underlying condition, uncontrolled, with hyperglycemia:
Status: Acute
Category: Medical
- (5) Memory loss:
Status: Acute
Category: Medical

Plan

10/28

Patient remains hemodynamically stable, is currently afebrile
Blood pressure is better, off Cardene drip
Tolerating mechanical ventilation, holding on sedation to monitor patient's conscious and neurologic recovery
Otherwise continue EVD monitoring, appreciate assistance from Neurosurgery
Blood sugars much better with insulin drip, appreciate assistance from endocrinology
Worsening leukocytosis, suspect reactive postoperatively but will monitor closely
Updated patient's sister outside the ICU, all questions answered

10/27

Patient underwent right frontal endoscopic transventricular resection of colloid cyst, in addition to placement of an EVD
Remains intubated, in the ICU
Does retract to pain, left pupil is more dilated and sluggish since OR, will continue to monitor
Repeat CT head demonstrates stable intraventricular hemorrhage from her prior scan, In addition to SAH

-remains on nimodipine, nicardipine drip to maintain blood pressures
Low-grade fevers, suspect central/postoperative, but will monitor close
Continue supportive and respiratory care measures
Severely hyperglycemic, greatly appreciate assistance from endocrinology, will adjust basal/bolus insulin regiment, but for now will initiate a insulin drip
-appreciate assistance from endocrinology as well

10/26

Preop chest x-ray and labs remain stable and unremarkable
Patient is clinically stable and resting comfortably, she is NPO awaiting surgery
Will monitor the patient closely after her neurosurgical interventions, appreciate assistance from our specialists

10/25

Continue neuro checks, monitor the patient closely
Vitals and labs otherwise grossly stable
NPO midnight pending OR tomorrow with neurosurgery

10/24

Patient seems to be clinically and hemodynamically stable
Vitals and labs otherwise stable
No longer hypoglycemic, check A1c
Continue neuro checks and close monitoring
Plan for OR this Wednesday with neurosurgery

10/23

decrease PM Levemir from 20 to 10
explained to patient why we want to avoid hypoglycemia and importance of accurate neuro check , she stats understanding neurosurgery following , recommended :
- Neuro checks, monitor for increasing headaches, somnolence, risk for sudden death
- Continue supportive care
- Anticipate OR next Wednesday 10/26
AM labs

Internal Medicine - PN: Subj

Subjective

Interval history:

Patient remains intubated, breathing comfortably on the ventilator off sedation, seems to be more responsive with tactile stimulation, not yet following commands

Vital Signs

Vital Signs

Last Vital Signs:

Temperature	98.1 F	10/28/22 16:00
Temperature Source	Temporal Artery Scan	10/28/22 00:00

Med/Rec Number: MR01483046 **Account Number:** QH0054940416 **Internal Med Progress Note**

Pulse Rate	95	10/28/22 17:00
Pulse Rhythm	Regular	10/28/22 16:00
Pulse Strength	Normal	10/28/22 16:00
Respiratory Rate	20	10/28/22 17:00
Respiratory Effort		10/28/22 16:00
Respiratory Depth	Normal	10/28/22 16:00
Respiratory Pattern		10/28/22 16:00
Blood Pressure	132/47 H	10/28/22 17:00
Blood Pressure Mean	75	10/28/22 17:00
Blood Pressure Location	Right Arm	10/26/22 16:00
Pulse Oximetry	97	10/28/22 17:00
O2 Delivery		10/27/22 16:00
FIO2	30	10/28/22 16:00
Sepsis Action Taken by Nursing	No Action Required	10/28/22 08:00

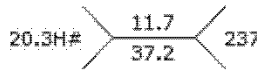
Exam

Narrative: Exam Narrative:
 Exam Narrative:
 General: Responsive with tactile stimulation, otherwise intubated, does not follow command
 ENT: Left eye dilated to 5 millimeters since postop, sluggish with pupillary response. ET tube in place
 Neck: Normal inspection. Full range of motion.
 Respiratory: Mechanical breath sounds, otherwise lungs sound clear
 Cardiovascular: Regular rate and rhythm. S1S2 present.
 Abdomen: The abdomen is soft and non-tender, non-distended. Active bowel sounds present.
 Extremities: Normal appearance. Full range of motion.
 Neuro: Seems to be moving extremities, not yet following commands

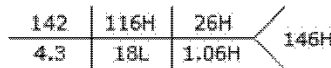
Internal Medicine - PN: Obj Da

Labs

CBC & Chem 7:



10/28/22 05:16



10/28/22 09:09

Labs:

Laboratory Results - last 24 hr

	10/27/22 18:04	10/27/22 18:07	10/27/22 18:50
--	-------------------	-------------------	-------------------

Emanate Health Queen of the Valley Hospital

Patient: Lyons, Kathleen A **Date of Birth:** 07/13/1961

Med/Rec Number: MR01483046 **Account Number:** QH0054940416 **Internal Med Progress Note**

WBC			
RBC			
Hgb			
Hct			
MCV			
MCH			
MCHC			
RDW Coeff of Var			
Plt Count			
MPV			
Neut % (Auto)			
Lymph % (Auto)			
Mono % (Auto)			
Eos % (Auto)			
Baso % (Auto)			
Neut # (Auto)			
Lymph # (Auto)			
Mono # (Auto)			
Eos # (Auto)			
Baso # (Auto)			
Sodium	139		
Potassium	3.7		
Chloride	111 H		
Carbon Dioxide	19 L		
Anion Gap	13		
BUN	31 H		
Creatinine	1.43 H		
Estimated GFR	37 L		
Glucose	315 H		
POC Glucose		286 H	227 H
Calcium	8.5		
Phosphorus	2.6		
Magnesium			
Total Bilirubin			
AST			
ALT			
Alkaline Phosphatase			
Serum Total Protein			
Albumin			
TSH			

	10/27/22 20:08	10/27/22 21:01	10/27/22 22:00
WBC			
RBC			
Hgb			
Hct			
MCV			
MCH			
MCHC			

Emanate Health Queen of the Valley Hospital

Patient: Lyons, Kathleen A **Date of Birth:** 07/13/1961

Med/Rec Number: MR01483046 **Account Number:** QH0054940416 **Internal Med Progress Note**

RDW Coeff of Var			
Plt Count			
MPV			
Neut % (Auto)			
Lymph % (Auto)			
Mono % (Auto)			
Eos % (Auto)			
Baso % (Auto)			
Neut # (Auto)			
Lymph # (Auto)			
Mono # (Auto)			
Eos # (Auto)			
Baso # (Auto)			
Sodium			145
Potassium			3.1 L D
Chloride			121 H
Carbon Dioxide			16 L
Anion Gap			11
BUN			26 H
Creatinine			0.97
Estimated GFR			58 L
Glucose			164 H D
POC Glucose	220 H	231 H	
Calcium			6.6 L* D
Phosphorus			
Magnesium			
Total Bilirubin			
AST			
ALT			
Alkaline Phosphatase			
Serum Total Protein			
Albumin			
TSH			

	10/27/22 22:03	10/27/22 23:08	10/28/22 00:10
WBC			
RBC			
Hgb			
Hct			
MCV			
MCH			
MCHC			
RDW Coeff of Var			
Plt Count			
MPV			
Neut % (Auto)			
Lymph % (Auto)			
Mono % (Auto)			
Eos % (Auto)			

Emanate Health Queen of the Valley Hospital

Patient: Lyons, Kathleen A **Date of Birth:** 07/13/1961

Med/Rec Number: MR01483046 **Account Number:** QH0054940416 **Internal Med Progress Note**

Baso % (Auto)			
Neut # (Auto)			
Lymph # (Auto)			
Mono # (Auto)			
Eos # (Auto)			
Baso # (Auto)			
Sodium			
Potassium			
Chloride			
Carbon Dioxide			
Anion Gap			
BUN			
Creatinine			
Estimated GFR			
Glucose			
POC Glucose	156 H	157 H	140 H
Calcium			
Phosphorus			
Magnesium			
Total Bilirubin			
AST			
ALT			
Alkaline Phosphatase			
Serum Total Protein			
Albumin			
TSH			

	10/28/22 01:09	10/28/22 01:17	10/28/22 02:27
WBC			
RBC			
Hgb			
Hct			
MCV			
MCH			
MCHC			
RDW Coeff of Var			
Plt Count			
MPV			
Neut % (Auto)			
Lymph % (Auto)			
Mono % (Auto)			
Eos % (Auto)			
Baso % (Auto)			
Neut # (Auto)			
Lymph # (Auto)			
Mono # (Auto)			
Eos # (Auto)			
Baso # (Auto)			
Sodium		142	

Emanate Health Queen of the Valley Hospital

Patient: Lyons, Kathleen A **Date of Birth:** 07/13/1961

Med/Rec Number: MR01483046 **Account Number:** QH0054940416 **Internal Med Progress Note**

Potassium		4.8 H D	
Chloride		117 H	
Carbon Dioxide		15 L	
Anion Gap		15	
BUN		31 H	
Creatinine		1.18 H	
Estimated GFR		47 L	
Glucose		150 H	
POC Glucose	138 H		142 H
Calcium		8.9 D	
Phosphorus			
Magnesium			
Total Bilirubin			
AST			
ALT			
Alkaline Phosphatase			
Serum Total Protein			
Albumin			
TSH			

	10/28/22 03:06	10/28/22 04:04	10/28/22 05:04
WBC			
RBC			
Hgb			
Hct			
MCV			
MCH			
MCHC			
RDW Coeff of Var			
Plt Count			
MPV			
Neut % (Auto)			
Lymph % (Auto)			
Mono % (Auto)			
Eos % (Auto)			
Baso % (Auto)			
Neut # (Auto)			
Lymph # (Auto)			
Mono # (Auto)			
Eos # (Auto)			
Baso # (Auto)			
Sodium			
Potassium			
Chloride			
Carbon Dioxide			
Anion Gap			
BUN			
Creatinine			
Estimated GFR			

Emanate Health Queen of the Valley Hospital

Patient: Lyons, Kathleen A **Date of Birth:** 07/13/1961

Med/Rec Number: MR01483046 **Account Number:** QH0054940416 **Internal Med Progress Note**

Glucose			
POC Glucose	145 H	136 H	146 H
Calcium			
Phosphorus			
Magnesium			
Total Bilirubin			
AST			
ALT			
Alkaline Phosphatase			
Serum Total Protein			
Albumin			
TSH			

	10/28/22 05:16	10/28/22 05:17	10/28/22 06:09
WBC	20.3 H D		
RBC	3.9		
Hgb	11.7		
Hct	37.2		
MCV	96.4		
MCH	30.3		
MCHC	31.4 L		
RDW Coeff of Var	14.8		
Plt Count	237		
MPV	8.7		
Neut % (Auto)	79.6 H		
Lymph % (Auto)	10.6 L		
Mono % (Auto)	6.3		
Eos % (Auto)	3.3		
Baso % (Auto)	0.2		
Neut # (Auto)	16.1 H		
Lymph # (Auto)	2.2		
Mono # (Auto)	1.3 H		
Eos # (Auto)	0.7 H		
Baso # (Auto)	0.00 L		
Sodium		141	
Potassium		4.7 H	
Chloride		116 H	
Carbon Dioxide		17 L	
Anion Gap		13	
BUN		23	
Creatinine		1.13 H	
Estimated GFR		49 L	
Glucose		160 H	
POC Glucose			151 H
Calcium		8.6	
Phosphorus		3.8	
Magnesium		2.0	
Total Bilirubin		0.8	
AST		32	

Emanate Health Queen of the Valley Hospital

Patient: Lyons, Kathleen A **Date of Birth:** 07/13/1961

Med/Rec Number: MR01483046 **Account Number:** QH0054940416 **Internal Med Progress Note**

ALT		13	
Alkaline Phosphatase		77	
Serum Total Protein		6.1	
Albumin		3.5	
TSH		0.513 L	

	10/28/22 07:21	10/28/22 08:12	10/28/22 09:07
WBC			
RBC			
Hgb			
Hct			
MCV			
MCH			
MCHC			
RDW Coeff of Var			
Plt Count			
MPV			
Neut % (Auto)			
Lymph % (Auto)			
Mono % (Auto)			
Eos % (Auto)			
Baso % (Auto)			
Neut # (Auto)			
Lymph # (Auto)			
Mono # (Auto)			
Eos # (Auto)			
Baso # (Auto)			
Sodium			
Potassium			
Chloride			
Carbon Dioxide			
Anion Gap			
BUN			
Creatinine			
Estimated GFR			
Glucose			
POC Glucose	134 H	134 H	136 H
Calcium			
Phosphorus			
Magnesium			
Total Bilirubin			
AST			
ALT			
Alkaline Phosphatase			
Serum Total Protein			
Albumin			
TSH			

Emanate Health Queen of the Valley Hospital

Patient: Lyons, Kathleen A **Date of Birth:** 07/13/1961

Med/Rec Number: MR01483046 **Account Number:** QH0054940416 **Internal Med Progress Note**

	10/28/22 09:09	10/28/22 09:55	10/28/22 12:07
WBC			
RBC			
Hgb			
Hct			
MCV			
MCH			
MCHC			
RDW Coeff of Var			
Plt Count			
MPV			
Neut % (Auto)			
Lymph % (Auto)			
Mono % (Auto)			
Eos % (Auto)			
Baso % (Auto)			
Neut # (Auto)			
Lymph # (Auto)			
Mono # (Auto)			
Eos # (Auto)			
Baso # (Auto)			
Sodium	142		
Potassium	4.3		
Chloride	116 H		
Carbon Dioxide	18 L		
Anion Gap	12		
BUN	26 H		
Creatinine	1.06 H		
Estimated GFR	53 L		
Glucose	146 H		
POC Glucose		142 H	141 H
Calcium	8.6		
Phosphorus			
Magnesium			
Total Bilirubin			
AST			
ALT			
Alkaline Phosphatase			
Serum Total Protein			
Albumin			
TSH			

	10/28/22 14:12	10/28/22 15:50
WBC		
RBC		
Hgb		
Hct		
MCV		

Emanate Health Queen of the Valley Hospital

Patient: Lyons, Kathleen A **Date of Birth:** 07/13/1961

Med/Rec Number: MR01483046 **Account Number:** QH0054940416 **Internal Med Progress Note**

MCH		
MCHC		
RDW Coeff of Var		
Plt Count		
MPV		
Neut % (Auto)		
Lymph % (Auto)		
Mono % (Auto)		
Eos % (Auto)		
Baso % (Auto)		
Neut # (Auto)		
Lymph # (Auto)		
Mono # (Auto)		
Eos # (Auto)		
Baso # (Auto)		
Sodium		
Potassium		
Chloride		
Carbon Dioxide		
Anion Gap		
BUN		
Creatinine		
Estimated GFR		
Glucose		
POC Glucose	149 H	147 H
Calcium		
Phosphorus		
Magnesium		
Total Bilirubin		
AST		
ALT		
Alkaline Phosphatase		
Serum Total Protein		
Albumin		
TSH		

Documented By: Batou, Augen D.O.

Signed By:
<Electronically signed by Augen Batou D.O.>

10/28/22 1733

Emanate Health
Queen of the Valley Hospital
1115 S. Sunset Ave
West Covina, CA 91790

Neurosurgical Progress Note

Patient: Lyons, Kathleen A
Med/Rec Number: MR01483046
Account Number: QH0054940416
Date of Birth: 07/13/1961

Rpt Mne: P.PNNS
Rpt Num: 1028-00627
Prov Mne: OLSSING
Cosign Mne:
Note Started: 10/28/22 1053

Provider:
Olsson, Ingrid PA-C

Date: 10/28/22

cc:

Assessment and Plan

Assessment and plan

- (1) Colloid cyst of third ventricle:
Status: Acute
Category: Medical

Plan

- 61F w/ obstructive hydrocephalus, colloid cyst, POD 2 s/p endoscopic colloid cyst resection, complicated by hemorrhage. Neuroexam slightly improved.
- Post-op IVH with midbrain hemorrhage, slightly increased on repeat imaging.
 - Stable hydrocephalus, continue EVD open at 0
 - SBP < 140, cardene/labetolol ordered
 - Supportive care
 - Benefit from improved blood glucose control, appreciate medicine recs
 - Given degree of neurological injury, may be a prolonged recovery. Will continue to follow.

Subjective

Subjective

Principal diagnosis: IRDM/HYPOTHYROID/RESP FAILURE

Interval history:

No overnight events. Remains intubated off sedation. Per RN, pt moves spontaneously at times and reaches for suction with right arm when RN attempts to suction. WBC trending up. H&H WNL.

Vital Signs

Vital Signs

Last Vital Signs:

Temperature	97.5 F L	10/28/22 08:00
Temperature Source	Temporal Artery Scan	10/28/22 00:00
Pulse Rate	76	10/28/22 10:00
Pulse Rhythm	Regular	10/28/22 08:00
Pulse Strength	Normal	10/28/22 08:00
Respiratory Rate	19	10/28/22 10:00

Respiratory Effort		10/28/22 08:00
Respiratory Depth	Normal	10/28/22 08:00
Respiratory Pattern		10/28/22 08:00
Blood Pressure	119/42 L	10/28/22 10:00
Blood Pressure Mean	67	10/28/22 10:00
Blood Pressure Location	Right Arm	10/26/22 16:00
Pulse Oximetry	97	10/28/22 10:00
O2 Delivery		10/27/22 16:00
FIO2	30	10/28/22 08:00
Sepsis Action Taken by Nursing	No Action Required	10/28/22 08:00

Exam

Neuro: Other:
 Intubated, off sedation
 Pupils R: 3mm reactive, L 5 mm, sluggish
 + gag reflex
 MAEX4 to painful stimuli and spontaneously, R>L
 Drain in place, dressing c/d/i

Objective Data

Labs

CBC & Chem 7:

20.3H# 11.7 237
 37.2

10/28/22 05:16

142 116H 26H 146H
 4.3 18L 1.06H

10/28/22 09:09

Labs:

Laboratory Results - last 24 hr

	10/27/22 12:21	10/27/22 13:16	10/27/22 14:08
WBC			
RBC			
Hgb			
Hct			
MCV			
MCH			
MCHC			
RDW Coeff of Var			
Plt Count			
MPV			
Neut % (Auto)			

Emanate Health Queen of the Valley Hospital

Patient: Lyons, Kathleen A **Date of Birth:** 07/13/1961

Med/Rec Number: MR01483046 **Account Number:** QH0054940416 **Neurosurgical Progress Note**

Lymph % (Auto)			
Mono % (Auto)			
Eos % (Auto)			
Baso % (Auto)			
Neut # (Auto)			
Lymph # (Auto)			
Mono # (Auto)			
Eos # (Auto)			
Baso # (Auto)			
Sodium			
Potassium			
Chloride			
Carbon Dioxide			
Anion Gap			
BUN			
Creatinine			
Estimated GFR			
Glucose			
POC Glucose	441 H*	403 H*	427 H*
Calcium			
Phosphorus			
Magnesium			
Total Bilirubin			
AST			
ALT			
Alkaline Phosphatase			
Serum Total Protein			
Albumin			
TSH			

	10/27/22 15:09	10/27/22 16:07	10/27/22 17:13
WBC			
RBC			
Hgb			
Hct			
MCV			
MCH			
MCHC			
RDW Coeff of Var			
Plt Count			
MPV			
Neut % (Auto)			
Lymph % (Auto)			
Mono % (Auto)			
Eos % (Auto)			
Baso % (Auto)			
Neut # (Auto)			
Lymph # (Auto)			
Mono # (Auto)			

Emanate Health Queen of the Valley Hospital

Patient: Lyons, Kathleen A **Date of Birth:** 07/13/1961

Med/Rec Number: MR01483046 **Account Number:** QH0054940416 **Neurosurgical Progress Note**

Eos # (Auto)			
Baso # (Auto)			
Sodium			
Potassium			
Chloride			
Carbon Dioxide			
Anion Gap			
BUN			
Creatinine			
Estimated GFR			
Glucose			
POC Glucose	366 H	321 H	277 H
Calcium			
Phosphorus			
Magnesium			
Total Bilirubin			
AST			
ALT			
Alkaline Phosphatase			
Serum Total Protein			
Albumin			
TSH			

	10/27/22 18:04	10/27/22 18:07	10/27/22 18:50
WBC			
RBC			
Hgb			
Hct			
MCV			
MCH			
MCHC			
RDW Coeff of Var			
Plt Count			
MPV			
Neut % (Auto)			
Lymph % (Auto)			
Mono % (Auto)			
Eos % (Auto)			
Baso % (Auto)			
Neut # (Auto)			
Lymph # (Auto)			
Mono # (Auto)			
Eos # (Auto)			
Baso # (Auto)			
Sodium	139		
Potassium	3.7		
Chloride	111 H		
Carbon Dioxide	19 L		
Anion Gap	13		

Emanate Health Queen of the Valley Hospital

Patient: Lyons, Kathleen A **Date of Birth:** 07/13/1961

Med/Rec Number: MR01483046 **Account Number:** QH0054940416 **Neurosurgical Progress Note**

BUN	31 H		
Creatinine	1.43 H		
Estimated GFR	37 L		
Glucose	315 H		
POC Glucose		286 H	227 H
Calcium	8.5		
Phosphorus	2.6		
Magnesium			
Total Bilirubin			
AST			
ALT			
Alkaline Phosphatase			
Serum Total Protein			
Albumin			
TSH			

	10/27/22 20:08	10/27/22 21:01	10/27/22 22:00
WBC			
RBC			
Hgb			
Hct			
MCV			
MCH			
MCHC			
RDW Coeff of Var			
Plt Count			
MPV			
Neut % (Auto)			
Lymph % (Auto)			
Mono % (Auto)			
Eos % (Auto)			
Baso % (Auto)			
Neut # (Auto)			
Lymph # (Auto)			
Mono # (Auto)			
Eos # (Auto)			
Baso # (Auto)			
Sodium			145
Potassium			3.1 L D
Chloride			121 H
Carbon Dioxide			16 L
Anion Gap			11
BUN			26 H
Creatinine			0.97
Estimated GFR			58 L
Glucose			164 H D
POC Glucose	220 H	231 H	
Calcium			6.6 L* D
Phosphorus			

Emanate Health Queen of the Valley Hospital

Patient: Lyons, Kathleen A **Date of Birth:** 07/13/1961

Med/Rec Number: MR01483046 **Account Number:** QH0054940416 **Neurosurgical Progress Note**

Magnesium			
Total Bilirubin			
AST			
ALT			
Alkaline Phosphatase			
Serum Total Protein			
Albumin			
TSH			

	10/27/22 22:03	10/27/22 23:08	10/28/22 00:10
WBC			
RBC			
Hgb			
Hct			
MCV			
MCH			
MCHC			
RDW Coeff of Var			
Plt Count			
MPV			
Neut % (Auto)			
Lymph % (Auto)			
Mono % (Auto)			
Eos % (Auto)			
Baso % (Auto)			
Neut # (Auto)			
Lymph # (Auto)			
Mono # (Auto)			
Eos # (Auto)			
Baso # (Auto)			
Sodium			
Potassium			
Chloride			
Carbon Dioxide			
Anion Gap			
BUN			
Creatinine			
Estimated GFR			
Glucose			
POC Glucose	156 H	157 H	140 H
Calcium			
Phosphorus			
Magnesium			
Total Bilirubin			
AST			
ALT			
Alkaline Phosphatase			
Serum Total Protein			
Albumin			

Emanate Health Queen of the Valley Hospital

Patient: Lyons, Kathleen A **Date of Birth:** 07/13/1961

Med/Rec Number: MR01483046 **Account Number:** QH0054940416 **Neurosurgical Progress Note**

TSH			
-----	--	--	--

	10/28/22 01:09	10/28/22 01:17	10/28/22 02:27
WBC			
RBC			
Hgb			
Hct			
MCV			
MCH			
MCHC			
RDW Coeff of Var			
Plt Count			
MPV			
Neut % (Auto)			
Lymph % (Auto)			
Mono % (Auto)			
Eos % (Auto)			
Baso % (Auto)			
Neut # (Auto)			
Lymph # (Auto)			
Mono # (Auto)			
Eos # (Auto)			
Baso # (Auto)			
Sodium		142	
Potassium		4.8 H D	
Chloride		117 H	
Carbon Dioxide		15 L	
Anion Gap		15	
BUN		31 H	
Creatinine		1.18 H	
Estimated GFR		47 L	
Glucose		150 H	
POC Glucose	138 H		142 H
Calcium		8.9 D	
Phosphorus			
Magnesium			
Total Bilirubin			
AST			
ALT			
Alkaline Phosphatase			
Serum Total Protein			
Albumin			
TSH			

	10/28/22 03:06	10/28/22 04:04	10/28/22 05:04
WBC			
RBC			
Hgb			

Emanate Health Queen of the Valley Hospital

Patient: Lyons, Kathleen A **Date of Birth:** 07/13/1961

Med/Rec Number: MR01483046 **Account Number:** QH0054940416 **Neurosurgical Progress Note**

Hct			
MCV			
MCH			
MCHC			
RDW Coeff of Var			
Plt Count			
MPV			
Neut % (Auto)			
Lymph % (Auto)			
Mono % (Auto)			
Eos % (Auto)			
Baso % (Auto)			
Neut # (Auto)			
Lymph # (Auto)			
Mono # (Auto)			
Eos # (Auto)			
Baso # (Auto)			
Sodium			
Potassium			
Chloride			
Carbon Dioxide			
Anion Gap			
BUN			
Creatinine			
Estimated GFR			
Glucose			
POC Glucose	145 H	136 H	146 H
Calcium			
Phosphorus			
Magnesium			
Total Bilirubin			
AST			
ALT			
Alkaline Phosphatase			
Serum Total Protein			
Albumin			
TSH			

	10/28/22 05:16	10/28/22 05:17	10/28/22 06:09
WBC	20.3 H D		
RBC	3.9		
Hgb	11.7		
Hct	37.2		
MCV	96.4		
MCH	30.3		
MCHC	31.4 L		
RDW Coeff of Var	14.8		
Plt Count	237		
MPV	8.7		

Emanate Health Queen of the Valley Hospital

Patient: Lyons, Kathleen A **Date of Birth:** 07/13/1961

Med/Rec Number: MR01483046 **Account Number:** QH0054940416 **Neurosurgical Progress Note**

Neut % (Auto)	79.6 H		
Lymph % (Auto)	10.6 L		
Mono % (Auto)	6.3		
Eos % (Auto)	3.3		
Baso % (Auto)	0.2		
Neut # (Auto)	16.1 H		
Lymph # (Auto)	2.2		
Mono # (Auto)	1.3 H		
Eos # (Auto)	0.7 H		
Baso # (Auto)	0.00 L		
Sodium		141	
Potassium		4.7 H	
Chloride		116 H	
Carbon Dioxide		17 L	
Anion Gap		13	
BUN		23	
Creatinine		1.13 H	
Estimated GFR		49 L	
Glucose		160 H	
POC Glucose			151 H
Calcium		8.6	
Phosphorus		3.8	
Magnesium		2.0	
Total Bilirubin		0.8	
AST		32	
ALT		13	
Alkaline Phosphatase		77	
Serum Total Protein		6.1	
Albumin		3.5	
TSH		0.513 L	

	10/28/22 07:21	10/28/22 08:12	10/28/22 09:07
WBC			
RBC			
Hgb			
Hct			
MCV			
MCH			
MCHC			
RDW Coeff of Var			
Plt Count			
MPV			
Neut % (Auto)			
Lymph % (Auto)			
Mono % (Auto)			
Eos % (Auto)			
Baso % (Auto)			
Neut # (Auto)			
Lymph # (Auto)			

Emanate Health Queen of the Valley Hospital

Patient: Lyons, Kathleen A **Date of Birth:** 07/13/1961

Med/Rec Number: MR01483046 **Account Number:** QH0054940416 **Neurosurgical Progress Note**

Mono # (Auto)			
Eos # (Auto)			
Baso # (Auto)			
Sodium			
Potassium			
Chloride			
Carbon Dioxide			
Anion Gap			
BUN			
Creatinine			
Estimated GFR			
Glucose			
POC Glucose	134 H	134 H	136 H
Calcium			
Phosphorus			
Magnesium			
Total Bilirubin			
AST			
ALT			
Alkaline Phosphatase			
Serum Total Protein			
Albumin			
TSH			

	10/28/22 09:09	10/28/22 09:55
WBC		
RBC		
Hgb		
Hct		
MCV		
MCH		
MCHC		
RDW Coeff of Var		
Plt Count		
MPV		
Neut % (Auto)		
Lymph % (Auto)		
Mono % (Auto)		
Eos % (Auto)		
Baso % (Auto)		
Neut # (Auto)		
Lymph # (Auto)		
Mono # (Auto)		
Eos # (Auto)		
Baso # (Auto)		
Sodium	142	
Potassium	4.3	
Chloride	116 H	
Carbon Dioxide	18 L	

Emanate Health Queen of the Valley Hospital

Patient: Lyons, Kathleen A **Date of Birth:** 07/13/1961

Med/Rec Number: MR01483046 **Account Number:** QH0054940416 **Neurosurgical Progress Note**

Anion Gap	12	
BUN	26 H	
Creatinine	1.06 H	
Estimated GFR	53 L	
Glucose	146 H	
POC Glucose		142 H
Calcium	8.6	
Phosphorus		
Magnesium		
Total Bilirubin		
AST		
ALT		
Alkaline Phosphatase		
Serum Total Protein		
Albumin		
TSH		

Documented By: Olsson, Ingrid PA-C

Signed By:

<Electronically signed by Ingrid Olsson PA-C>

<Electronically signed by Siraj M Gibani M.D.>

10/28/22 1059

10/28/22 1527

Emanate Health
Queen of the Valley Hospital
1115 S. Sunset Ave
West Covina, CA 91790

Critical Care - Progress Note

Patient: Lyons, Kathleen A
Med/Rec Number: MR01483046
Account Number: QH0054940416
Date of Birth: 07/13/1961

Rpt Mne: PE.PNCC2
Rpt Num: 1028-00474
Prov Mne: ABIDMOU
Cosign Mne:
Note Started: 10/28/22 1016

Provider:
Abidali, Moustapha D.O.

Date: 10/28/22

cc:

Assessment and Plan

Assessment and plan

(1) Colloid cyst of third ventricle:
Status: Acute
Category: Medical

Plan

Acute hypoxic respiratory failure
Obstructive hydrocephalus due to cholestasis status post resection
Intraventricular hemorrhage with midbrain hemorrhage
Hyponatremia
Diabetes type 2

CT head reviewed. No change in neuro status pre restart tube feeds today. Prognosis guarded treated

Continue mechanical ventilation support , likely need a tracheostomy

Daily CPAP trial

Currently off all sedation

Systolic blood pressure less than 140 Cardene/labetalol p.r.n.

Neuro check

Continue Accu-Chek insulin sliding scale

CT head reviewed

Postop care per Neurosurgery and management EVD

DVT prophylaxis with SCDs

GI prophylaxis

Prognosis guarded

Total Critical Care Time: 33

Attestation: The patient's condition required urgent complex decision-making to assess and prevent vital organ system failure. In order to prevent imminent or life threatening deterioration in the patient's condition, management required frequent reassessment of the clinical status at bedside, of vital signs, and response to interventions. The time involved in the performance of separately reportable procedures was not counted toward critical care time. Systems at risk: respiratory brain

Subjective

Subjective

Interval history:

Remains on mechanical ventilation. No change in her status

Vital Signs

Vital Signs

Last Vital Signs:

Temperature	97.5 F L	10/28/22 08:00
Temperature Source	Temporal Artery Scan	10/28/22 00:00
Pulse Rate	76	10/28/22 10:00
Pulse Rhythm	Regular	10/28/22 08:00
Pulse Strength	Normal	10/28/22 08:00
Respiratory Rate	19	10/28/22 10:00
Respiratory Effort		10/28/22 08:00
Respiratory Depth	Normal	10/28/22 08:00
Respiratory Pattern		10/28/22 08:00
Blood Pressure	119/42 L	10/28/22 10:00
Blood Pressure Mean	67	10/28/22 10:00
Blood Pressure Location	Right Arm	10/26/22 16:00
Pulse Oximetry	97	10/28/22 10:00
O2 Delivery		10/27/22 16:00
FI02	30	10/28/22 08:00
Sepsis Action Taken by Nursing	No Action Required	10/28/22 08:00

Exam

Narrative: Exam Narrative:
Exam Narrative:
General: Intubated orally
ENT: Eyes are normal to inspection. MMM . PERRL dressing overhead EVD
Neck: Normal inspection. Full range of motion.
Respiratory: No respiratory distress. Breath sounds normal bilaterally. No rhonchi, wheezes, or crackles present.
Cardiovascular: Regular rate and rhythm. S1S2 present.
Abdomen: The abdomen is soft and non-tender, non-distended. Active bowel sounds present.
Neuro: Intubated off sedation left thigh 5 millimeters very sluggish to reactive to light right eye 1 millimeter reactive to light. Withdraws to painful stimuli on the left leg only. Does not follow commands

Objective

Labs

CBC & Chem 7:

10/29/22 06:05

Emanate Health Queen of the Valley Hospital

Patient: Lyons, Kathleen A Date of Birth: 07/13/1961

Med/Rec Number: MR01483046 Account Number: QH0054940416 Critical Care - Progress Note

15.8H# 11.5 225
35.0

10/29/22 06:05

142 116H 17 174H
3.9 20 0.81

Labs:

Laboratory Results - last 24 hr

	10/27/22 12:21	10/27/22 13:16	10/27/22 14:08
WBC			
RBC			
Hgb			
Hct			
MCV			
MCH			
MCHC			
RDW Coeff of Var			
Plt Count			
MPV			
Neut % (Auto)			
Lymph % (Auto)			
Mono % (Auto)			
Eos % (Auto)			
Baso % (Auto)			
Neut # (Auto)			
Lymph # (Auto)			
Mono # (Auto)			
Eos # (Auto)			
Baso # (Auto)			
Sodium			
Potassium			
Chloride			
Carbon Dioxide			
Anion Gap			
BUN			
Creatinine			
Estimated GFR			
Glucose			
POC Glucose	441 H*	403 H*	427 H*
Calcium			
Phosphorus			
Magnesium			
Total Bilirubin			
AST			
ALT			
Alkaline Phosphatase			
Serum Total Protein			

Emanate Health Queen of the Valley Hospital

Patient: Lyons, Kathleen A **Date of Birth:** 07/13/1961

Med/Rec Number: MR01483046 **Account Number:** QH0054940416 **Critical Care - Progress Note**

Albumin			
TSH			

	10/27/22 15:09	10/27/22 16:07	10/27/22 17:13
WBC			
RBC			
Hgb			
Hct			
MCV			
MCH			
MCHC			
RDW Coeff of Var			
Plt Count			
MPV			
Neut % (Auto)			
Lymph % (Auto)			
Mono % (Auto)			
Eos % (Auto)			
Baso % (Auto)			
Neut # (Auto)			
Lymph # (Auto)			
Mono # (Auto)			
Eos # (Auto)			
Baso # (Auto)			
Sodium			
Potassium			
Chloride			
Carbon Dioxide			
Anion Gap			
BUN			
Creatinine			
Estimated GFR			
Glucose			
POC Glucose	366 H	321 H	277 H
Calcium			
Phosphorus			
Magnesium			
Total Bilirubin			
AST			
ALT			
Alkaline Phosphatase			
Serum Total Protein			
Albumin			
TSH			

	10/27/22 18:04	10/27/22 18:07	10/27/22 18:50
WBC			
RBC			

Emanate Health Queen of the Valley Hospital

Patient: Lyons, Kathleen A **Date of Birth:** 07/13/1961

Med/Rec Number: MR01483046 **Account Number:** QH0054940416 **Critical Care - Progress Note**

Hgb			
Hct			
MCV			
MCH			
MCHC			
RDW Coeff of Var			
Plt Count			
MPV			
Neut % (Auto)			
Lymph % (Auto)			
Mono % (Auto)			
Eos % (Auto)			
Baso % (Auto)			
Neut # (Auto)			
Lymph # (Auto)			
Mono # (Auto)			
Eos # (Auto)			
Baso # (Auto)			
Sodium	139		
Potassium	3.7		
Chloride	111 H		
Carbon Dioxide	19 L		
Anion Gap	13		
BUN	31 H		
Creatinine	1.43 H		
Estimated GFR	37 L		
Glucose	315 H		
POC Glucose		286 H	227 H
Calcium	8.5		
Phosphorus	2.6		
Magnesium			
Total Bilirubin			
AST			
ALT			
Alkaline Phosphatase			
Serum Total Protein			
Albumin			
TSH			

	10/27/22 20:08	10/27/22 21:01	10/27/22 22:00
WBC			
RBC			
Hgb			
Hct			
MCV			
MCH			
MCHC			
RDW Coeff of Var			
Plt Count			

Emanate Health Queen of the Valley Hospital

Patient: Lyons, Kathleen A **Date of Birth:** 07/13/1961

Med/Rec Number: MR01483046 **Account Number:** QH0054940416 **Critical Care - Progress Note**

MPV			
Neut % (Auto)			
Lymph % (Auto)			
Mono % (Auto)			
Eos % (Auto)			
Baso % (Auto)			
Neut # (Auto)			
Lymph # (Auto)			
Mono # (Auto)			
Eos # (Auto)			
Baso # (Auto)			
Sodium			145
Potassium			3.1 L D
Chloride			121 H
Carbon Dioxide			16 L
Anion Gap			11
BUN			26 H
Creatinine			0.97
Estimated GFR			58 L
Glucose			164 H D
POC Glucose	220 H	231 H	
Calcium			6.6 L* D
Phosphorus			
Magnesium			
Total Bilirubin			
AST			
ALT			
Alkaline Phosphatase			
Serum Total Protein			
Albumin			
TSH			

	10/27/22 22:03	10/27/22 23:08	10/28/22 00:10
WBC			
RBC			
Hgb			
Hct			
MCV			
MCH			
MCHC			
RDW Coeff of Var			
Plt Count			
MPV			
Neut % (Auto)			
Lymph % (Auto)			
Mono % (Auto)			
Eos % (Auto)			
Baso % (Auto)			
Neut # (Auto)			

Emanate Health Queen of the Valley Hospital

Patient: Lyons, Kathleen A **Date of Birth:** 07/13/1961

Med/Rec Number: MR01483046 **Account Number:** QH0054940416 **Critical Care - Progress Note**

Lymph # (Auto)			
Mono # (Auto)			
Eos # (Auto)			
Baso # (Auto)			
Sodium			
Potassium			
Chloride			
Carbon Dioxide			
Anion Gap			
BUN			
Creatinine			
Estimated GFR			
Glucose			
POC Glucose	156 H	157 H	140 H
Calcium			
Phosphorus			
Magnesium			
Total Bilirubin			
AST			
ALT			
Alkaline Phosphatase			
Serum Total Protein			
Albumin			
TSH			

	10/28/22 01:09	10/28/22 01:17	10/28/22 02:27
WBC			
RBC			
Hgb			
Hct			
MCV			
MCH			
MCHC			
RDW Coeff of Var			
Plt Count			
MPV			
Neut % (Auto)			
Lymph % (Auto)			
Mono % (Auto)			
Eos % (Auto)			
Baso % (Auto)			
Neut # (Auto)			
Lymph # (Auto)			
Mono # (Auto)			
Eos # (Auto)			
Baso # (Auto)			
Sodium		142	
Potassium		4.8 H D	
Chloride		117 H	

Emanate Health Queen of the Valley Hospital

Patient: Lyons, Kathleen A **Date of Birth:** 07/13/1961

Med/Rec Number: MR01483046 **Account Number:** QH0054940416 **Critical Care - Progress Note**

Carbon Dioxide		15 L	
Anion Gap		15	
BUN		31 H	
Creatinine		1.18 H	
Estimated GFR		47 L	
Glucose		150 H	
POC Glucose	138 H		142 H
Calcium		8.9 D	
Phosphorus			
Magnesium			
Total Bilirubin			
AST			
ALT			
Alkaline Phosphatase			
Serum Total Protein			
Albumin			
TSH			

	10/28/22 03:06	10/28/22 04:04	10/28/22 05:04
WBC			
RBC			
Hgb			
Hct			
MCV			
MCH			
MCHC			
RDW Coeff of Var			
Plt Count			
MPV			
Neut % (Auto)			
Lymph % (Auto)			
Mono % (Auto)			
Eos % (Auto)			
Baso % (Auto)			
Neut # (Auto)			
Lymph # (Auto)			
Mono # (Auto)			
Eos # (Auto)			
Baso # (Auto)			
Sodium			
Potassium			
Chloride			
Carbon Dioxide			
Anion Gap			
BUN			
Creatinine			
Estimated GFR			
Glucose			
POC Glucose	145 H	136 H	146 H

Emanate Health Queen of the Valley Hospital

Patient: Lyons, Kathleen A **Date of Birth:** 07/13/1961

Med/Rec Number: MR01483046 **Account Number:** QH0054940416 **Critical Care - Progress Note**

Calcium			
Phosphorus			
Magnesium			
Total Bilirubin			
AST			
ALT			
Alkaline Phosphatase			
Serum Total Protein			
Albumin			
TSH			

	10/28/22 05:16	10/28/22 05:17	10/28/22 06:09
WBC	20.3 H D		
RBC	3.9		
Hgb	11.7		
Hct	37.2		
MCV	96.4		
MCH	30.3		
MCHC	31.4 L		
RDW Coeff of Var	14.8		
Plt Count	237		
MPV	8.7		
Neut % (Auto)	79.6 H		
Lymph % (Auto)	10.6 L		
Mono % (Auto)	6.3		
Eos % (Auto)	3.3		
Baso % (Auto)	0.2		
Neut # (Auto)	16.1 H		
Lymph # (Auto)	2.2		
Mono # (Auto)	1.3 H		
Eos # (Auto)	0.7 H		
Baso # (Auto)	0.00 L		
Sodium		141	
Potassium		4.7 H	
Chloride		116 H	
Carbon Dioxide		17 L	
Anion Gap		13	
BUN		23	
Creatinine		1.13 H	
Estimated GFR		49 L	
Glucose		160 H	
POC Glucose			151 H
Calcium		8.6	
Phosphorus		3.8	
Magnesium		2.0	
Total Bilirubin		0.8	
AST		32	
ALT		13	
Alkaline Phosphatase		77	

Emanate Health Queen of the Valley Hospital

Patient: Lyons, Kathleen A **Date of Birth:** 07/13/1961

Med/Rec Number: MR01483046 **Account Number:** QH0054940416 **Critical Care - Progress Note**

Serum Total Protein		6.1	
Albumin		3.5	
TSH		0.513 L	

	10/28/22 07:21	10/28/22 08:12	10/28/22 09:07
WBC			
RBC			
Hgb			
Hct			
MCV			
MCH			
MCHC			
RDW Coeff of Var			
Plt Count			
MPV			
Neut % (Auto)			
Lymph % (Auto)			
Mono % (Auto)			
Eos % (Auto)			
Baso % (Auto)			
Neut # (Auto)			
Lymph # (Auto)			
Mono # (Auto)			
Eos # (Auto)			
Baso # (Auto)			
Sodium			
Potassium			
Chloride			
Carbon Dioxide			
Anion Gap			
BUN			
Creatinine			
Estimated GFR			
Glucose			
POC Glucose	134 H	134 H	136 H
Calcium			
Phosphorus			
Magnesium			
Total Bilirubin			
AST			
ALT			
Alkaline Phosphatase			
Serum Total Protein			
Albumin			
TSH			

	10/28/22 09:09	10/28/22 09:55
WBC		

Emanate Health Queen of the Valley Hospital

Patient: Lyons, Kathleen A **Date of Birth:** 07/13/1961

Med/Rec Number: MR01483046 **Account Number:** QH0054940416 **Critical Care - Progress Note**

RBC		
Hgb		
Hct		
MCV		
MCH		
MCHC		
RDW Coeff of Var		
Plt Count		
MPV		
Neut % (Auto)		
Lymph % (Auto)		
Mono % (Auto)		
Eos % (Auto)		
Baso % (Auto)		
Neut # (Auto)		
Lymph # (Auto)		
Mono # (Auto)		
Eos # (Auto)		
Baso # (Auto)		
Sodium	142	
Potassium	4.3	
Chloride	116 H	
Carbon Dioxide	18 L	
Anion Gap	12	
BUN	26 H	
Creatinine	1.06 H	
Estimated GFR	53 L	
Glucose	146 H	
POC Glucose		142 H
Calcium	8.6	
Phosphorus		
Magnesium		
Total Bilirubin		
AST		
ALT		
Alkaline Phosphatase		
Serum Total Protein		
Albumin		
TSH		

Documented By: Abidali, Moustapha D.O.

Signed By:
<Electronically signed by Moustapha Abidali D.O.>

10/29/22 0958

Emanate Health
Queen of the Valley Hospital
1115 S. Sunset Ave
West Covina, CA 91790

Endocrinology Progress Note

Patient: Lyons, Kathleen A
Med/Rec Number: MR01483046
Account Number: QH0054940416
Date of Birth: 07/13/1961

Rpt Mne: P.PNEN
Rpt Num: 1028-00093
Prov Mne: AMARAM
Cosign Mne:
Note Started: 10/28/22 0720

Provider:
Amani-Yazdi, Rambod M.D.

Date: 10/28/22

cc:

Assessment and Plan

Assessment and plan

(1) Diabetes mellitus due to underlying condition, uncontrolled, with hyperglycemia:

Status: Acute

Assessment and Plan:

Laboratory Tests

	10/25/22 04:56
Hemoglobin A1c	7.9 H

IS ON NS AT 50 ML/HR.
IS ON INSULIN DRIP AND FS Q1HR. BLOOD SUGARS ARE BETTER.
S/P K AND CALCIUM REPLACED.
CONTINUE WITH THE INSULIN DRIP.
CHANGE THE FS TO Q2HRS.
CHANGE THE CHEM 7 TO Q8HRS.
CONSIDER START NUTRITION.

Category: Medical

(2) Hypothyroid:

Status: Acute

Assessment and Plan:

Laboratory Tests

	10/28/22 05:17
TSH	0.513 L

IS ON LT4 AT 0.112 MG DAILY.

Category: Medical

Subjective

Emanate Health Queen of the Valley Hospital
Patient: Lyons, Kathleen A **Date of Birth:** 07/13/1961

Med/Rec Number: MR01483046 **Account Number:** QH0054940416 **Endocrinology Progress Note**

Subjective: Progress Note Date: 10/28/22 Principal diagnosis: IRDM/HYPOTHYROID/RESP FAILURE Interval history: NPO IS ON IVF.

Vital Signs

Vital Signs

Last Vital Signs:

Temperature	98.1 F	10/28/22 00:00
Temperature Source	Temporal Artery Scan	10/28/22 00:00
Pulse Rate	79	10/28/22 06:30
Pulse Rhythm	Regular	10/28/22 04:00
Pulse Strength	Normal	10/28/22 04:00
Respiratory Rate	19	10/28/22 06:30
Respiratory Effort		10/28/22 04:00
Respiratory Depth	Normal	10/28/22 04:00
Respiratory Pattern		10/28/22 04:00
Blood Pressure	116/40 L	10/28/22 06:30
Blood Pressure Mean	65	10/28/22 06:30
Blood Pressure Location	Right Arm	10/26/22 16:00
Pulse Oximetry	98	10/28/22 06:30
O2 Delivery		10/27/22 16:00
FI02	30	10/28/22 05:00
Sepsis Action Taken by Nursing	No Action Required	10/27/22 20:00

Exam

Narrative

Exam Narrative:
 HEENT: PALE, ORALLY INTUBATED.HAS VENTRICULOSTOMY.
 NECK: NO JVD.
 LUNG: RHONCHI
 HEART: NORMAL S1, S2 NO MUR MUR.
 ABDOMEN: SOFT, NON TENDER.
 EXTREMITY: NO EDEMA.

Objective Data

Labs

CBC & Chem 7:

10/28/22 05:16

20.3H# 11.7 237
 37.2

10/28/22 09:09

142 116H 26H 146H
 4.3 18L 1.06H

Labs:

Laboratory Results - last 24 hr

	10/27/22 12:21	10/27/22 13:16	10/27/22 14:08
Sodium			
Potassium			
Chloride			
Carbon Dioxide			
Anion Gap			
BUN			
Creatinine			
Estimated GFR			
Glucose			
POC Glucose	441 H*	403 H*	427 H*
Calcium			
Phosphorus			
Magnesium			
Total Bilirubin			
AST			
ALT			
Alkaline Phosphatase			
Serum Total Protein			
Albumin			
TSH			

	10/27/22 15:09	10/27/22 16:07	10/27/22 17:13
Sodium			
Potassium			
Chloride			
Carbon Dioxide			
Anion Gap			
BUN			
Creatinine			
Estimated GFR			
Glucose			
POC Glucose	366 H	321 H	277 H
Calcium			
Phosphorus			
Magnesium			
Total Bilirubin			
AST			
ALT			
Alkaline Phosphatase			
Serum Total Protein			
Albumin			
TSH			

Emanate Health Queen of the Valley Hospital

Patient: Lyons, Kathleen A **Date of Birth:** 07/13/1961

Med/Rec Number: MR01483046 **Account Number:** QH0054940416 **Endocrinology Progress Note**

	10/27/22 18:04	10/27/22 18:07	10/27/22 18:50
Sodium	139		
Potassium	3.7		
Chloride	111 H		
Carbon Dioxide	19 L		
Anion Gap	13		
BUN	31 H		
Creatinine	1.43 H		
Estimated GFR	37 L		
Glucose	315 H		
POC Glucose		286 H	227 H
Calcium	8.5		
Phosphorus	2.6		
Magnesium			
Total Bilirubin			
AST			
ALT			
Alkaline Phosphatase			
Serum Total Protein			
Albumin			
TSH			

	10/27/22 20:08	10/27/22 21:01	10/27/22 22:00
Sodium			145
Potassium			3.1 L D
Chloride			121 H
Carbon Dioxide			16 L
Anion Gap			11
BUN			26 H
Creatinine			0.97
Estimated GFR			58 L
Glucose			164 H D
POC Glucose	220 H	231 H	
Calcium			6.6 L* D
Phosphorus			
Magnesium			
Total Bilirubin			
AST			
ALT			
Alkaline Phosphatase			
Serum Total Protein			
Albumin			
TSH			

	10/27/22 22:03	10/27/22 23:08	10/28/22 00:10
Sodium			
Potassium			

Emanate Health Queen of the Valley Hospital

Patient: Lyons, Kathleen A **Date of Birth:** 07/13/1961

Med/Rec Number: MR01483046 **Account Number:** QH0054940416 **Endocrinology Progress Note**

Chloride			
Carbon Dioxide			
Anion Gap			
BUN			
Creatinine			
Estimated GFR			
Glucose			
POC Glucose	156 H	157 H	140 H
Calcium			
Phosphorus			
Magnesium			
Total Bilirubin			
AST			
ALT			
Alkaline Phosphatase			
Serum Total Protein			
Albumin			
TSH			

	10/28/22 01:09	10/28/22 01:17	10/28/22 02:27
Sodium		142	
Potassium		4.8 H D	
Chloride		117 H	
Carbon Dioxide		15 L	
Anion Gap		15	
BUN		31 H	
Creatinine		1.18 H	
Estimated GFR		47 L	
Glucose		150 H	
POC Glucose	138 H		142 H
Calcium		8.9 D	
Phosphorus			
Magnesium			
Total Bilirubin			
AST			
ALT			
Alkaline Phosphatase			
Serum Total Protein			
Albumin			
TSH			

	10/28/22 03:06	10/28/22 04:04	10/28/22 05:04
Sodium			
Potassium			
Chloride			
Carbon Dioxide			
Anion Gap			
BUN			

Emanate Health Queen of the Valley Hospital

Patient: Lyons, Kathleen A **Date of Birth:** 07/13/1961

Med/Rec Number: MR01483046 **Account Number:** QH0054940416 **Endocrinology Progress Note**

Creatinine			
Estimated GFR			
Glucose			
POC Glucose	145 H	136 H	146 H
Calcium			
Phosphorus			
Magnesium			
Total Bilirubin			
AST			
ALT			
Alkaline Phosphatase			
Serum Total Protein			
Albumin			
TSH			

	10/28/22 05:17	10/28/22 06:09
Sodium	141	
Potassium	4.7 H	
Chloride	116 H	
Carbon Dioxide	17 L	
Anion Gap	13	
BUN	23	
Creatinine	1.13 H	
Estimated GFR	49 L	
Glucose	160 H	
POC Glucose		151 H
Calcium	8.6	
Phosphorus	3.8	
Magnesium	2.0	
Total Bilirubin	0.8	
AST	32	
ALT	13	
Alkaline Phosphatase	77	
Serum Total Protein	6.1	
Albumin	3.5	
TSH	0.513 L	

Documented By: Amani-Yazdi, Rambod M.D.

Signed By:
<Electronically signed by Rambod Amani-Yazdi M.D.>

10/28/22 1031

Emanate Health
Queen of the Valley Hospital
1115 S. Sunset Ave
West Covina, CA 91790

Internal Med Progress Note

Patient: Lyons, Kathleen A
Med/Rec Number: MR01483046
Account Number: QH0054940416
Date of Birth: 07/13/1961

Rpt Mne: P.PNIM
Rpt Num: 1027-01294
Prov Mne: BATAUG
Cosign Mne:
Note Started: 10/27/22 1510

Provider:
Batou, Augen D.O.

Date: 10/27/22

cc:

Assessment and Plan

Assessment and plan

- (1) Hydrocephalus:
Status: Acute
Category: Medical
- (2) Colloid cyst of third ventricle:
Status: Acute
Category: Medical
- (3) Hyponatremia:
Status: Acute
Category: Medical
- (4) Diabetes mellitus due to underlying condition, uncontrolled, with hyperglycemia:
Status: Acute
Category: Medical
- (5) Memory loss:
Status: Acute
Category: Medical

Plan

10/27

Patient underwent right frontal endoscopic transventricular resection of colloid cyst, in addition to placement of an EVD
Remains intubated, in the ICU
Does retract to pain, left pupil is more dilated and sluggish since OR, will continue to monitor
Repeat CT head demonstrates stable intraventricular hemorrhage from her prior scan, In addition to SAH
-remains on nimodipine, nicardipine drip to maintain blood pressures
Low-grade fevers, suspect central/postoperative, but will monitor close
Continue supportive and respiratory care measures
Severely hyperglycemic, greatly appreciate assistance from endocrinology, will adjust basal/bolus insulin regiment, but for now will initiate a insulin drip
-appreciate assistance from endocrinology as well

10/26

Preop chest x-ray and labs remain stable and unremarkable
Patient is clinically stable and resting comfortably, she is NPO awaiting surgery

Will monitor the patient closely after her neurosurgical interventions, appreciate assistance from our specialists

10/25

Continue neuro checks, monitor the patient closely
Vitals and labs otherwise grossly stable
NPO midnight pending OR tomorrow with neurosurgery

10/24

Patient seems to be clinically and hemodynamically stable
Vitals and labs otherwise stable
No longer hypoglycemic, check A1c
Continue neuro checks and close monitoring
Plan for OR this Wednesday with neurosurgery

10/23

decrease PM Levemir from 20 to 10
explained to patient why we want to avoid hypoglycemia and importance of accurate neuro check , she stats understanding neurosurgery following , recommended :
- Neuro checks, monitor for increasing headaches, somnolence, risk for sudden death
- Continue supportive care
- Anticipate OR next Wednesday 10/26
AM labs

Vital Signs

Vital Signs

Last Vital Signs:

Temperature	100.0 F H	10/27/22 12:00
Temperature Source	Oral	10/27/22 12:00
Pulse Rate	109 H	10/27/22 13:00
Pulse Rhythm	Regular	10/27/22 12:00
Pulse Strength	Normal	10/27/22 12:00
Respiratory Rate	20	10/27/22 13:00
Respiratory Effort		10/27/22 12:00
Respiratory Depth	Normal	10/27/22 12:00
Respiratory Pattern		10/27/22 12:00
Blood Pressure	129/41 H	10/27/22 13:00
Blood Pressure Mean	70	10/27/22 13:00
Blood Pressure Location	Right Arm	10/26/22 16:00
Pulse Oximetry	100	10/27/22 13:00
O2 Delivery		10/27/22 05:00
FIO2	40	10/27/22 12:00
Sepsis Action Taken by Nursing	No Action Required	10/27/22 08:00

Exam

Narrative: Exam Narrative:
 Exam Narrative:
 General: Patient is awake, alert and oriented, in no acute distress.
 ENT: Eyes are normal to inspection. MMM . PERRL
 Neck: Normal inspection. Full range of motion.
 Respiratory: No respiratory distress. Breath sounds normal bilaterally. No rhonchi, wheezes, or crackles present.
 Cardiovascular: Regular rate and rhythm. S1S2 present.
 Abdomen: The abdomen is soft and non-tender, non-distended. Active bowel sounds present.
 Extremities: Normal appearance. Full range of motion.
 Neuro: Oriented x3. short term memory loss. Normal motor function.

Internal Medicine - PN: Obj Da

Labs

CBC & Chem 7:

10/27/22 04:16

13.7H# 13.4 278#
 41.0

10/27/22 04:16

135L 104 18 518H#
 4.9H 16L 1.18H

Labs:

Laboratory Results - last 24 hr

	10/26/22 20:59	10/26/22 21:15	10/26/22 23:20
WBC			
RBC			
Hgb			
Hct			
MCV			
MCH			
MCHC			
RDW Coeff of Var			
Plt Count			
MPV			
Total Counted			
Neutrophils % (Manual)			
Lymphocytes % (Manual)			
Monocytes % (Manual)			
Band Neutrophils			
Platelet Evaluation			
RBC Morphology			

Emanate Health Queen of the Valley Hospital

Patient: Lyons, Kathleen A **Date of Birth:** 07/13/1961

Med/Rec Number: MR01483046 **Account Number:** QH0054940416 **Internal Med Progress Note**

Specimen Type		Arterial	
Puncture Site		Right radial	
Patient Activity		16	
ABG pH		7.431	
ABG pCO2		29.7 L	
ABG pO2		311.0 H	
ABG HCO3		19.8 L	
ABG O2 Saturation		99.4	
ABG Base Excess		-4.5 L	
ABG Oxyhemoglobin		98.6 H	
ABG Methemoglobin		0.6	
Allen Test		Pass	
ABG Lactate		1.8 H	
A-a O2 Gradient		360.600	
Carboxyhemoglobin		0.2	
Total Hemoglobin		14.4	
Sodium		136.0	
Potassium		4.3	
Chloride		105.0	
Ionized Calcium		1.16	
Assist Control		16	
FiO2 %		100.0	
Tidal Volume		500	
PEEP		5	
Instrument		Qvh-b	
Carbon Dioxide			
Anion Gap			
BUN			
Creatinine			
Estimated GFR			
Glucose			
POC Glucose	240 H		304 H
Calcium			
Phosphorus			
Magnesium			

	10/27/22 04:16	10/27/22 04:16	10/27/22 05:32
WBC	13.7 H D		
RBC	4.4		
Hgb	13.4		
Hct	41.0		
MCV	92.8		
MCH	30.3		
MCHC	32.7 L		
RDW Coeff of Var	13.9		
Plt Count	278 D		
MPV	8.9		
Total Counted	100		
Neutrophils % (Manual)	94 H		

Emanate Health Queen of the Valley Hospital

Patient: Lyons, Kathleen A **Date of Birth:** 07/13/1961

Med/Rec Number: MR01483046 **Account Number:** QH0054940416 **Internal Med Progress Note**

Lymphocytes % (Manual)	2 L		
Monocytes % (Manual)	2		
Band Neutrophils	2.0		
Platelet Evaluation	Adequate		
RBC Morphology	Normal		
Specimen Type			
Puncture Site			
Patient Activity			
ABG pH			
ABG pCO2			
ABG pO2			
ABG HCO3			
ABG O2 Saturation			
ABG Base Excess			
ABG Oxyhemoglobin			
ABG Methemoglobin			
Allen Test			
ABG Lactate			
A-a O2 Gradient			
Carboxyhemoglobin			
Total Hemoglobin			
Sodium		135 L	
Potassium		4.9 H	
Chloride		104	
Ionized Calcium			
Assist Control			
FiO2 %			
Tidal Volume			
PEEP			
Instrument			
Carbon Dioxide		16 L	
Anion Gap		20 H	
BUN		18	
Creatinine		1.18 H	
Estimated GFR		47 L	
Glucose		518 H*	
POC Glucose			468 H*
Calcium		8.8	
Phosphorus		3.4	
Magnesium		1.9	

	10/27/22 12:21	10/27/22 13:16
WBC		
RBC		
Hgb		
Hct		
MCV		
MCH		
MCHC		

Emanate Health Queen of the Valley Hospital

Patient: Lyons, Kathleen A **Date of Birth:** 07/13/1961

Med/Rec Number: MR01483046 **Account Number:** QH0054940416 **Internal Med Progress Note**

RDW Coeff of Var		
Plt Count		
MPV		
Total Counted		
Neutrophils % (Manual)		
Lymphocytes % (Manual)		
Monocytes % (Manual)		
Band Neutrophils		
Platelet Evaluation		
RBC Morphology		
Specimen Type		
Puncture Site		
Patient Activity		
ABG pH		
ABG pCO2		
ABG pO2		
ABG HCO3		
ABG O2 Saturation		
ABG Base Excess		
ABG Oxyhemoglobin		
ABG Methemoglobin		
Allen Test		
ABG Lactate		
A-a O2 Gradient		
Carboxyhemoglobin		
Total Hemoglobin		
Sodium		
Potassium		
Chloride		
Ionized Calcium		
Assist Control		
FiO2 %		
Tidal Volume		
PEEP		
Instrument		
Carbon Dioxide		
Anion Gap		
BUN		
Creatinine		
Estimated GFR		
Glucose		
POC Glucose	441 H*	403 H*
Calcium		
Phosphorus		
Magnesium		

Emanate Health Queen of the Valley Hospital

Patient: Lyons, Kathleen A **Date of Birth:** 07/13/1961

Med/Rec Number: MR01483046 **Account Number:** QH0054940416 **Internal Med Progress Note**

Documented By: Batou, Augen D.O.

Signed By:

<Electronically signed by Augen Batou D.O.>

10/27/22 1516

Emanate Health
Queen of the Valley Hospital
1115 S. Sunset Ave
West Covina, CA 91790

Neurosurgical Progress Note

Patient: Lyons, Kathleen A
Med/Rec Number: MR01483046
Account Number: QH0054940416
Date of Birth: 07/13/1961

Rpt Mne: P.PNNS
Rpt Num: 1027-00279
Prov Mne: YEDONAL
Cosign Mne:
Note Started: 10/27/22 0909

Provider:
Ye, Donald

Date: 10/27/22

cc:

Assessment and Plan

Assessment and plan

- (1) Colloid cyst of third ventricle:
Status: Acute
Category: Medical

Plan

- 61F w/ obstructive hydrocephalus, colloid cyst
- Post-op IVH with midbrain hemorrhage, slightly increased on repeat imaging.
- Stable hydrocephalus, continue EVD open at 0
- SBP < 140, cardene/labetolol ordered
- Supportive care
- Benefit from improved blood glucose control, appreciate medicine recs
- Given degree of neurological injury, may be a prolonged recovery. Discussed with her sister over the phone. Will continue to follow.

Subjective

Subjective

Interval history:

POD #1 s/p R frontal endoscopic resection of colloid cyst, placement of EVD.

No significant post-operative improvement. Remains minimally responsive.

Vital Signs

Vital Signs

Last Vital Signs:

Temperature	100.3 F H	10/27/22 04:00
Temperature Source	Oral	10/27/22 04:00
Pulse Rate	106 H	10/27/22 06:16
Pulse Rhythm	Regular	10/27/22 04:00
Pulse Strength	Normal	10/27/22 04:00
Respiratory Rate	25 H	10/27/22 06:16
Respiratory Effort		10/27/22 04:00

Respiratory Depth	Normal	10/27/22 04:00
Respiratory Pattern		10/27/22 04:00
Blood Pressure	126/41 H	10/27/22 06:16
Blood Pressure Mean	62	10/27/22 06:16
Blood Pressure Location	Right Arm	10/26/22 16:00
Pulse Oximetry	100	10/27/22 06:16
O2 Delivery		10/27/22 05:00
FIO2	40	10/27/22 05:40
Sepsis Action Taken by Nursing	No Action Required	10/26/22 08:00

Exam

Neuro: Other:
 Intubated, off sedation
 Breating above set rate
 Pupils R: 3mm reactive, L 6 mm, less irregular, sluggish
 Weak corneal, +cough/gag
 RUE/RLE extensor posture
 LUE/LLE withdrawal, triple flexion

Drain in place, dressing c/d/i

Objective Data

Labs

CBC & Chem 7:

13.7H# 13.4 278#
 41.0

10/27/22 04:16

135L 104 18 518H#
 4.9H 16L 1.18H

10/27/22 04:16

Labs:

Laboratory Results - last 24 hr

	10/26/22 07:30	10/26/22 11:07	10/26/22 20:59
WBC			
RBC			
Hgb			
Hct			
MCV			
MCH			
MCHC			
RDW Coeff of Var			
Plt Count			

Emanate Health Queen of the Valley Hospital

Patient: Lyons, Kathleen A **Date of Birth:** 07/13/1961

Med/Rec Number: MR01483046 **Account Number:** QH0054940416 **Neurosurgical Progress Note**

MPV			
Total Counted			
Neutrophils % (Manual)			
Lymphocytes % (Manual)			
Monocytes % (Manual)			
Band Neutrophils			
Platelet Evaluation			
RBC Morphology			
Specimen Type			
Puncture Site			
Patient Activity			
ABG pH			
ABG pCO2			
ABG pO2			
ABG HCO3			
ABG O2 Saturation			
ABG Base Excess			
ABG Oxyhemoglobin			
ABG Methemoglobin			
Allen Test			
ABG Lactate			
A-a O2 Gradient			
Carboxyhemoglobin			
Total Hemoglobin			
Sodium			
Potassium			
Chloride			
Ionized Calcium			
Assist Control			
FiO2 %			
Tidal Volume			
PEEP			
Instrument			
Carbon Dioxide			
Anion Gap			
BUN			
Creatinine			
Estimated GFR			
Glucose			
POC Glucose		275 H	240 H
Calcium			
Phosphorus			
Magnesium			
Urine Color	Yellow		
Urine Appearance	Clear		
Urine pH	6.0		
Ur Specific Gravity	1.014		
Urine Protein	Negative		
Urine Glucose (UA)	3+ H		
Urine Ketones	1+ H		

Emanate Health Queen of the Valley Hospital

Patient: Lyons, Kathleen A **Date of Birth:** 07/13/1961

Med/Rec Number: MR01483046 **Account Number:** QH0054940416 **Neurosurgical Progress Note**

Urine Nitrate	Negative		
Urine Bilirubin	Negative		
Urine Urobilinogen	0.2		
Ur Leukocyte Esterase	Trace H		
U Hyaline Cast (Auto)	0-2		
Urine RBC	6-10		
Urine WBC	0-2		
Ur Epithelial Cells	None seen		
Urine Bacteria	None seen		
Urine Hemoglobin	1+ H		

	10/26/22 21:15	10/26/22 23:20	10/27/22 04:16
WBC			13.7 H D
RBC			4.4
Hgb			13.4
Hct			41.0
MCV			92.8
MCH			30.3
MCHC			32.7 L
RDW Coeff of Var			13.9
Plt Count			278 D
MPV			8.9
Total Counted			100
Neutrophils % (Manual)			94 H
Lymphocytes % (Manual)			2 L
Monocytes % (Manual)			2
Band Neutrophils			2.0
Platelet Evaluation			Adequate
RBC Morphology			Normal
Specimen Type	Arterial		
Puncture Site	Right radial		
Patient Activity	16		
ABG pH	7.431		
ABG pCO2	29.7 L		
ABG pO2	311.0 H		
ABG HCO3	19.8 L		
ABG O2 Saturation	99.4		
ABG Base Excess	-4.5 L		
ABG Oxyhemoglobin	98.6 H		
ABG Methemoglobin	0.6		
Allen Test	Pass		
ABG Lactate	1.8 H		
A-a O2 Gradient	360.600		
Carboxyhemoglobin	0.2		
Total Hemoglobin	14.4		
Sodium	136.0		
Potassium	4.3		
Chloride	105.0		
Ionized Calcium	1.16		

Emanate Health Queen of the Valley Hospital

Patient: Lyons, Kathleen A **Date of Birth:** 07/13/1961

Med/Rec Number: MR01483046 **Account Number:** QH0054940416 **Neurosurgical Progress Note**

Assist Control	16		
FiO2 %	100.0		
Tidal Volume	500		
PEEP	5		
Instrument	Qvh-b		
Carbon Dioxide			
Anion Gap			
BUN			
Creatinine			
Estimated GFR			
Glucose			
POC Glucose		304 H	
Calcium			
Phosphorus			
Magnesium			
Urine Color			
Urine Appearance			
Urine pH			
Ur Specific Gravity			
Urine Protein			
Urine Glucose (UA)			
Urine Ketones			
Urine Nitrate			
Urine Bilirubin			
Urine Urobilinogen			
Ur Leukocyte Esterase			
U Hyaline Cast (Auto)			
Urine RBC			
Urine WBC			
Ur Epithelial Cells			
Urine Bacteria			
Urine Hemoglobin			

	10/27/22 04:16	10/27/22 05:32
WBC		
RBC		
Hgb		
Hct		
MCV		
MCH		
MCHC		
RDW Coeff of Var		
Plt Count		
MPV		
Total Counted		
Neutrophils % (Manual)		
Lymphocytes % (Manual)		
Monocytes % (Manual)		
Band Neutrophils		

Emanate Health Queen of the Valley Hospital

Patient: Lyons, Kathleen A **Date of Birth:** 07/13/1961

Med/Rec Number: MR01483046 **Account Number:** QH0054940416 **Neurosurgical Progress Note**

Platelet Evaluation		
RBC Morphology		
Specimen Type		
Puncture Site		
Patient Activity		
ABG pH		
ABG pCO2		
ABG pO2		
ABG HCO3		
ABG O2 Saturation		
ABG Base Excess		
ABG Oxyhemoglobin		
ABG Methemoglobin		
Allen Test		
ABG Lactate		
A-a O2 Gradient		
Carboxyhemoglobin		
Total Hemoglobin		
Sodium	135 L	
Potassium	4.9 H	
Chloride	104	
Ionized Calcium		
Assist Control		
FI02 %		
Tidal Volume		
PEEP		
Instrument		
Carbon Dioxide	16 L	
Anion Gap	20 H	
BUN	18	
Creatinine	1.18 H	
Estimated GFR	47 L	
Glucose	518 H*	
POC Glucose		468 H*
Calcium	8.8	
Phosphorus	3.4	
Magnesium	1.9	
Urine Color		
Urine Appearance		
Urine pH		
Ur Specific Gravity		
Urine Protein		
Urine Glucose (UA)		
Urine Ketones		
Urine Nitrate		
Urine Bilirubin		
Urine Urobilinogen		
Ur Leukocyte Esterase		
U Hyaline Cast (Auto)		
Urine RBC		

Emanate Health Queen of the Valley Hospital

Patient: Lyons, Kathleen A **Date of Birth:** 07/13/1961

Med/Rec Number: MR01483046 **Account Number:** QH0054940416 **Neurosurgical Progress Note**

Urine WBC		
Ur Epithelial Cells		
Urine Bacteria		
Urine Hemoglobin		

Documented By: Ye, Donald

Signed By:

<Electronically signed by Donald Ye >

10/27/22 0916

Emanate Health
Queen of the Valley Hospital
1115 S. Sunset Ave
West Covina, CA 91790

Internal Med Progress Note

Patient: Lyons, Kathleen A
Med/Rec Number: MR01483046
Account Number: QH0054940416
Date of Birth: 07/13/1961

Rpt Mne: P.PNIM
Rpt Num: 1026-01370
Prov Mne: BATAUG
Cosign Mne:
Note Started: 10/26/22 1442

Provider:
Batou, Augen D.O.

Date: 10/26/22

cc:

Assessment and Plan

Assessment and plan

- (1) Hydrocephalus:
Status: Acute
Category: Medical
- (2) Colloid cyst of third ventricle:
Status: Acute
Category: Medical
- (3) Hyponatremia:
Status: Acute
Category: Medical
- (4) Diabetes mellitus due to underlying condition, uncontrolled, with hyperglycemia:
Status: Acute
Category: Medical
- (5) Memory loss:
Status: Acute
Category: Medical

Plan

10/26

Preop chest x-ray and labs remain stable and unremarkable
Patient is clinically stable and resting comfortably, she is NPO awaiting surgery
Will monitor the patient closely after her neurosurgical interventions, appreciate assistance from our specialists

10/25

Continue neuro checks, monitor the patient closely
Vitals and labs otherwise grossly stable
NPO midnight pending OR tomorrow with neurosurgery

10/24

Patient seems to be clinically and hemodynamically stable
Vitals and labs otherwise stable
No longer hypoglycemic, check A1c
Continue neuro checks and close monitoring
Plan for OR this Wednesday with neurosurgery

10/23

decrease PM Levemir from 20 to 10

explained to patient why we want to avoid hypoglycemia and importance of accurate neuro check , she stats understanding neurosurgery following , recommended :

- Neuro checks, monitor for increasing headaches, somnolence, risk for sudden death
- Continue supportive care
- Anticipate OR next Wednesday 10/26

AM labs

Internal Medicine - PN: Subj

Subjective

Interval history:

Patient resting comfortably, has no new or acute complaints

Vital Signs

Vital Signs

Last Vital Signs:

Temperature	97.8 F	10/26/22 12:00
Temperature Source	Temporal Artery Scan	10/26/22 12:00
Pulse Rate	63	10/26/22 12:00
Pulse Rhythm	Regular	10/23/22 20:00
Pulse Strength	Normal	10/23/22 20:00
Respiratory Rate	20	10/26/22 12:00
Respiratory Effort	Non-Labored	10/23/22 20:00
Respiratory Depth	Normal	10/23/22 20:00
Respiratory Pattern		10/23/22 20:00
Blood Pressure	126/58 H	10/26/22 12:00
Blood Pressure Mean	80	10/26/22 12:00
Blood Pressure Location	Right Arm	10/26/22 12:00
Pulse Oximetry	96	10/26/22 12:00
O2 Delivery		10/26/22 12:00
Sepsis Action Taken by Nursing	No Action Required	10/26/22 08:00

Exam

Narrative: Exam Narrative:
 Exam Narrative:
 General: Patient is awake, alert and oriented, in no acute distress.
 ENT: Eyes are normal to inspection. MMM . PERRL
 Neck: Normal inspection. Full range of motion.
 Respiratory: No respiratory distress. Breath sounds normal bilaterally. No rhonchi, wheezes, or crackles present.
 Cardiovascular: Regular rate and rhythm. S1S2 present.
 Abdomen: The abdomen is soft and non-tender, non-distended. Active bowel sounds present.
 Extremities: Normal appearance. Full range of motion.
 Neuro: Oriented x3. short term memory loss. Normal motor function.

**Internal Medicine - PN: Obj Da
 Labs**

CBC & Chem 7:

7.8# 13.0 217
 37.8

10/26/22 05:18

136 104 16 267H
 4.5 25 0.93

10/26/22 05:18

Labs:

Laboratory Results - last 24 hr

	10/25/22 04:55	10/25/22 17:51	10/25/22 18:26
WBC			
RBC			
Hgb			
Hct			
MCV			
MCH			
MCHC			
RDW Coeff of Var			
Plt Count			
MPV			
Neut % (Auto)			
Lymph % (Auto)			
Mono % (Auto)			
Eos % (Auto)			
Baso % (Auto)			
Neut # (Auto)			
Lymph # (Auto)			
Mono # (Auto)			
Eos # (Auto)			
Baso # (Auto)			

Emanate Health Queen of the Valley Hospital

Patient: Lyons, Kathleen A **Date of Birth:** 07/13/1961

Med/Rec Number: MR01483046 **Account Number:** QH0054940416 **Internal Med Progress Note**

Sodium			
Potassium			
Chloride			
Carbon Dioxide			
Anion Gap			
BUN			
Creatinine			
Estimated GFR			
Glucose			
POC Glucose		179 H	
Calcium			
Phosphorus			
Magnesium			
Urine Color			
Urine Appearance			
Urine pH			
Ur Specific Gravity			
Urine Protein			
Urine Glucose (UA)			
Urine Ketones			
Urine Nitrate			
Urine Bilirubin			
Urine Urobilinogen			
Ur Leukocyte Esterase			
U Hyaline Cast (Auto)			
Urine RBC			
Urine WBC			
Ur Epithelial Cells			
Urine Bacteria			
Urine Hemoglobin			
Blood Type			B POSITIVE
Blood Type Recheck	B POSITIVE		
Antibody Screen			Negative

	10/25/22 20:44	10/26/22 05:18	10/26/22 05:18
WBC		7.8 D	
RBC		4.2	
Hgb		13.0	
Hct		37.8	
MCV		90.2	
MCH		31.0	
MCHC		34.4	
RDW Coeff of Var		13.5	
Plt Count		217	
MPV		8.7	
Neut % (Auto)		61.0	
Lymph % (Auto)		29.7	
Mono % (Auto)		5.8	
Eos % (Auto)		2.6	

Emanate Health Queen of the Valley Hospital

Patient: Lyons, Kathleen A **Date of Birth:** 07/13/1961

Med/Rec Number: MR01483046 **Account Number:** QH0054940416 **Internal Med Progress Note**

Baso % (Auto)		0.9	
Neut # (Auto)		4.8	
Lymph # (Auto)		2.3	
Mono # (Auto)		0.5	
Eos # (Auto)		0.2	
Baso # (Auto)		0.10	
Sodium			136
Potassium			4.5
Chloride			104
Carbon Dioxide			25
Anion Gap			12
BUN			16
Creatinine			0.93
Estimated GFR			> 60
Glucose			267 H
POC Glucose	85		
Calcium			8.7
Phosphorus			3.8
Magnesium			1.8
Urine Color			
Urine Appearance			
Urine pH			
Ur Specific Gravity			
Urine Protein			
Urine Glucose (UA)			
Urine Ketones			
Urine Nitrate			
Urine Bilirubin			
Urine Urobilinogen			
Ur Leukocyte Esterase			
U Hyaline Cast (Auto)			
Urine RBC			
Urine WBC			
Ur Epithelial Cells			
Urine Bacteria			
Urine Hemoglobin			
Blood Type			
Blood Type Recheck			
Antibody Screen			

	10/26/22 07:30	10/26/22 07:53	10/26/22 11:07
WBC			
RBC			
Hgb			
Hct			
MCV			
MCH			
MCHC			
RDW Coeff of Var			

Emanate Health Queen of the Valley Hospital

Patient: Lyons, Kathleen A **Date of Birth:** 07/13/1961

Med/Rec Number: MR01483046 **Account Number:** QH0054940416 **Internal Med Progress Note**

Plt Count			
MPV			
Neut % (Auto)			
Lymph % (Auto)			
Mono % (Auto)			
Eos % (Auto)			
Baso % (Auto)			
Neut # (Auto)			
Lymph # (Auto)			
Mono # (Auto)			
Eos # (Auto)			
Baso # (Auto)			
Sodium			
Potassium			
Chloride			
Carbon Dioxide			
Anion Gap			
BUN			
Creatinine			
Estimated GFR			
Glucose			
POC Glucose		260 H	275 H
Calcium			
Phosphorus			
Magnesium			
Urine Color	Yellow		
Urine Appearance	Clear		
Urine pH	6.0		
Ur Specific Gravity	1.014		
Urine Protein	Negative		
Urine Glucose (UA)	3+ H		
Urine Ketones	1+ H		
Urine Nitrate	Negative		
Urine Bilirubin	Negative		
Urine Urobilinogen	0.2		
Ur Leukocyte Esterase	Trace H		
U Hyaline Cast (Auto)	0-2		
Urine RBC	6-10		
Urine WBC	0-2		
Ur Epithelial Cells	None seen		
Urine Bacteria	None seen		
Urine Hemoglobin	1+ H		
Blood Type			
Blood Type Recheck			
Antibody Screen			

Emanate Health Queen of the Valley Hospital

Patient: Lyons, Kathleen A **Date of Birth:** 07/13/1961

Med/Rec Number: MR01483046 **Account Number:** QH0054940416 **Internal Med Progress Note**

Documented By: Batou, Augen D.O.

Signed By:

<Electronically signed by Augen Batou D.O.>

10/26/22 1443

Emanate Health
Queen of the Valley Hospital
1115 S. Sunset Ave
West Covina, CA 91790

Internal Med Progress Note

Patient: Lyons, Kathleen A
Med/Rec Number: MR01483046
Account Number: QH0054940416
Date of Birth: 07/13/1961

Rpt Mne: P.PNIM
Rpt Num: 1025-01305
Prov Mne: BATAUG
Cosign Mne:
Note Started: 10/25/22 1508

Provider:
Batou, Augen D.O.

Date: 10/25/22

cc:

Assessment and Plan

Assessment and plan

- (1) Hydrocephalus:
Status: Acute
Category: Medical
- (2) Colloid cyst of third ventricle:
Status: Acute
Category: Medical
- (3) Hyponatremia:
Status: Acute
Category: Medical
- (4) Diabetes mellitus due to underlying condition, uncontrolled, with hyperglycemia:
Status: Acute
Category: Medical
- (5) Memory loss:
Status: Acute
Category: Medical

Plan

10/25

Continue neuro checks, monitor the patient closely
Vitals and labs otherwise grossly stable
NPO midnight pending OR tomorrow with neurosurgery

10/24

Patient seems to be clinically and hemodynamically stable
Vitals and labs otherwise stable
No longer hypoglycemic, check A1c
Continue neuro checks and close monitoring
Plan for OR this Wednesday with neurosurgery

10/23

decrease PM Levemir from 20 to 10
explained to patient why we want to avoid hypoglycemia and
importance of accurate neuro check , she stats understanding
neurosurgery following , recommended :

- Neuro checks, monitor for increasing headaches, somnolence, risk for sudden death
 - Continue supportive care
 - Anticipate OR next Wednesday 10/26
- AM labs

Internal Medicine - PN: Subj

Subjective

Interval history:

No acute events overnight, patient does complain of occasional vertigo but currently resting comfortably and denies any symptoms

She denies vision changes, headache

Denies any other focal neurologic complaints

Still remains forgetful

Vital Signs

Vital Signs

Last Vital Signs:

Temperature	97.3 F L	10/25/22 12:00
Temperature Source	Temporal Artery Scan	10/25/22 12:00
Pulse Rate	67	10/25/22 12:00
Pulse Rhythm	Regular	10/23/22 20:00
Pulse Strength	Normal	10/23/22 20:00
Respiratory Rate	18	10/25/22 12:00
Respiratory Effort	Non-Labored	10/23/22 20:00
Respiratory Depth	Normal	10/23/22 20:00
Respiratory Pattern		10/23/22 20:00
Blood Pressure	109/69	10/25/22 12:00
Blood Pressure Mean	82	10/25/22 12:00
Blood Pressure Location	Left Arm	10/25/22 12:00
Pulse Oximetry	97	10/25/22 12:00
O2 Delivery		10/25/22 12:00
Sepsis Action Taken by Nursing	No Action Required	10/25/22 08:00

Exam

Narrative: Exam Narrative:
 Exam Narrative:
 General: Patient is awake, alert and oriented, in no acute distress.
 ENT: Eyes are normal to inspection. MMM . PERRL
 Neck: Normal inspection. Full range of motion.
 Respiratory: No respiratory distress. Breath sounds normal bilaterally. No rhonchi, wheezes, or crackles present.
 Cardiovascular: Regular rate and rhythm. S1S2 present.
 Abdomen: The abdomen is soft and non-tender, non-distended. Active bowel sounds present.
 Extremities: Normal appearance. Full range of motion.
 Neuro: Oriented x3. short term memory loss. Normal motor function.

**Internal Medicine - PN: Obj Da
 Labs**

CBC & Chem 7:

10/25/22 04:56

10.4H 13.4 214
 40.1

10/25/22 04:56

137 105 13 174H
 4.1 26 0.87

Labs:

Laboratory Results - last 24 hr

	10/24/22 16:49	10/24/22 20:22	10/25/22 04:56
WBC			
RBC			
Hgb			
Hct			
MCV			
MCH			
MCHC			
RDW Coeff of Var			
Plt Count			
MPV			
Neut % (Auto)			
Lymph % (Auto)			
Mono % (Auto)			
Eos % (Auto)			
Baso % (Auto)			
Neut # (Auto)			
Lymph # (Auto)			
Mono # (Auto)			
Eos # (Auto)			
Baso # (Auto)			

Emanate Health Queen of the Valley Hospital

Patient: Lyons, Kathleen A **Date of Birth:** 07/13/1961

Med/Rec Number: MR01483046 **Account Number:** QH0054940416 **Internal Med Progress Note**

Platelet Evaluation			
RBC Morphology			
PT			
INR			
Sodium			
Potassium			
Chloride			
Carbon Dioxide			
Anion Gap			
BUN			
Creatinine			
Estimated GFR			
Glucose			
POC Glucose	189 H	182 H	
Hemoglobin A1c			7.9 H
Calcium			
Phosphorus			
Magnesium			

	10/25/22 04:56	10/25/22 04:56	10/25/22 04:56
WBC	10.4 H		
RBC	4.4		
Hgb	13.4		
Hct	40.1		
MCV	91.0		
MCH	30.5		
MCHC	33.5		
RDW Coeff of Var	13.4		
Plt Count	214		
MPV	9.6		
Neut % (Auto)	69.1		
Lymph % (Auto)	22.1		
Mono % (Auto)	5.6		
Eos % (Auto)	2.8		
Baso % (Auto)	0.4		
Neut # (Auto)	7.2 H		
Lymph # (Auto)	2.3		
Mono # (Auto)	0.6		
Eos # (Auto)	0.3		
Baso # (Auto)	0.00 L		
Platelet Evaluation	Adequate		
RBC Morphology	Normal		
PT		10.3	
INR		1.00	
Sodium			137
Potassium			4.1
Chloride			105
Carbon Dioxide			26
Anion Gap			10

Emanate Health Queen of the Valley Hospital

Patient: Lyons, Kathleen A **Date of Birth:** 07/13/1961

Med/Rec Number: MR01483046 **Account Number:** QH0054940416 **Internal Med Progress Note**

BUN			13
Creatinine			0.87
Estimated GFR			> 60
Glucose			174 H
POC Glucose			
Hemoglobin A1c			
Calcium			8.8
Phosphorus			4.3
Magnesium			2.0

	10/25/22 07:43	10/25/22 12:32
WBC		
RBC		
Hgb		
Hct		
MCV		
MCH		
MCHC		
RDW Coeff of Var		
Plt Count		
MPV		
Neut % (Auto)		
Lymph % (Auto)		
Mono % (Auto)		
Eos % (Auto)		
Baso % (Auto)		
Neut # (Auto)		
Lymph # (Auto)		
Mono # (Auto)		
Eos # (Auto)		
Baso # (Auto)		
Platelet Evaluation		
RBC Morphology		
PT		
INR		
Sodium		
Potassium		
Chloride		
Carbon Dioxide		
Anion Gap		
BUN		
Creatinine		
Estimated GFR		
Glucose		
POC Glucose	243 H	190 H
Hemoglobin A1c		
Calcium		
Phosphorus		
Magnesium		

Emanate Health Queen of the Valley Hospital
Patient: Lyons, Kathleen A **Date of Birth:** 07/13/1961
Med/Rec Number: MR01483046 **Account Number:** QH0054940416 **Internal Med Progress Note**

Documented By: Batou, Augen D.O.

Signed By:

<Electronically signed by Augen Batou D.O.>

10/25/22 1509

Emanate Health
Queen of the Valley Hospital
1115 S. Sunset Ave
West Covina, CA 91790

Neurosurgical Progress Note

Patient: Lyons, Kathleen A
Med/Rec Number: MR01483046
Account Number: QH0054940416
Date of Birth: 07/13/1961

Rpt Mne: P.PNNS
Rpt Num: 1025-01153
Prov Mne: OLSSING
Cosign Mne:
Note Started: 10/25/22 1408

Provider:
Olsson, Ingrid PA-C

Date: 10/25/22

cc:

Assessment and Plan

Assessment and plan

- (1) Colloid cyst of third ventricle:
Status: Acute
Category: Medical

Plan

- 61F w/ obstructive hydrocephalus, colloid cyst
- Neuro checks, monitor for increasing headaches, somnolence, risk for sudden death
- Continue supportive care
- OR Wednesday with Dr. Ye
- NPO after midnight. Diabetes management per hospitalist
- preop labs
- Questions regarding surgery and postop period answered

Subjective

Subjective

Interval history:

Pt seen and examined. sister at bedside. Reports 3 episodes of vertigo since yesterday, with history of vertigo many years ago. Reports continued short term memory difficulty. Denies headache, nausea, vomiting, limb weakness, paresthesias, vision changes, or imbalance.

Vital Signs

Vital Signs

Last Vital Signs:

Temperature	97.3 F L	10/25/22 12:00
Temperature Source	Temporal Artery Scan	10/25/22 12:00
Pulse Rate	64	10/25/22 12:00
Pulse Rhythm	Regular	10/23/22 20:00
Pulse Strength	Normal	10/23/22 20:00
Respiratory Rate	18	10/25/22 12:00
Respiratory Effort	Non-Labored	10/23/22 20:00
Respiratory Depth	Normal	10/23/22 20:00

Respiratory Pattern		10/23/22 20:00
Blood Pressure	109/69	10/25/22 12:00
Blood Pressure Mean	82	10/25/22 12:00
Blood Pressure Location	Left Arm	10/25/22 12:00
Pulse Oximetry	97	10/25/22 12:00
O2 Delivery		10/25/22 12:00
Sepsis Action Taken by Nursing	No Action Required	10/25/22 08:00

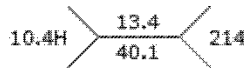
Exam

Neuro: Other:
 Awake, alert, oriented x 3
 PERRL EOMI FS TM
 Follows commands
 Poor short-term recall
 Motors 5/5
 SILT
 FNF normal

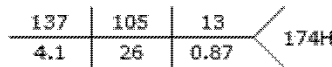
Objective Data

Labs

CBC & Chem 7:



10/25/22 04:56



10/25/22 04:56

Labs:

Laboratory Results - last 24 hr

	10/24/22 16:49	10/24/22 20:22	10/25/22 04:56
WBC			
RBC			
Hgb			
Hct			
MCV			
MCH			
MCHC			
RDW Coeff of Var			
Plt Count			
MPV			
Neut % (Auto)			
Lymph % (Auto)			

Emanate Health Queen of the Valley Hospital

Patient: Lyons, Kathleen A **Date of Birth:** 07/13/1961

Med/Rec Number: MR01483046 **Account Number:** QH0054940416 **Neurosurgical Progress Note**

Mono % (Auto)			
Eos % (Auto)			
Baso % (Auto)			
Neut # (Auto)			
Lymph # (Auto)			
Mono # (Auto)			
Eos # (Auto)			
Baso # (Auto)			
Platelet Evaluation			
RBC Morphology			
PT			
INR			
Sodium			
Potassium			
Chloride			
Carbon Dioxide			
Anion Gap			
BUN			
Creatinine			
Estimated GFR			
Glucose			
POC Glucose	189 H	182 H	
Hemoglobin A1c			7.9 H
Calcium			
Phosphorus			
Magnesium			

	10/25/22 04:56	10/25/22 04:56	10/25/22 04:56
WBC	10.4 H		
RBC	4.4		
Hgb	13.4		
Hct	40.1		
MCV	91.0		
MCH	30.5		
MCHC	33.5		
RDW Coeff of Var	13.4		
Plt Count	214		
MPV	9.6		
Neut % (Auto)	69.1		
Lymph % (Auto)	22.1		
Mono % (Auto)	5.6		
Eos % (Auto)	2.8		
Baso % (Auto)	0.4		
Neut # (Auto)	7.2 H		
Lymph # (Auto)	2.3		
Mono # (Auto)	0.6		
Eos # (Auto)	0.3		
Baso # (Auto)	0.00 L		
Platelet Evaluation	Adequate		

Emanate Health Queen of the Valley Hospital

Patient: Lyons, Kathleen A **Date of Birth:** 07/13/1961

Med/Rec Number: MR01483046 **Account Number:** QH0054940416 **Neurosurgical Progress Note**

RBC Morphology	Normal		
PT		10.3	
INR		1.00	
Sodium			137
Potassium			4.1
Chloride			105
Carbon Dioxide			26
Anion Gap			10
BUN			13
Creatinine			0.87
Estimated GFR			> 60
Glucose			174 H
POC Glucose			
Hemoglobin A1c			
Calcium			8.8
Phosphorus			4.3
Magnesium			2.0

	10/25/22 07:43	10/25/22 12:32
WBC		
RBC		
Hgb		
Hct		
MCV		
MCH		
MCHC		
RDW Coeff of Var		
Plt Count		
MPV		
Neut % (Auto)		
Lymph % (Auto)		
Mono % (Auto)		
Eos % (Auto)		
Baso % (Auto)		
Neut # (Auto)		
Lymph # (Auto)		
Mono # (Auto)		
Eos # (Auto)		
Baso # (Auto)		
Platelet Evaluation		
RBC Morphology		
PT		
INR		
Sodium		
Potassium		
Chloride		
Carbon Dioxide		
Anion Gap		
BUN		

Emanate Health Queen of the Valley Hospital

Patient: Lyons, Kathleen A **Date of Birth:** 07/13/1961

Med/Rec Number: MR01483046 **Account Number:** QH0054940416 **Neurosurgical Progress Note**

Creatinine		
Estimated GFR		
Glucose		
POC Glucose	243 H	190 H
Hemoglobin A1c		
Calcium		
Phosphorus		
Magnesium		

Documented By: Olsson, Ingrid PA-C

Signed By:

<Electronically signed by Ingrid Olsson PA-C>

<Electronically signed by Siraj M Gibani M.D.>

10/25/22 1413

10/25/22 1615

Emanate Health
Queen of the Valley Hospital
1115 S. Sunset Ave
West Covina, CA 91790

Internal Med Progress Note

Patient: Lyons, Kathleen A
Med/Rec Number: MR01483046
Account Number: QH0054940416
Date of Birth: 07/13/1961

Rpt Mne: P.PNIM
Rpt Num: 1024-01681
Prov Mne: BATAUG
Cosign Mne:
Note Started: 10/24/22 1726

Provider:
Batou, Augen D.O.

Date: 10/24/22

cc:

Assessment and Plan

Assessment and plan

- (1) Hydrocephalus:
Status: Acute
Category: Medical
- (2) Colloid cyst of third ventricle:
Status: Acute
Category: Medical
- (3) Hyponatremia:
Status: Acute
Category: Medical
- (4) Diabetes mellitus due to underlying condition, uncontrolled, with hyperglycemia:
Status: Acute
Category: Medical
- (5) Memory loss:
Status: Acute
Category: Medical

Plan

10/24

Patient seems to be clinically and hemodynamically stable
Vitals and labs otherwise stable
No longer hypoglycemic, check A1c
Continue neuro checks and close monitoring
Plan for OR this Wednesday with neurosurgery

10/23

decrease PM Levemir from 20 to 10
explained to patient why we want to avoid hypoglycemia and
importance of accurate neuro check , she stats understanding
neurosurgery following , recommended :
- Neuro checks, monitor for increasing headaches, somnolence, risk for sudden death
- Continue supportive care
- Anticipate OR next Wednesday 10/26
AM labs

Internal Medicine - PN: Subj

Subjective

Interval history:

No acute events overnight, patient conversing normally, denies headache, vision changes, denies issues with her gait or balance, denies any focal neurologic deficits, just reports difficulty with short-term memory

Vital Signs

Vital Signs

Last Vital Signs:

Temperature	97.7 F	10/24/22 08:00
Temperature Source	Temporal Artery Scan	10/24/22 08:00
Pulse Rate	60	10/24/22 08:00
Pulse Rhythm	Regular	10/23/22 20:00
Pulse Strength	Normal	10/23/22 20:00
Respiratory Rate	18	10/24/22 08:00
Respiratory Effort	Non-Labored	10/23/22 20:00
Respiratory Depth	Normal	10/23/22 20:00
Respiratory Pattern		10/23/22 20:00
Blood Pressure	111/57 L	10/24/22 08:00
Blood Pressure Mean	75	10/24/22 08:00
Blood Pressure Location	Left Arm	10/24/22 08:00
Pulse Oximetry	98	10/24/22 08:00
O2 Delivery		10/24/22 08:00
Sepsis Action Taken by Nursing	No Action Required	10/24/22 08:00

Exam

Narrative:

Exam Narrative:

Exam Narrative:

General: Patient is awake, alert and oriented, in no acute distress.

ENT: Eyes are normal to inspection. MMM . PERRL

Neck: Normal inspection. Full range of motion.

Respiratory: No respiratory distress. Breath sounds normal bilaterally. No rhonchi, wheezes, or crackles present.

Cardiovascular: Regular rate and rhythm. S1S2 present.

Abdomen: The abdomen is soft and non-tender, non-distended. Active bowel sounds present.

Extremities: Normal appearance. Full range of motion.

Neuro: Oriented x3. short term memory loss. Normal motor function.

Internal Medicine - PN: Obj Da

Labs

Emanate Health Queen of the Valley Hospital

Patient: Lyons, Kathleen A **Date of Birth:** 07/13/1961

Med/Rec Number: MR01483046 **Account Number:** QH0054940416 **Internal Med Progress Note**

CBC & Chem 7:

10/24/22 05:07

8.7 / 13.4 / 40.1 / 226

10/24/22 05:07

136 | 103 | 17 / 4.5 | 26 | 0.97 / 298H

Labs:

Laboratory Results - last 24 hr

	10/23/22 20:31	10/24/22 05:07	10/24/22 05:07
WBC		8.7	
RBC		4.4	
Hgb		13.4	
Hct		40.1	
MCV		91.0	
MCH		30.5	
MCHC		33.5	
RDW Coeff of Var		13.7	
Plt Count		226	
MPV		8.4	
Neut % (Auto)		66.5	
Lymph % (Auto)		26.8	
Mono % (Auto)		4.6	
Eos % (Auto)		1.7	
Baso % (Auto)		0.4	
Neut # (Auto)		5.8	
Lymph # (Auto)		2.3	
Mono # (Auto)		0.4	
Eos # (Auto)		0.1	
Baso # (Auto)		0.00 L	
Sodium			136
Potassium			4.5
Chloride			103
Carbon Dioxide			26
Anion Gap			12
BUN			17
Creatinine			0.97
Estimated GFR			58 L
Glucose			298 H
POC Glucose	126 H		
Calcium			8.7

	10/24/22 08:01	10/24/22 11:32	10/24/22 16:49
WBC			
RBC			

Emanate Health Queen of the Valley Hospital

Patient: Lyons, Kathleen A **Date of Birth:** 07/13/1961

Med/Rec Number: MR01483046 **Account Number:** QH0054940416 **Internal Med Progress Note**

Hgb			
Hct			
MCV			
MCH			
MCHC			
RDW Coeff of Var			
Plt Count			
MPV			
Neut % (Auto)			
Lymph % (Auto)			
Mono % (Auto)			
Eos % (Auto)			
Baso % (Auto)			
Neut # (Auto)			
Lymph # (Auto)			
Mono # (Auto)			
Eos # (Auto)			
Baso # (Auto)			
Sodium			
Potassium			
Chloride			
Carbon Dioxide			
Anion Gap			
BUN			
Creatinine			
Estimated GFR			
Glucose			
POC Glucose	247 H	212 H	189 H
Calcium			

Documented By: Batou, Augen D.O.

Signed By:
<Electronically signed by Augen Batou D.O.>

10/24/22 1728

Emanate Health
Queen of the Valley Hospital
1115 S. Sunset Ave
West Covina, CA 91790

Neurosurgical Progress Note

Patient: Lyons, Kathleen A
Med/Rec Number: MR01483046
Account Number: QH0054940416
Date of Birth: 07/13/1961

Rpt Mne: P.PNNS
Rpt Num: 1024-01461
Prov Mne: GIBSIR
Cosign Mne:
Note Started: 10/24/22 1549

Provider:
Gibani, Siraj M M.D.

Date: 10/24/22

cc:

Assessment and Plan

Assessment and plan

- (1) Colloid cyst of third ventricle:
Status: Acute
Category: Medical

Plan

- 61F w/ obstructive hydrocephalus, colloid cyst
- Neuro checks, monitor for increasing headaches, somnolence, risk for sudden death
- Continue supportive care
- OR Wednesday with Dr. Ye

Subjective

Subjective

Interval history:
No overnight events

Vital Signs

Vital Signs

Last Vital Signs:

Temperature	97.7 F	10/24/22 08:00
Temperature Source	Temporal Artery Scan	10/24/22 08:00
Pulse Rate	60	10/24/22 08:00
Pulse Rhythm	Regular	10/23/22 20:00
Pulse Strength	Normal	10/23/22 20:00
Respiratory Rate	18	10/24/22 08:00
Respiratory Effort	Non-Labored	10/23/22 20:00
Respiratory Depth	Normal	10/23/22 20:00
Respiratory Pattern		10/23/22 20:00
Blood Pressure	111/57 L	10/24/22 08:00
Blood Pressure Mean	75	10/24/22 08:00
Blood Pressure Location	Left Arm	10/24/22 08:00
Pulse Oximetry	98	10/24/22 08:00

O2 Delivery		10/24/22 08:00
Sepsis Action Taken by Nursing	No Action Required	10/24/22 08:00

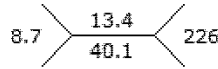
Exam

Neuro: Other:
 Awake, alert, oriented x 3
 PERRL EOMI FS TM
 VFFTC
 Poor short-term recall
 Motors 5/5
 SILT

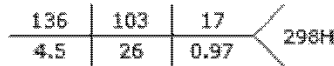
Objective Data

Labs

CBC & Chem 7:



10/24/22 05:07



10/24/22 05:07

Labs:

Laboratory Results - last 24 hr

	10/23/22 17:01	10/23/22 20:31	10/24/22 05:07
WBC			8.7
RBC			4.4
Hgb			13.4
Hct			40.1
MCV			91.0
MCH			30.5
MCHC			33.5
RDW Coeff of Var			13.7
Plt Count			226
MPV			8.4
Neut % (Auto)			66.5
Lymph % (Auto)			26.8
Mono % (Auto)			4.6
Eos % (Auto)			1.7
Baso % (Auto)			0.4
Neut # (Auto)			5.8
Lymph # (Auto)			2.3
Mono # (Auto)			0.4

Emanate Health Queen of the Valley Hospital

Patient: Lyons, Kathleen A **Date of Birth:** 07/13/1961

Med/Rec Number: MR01483046 **Account Number:** QH0054940416 **Neurosurgical Progress Note**

Eos # (Auto)			0.1
Baso # (Auto)			0.00 L
Sodium			
Potassium			
Chloride			
Carbon Dioxide			
Anion Gap			
BUN			
Creatinine			
Estimated GFR			
Glucose			
POC Glucose	79	126 H	
Calcium			

	10/24/22 05:07	10/24/22 08:01	10/24/22 11:32
WBC			
RBC			
Hgb			
Hct			
MCV			
MCH			
MCHC			
RDW Coeff of Var			
Plt Count			
MPV			
Neut % (Auto)			
Lymph % (Auto)			
Mono % (Auto)			
Eos % (Auto)			
Baso % (Auto)			
Neut # (Auto)			
Lymph # (Auto)			
Mono # (Auto)			
Eos # (Auto)			
Baso # (Auto)			
Sodium	136		
Potassium	4.5		
Chloride	103		
Carbon Dioxide	26		
Anion Gap	12		
BUN	17		
Creatinine	0.97		
Estimated GFR	58 L		
Glucose	298 H		
POC Glucose		247 H	212 H
Calcium	8.7		

Emanate Health Queen of the Valley Hospital

Patient: Lyons, Kathleen A **Date of Birth:** 07/13/1961

Med/Rec Number: MR01483046 **Account Number:** QH0054940416 **Neurosurgical Progress Note**

Documented By: Gibani, Siraj M M.D.

Signed By:

<Electronically signed by Siraj M Gibani M.D.>

10/24/22 1549

Emanate Health
Queen of the Valley Hospital
1115 S. Sunset Ave
West Covina, CA 91790

Neurosurgical Progress Note

Patient: Lyons, Kathleen A
Med/Rec Number: MR01483046
Account Number: QH0054940416
Date of Birth: 07/13/1961

Rpt Mne: P.PNNS
Rpt Num: 1023-00921
Prov Mne: YEDONAL
Cosign Mne:
Note Started: 10/23/22 1819

Provider:
Ye, Donald

Date: 10/23/22

cc:

Assessment and Plan

Assessment and plan

- (1) Colloid cyst of third ventricle:
Status: Acute
Category: Medical

Plan

- 61F w/ obstructive hydrocephalus, colloid cyst
- Neuro checks, monitor for increasing headaches, somnolence, risk for sudden death
- Continue supportive care
- Anticipate OR next Wednesday 10/26, risks, benefits, alternatives of surgery discussed with her and her sister. Reviewed imaging and relevant anatomy.

Subjective

Subjective

Interval history:
No acute events. Remains somewhat forgetful.

Vital Signs

Vital Signs

Last Vital Signs:

Temperature	97.9 F	10/23/22 16:00
Temperature Source	Temporal Artery Scan	10/23/22 16:00
Pulse Rate	76	10/23/22 16:00
Pulse Rhythm	Regular	10/23/22 08:00
Pulse Strength	Normal	10/22/22 20:00
Respiratory Rate	19	10/23/22 16:00
Respiratory Effort	Non-Labored	10/22/22 20:00
Respiratory Depth	Normal	10/22/22 20:00
Respiratory Pattern		10/22/22 20:00
Blood Pressure	106/45 L	10/23/22 16:00
Blood Pressure Mean	65	10/23/22 16:00
Blood Pressure Location	Left Arm	10/23/22 16:00

Pulse Oximetry	98	10/23/22 16:00
O2 Delivery		10/23/22 16:00
Sepsis Action Taken by Nursing	No Action Required	10/23/22 08:00

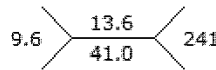
Exam

Neuro: Other:
 Awake, alert, oriented x 3
 PERRL EOMI FS TM
 VFFTC
 Poor short-term recall
 Motors 5/5
 SILT

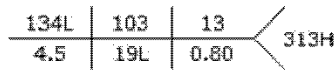
Objective Data

Labs

CBC & Chem 7:



10/22/22 11:59



10/22/22 11:59

Labs:

Laboratory Results - last 24 hr

	10/22/22 20:01	10/23/22 02:23	10/23/22 02:50
POC Glucose	170 H	37 L*	52 L

	10/23/22 03:33	10/23/22 07:49	10/23/22 10:49
POC Glucose	144 H	257 H	245 H

	10/23/22 17:01
POC Glucose	79

Documented By: Ye, Donald

Signed By:
 <Electronically signed by Donald Ye >

10/23/22 1820

Emanate Health
Queen of the Valley Hospital
1115 S. Sunset Ave
West Covina, CA 91790

Hospitalist - Progress Note

Patient: Lyons, Kathleen A
Med/Rec Number: MR01483046
Account Number: QH0054940416
Date of Birth: 07/13/1961

Rpt Mne: PE.PNHOSP
Rpt Num: 1023-00624
Prov Mne: GOSHMAN
Cosign Mne:
Note Started: 10/23/22 1311

Provider:
Goshtasbi, Mana M.D.

Date: 10/23/22

cc:

Assessment and Plan

Assessment and plan

- (1) Hydrocephalus:
Status: Acute
Category: Medical
- (2) Colloid cyst of third ventricle:
Status: Acute
Category: Medical
- (3) Hyponatremia:
Status: Acute
Category: Medical
- (4) Diabetes mellitus due to underlying condition, uncontrolled, with hyperglycemia:
Status: Acute
Category: Medical
- (5) Memory loss:
Status: Acute
Category: Medical

Plan

10/23

decrease PM Levemir from 20 to 10
explained to patient why we want to avoid hypoglycemia and importance of accurate neuro check , she stats understanding neurosurgery following , recommended :
- Neuro checks, monitor for increasing headaches, somnolence, risk for sudden death
- Continue supportive care
- Anticipate OR next Wednesday 10/26
AM labs

10/22

continue SSI
now on levemir 35 in am and 20 PM which is her home dose
neurosurgery to take to OR on Wednesday
plan of care discussed with patient , all her questions answered

10/21

continue glycemic management
neuro-checks
surgical time is pending at this

10/20

Awaiting plans for surgery
Continue current treatment plan

10/19

Neurosurgery consulted- awaiting eval
Neuro-checks
Glycemic management
Supportive care

10/18

Admit to neuro science unit
Neurosurgical consult with recommendations and neurosurgical intervention
Patient will be kept NPO if consented for intervention, will revert to sliding scale alone
In the meantime patient will be continued on a diabetic diet and basal insulin resumed with meals with a correctional scale
Gentle maintenance IV fluid
Hyponatremia likely due to intracranial lesion causing SIADH
P.r.n. Tylenol for headache
Neuro checks Q shift
Monitoring of blood glucose AC HS

Subjective

Subjective

Interval history:

patient feels better , had hypoglycemia earlier with BS of 37 , still worried that her blood sugars goes to 200s , no headache

Remembers most of our conversation from yesterday but forgot some of it

Vital Signs

Vital Signs

Last Vital Signs:

Temperature	96.0 F L	10/23/22 07:23
Temperature Source	Temporal Artery Scan	10/23/22 07:23
Pulse Rate	75	10/23/22 08:00
Pulse Rhythm	Regular	10/23/22 08:00
Pulse Strength	Normal	10/22/22 20:00
Respiratory Rate	18	10/23/22 07:23
Respiratory Effort	Non-Labored	10/22/22 20:00

Respiratory Depth	Normal	10/22/22 20:00
Respiratory Pattern		10/22/22 20:00
Blood Pressure	110/55 L	10/23/22 07:23
Blood Pressure Mean	73	10/23/22 07:23
Blood Pressure Location	Left Arm	10/23/22 07:23
Pulse Oximetry	96	10/23/22 07:23
O2 Delivery		10/23/22 07:23
Sepsis Action Taken by Nursing	No Action Required	10/23/22 08:00

Exam

Narrative

Exam Narrative:

Exam Narrative:

General: Patient is awake, alert and oriented, in no acute distress.

ENT: Eyes are normal to inspection. MMM . PERRL

Neck: Normal inspection. Full range of motion.

Respiratory: No respiratory distress. Breath sounds normal bilaterally. No rhonchi, wheezes, or crackles present.

Cardiovascular: Regular rate and rhythm. S1S2 present.

Abdomen: The abdomen is soft and non-tender, non-distended. Active bowel sounds present.

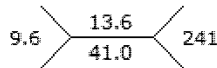
Extremities: Normal appearance. Full range of motion.

Neuro: Oriented x3. short term memory loss. Normal motor function.

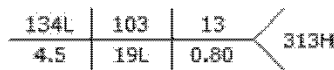
Objective Data

Labs

CBC & Chem 7:



10/22/22 11:59



10/22/22 11:59

Labs:

Laboratory Results - last 24 hr

	10/22/22 17:25	10/22/22 20:01	10/23/22 02:23
POC Glucose	300 H	170 H	37 L*

	10/23/22 02:50	10/23/22 03:33	10/23/22 07:49
POC Glucose	52 L	144 H	257 H

Emanate Health Queen of the Valley Hospital

Patient: Lyons, Kathleen A **Date of Birth:** 07/13/1961

Med/Rec Number: MR01483046 **Account Number:** QH0054940416 **Hospitalist - Progress Note**

	10/23/22 10:49
POC Glucose	245 H

Documented By: Goshtasbi, Mana M.D.

Signed By:

<Electronically signed by Mana Goshtasbi M.D.>

10/23/22 1315

Emanate Health
Queen of the Valley Hospital
1115 S. Sunset Ave
West Covina, CA 91790

Hospitalist - Progress Note

Patient: Lyons, Kathleen A
Med/Rec Number: MR01483046
Account Number: QH0054940416
Date of Birth: 07/13/1961

Rpt Mne: PE.PNHOSP
Rpt Num: 1022-00845
Prov Mne: GOSHMAN
Cosign Mne:
Note Started: 10/22/22 1621

Provider:
Goshtasbi, Mana M.D.

Date: 10/22/22

cc:

Assessment and Plan

Assessment and plan

- (1) Hydrocephalus:
Status: Acute
Category: Medical
- (2) Colloid cyst of third ventricle:
Status: Acute
Category: Medical
- (3) Hyponatremia:
Status: Acute
Category: Medical
- (4) Diabetes mellitus due to underlying condition, uncontrolled, with hyperglycemia:
Status: Acute
Category: Medical
- (5) Memory loss:
Status: Acute
Category: Medical

Plan

10/22
continue SSI
now on levemir 35 in am and 20 PM which is her home dose
neurosurgery to take to OR on Wednesday
plan of care discussed with patient , all her questions answered

10/21
continue glycemic management
neuro-checks
surgical time is pending at this

10/20
Awaiting plans for surgery
Continue current treatment plan

10/19

Neurosurgery consulted- awaiting eval
Neuro-checks
Glycemic management
Supportive care

10/18

Admit to neuro science unit
Neurosurgical consult with recommendations and neurosurgical intervention
Patient will be kept NPO if consented for intervention, will revert to sliding scale alone
In the meantime patient will be continued on a diabetic diet and basal insulin resumed with meals with a correctional scale
Gentle maintenance IV fluid
Hyponatremia likely due to intracranial lesion causing SIADH
P.r.n. Tylenol for headache
Neuro checks Q shift
Monitoring of blood glucose AC HS

Subjective

Subjective

Interval history:
patient concerned about hyperglycemia and the fact that home meds were not accurate , reviewed home meds with her

Vital Signs

Vital Signs

Last Vital Signs:

Temperature	97.6 F	10/22/22 12:00
Temperature Source	Temporal Artery Scan	10/22/22 12:00
Pulse Rate	69	10/22/22 12:00
Pulse Rhythm	Regular	10/22/22 08:00
Pulse Strength	Normal	10/22/22 08:00
Respiratory Rate	18	10/22/22 12:00
Respiratory Effort	Non-Labored	10/22/22 08:00
Respiratory Depth	Normal	10/22/22 08:00
Respiratory Pattern		10/22/22 08:00
Blood Pressure	113/46 L	10/22/22 12:00
Blood Pressure Mean	68	10/22/22 12:00
Blood Pressure Location	Left Arm	10/22/22 12:00
Pulse Oximetry	95	10/22/22 12:00
O2 Delivery		10/22/22 12:00
Sepsis Action Taken by Nursing	No Action Required	10/22/22 08:00

Exam

Narrative

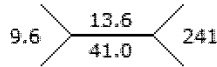
Exam Narrative:
 Exam Narrative:

General: Patient is awake, alert and oriented, in no acute distress.
 ENT: Eyes are normal to inspection. MMM . PERRL
 Neck: Normal inspection. Full range of motion.
 Respiratory: No respiratory distress. Breath sounds normal bilaterally. No rhonchi, wheezes, or crackles present.
 Cardiovascular: Regular rate and rhythm. S1S2 present.
 Abdomen: The abdomen is soft and non-tender, non-distended. Active bowel sounds present.
 Extremities: Normal appearance. Full range of motion.
 Neuro: Oriented x3. short term memory loss. Normal motor function.

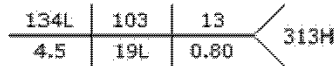
Objective Data

Labs

CBC & Chem 7:



10/22/22 11:59



10/22/22 11:59

Labs:

Laboratory Results - last 24 hr

	10/21/22 16:08	10/21/22 21:06	10/22/22 08:00
WBC			
RBC			
Hgb			
Hct			
MCV			
MCH			
MCHC			
RDW Coeff of Var			
Plt Count			
MPV			
Neut % (Auto)			
Lymph % (Auto)			
Mono % (Auto)			
Eos % (Auto)			
Baso % (Auto)			
Neut # (Auto)			
Lymph # (Auto)			
Mono # (Auto)			

Emanate Health Queen of the Valley Hospital

Patient: Lyons, Kathleen A **Date of Birth:** 07/13/1961

Med/Rec Number: MR01483046 **Account Number:** QH0054940416 **Hospitalist - Progress Note**

Eos # (Auto)			
Baso # (Auto)			
Sodium			
Potassium			
Chloride			
Carbon Dioxide			
Anion Gap			
BUN			
Creatinine			
Estimated GFR			
Glucose			
POC Glucose	238 H	137 H	183 H
Calcium			
Total Bilirubin			
AST			
ALT			
Alkaline Phosphatase			
Serum Total Protein			
Albumin			

	10/22/22 11:24	10/22/22 11:59	10/22/22 11:59
WBC		9.6	
RBC		4.5	
Hgb		13.6	
Hct		41.0	
MCV		91.0	
MCH		30.1	
MCHC		33.1	
RDW Coeff of Var		13.9	
Plt Count		241	
MPV		8.3	
Neut % (Auto)		69.7	
Lymph % (Auto)		22.9	
Mono % (Auto)		4.9	
Eos % (Auto)		1.8	
Baso % (Auto)		0.7	
Neut # (Auto)		6.7 H	
Lymph # (Auto)		2.2	
Mono # (Auto)		0.5	
Eos # (Auto)		0.2	
Baso # (Auto)		0.10	
Sodium			134 L
Potassium			4.5
Chloride			103
Carbon Dioxide			19 L
Anion Gap			17 H
BUN			13
Creatinine			0.80
Estimated GFR			> 60

Emanate Health Queen of the Valley Hospital

Patient: Lyons, Kathleen A **Date of Birth:** 07/13/1961

Med/Rec Number: MR01483046 **Account Number:** QH0054940416 **Hospitalist - Progress Note**

Glucose			313 H
POC Glucose	243 H		
Calcium			8.9
Total Bilirubin			0.5
AST			16
ALT			12
Alkaline Phosphatase			97
Serum Total Protein			6.9
Albumin			4.0

Documented By: Goshtasbi, Mana M.D.

Signed By:

<Electronically signed by Mana Goshtasbi M.D.>

10/22/22 1623

Emanate Health
Queen of the Valley Hospital
1115 S. Sunset Ave
West Covina, CA 91790

Neurosurgical Progress Note

Patient: Lyons, Kathleen A
Med/Rec Number: MR01483046
Account Number: QH0054940416
Date of Birth: 07/13/1961

Rpt Mne: P.PNNS
Rpt Num: 1022-00765
Prov Mne: YEDONAL
Cosign Mne:
Note Started: 10/22/22 1505

Provider:
Ye, Donald

Date: 10/22/22

cc:

Assessment and Plan

Assessment and plan

- (1) Colloid cyst of third ventricle:
Status: Acute
Category: Medical

Plan

- 61F w/ obstructive hydrocephalus, colloid cyst
- Neuro checks, monitor for increasing headaches, somnolence, risk for sudden death
- Continue supportive care
- Anticipate OR next Wednesday 10/26

Subjective

Subjective

Interval history:
No acute events. Awaiting surgery.

Vital Signs

Vital Signs

Last Vital Signs:

Temperature	97.6 F	10/22/22 12:00
Temperature Source	Temporal Artery Scan	10/22/22 12:00
Pulse Rate	64	10/22/22 12:00
Pulse Rhythm	Regular	10/22/22 08:00
Pulse Strength	Normal	10/22/22 08:00
Respiratory Rate	18	10/22/22 12:00
Respiratory Effort	Non-Labored	10/22/22 08:00
Respiratory Depth	Normal	10/22/22 08:00
Respiratory Pattern		10/22/22 08:00
Blood Pressure	113/46 L	10/22/22 12:00
Blood Pressure Mean	68	10/22/22 12:00
Blood Pressure Location	Left Arm	10/22/22 12:00
Pulse Oximetry	95	10/22/22 12:00

O2 Delivery		10/22/22 12:00
Sepsis Action Taken by Nursing	No Action Required	10/22/22 08:00

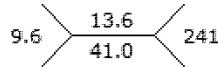
Exam

Neuro: Other:
 Awake, alert, oriented x 3
 PERRL EOMI FS TM
 VFFTC
 Poor short-term recall
 Motors 5/5
 SILT

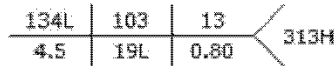
Objective Data

Labs

CBC & Chem 7:



10/22/22 11:59



10/22/22 11:59

Labs:

Laboratory Results - last 24 hr

	10/21/22 16:08	10/21/22 21:06	10/22/22 08:00
WBC			
RBC			
Hgb			
Hct			
MCV			
MCH			
MCHC			
RDW Coeff of Var			
Plt Count			
MPV			
Neut % (Auto)			
Lymph % (Auto)			
Mono % (Auto)			
Eos % (Auto)			
Baso % (Auto)			
Neut # (Auto)			
Lymph # (Auto)			
Mono # (Auto)			

Emanate Health Queen of the Valley Hospital

Patient: Lyons, Kathleen A **Date of Birth:** 07/13/1961

Med/Rec Number: MR01483046 **Account Number:** QH0054940416 **Neurosurgical Progress Note**

Eos # (Auto)			
Baso # (Auto)			
Sodium			
Potassium			
Chloride			
Carbon Dioxide			
Anion Gap			
BUN			
Creatinine			
Estimated GFR			
Glucose			
POC Glucose	238 H	137 H	183 H
Calcium			
Total Bilirubin			
AST			
ALT			
Alkaline Phosphatase			
Serum Total Protein			
Albumin			

	10/22/22 11:24	10/22/22 11:59	10/22/22 11:59
WBC		9.6	
RBC		4.5	
Hgb		13.6	
Hct		41.0	
MCV		91.0	
MCH		30.1	
MCHC		33.1	
RDW Coeff of Var		13.9	
Plt Count		241	
MPV		8.3	
Neut % (Auto)		69.7	
Lymph % (Auto)		22.9	
Mono % (Auto)		4.9	
Eos % (Auto)		1.8	
Baso % (Auto)		0.7	
Neut # (Auto)		6.7 H	
Lymph # (Auto)		2.2	
Mono # (Auto)		0.5	
Eos # (Auto)		0.2	
Baso # (Auto)		0.10	
Sodium			134 L
Potassium			4.5
Chloride			103
Carbon Dioxide			19 L
Anion Gap			17 H
BUN			13
Creatinine			0.80
Estimated GFR			> 60

Emanate Health Queen of the Valley Hospital

Patient: Lyons, Kathleen A **Date of Birth:** 07/13/1961

Med/Rec Number: MR01483046 **Account Number:** QH0054940416 **Neurosurgical Progress Note**

Glucose			313 H
POC Glucose	243 H		
Calcium			8.9
Total Bilirubin			0.5
AST			16
ALT			12
Alkaline Phosphatase			97
Serum Total Protein			6.9
Albumin			4.0

Documented By: Ye, Donald

Signed By:

<Electronically signed by Donald Ye >

10/22/22 1506

Emanate Health
Queen of the Valley Hospital
1115 S. Sunset Ave
West Covina, CA 91790

Neurosurgical Progress Note

Patient: Lyons, Kathleen A
Med/Rec Number: MR01483046
Account Number: QH0054940416
Date of Birth: 07/13/1961

Rpt Mne: P.PNNS
Rpt Num: 1021-01688
Prov Mne: YEDONAL
Cosign Mne:
Note Started: 10/21/22 2254

Provider:
Ye, Donald

Date: 10/21/22

cc:

Assessment and Plan

Assessment and plan

- (1) Colloid cyst of third ventricle:
Status: Acute
Category: Medical

Plan

- 61F w/ obstructive hydrocephalus, colloid cyst
- Neuro checks, monitor for increasing headaches, somnolence, risk for sudden death
- Continue supportive care
- Anticipate OR next Wednesday 10/26

Vital Signs

Vital Signs

Last Vital Signs:

Temperature	98.0 F	10/21/22 20:00
Temperature Source	Temporal Artery Scan	10/21/22 20:00
Pulse Rate	80	10/21/22 20:00
Pulse Rhythm	Regular	10/21/22 20:00
Pulse Strength	Normal	10/21/22 20:00
Respiratory Rate	18	10/21/22 20:00
Respiratory Effort	Non-Labored	10/21/22 20:00
Respiratory Depth	Normal	10/21/22 20:00
Respiratory Pattern		10/21/22 20:00
Blood Pressure	118/58 L	10/21/22 20:00
Blood Pressure Mean	78	10/21/22 20:00
Blood Pressure Location	Left Arm	10/21/22 20:00
Pulse Oximetry	96	10/21/22 20:00
O2 Delivery		10/21/22 20:00
Sepsis Action Taken by Nursing	No Action Required	10/21/22 20:00

Exam

Neuro: Other:
Awake, alert, oriented x 3
PERRL EOMI FS TM
VFFTC
Poor short-term recall
Motors 5/5
SILT

Objective Data

Labs

CBC & Chem 7:

10/20/22 05:01

136	103	13	65L
4.0	20	0.79	

Labs:

Laboratory Results - last 24 hr

	10/21/22 07:50	10/21/22 11:33	10/21/22 16:08
POC Glucose	208 H	363 H	238 H

	10/21/22 21:06
POC Glucose	137 H

Documented By: Ye, Donald

Signed By:
<Electronically signed by Donald Ye >

10/21/22 2256

Emanate Health
Queen of the Valley Hospital
1115 S. Sunset Ave
West Covina, CA 91790

Hospitalist - Progress Note

Patient: Lyons, Kathleen A
Med/Rec Number: MR01483046
Account Number: QH0054940416
Date of Birth: 07/13/1961

Rpt Mne: PE.PNHOSP
Rpt Num: 1021-00361
Prov Mne: DAJGEO
Cosign Mne: GOSHMAN
Note Started: 10/21/22 0933

Provider:
Dajkovich, George NP
Goshtasbi, Mana M.D.

Date: 10/21/22

cc:

Assessment and Plan

Assessment and plan

- (1) Hydrocephalus:
Status: Acute
Category: Medical
- (2) Colloid cyst of third ventricle:
Status: Acute
Category: Medical
- (3) Hyponatremia:
Status: Acute
Category: Medical
- (4) Diabetes mellitus due to underlying condition, uncontrolled, with hyperglycemia:
Status: Acute
Category: Medical
- (5) Memory loss:
Status: Acute
Category: Medical

Plan

10/21
continue glycemic management
neuro-checks
surgical time is pending at this

10/20
Awaiting plans for surgery
Continue current treatment plan

10/19
Neurosurgery consulted- awaiting eval
Neuro-checks
Glycemic management
Supportive care

10/18

Admit to neuro science unit

Neurosurgical consult with recommendations and neurosurgical intervention

Patient will be kept NPO if consented for intervention, will revert to sliding scale alone

In the meantime patient will be continued on a diabetic diet and basal insulin resumed with meals with a correctional scale

Gentle maintenance IV fluid

Hyponatremia likely due to intracranial lesion causing SIADH

P.r.n. Tylenol for headache

Neuro checks Q shift

Monitoring of blood glucose AC HS

Subjective

Subjective

Interval history:

no events; awaiting surgery. + short term memory loss

Vital Signs

Vital Signs

Last Vital Signs:

Temperature	96.9 F L	10/21/22 04:00
Temperature Source	Temporal Artery Scan	10/21/22 04:00
Pulse Rate	72	10/21/22 04:00
Pulse Rhythm	Regular	10/20/22 20:00
Pulse Strength	Normal	10/20/22 20:00
Respiratory Rate	18	10/21/22 04:00
Respiratory Effort	Non-Labored	10/20/22 20:00
Respiratory Depth	Normal	10/20/22 20:00
Respiratory Pattern		10/20/22 20:00
Blood Pressure	136/57 H	10/21/22 04:00
Blood Pressure Mean	83	10/21/22 04:00
Blood Pressure Location	Left Arm	10/21/22 04:00
Pulse Oximetry	97	10/21/22 04:00
O2 Delivery		10/21/22 04:00
Sepsis Action Taken by Nursing	No Action Required	10/20/22 20:00

Exam

Narrative

Exam Narrative:

General: Patient is awake, alert and oriented, in no acute distress.

ENT: Eyes are normal to inspection. ENT inspection normal. PERRL

Neck: Normal inspection. Full range of motion.

Respiratory: No respiratory distress. Breath sounds normal bilaterally. No rhonchi, wheezes, or crackles present.

Cardiovascular: Regular rate and rhythm. S1S2 present. No murmurs or friction rub.

Emanate Health Queen of the Valley Hospital
Patient: Lyons, Kathleen A Date of Birth: 07/13/1961

Med/Rec Number: MR01483046 Account Number: QH0054940416 Hospitalist - Progress Note

Abdomen: The abdomen is soft and non-tender, non-distended. Active bowel sounds present.
Skin: Normal color. No rash. Warm and dry and intact.
Extremities: Normal appearance. Full range of motion. No edema, clubbing or cyanosis.
Neuro: Oriented x3. short term memory loss. Normal motor function. Normal sensory function.

Objective Data

Labs

CBC & Chem 7:

10/20/22 05:01

136	103	13	65L
4.0	20	0.79	

Labs:

Laboratory Results - last 24 hr

	10/20/22 11:51	10/20/22 16:43	10/20/22 20:22
POC Glucose	201 H	233 H	174 H

	10/21/22 07:50
POC Glucose	208 H

Current Medications

Acetaminophen (Acetaminophen 650 Mg Supp) 650 mg PR Q6H PRN

PRN Reason: Fever >100.4

Bisacodyl (Bisacodyl 10 Mg Supp) 10 mg PR DAILY PRN

PRN Reason: Constipation

Clonidine HCl (Clonidine 0.1 Mg Tablet) 0.1 mg PO Q6H PRN

PRN Reason: sbp > 160

Dextrose (Dextrose Gel 40% 1 Each Tube) 1 each PO PROTOCOL PRN

PRN Reason: Hypoglycemia

Dextrose (Dextrose Gel 40% 1 Each Tube) 1 each MUCOUS MEM AS DIRECTED PRN

PRN Reason: Hypoglycemia [Gel]

Dextrose (Dextrose 50% 50 MI Syringe) 50 ml IV-Push AS DIRECTED PRN

PRN Reason: See Comments

Sodium Chloride (Sodium Chloride 0.9%) 1,000 mls @ 50 mls/hr IV .Q20H SCH

Last Admin: 10/21/22 06:49 Dose: 50 mls/hr

Dextrose (Dextrose 10% 250 MI) 250 mls @ 999 mls/hr IV .Q16M PRN

PRN Reason: Hypoglycemia [IV Backup]

Insulin Detemir (Insulin Detemir 100 Units/MI 10ml Vial) 35 unit SUB-Q DAILY SCH

Last Admin: 10/21/22 08:35 Dose: 35 unit

Insulin Human Regular (Insulin Regular (Human) 100 Units/MI 10ml Vial) 0 unit SUB-Q
W.MEALS.HS PRN; Protocol

Emanate Health Queen of the Valley Hospital

Patient: Lyons, Kathleen A **Date of Birth:** 07/13/1961

Med/Rec Number: MR01483046 **Account Number:** QH0054940416 **Hospitalist - Progress Note**

PRN Reason: Glucoscan Coverage

Last Admin: 10/21/22 08:34 Dose: 4 unit

Levothyroxine Sodium (Levothyroxine 112 Mcg Tablet) 112 mcg PO DAILY AC SCH

Last Admin: 10/21/22 07:06 Dose: 112 mcg

Lisinopril (Lisinopril 40 Mg Tablet) 40 mg PO DAILY SCH

Last Admin: 10/21/22 08:36 Dose: 40 mg

Ondansetron HCl (Ondansetron 4 Mg/2 MI Vial) 4 mg IV-Push Q6H PRN

PRN Reason: Nausea And Vomiting

Documented By: Dajkovich, George NP

Signed By:

<Electronically signed by George Dajkovich NP>

10/21/22 1054

<Electronically signed by Mana Goshtasbi M.D.>

10/21/22 1308

<Electronically signed by Mana Goshtasbi M.D.>

10/21/22 1308

Emanate Health
Queen of the Valley Hospital
1115 S. Sunset Ave
West Covina, CA 91790

Neurosurgical Progress Note

Patient: Lyons, Kathleen A
Med/Rec Number: MR01483046
Account Number: QH0054940416
Date of Birth: 07/13/1961

Rpt Mne: P.PNNS
Rpt Num: 1020-01696
Prov Mne: YEDONAL
Cosign Mne:
Note Started: 10/20/22 1932

Provider:
Ye, Donald

Date: 10/20/22

cc:

Assessment and Plan

Assessment and plan

- (1) Colloid cyst of third ventricle:
Status: Acute
Category: Medical

Plan

- 61F w/ obstructive hydrocephalus, colloid cyst
- Neuro checks, monitor for increasing headaches, somnolence, risk for sudden death
- Anticipate OR for endoscopic resection, timing pending

Subjective

Subjective

Interval history:

No acute events overnight. No recollection of our conversation yesterday. Discussed plan with sister.

Vital Signs

Vital Signs

Last Vital Signs:

Temperature	98.4 F	10/20/22 16:00
Temperature Source	Temporal Artery Scan	10/20/22 16:00
Pulse Rate	72	10/20/22 16:00
Pulse Rhythm	Regular	10/20/22 08:00
Pulse Strength	Normal	10/20/22 08:00
Respiratory Rate	17	10/20/22 16:00
Respiratory Effort	Non-Labored	10/20/22 08:00
Respiratory Depth	Normal	10/20/22 08:00
Respiratory Pattern		10/20/22 08:00
Blood Pressure	132/53 H	10/20/22 16:00
Blood Pressure Mean	79	10/20/22 16:00
Blood Pressure Location	Left Arm	10/20/22 16:00
Pulse Oximetry	98	10/20/22 16:00
O2_Delivery		10/20/22 16:00

Sepsis Action Taken by Nursing | No Action Required | 10/20/22 08:00

Exam

Neuro: Other:
 Awake, alert, oriented x 3
 PERRL EOMI FS TM
 VFFTC
 Poor short-term recall
 Motors 5/5
 SILT

Objective Data

Labs

CBC & Chem 7:

10/20/22 05:01

136	103	13	65L
4.0	20	0.79	

Labs:

Laboratory Results - last 24 hr

	10/19/22 20:51	10/20/22 05:01	10/20/22 07:54
Sodium		136	
Potassium		4.0	
Chloride		103	
Carbon Dioxide		20	
Anion Gap		17 H	
BUN		13	
Creatinine		0.79	
Estimated GFR		> 60	
Glucose		65 L	
POC Glucose	248 H		104
Calcium		8.6	

	10/20/22 11:51	10/20/22 16:43
Sodium		
Potassium		
Chloride		
Carbon Dioxide		
Anion Gap		
BUN		
Creatinine		
Estimated GFR		
Glucose		

Emanate Health Queen of the Valley Hospital

Patient: Lyons, Kathleen A **Date of Birth:** 07/13/1961

Med/Rec Number: MR01483046 **Account Number:** QH0054940416 **Neurosurgical Progress Note**

POC Glucose	201 H	233 H
Calcium		

Documented By: Ye, Donald

Signed By:

<Electronically signed by Donald Ye >

10/20/22 1933

Emanate Health
Queen of the Valley Hospital
1115 S. Sunset Ave
West Covina, CA 91790

Hospitalist - Progress Note

Patient: Lyons, Kathleen A
Med/Rec Number: MR01483046
Account Number: QH0054940416
Date of Birth: 07/13/1961

Rpt Mne: PE.PNHOSP
Rpt Num: 1020-00545
Prov Mne: DAJGEO
Cosign Mne: GOSHMAN
Note Started: 10/20/22 1021

Provider:
Dajkovich, George NP
Goshtasbi, Mana M.D.

Date: 10/20/22

cc:

Assessment and Plan

Assessment and plan

- (1) Hydrocephalus:
Status: Acute
Category: Medical
- (2) Colloid cyst of third ventricle:
Status: Acute
Category: Medical
- (3) Hyponatremia:
Status: Acute
Category: Medical
- (4) Diabetes mellitus due to underlying condition, uncontrolled, with hyperglycemia:
Status: Acute
Category: Medical
- (5) Memory loss:
Status: Acute
Category: Medical

Plan

10/20
Awaiting plans for surgery
Continue current treatment plan

10/19
Neurosurgery consulted- awaiting eval
Neuro-checks
Glycemic management
Supportive care

10/18
Admit to neuro science unit
Neurosurgical consult with recommendations and neurosurgical intervention
Patient will be kept NPO if consented for intervention, will revert to sliding scale alone
In the meantime patient will be continued on a diabetic diet and basal insulin resumed with meals

with a correctional scale
Gentle maintenance IV fluid
Hyponatremia likely due to intracranial lesion causing SIADH
P.r.n. Tylenol for headache
Neuro checks Q shift
Monitoring of blood glucose AC HS

Subjective

Subjective

Interval history:
no change in condition; seen by neurosurgery; awaiting surgical date.

Vital Signs

Vital Signs

Last Vital Signs:

Temperature	98.0 F	10/20/22 08:00
Temperature Source	Temporal Artery Scan	10/20/22 08:00
Pulse Rate	77	10/20/22 08:00
Pulse Rhythm	Regular	10/19/22 19:36
Pulse Strength	Normal	10/19/22 19:36
Respiratory Rate	18	10/20/22 08:00
Respiratory Effort	Non-Labored	10/19/22 19:36
Respiratory Depth	Normal	10/19/22 19:36
Respiratory Pattern		10/19/22 19:36
Blood Pressure	143/65 H	10/20/22 08:00
Blood Pressure Mean	91	10/20/22 08:00
Blood Pressure Location	Left Arm	10/20/22 08:00
Pulse Oximetry	95	10/20/22 08:00
O2 Delivery		10/20/22 08:00
Sepsis Action Taken by Nursing	No Action Required	10/19/22 19:36

Exam

Narrative

Exam Narrative:

General: Patient is awake, alert and oriented, in no acute distress.
ENT: Eyes are normal to inspection. ENT inspection normal. PERRL
Neck: Normal inspection. Full range of motion.
Respiratory: No respiratory distress. Breath sounds normal bilaterally. No rhonchi, wheezes, or crackles present.
Cardiovascular: Regular rate and rhythm. S1S2 present. No murmurs or friction rub.
Abdomen: The abdomen is soft and non-tender, non-distended. Active bowel sounds present.
Skin: Normal color. No rash. Warm and dry and intact.
Extremities: Normal appearance. Full range of motion. No edema, clubbing or cyanosis.
Neuro: Oriented x3. Normal motor function. Normal sensory function.

Objective Data

Labs

CBC & Chem 7:

10/20/22 05:01

136	103	13	65L
4.0	20	0.79	

Labs:

Laboratory Results - last 24 hr

	10/19/22 11:49	10/19/22 16:21	10/19/22 20:51
Sodium			
Potassium			
Chloride			
Carbon Dioxide			
Anion Gap			
BUN			
Creatinine			
Estimated GFR			
Glucose			
POC Glucose	369 H	233 H	248 H
Calcium			

	10/20/22 05:01	10/20/22 07:54
Sodium	136	
Potassium	4.0	
Chloride	103	
Carbon Dioxide	20	
Anion Gap	17 H	
BUN	13	
Creatinine	0.79	
Estimated GFR	> 60	
Glucose	65 L	
POC Glucose		104
Calcium	8.6	

Current Medications

Acetaminophen (Acetaminophen 650 Mg Supp) 650 mg PR Q6H PRN
PRN Reason: Fever >100.4

Bisacodyl (Bisacodyl 10 Mg Supp) 10 mg PR DAILY PRN
PRN Reason: Constipation

Clonidine HCl (Clonidine 0.1 Mg Tablet) 0.1 mg PO Q6H PRN
PRN Reason: sbp > 160

Dextrose (Dextrose Gel 40% 1 Each Tube) 1 each PO PROTOCOL PRN
PRN Reason: Hypoglycemia

Emanate Health Queen of the Valley Hospital

Patient: Lyons, Kathleen A **Date of Birth:** 07/13/1961

Med/Rec Number: MR01483046 **Account Number:** QH0054940416 **Hospitalist - Progress Note**

Dextrose (Dextrose Gel 40% 1 Each Tube) 1 each MUCOUS MEM AS DIRECTED PRN
PRN Reason: Hypoglycemia [Gel]

Dextrose (Dextrose 50% 50 MI Syringe) 50 ml IV-Push AS DIRECTED PRN
PRN Reason: See Comments

Sodium Chloride (Sodium Chloride 0.9%) 1,000 mls @ 50 mls/hr IV .Q20H SCH
Last Admin: 10/19/22 21:15 Dose: 50 mls/hr

Dextrose (Dextrose 10% 250 MI) 250 mls @ 999 mls/hr IV .Q16M PRN
PRN Reason: Hypoglycemia [IV Backup]

Insulin Detemir (Insulin Detemir 100 Units/MI 10ml Vial) 35 unit SUB-Q DAILY SCH
Last Admin: 10/20/22 09:43 Dose: 35 unit

Insulin Human Regular (Insulin Regular (Human) 100 Units/MI 10ml Vial) 0 unit SUB-Q
W.MEALS.HS PRN; Protocol

PRN Reason: Glucoscan Coverage
Last Admin: 10/19/22 21:15 Dose: 4 unit

Levothyroxine Sodium (Levothyroxine 112 Mcg Tablet) 112 mcg PO DAILY AC SCH
Last Admin: 10/20/22 06:41 Dose: 112 mcg

Lisinopril (Lisinopril 40 Mg Tablet) 40 mg PO DAILY SCH
Last Admin: 10/20/22 09:42 Dose: 40 mg

Ondansetron HCl (Ondansetron 4 Mg/2 MI Vial) 4 mg IV-Push Q6H PRN
PRN Reason: Nausea And Vomiting

Documented By: Dajkovich, George NP

Signed By:

<Electronically signed by George Dajkovich NP>

10/20/22 1023

<Electronically signed by Mana Goshtasbi M.D.>

10/20/22 1117

<Electronically signed by Mana Goshtasbi M.D.>

10/20/22 1117

Emanate Health
Queen of the Valley Hospital
1115 S. Sunset Ave
West Covina, CA 91790

Hospitalist - Progress Note

Patient: Lyons, Kathleen A
Med/Rec Number: MR01483046
Account Number: QH0054940416
Date of Birth: 07/13/1961

Rpt Mne: PE.PNHOSP
Rpt Num: 1019-00814
Prov Mne: DAJGEO
Cosign Mne: GOSHMAN
Note Started: 10/19/22 1129

Provider:
Dajkovich, George NP
Goshtasbi, Mana M.D.

Date: 10/19/22

cc:

Assessment and Plan

Assessment and plan

- (1) Hydrocephalus:
Status: Acute
Category: Medical
- (2) Colloid cyst of third ventricle:
Status: Acute
Category: Medical
- (3) Hyponatremia:
Status: Acute
Category: Medical
- (4) Diabetes mellitus due to underlying condition, uncontrolled, with hyperglycemia:
Status: Acute
Category: Medical
- (5) Memory loss:
Status: Acute
Category: Medical

Plan

10/19
Neurosurgery consulted- awaiting eval
Neuro-checks
Glycemic management
Supportive care

10/18
Admit to neuro science unit
Neurosurgical consult with recommendations and neurosurgical intervention
Patient will be kept NPO if consented for intervention, will revert to sliding scale alone
In the meantime patient will be continued on a diabetic diet and basal insulin resumed with meals with a correctional scale
Gentle maintenance IV fluid
Hyponatremia likely due to intracranial lesion causing SIADH
P.r.n. Tylenol for headache
Neuro checks Q shift

Monitoring of blood glucose AC HS

Subjective

Subjective

Interval history:

has no complaints; states feeling well; denies headache, visual issues, dizziness.

Short term memory appears to be intact today - she can recall why she was transferred from FPH

Vital Signs

Vital Signs

Last Vital Signs:

Temperature	98.2 F	10/19/22 08:00
Temperature Source	Temporal Artery Scan	10/19/22 08:00
Pulse Rate	65	10/19/22 08:00
Respiratory Rate	19	10/19/22 08:00
Blood Pressure	102/56 L	10/19/22 08:00
Blood Pressure Mean	71	10/19/22 08:00
Blood Pressure Location	Left Arm	10/19/22 08:00
Pulse Oximetry	100	10/19/22 08:00
O2 Delivery		10/19/22 08:00
Sepsis Action Taken by Nursing	No Action Required	10/19/22 08:00

Exam

Narrative

Exam Narrative:

General: Patient is awake, alert and oriented, in no acute distress.

ENT: Eyes are normal to inspection. ENT inspection normal. PERRL

Neck: Normal inspection. Full range of motion.

Respiratory: No respiratory distress. Breath sounds normal bilaterally. No rhonchi, wheezes, or crackles present.

Cardiovascular: Regular rate and rhythm. S1S2 present. No murmurs or friction rub.

Abdomen: The abdomen is soft and non-tender, non-distended. Active bowel sounds present.

Skin: Normal color. No rash. Warm and dry and intact.

Extremities: Normal appearance. Full range of motion. No edema, clubbing or cyanosis.

Neuro: Oriented x3. Normal motor function. Normal sensory function.

Objective Data

Labs

CBC & Chem 7:

10/19/22 05:53

132L	99	10	126H
4.1	25	0.75	

Labs:

Laboratory Results - last 24 hr

	10/19/22 00:31	10/19/22 05:53	10/19/22 08:15
Sodium		132 L	
Potassium		4.1	
Chloride		99	
Carbon Dioxide		25	
Anion Gap		12	
BUN		10	
Creatinine		0.75	
Estimated GFR		> 60	
Glucose		126 H	
POC Glucose	195 H		203 H
Calcium		8.8	

	10/19/22 09:25
Sodium	
Potassium	
Chloride	
Carbon Dioxide	
Anion Gap	
BUN	
Creatinine	
Estimated GFR	
Glucose	
POC Glucose	280 H
Calcium	

Current Medications

Acetaminophen (Acetaminophen 650 Mg Supp) 650 mg PR Q6H PRN
PRN Reason: Fever >100.4

Bisacodyl (Bisacodyl 10 Mg Supp) 10 mg PR DAILY PRN
PRN Reason: Constipation

Dextrose (Dextrose Gel 40% 1 Each Tube) 1 each PO PROTOCOL PRN
PRN Reason: Hypoglycemia

Sodium Chloride (Sodium Chloride 0.9%) 1,000 mls @ 50 mls/hr IV .Q20H SCH
Last Admin: 10/19/22 00:32 Dose: 50 mls/hr

Insulin Detemir (Insulin Detemir 100 Units/MI 10ml Vial) 30 unit SUB-Q DAILY.W.MEAL SCH
Insulin Human Regular (Insulin Regular (Human) 100 Units/MI 10ml Vial) 0 unit SUB-Q
W.MEALS.HS PRN; Protocol
PRN Reason: Glucoscan Coverage
Last Admin: 10/19/22 08:22 Dose: 4 unit

Levothyroxine Sodium (Levothyroxine 112 Mcg Tablet) 112 mcg PO DAILY AC SCH
Lisinopril (Lisinopril 20 Mg Tablet) 20 mg PO DAILY SCH

Emanate Health Queen of the Valley Hospital

Patient: Lyons, Kathleen A **Date of Birth:** 07/13/1961

Med/Rec Number: MR01483046 **Account Number:** QH0054940416 **Hospitalist - Progress Note**

Ondansetron HCl (Ondansetron 4 Mg/2 MI Vial) 4 mg IV-Push Q6H PRN

PRN Reason: Nausea And Vomiting

ITS Impressions

Brain MRI 10/17/22 08:20

Impression:

1. No evidence of acute intracranial hemorrhage, midline shift or mass effect.
No evidence of acute infarct.
2. There is a 1.7 x 1.6 cm round cystic structure abutting the roof of the third ventricle compatible with colloid cyst. There is compression of the third ventricle with dilated appearance of the lateral ventricles with periventricular FLAIR hyperintensity, concerning for obstructing hydrocephalus.

If you are a provider and would like to contact the interpreting physician or one of the staff members, please call (626) 244-8200. For patients who have questions in regard to this examination, please contact your referring doctor directly.

Head MRA 10/17/22 08:20

Impression:

No evidence of large vessel occlusion, flow-limiting stenosis or aneurysm in the intracranial circulation.

If you are a provider and would like to contact the interpreting physician or one of the staff members, please call (626) 244-8200. For patients who have questions in regard to this examination, please contact your referring doctor directly.

Neck MRA 10/17/22 08:20

Impression:

No evidence of stenosis, dissection or aneurysm in the carotid artery systems.

Note: Measurement of carotid stenosis is based on velocity parameters that correlate the residual internal carotid diameter with that of the more distal vessel in accordance with North American Symptomatic Carotid Endarterectomy Trial (NASCET).

Emanate Health Queen of the Valley Hospital
Patient: Lyons, Kathleen A **Date of Birth:** 07/13/1961
Med/Rec Number: MR01483046 **Account Number:** QH0054940416 **Hospitalist - Progress Note**

Documented By: Dajkovich, George NP

Signed By:

<Electronically signed by George Dajkovich NP>

10/19/22 1354

<Electronically signed by Mana Goshtasbi M.D.>

10/20/22 1119

<Electronically signed by Mana Goshtasbi M.D.>

10/20/22 1119

Emanate Health
Queen of the Valley Hospital
1115 S. Sunset Ave
West Covina, CA 91790

Pharmacy Antibiotic Note

Patient: Lyons, Kathleen A
Med/Rec Number: MR01483046
Account Number: QH0054940416
Date of Birth: 07/13/1961

Rpt Mne: PE.PHA.ABX
Rpt Num: 1130-00184
Prov Mne: ZPHA.KT
Cosign Mne:
Note Started: 11/30/22 0812

Provider:
Trinh, Karen PharmD

Date: 11/30/22

cc:

Objective

Patient Information:

61 year old F. Height - 5 ft 3 in Weight - 111 kg

Indication:

UTI, VAP vs asp PNA

Vancomycin Regimen:

On Vancomycin Day #7 - Intermittent dosing
11/24-11/28: Vancomycin 1.25gm IVPB Q24H

Vancomycin Level:

Random Vancomycin	11.1 ug/mL	11/30/22 05:26
-------------------	------------	----------------

Concurrent Antibiotics:

Piperacillin Sod/Tazobactam (Sod 4.5 gm/ Sodium Chloride) 100 mls @ 25 mls/hr IVPB Q8H SCH
Last Infusion: 11/30/22 06:00 Dose: Infused

Labs:

	11/28/22 05:35	11/28/22 17:48	11/28/22 22:14
WBC			
Creatinine	2.55 H	2.48 H	2.45 H

Emanate Health Queen of the Valley Hospital

Patient: Lyons, Kathleen A **Date of Birth:** 07/13/1961

Med/Rec Number: MR01483046 **Account Number:** QH0054940416 **Pharmacy Antibiotic Note**

	11/29/22 04:30	11/29/22 04:30	11/29/22 15:18
WBC	13.3 H D		
Creatinine		2.45 H	2.36 H

	11/30/22 05:26	11/30/22 05:26
WBC		10.3 H D
Creatinine	2.36 H	

Temperature:

Tmax 97.2F

Assessment and Plan

∴

- WBC remains elevated but trending down. SCr remains elevated. Pt is afebrile.
- AM vancomycin random level is <20 and appropriate to redose.
- Will give vancomycin 1gm IVPB x 1 dose today.
- Check vancomycin random level in 2 days.

Documented By: Trinh, Karen PharmD

Signed By:
<Electronically signed by Karen Trinh PharmD>

12/03/22 1612

Emanate Health
 Queen of the Valley Hospital
 1115 S. Sunset Ave
 West Covina, CA 91790

Pharmacy Antibiotic Note

Patient: Lyons, Kathleen A
Med/Rec Number: MR01483046
Account Number: QH0054940416
Date of Birth: 07/13/1961

Rpt Mne: PE.PHA.ABX
 Rpt Num: 1128-01732
 Prov Mne: ZPHA.TD
 Cosign Mne:
 Note Started: 11/28/22 1541

Provider:
 Dao, Thao PharmD

Date: 11/28/22

cc:

Objective

Patient Information:

61 year old F. Height - 5 ft 3 in Weight - 105 kg

Indication:

UTI, VAP vs asp PNA

Vancomycin Regimen:

On Vancomycin Day #5 - regimen: 1.25 gm IV q24h

Vancomycin Level:

Vancomycin Trough	27.4 ug/mL (5.0-10.0) H	11/27/22 13:10
Random Vancomycin	24.5 ug/mL	11/28/22 05:35

Concurrent Antibiotics:

Piperacillin Sod/Tazobactam (Sod 4.5 gm/ Sodium Chloride) 100 mls @ 25 mls/hr IVPB Q8H SCH

Labs:

	11/25/22 14:30	11/25/22 20:00	11/26/22 05:45
WBC			20.5 H D
Creatinine	0.98	1.55 H	

	11/26/22 05:45	11/26/22 14:34	11/27/22 04:30
WBC			17.0 H
Creatinine	1.76 H	1.90 H	

	11/27/22 04:30	11/27/22 13:10	11/27/22 22:00
WBC			
Creatinine	2.20 H	2.36 H	2.51 H

Emanate Health Queen of the Valley Hospital

Patient: Lyons, Kathleen A Date of Birth: 07/13/1961

Med/Rec Number: MR01483046 Account Number: QH0054940416 Pharmacy Antibiotic Note

	11/28/22 05:35	11/28/22 05:35
WBC	16.7 H	
Creatinine		2.55 H

Temperature:

Tmax=97.9

Microbiology:

Microbiology

11/24/22 23:27 Vein	Blood Culture - Preliminary NO GROWTH AFTER 3 DAYS
11/24/22 23:27 Vein	Blood Culture - Preliminary NO GROWTH AFTER 3 DAYS
11/25/22 08:00 Tracheal Aspirate	Gram Stain - Final Sputum Culture - Final Normal respiratory flora
11/02/22 11:23 Vein	Blood Culture - Final NO GROWTH AFTER 5 DAYS
11/02/22 11:23 Vein	Blood Culture - Final NO GROWTH AFTER 5 DAYS
11/02/22 13:11 Tracheal Aspirate	Gram Stain - Final Sputum Culture - Final Normal respiratory flora
11/02/22 12:20 Urine Catheterized	Urine Culture - Final Enterobacter cloacae complex Staphylococcus epidermidis
10/26/22 08:10 Nares	MRSA Culture - Final No growth of Methicillin Resistant Staph aureus (MRSA)

Assessment and Plan

∴

WBC remains elevated. Afebrile.

Scr worsened further today.

AM vancomycin random level showed inadequate clearance (goal 15-20).

Will con't to hold vancomycin.

F/U with scr in AM to reassess.

Documented By: Dao, Thao PharmD

Signed By:

<Electronically signed by Thao Dao PharmD>

11/28/22 1547

Emanate Health
Queen of the Valley Hospital
1115 S. Sunset Ave
West Covina, CA 91790

Pharmacy Antibiotic Note

Patient: Lyons, Kathleen A
Med/Rec Number: MR01483046
Account Number: QH0054940416
Date of Birth: 07/13/1961

Rpt Mne: PE.PHA.ABX
Rpt Num: 1127-00718
Prov Mne: ZPHA.DSH
Cosign Mne:
Note Started: 11/27/22 1423

Provider:
Hyun, Diana S PharmD

Date: 11/27/22

cc:

Objective

Patient Information:

61 year old F. Height - 5 ft 3 in Weight - 105 kg

Indication:

R/O meningitis

Vancomycin Regimen:

Previously on vancomycin 11/5-11/12 for UTI
On Vancomycin Day #4 - regimen: 1.25 gm IV q24h

Vancomycin Level:

Vancomycin Trough	27.4 ug/mL (5.0-10.0) H	11/27/22 13:10
-------------------	-------------------------	----------------

Concurrent Antibiotics:

Piperacillin Sod/Tazobactam (Sod 4.5 gm/ Sodium Chloride) 100 mls @ 25 mls/hr IVPB Q8H SCH
Last Infusion: 11/27/22 13:38 Dose: Infused

Labs:

	11/24/22 17:27	11/24/22 23:27	11/25/22 04:11
WBC			14.9 H D
Creatinine	1.27 H	1.17 H	

	11/25/22 04:11	11/25/22 14:30	11/25/22 20:00
WBC			

Emanate Health Queen of the Valley Hospital

Patient: Lyons, Kathleen A **Date of Birth:** 07/13/1961

Med/Rec Number: MR01483046 **Account Number:** QH0054940416 **Pharmacy Antibiotic Note**

Creatinine	1.13 H	0.98	1.55 H
------------	--------	------	--------

	11/26/22 05:45	11/26/22 05:45	11/26/22 14:34
WBC	20.5 H D		
Creatinine		1.76 H	1.90 H

	11/27/22 04:30	11/27/22 04:30	11/27/22 13:10
WBC	17.0 H		
Creatinine		2.20 H	2.36 H

Temperature:

Tmax 99.2

Assessment and Plan

∴

- Afebrile. WBC remains elevated but slowly downtrending.
- Worsening renal function.
- Vanc trough resulted above goal d/t worsening renal function.
- Hold vancomycin dosing for now.
- Follow-up with random vanc level tomorrow to assess drug clearance.
- Monitor renal function - may need to switch to intermittent dosing d/t renal insufficiency.

Documented By: Hyun, Diana S PharmD

Signed By:

<Electronically signed by Diana S Hyun PharmD>

11/27/22 1427

Emanate Health
Queen of the Valley Hospital
1115 S. Sunset Ave
West Covina, CA 91790

Pharmacy Antibiotic Note

Patient: Lyons, Kathleen A
Med/Rec Number: MR01483046
Account Number: QH0054940416
Date of Birth: 07/13/1961

Rpt Mne: PE.PHA.ABX
Rpt Num: 1125-00956
Prov Mne: ZPHA.HH
Cosign Mne:
Note Started: 11/25/22 1522

Provider:
Huynh, Hanh H PharmD

Date: 11/25/22

cc:

Objective

Patient Information:

61 year old F. Height - 5 ft 3 in Weight - 104.5 kg
Pt admitted 10/18 for symptomatic obstructive hydrocephalus secondary to colloid cyst
PMH: DM 2, HTN, hypothyroidism

Indication:

R/O meningitis

Vancomycin Regimen:

Previously on vancomycin 11/5-11/12 for UTI
On Vancomycin Day #2 - regimen: 1.25 gm IV q24h

Vancomycin Level:

Vancomycin Trough	15.0 ug/mL (5.0-10.0) H	11/09/22 15:00
-------------------	-------------------------	----------------

Concurrent Antibiotics:

Piperacillin Sod/Tazobactam (Sod 4.5 gm/ Sodium Chloride) 100 mls @ 25 mls/hr IVPB Q8H SCH

Labs:

	11/23/22 06:21	11/23/22 06:21	11/24/22 05:30
WBC		11.2 H D	20.2 H D
Creatinine	0.85		

	11/24/22 05:30	11/24/22 17:27	11/24/22 23:27
WBC			

Emanate Health Queen of the Valley Hospital

Patient: Lyons, Kathleen A **Date of Birth:** 07/13/1961

Med/Rec Number: MR01483046 **Account Number:** QH0054940416 **Pharmacy Antibiotic Note**

Creatinine	1.30 H	1.27 H	1.17 H
------------	--------	--------	--------

	11/25/22 04:11	11/25/22 04:11
WBC	14.9 H D	
Creatinine		1.13 H

Temperature:

Tmax 96.3

Assessment and Plan

∴

- WBC decreases but still elevated.
- SCr decreases from yesterday but still high.
- Pt afebrile.
- Vancomycin dose was based on dosing history.
- Will check trough tomorrow. Target trough: 15-20mcg/mL.

Documented By: Huynh, Hanh H PharmD

Signed By:

<Electronically signed by Hanh H Huynh PharmD>

11/25/22 1527

Emanate Health
Queen of the Valley Hospital
1115 S. Sunset Ave
West Covina, CA 91790

Pharmacy Antibiotic Note

Patient: Lyons, Kathleen A
Med/Rec Number: MR01483046
Account Number: QH0054940416
Date of Birth: 07/13/1961

Rpt Mne: PE.PHA.ABX
Rpt Num: 1111-01498
Prov Mne: ZPHA.HH
Cosign Mne:
Note Started: 11/11/22 1435

Provider:
Huynh, Hanh H PharmD

Date: 11/11/22

cc:

Objective

Patient Information:

61 year old F. Height - 5 ft 3 in Weight - 108.2 kg

Indication:

UTI

Vancomycin Regimen:

On Vancomycin Day #7 - regimen: 1.25 gm IV q24h

Vancomycin Level:

Vancomycin Trough	15.0 ug/mL (5.0-10.0) H	11/09/22 15:00
-------------------	-------------------------	----------------

Concurrent Antibiotics:

Ceftriaxone Sodium 1 gm/ (Dextrose) 50 mls @ 100 mls/hr IVPB Q24H SCH

Labs:

	11/09/22 09:05	11/09/22 09:05	11/10/22 05:10
WBC		7.6	7.3
Creatinine	0.96		

	11/10/22 05:30	11/11/22 04:15	11/11/22 04:15
WBC		9.9 H D	
Creatinine	0.89		1.04 H

Emanate Health Queen of the Valley Hospital
Patient: Lyons, Kathleen A **Date of Birth:** 07/13/1961
Med/Rec Number: MR01483046 **Account Number:** QH0054940416 **Pharmacy Antibiotic Note**

Temperature:

Tmax 98.2

Assessment and Plan

∴

- SCr increases, at high end of nl.
- Pt afebrile.
- Will continue with same vancomycin dose.
- MD plan to d/c abx on 11/13. Will defer rechecking vancomycin trough.

Documented By: Huynh, Hanh H PharmD

Signed By:

<Electronically signed by Hanh H Huynh PharmD>

11/11/22 1438

Emanate Health
Queen of the Valley Hospital
1115 S. Sunset Ave
West Covina, CA 91790

Pharmacy Antibiotic Note

Patient: Lyons, Kathleen A
Med/Rec Number: MR01483046
Account Number: QH0054940416
Date of Birth: 07/13/1961

Rpt Mne: PE.PHA.ABX
Rpt Num: 1109-01767
Prov Mne: LEEERIN
Cosign Mne:
Note Started: 11/09/22 1626

Provider:
Lee, Erin

Date: 11/09/22

cc:

Objective

Patient Information:

61 year old F. Height - 5 ft 3 in Weight - 109 kg

Indication:

UTI

Vancomycin Regimen:

On Vancomycin Day #5 - regimen: 1.25 gm IV q24h

Vancomycin Level:

Vancomycin Trough	15.0 ug/mL (5.0-10.0) H	11/09/22 15:00
-------------------	-------------------------	----------------

Concurrent Antibiotics:

Ceftriaxone Sodium 1 gm/ (Dextrose) 50 mls @ 100 mls/hr IVPB Q24H SCH

Labs:

	11/07/22 05:40	11/07/22 05:40	11/08/22 05:56
WBC		10.8 H	9.5
Creatinine	1.38 H		

	11/08/22 05:56	11/09/22 09:05	11/09/22 09:05
WBC			7.6
Creatinine	1.18 H	0.96	

Temperature:

Tmax 98.2

Microbiology:

Microbiology

11/02/22 11:23 Vein	Blood Culture - Final NO GROWTH AFTER 5 DAYS
11/02/22 11:23 Vein	Blood Culture - Final NO GROWTH AFTER 5 DAYS
11/02/22 13:11 Tracheal Aspirate	Gram Stain - Final Sputum Culture - Final Normal respiratory flora
11/02/22 12:20 Urine Catheterized	Urine Culture - Final Enterobacter cloacae complex Staphylococcus epidermidis
10/26/22 08:10 Nares	MRSA Culture - Final No growth of Methicillin Resistant Staph aureus (MRSA)

Radiology:

Renal Ultrasound 11/06/22 10:38

Impression:

1. Echogenic kidneys which can be seen in the setting of medical renal disease. No hydronephrosis.
2. There is a 8 mm cortical echogenicity in the left kidney which could represent a nonspecific cortical calcification versus a nonobstructing calculus.

Assessment and Plan

::

- o WBC within normal limits, afebrile. Scr downtrending, within normal limits.
- o Vanco trough therapeutic, goal 10-20.
- o Continue vancomycin 1.25g IV q24h.

Documented By: Lee, Erin

Signed By:

<Electronically signed by Erin Lee >

11/09/22 1629

Emanate Health
Queen of the Valley Hospital
1115 S. Sunset Ave
West Covina, CA 91790

Pharmacy Antibiotic Note

Patient: Lyons, Kathleen A
Med/Rec Number: MR01483046
Account Number: QH0054940416
Date of Birth: 07/13/1961

Rpt Mne: PE.PHA.ABX
Rpt Num: 1107-01455
Prov Mne: ZPHA.IE
Cosign Mne:
Note Started: 11/07/22 1528

Provider:
Enverga, Ivy K. PharmD

Date: 11/07/22

cc:

Objective

Patient Information:

61 year old F. Height - 5 ft 3 in Weight - 109 kg

Indication:

UTI

Vancomycin Regimen:

On Vancomycin Day #3 - regimen: 1.25 gm IV q24h

Vancomycin Level:

Vancomycin Trough	13.0 ug/mL (5.0-10.0) H	11/07/22 14:15
-------------------	-------------------------	----------------

Concurrent Antibiotics:

Bactrim DS 1 tab BID
Rocephin 1 gm IV q24

Labs:

	11/05/22 05:45	11/05/22 05:45	11/06/22 06:00
WBC		12.8 H	12.7 H
Creatinine	1.20 H		

	11/06/22 06:00	11/07/22 05:40	11/07/22 05:40
WBC			10.8 H
Creatinine	1.28 H	1.38 H	

Temperature:

Tmax 99.9

Microbiology:

Emanate Health Queen of the Valley Hospital

Patient: Lyons, Kathleen A **Date of Birth:** 07/13/1961

Med/Rec Number: MR01483046 **Account Number:** QH0054940416 **Pharmacy Antibiotic Note**

11/02/22 11:23 Vein	Blood Culture - Preliminary NO GROWTH AFTER 4 DAYS
11/02/22 11:23 Vein	Blood Culture - Preliminary NO GROWTH AFTER 4 DAYS
11/02/22 12:20 Urine Catheterized	Urine Culture - Final Enterobacter cloacae complex Staphylococcus epidermidis
11/02/22 13:11 Tracheal Aspirate	Gram Stain - Final Sputum Culture - Preliminary Normal respiratory flora
10/26/22 08:10 Nares	MRSA Culture - Final No growth of Methicillin Resistant Staph aureus (MRSA)

Assessment and Plan

::

- o Low grade temp
- o WBC improving
- o Vanco trough is within tx goal of 10-20
- o Continue current regimen
- o SCr increasing trend, watch for accumulation
- o Repeat level in ~2 days to re-assess

Documented By: Enverga, Ivy K. PharmD

Signed By:
<Electronically signed by Ivy K. Enverga PharmD>

11/07/22 1531

Emanate Health
Queen of the Valley Hospital
1115 S. Sunset Ave
West Covina, CA 91790

Pharmacy Antibiotic Note

Patient: Lyons, Kathleen A
Med/Rec Number: MR01483046
Account Number: QH0054940416
Date of Birth: 07/13/1961

Rpt Mne: PE.PHA.ABX
Rpt Num: 1106-00549
Prov Mne: ZPHA.IE
Cosign Mne:
Note Started: 11/06/22 1211

Provider:
Enverga, Ivy K. PharmD

Date: 11/06/22

cc:

Objective

Patient Information:

61 year old F. Height - 5 ft 3 in Weight - 105 kg

Indication:

UTI

Vancomycin Regimen:

On Vancomycin Day #2 - regimen: 1.25 gm IV q24h

Concurrent Antibiotics:

Bactrim

Labs:

	11/04/22 05:16	11/04/22 05:16	11/05/22 05:45
WBC		14.7 H	
Creatinine	0.89		1.20 H

	11/05/22 05:45	11/06/22 06:00	11/06/22 06:00
WBC	12.8 H	12.7 H	
Creatinine			1.28 H

Temperature:

Tmax 100.1

Microbiology:

11/02/22 11:23 Vein	Blood Culture - Preliminary NO GROWTH AFTER 3 DAYS
11/02/22 11:23 Vein	Blood Culture - Preliminary NO GROWTH AFTER 3 DAYS

Emanate Health Queen of the Valley Hospital

Patient: Lyons, Kathleen A **Date of Birth:** 07/13/1961

Med/Rec Number: MR01483046 **Account Number:** QH0054940416 **Pharmacy Antibiotic Note**

11/02/22 12:20 Urine Catheterized	Urine Culture - Final Enterobacter cloacae complex Staphylococcus epidermidis
11/02/22 13:11 Tracheal Aspirate	Gram Stain - Final Sputum Culture - Preliminary Normal respiratory flora

Assessment and Plan

∴

- Febrile, WBC stable
- SCr slightly increased, monitor closely
- Vanco started ~16 mg/kg q24h
- Continue current dosing and check trough tomorrow for goal 10-20

Documented By: Enverga, Ivy K. PharmD

Signed By:

<Electronically signed by Ivy K. Enverga PharmD>

11/06/22 1214

Emanate Health
Queen of the Valley Hospital
1115 S. Sunset Ave
West Covina, CA 91790

Consultation

Patient: Lyons, Kathleen A
Med/Rec Number: MR01483046
Account Number: QH0054940416
Date of Birth: 07/13/1961

Rpt Mne: ESCONS
Rpt Num: 1108-01001
Prov Mne: MAGA
Cosign Mne:

Provider:
Maglunog, Alexander A M.D.

DATE OF CONSULTATION: 11/08/2022

REASON FOR CONSULTATION: Respiratory failure.

HISTORY OF PRESENT ILLNESS: The patient is a 61-year-old female with history of diabetes mellitus, hypertension, and hypothyroidism. She initially presented to Foothill Presbyterian Hospital because of memory loss. MRI showed evidence of 1.6 x 1.7 cm cystic structure abutting the roof of the third ventricle compatible with a colloid cyst with compression of the third ventricle and dilatation of the lateral ventricles concerning for obstructive hydrocephalus. She underwent neurosurgical intervention on October 26, 2022.

She underwent right frontal endoscopic transventricular resection of colloid cyst, placement of external ventricular drain with stereotactic navigation. She has been intubated postoperatively and there is no recovery of neurologic function. She has been unable to be weaned off the ventilator and therefore, surgical consultation is requested in consideration for placement of tracheostomy tube.

PAST MEDICAL HISTORY: Significant for diabetes mellitus, hypertension, and hypothyroidism.

HOME MEDICATIONS: Include:

1. Levothyroxine.
2. Lisinopril.
3. Levemir.
4. Insulin Aspart.

PAST SURGICAL HISTORY: She has had no other surgery before, except the recent neurosurgical operation.

ALLERGIES: No known drug allergies.

FAMILY HISTORY: Noncontributory.

SOCIAL HISTORY: No record of history of smoking, alcohol or drugs.

REVIEW OF SYSTEMS: Unable to obtain due to the patient's clinical condition. She is unresponsive.

PHYSICAL EXAMINATION:

GENERAL: The patient is a well-developed, obese female who is lying in bed in no acute distress. She is unresponsive.

Emanate Health
Queen of the Valley Hospital
1115 S. Sunset Ave
West Covina, CA 91790

Consultation

Patient: Lyons, Kathleen A
Med/Rec Number: MR01483046
Account Number: QH0054940416
Date of Birth: 07/13/1961

Rpt Mne: ESCONS
Rpt Num: 1108-01001
Prov Mne: MAGA
Cosign Mne:

Provider:
Maglunog, Alexander A M.D.

VITAL SIGNS: Blood pressure is 132/56, pulse 86, respirations 18, temperature 98.2°F.

HEENT: Pale palpebral conjunctivae. Nonicteric sclerae. Tongue and buccal mucosa are moist.

NECK: No masses. No lymphadenopathy. No thyroid enlargement.

LUNGS: Clear with equal breath sounds bilaterally. No rales. No wheezes.

HEART: Regular rate and rhythm without murmurs.

ABDOMEN: Globular and soft.

EXTREMITIES: No edema.

NEUROLOGIC: Unresponsive.

ASSESSMENT: The patient has respiratory failure necessitating prolonged ventilatory support. We will schedule for tracheostomy if the sister agrees.

Alexander A Maglunog, MD

OR/273027

D: 11/08/2022 12:38:50

T: 11/08/2022 13:18:57

Confirmation#: 12952

cc: Alexander A Maglunog, MD

Dictated By: Maglunog, Alexander A M.D.

Signed By:

<Electronically signed by Alexander A Maglunog M.D.>

11/11/22 1342

Emanate Health
Queen of the Valley Hospital
1115 S. Sunset Ave
West Covina, CA 91790

Consultation

Patient: Lyons, Kathleen A
Med/Rec Number: MR01483046
Account Number: QH0054940416
Date of Birth: 07/13/1961

Rpt Mne: ESCONS
Rpt Num: 1103-00892
Prov Mne: KHAMAH
Cosign Mne:

Provider:
Khan, Mahmood A M.D.

DATE OF CONSULTATION: 11/03/2022

TYPE OF CONSULTATION: Palliative Care.

HISTORY OF PRESENT ILLNESS: The patient is a 61-year-old female with a history of colloid cyst of the third ventricle, status post surgery with intracerebral hemorrhage now, who remains in intensive care unit, and now a palliative consultation has been requested. The patient, on my evaluation, is unarousable and unable to give any history. Most of the history is taken from previous records and from our nursing staff. The patient remains on a ventilator. The patient is in a comatose phase.

PAST MEDICAL HISTORY: As above for a history of colloid cyst, history of diabetes mellitus, history of hypothyroidism.

PAST SURGICAL HISTORY: As per chart.

ALLERGIES: No known drug allergies.

SOCIAL HISTORY: She does not smoke or drink.

MEDICATIONS: She is on include:

1. Prinivil.
2. Synthroid.
3. Peridex.
4. Pepcid.
5. Norvasc.
6. Novolin insulin.
7. As needed medications.

REVIEW OF SYSTEMS: Unobtainable.

PHYSICAL EXAMINATION:

GENERAL: The patient was unarousable.

VITAL SIGNS: Reviewed.

HEENT: Pupils were dilated and slowly reacting to light.

NECK: Supple. Endotracheal tube was in place.

CHEST: Rales bilaterally at bases.

ITS: ESCONS QH0054940416 Lyons, Kathleen A Loc: Q1ICU

1103-00892
Page 1 of 2

Emanate Health
Queen of the Valley Hospital
1115 S. Sunset Ave
West Covina, CA 91790

Consultation

Patient: Lyons, Kathleen A
Med/Rec Number: MR01483046
Account Number: QH0054940416
Date of Birth: 07/13/1961

Rpt Mne: ESCONS
Rpt Num: 1103-00892
Prov Mne: KHAMA
Cosign Mne:

Provider:
Khan, Mahmood A M.D.

ABDOMEN: Soft. Bowel sounds are positive.

EXTREMITIES: Edema 1+ bilaterally.

HEART: Regular rate and rhythm.

NEUROLOGIC: Difficult to assess.

LABORATORY DATA: White blood cell count 12,500, hemoglobin 12.1, hematocrit 35.7, platelet count 258,000. The patient's sodium was 132, potassium 4.3, BUN 19, creatinine 0.88.

IMPRESSION AND RECOMMENDATIONS: The patient is a 61-year-old female with a history of colloid cyst of the third ventricle, who is status post surgery with intracerebral hemorrhage and now remains on a ventilator. Our team has had discussions with the patient's family and they would like to speak with the neurosurgery team before making any further decisions. They were inclined towards percutaneous endoscopic gastrostomy (PEG) tube and tracheostomy if it comes to that, but they will make their decision after talking to the neurosurgery team. From a symptom standpoint, no new recommendations.

Thank you for allowing me to participate in the care of your patient. Our team will currently follow.

Mahmood A Khan, MD

OR/272338
D: 11/03/2022 11:39:47
T: 11/03/2022 12:01:10
Confirmation#: 12271
cc: Mahmood A Khan, MD

Dictated By: Khan, Mahmood A M.D.

Signed By:
<Electronically signed by Mahmood A Khan M.D.>

11/07/22 1034

Emanate Health
Queen of the Valley Hospital
1115 S. Sunset Ave
West Covina, CA 91790

Consultation

Patient: Lyons, Kathleen A
Med/Rec Number: MR01483046
Account Number: QH0054940416
Date of Birth: 07/13/1961

Rpt Mne: ESCONS
Rpt Num: 1027-00664
Prov Mne: AMARAM
Cosign Mne:

Provider:
Amani-Yazdi, Rambod M.D.

DATE OF CONSULTATION: 10/27/2022

TYPE OF CONSULTATION: Endocrinology.

REFERRING PHYSICIAN: Augen Batou, MD

REASON FOR VISIT AND CONSULTATION: Uncontrolled diabetes.

HISTORY OF PRESENT ILLNESS: The patient is a 61-year-old female with a history of hypertension, diabetes, hypothyroidism, who had a colloid cyst removal from third ventricle, postoperatively remains intubated in the intensive care unit. The patient's blood sugar is over 400 and the endocrinology consultation is requested for management of diabetes and elevated blood sugar. The patient's blood sugar is over 400.

She has a history of diabetes. According to medication reconciliation list, as an outpatient, she has been on Humalog insulin 5 units 3 times daily and also Lantus insulin 70 units subcutaneously daily. The patient currently is on Levemir and NovoLog insulin. Her blood sugar is over 400. She is n.p.o. postoperatively. She is on intravenous fluids of normal saline at 50 mL per hour. Her hemoglobin A1c is elevated at 7.9.

The patient is pretty much unresponsive and not able to provide any history and remains intubated postoperatively.

She also has a history of hypothyroidism and as an outpatient has been on levothyroxine 0.112 mg daily. She is getting that through the nasogastric tube.

ALLERGIES: No known drug allergies.

CURRENT MEDICATIONS:

1. Normal saline at 50.
2. Nimotop 60 mg q.4 hours.
3. Zestril.
4. Synthroid.
5. Pepcid.
6. Levemir insulin b.i.d.
7. NovoLog 5 units before meals.
8. NovoLog sliding scale.
9. Zofran.
10. Dulcolax.
11. Diprivan.
12. Nicardipine.

Emanate Health
Queen of the Valley Hospital
1115 S. Sunset Ave
West Covina, CA 91790

Consultation

Patient: Lyons, Kathleen A
Med/Rec Number: MR01483046
Account Number: QH0054940416
Date of Birth: 07/13/1961

Rpt Mne: ESCONS
Rpt Num: 1027-00664
Prov Mne: AMARAM
Cosign Mne:

Provider:
Amani-Yazdi, Rambod M.D.

- 13. Labetalol.
- 14. Vasotec.
- 15. Catapres.

PHYSICAL EXAMINATION:

GENERAL: The patient is a well-developed, well-nourished female intubated on the ventilator.

VITAL SIGNS: Blood pressure is 148/43, pulse 122, temperature 100.3 °F, oxygen saturation 100% on mechanical ventilation. Blood sugar is 468.

HEENT: Pale. Orally intubated.

NECK: No jugular venous distention.

LUNGS: Rhonchi.

HEART: Normal S1 and S2.

ABDOMEN: Soft.

EXTREMITIES: No edema.

LABORATORY DATA: Sodium 135, potassium 4.9, chloride 104, CO2 16, BUN 18, creatinine 1.18, glucose 518, calcium 8.8, phosphorus 3.4, magnesium 1.9, AST 16, ALT 12, alkaline phosphatase 97, hemoglobin A1c 7.9. White blood cell count 13,700, hemoglobin 13.4, hematocrit 41, platelet count 278,000.

IMPRESSION:

1. Diabetes. Stop the subcutaneous insulin and switch the patient to IV insulin drip and follow up on electrolytes. Continue with intravenous fluid hydration.
2. Hypothyroidism. On levothyroxine. Check TSH in the morning.

The patient's condition is critical. I discussed the case with Augen Batou, MD at the bedside.

Rambod Amani-Yazdi, MD

OR/271224
D: 10/27/2022 11:21:40

Emanate Health
Queen of the Valley Hospital
1115 S. Sunset Ave
West Covina, CA 91790

Consultation

Patient: Lyons, Kathleen A
Med/Rec Number: MR01483046
Account Number: QH0054940416
Date of Birth: 07/13/1961

Rpt Mne: ESCONS
Rpt Num: 1027-00664
Prov Mne: AMARAM
Cosign Mne:

Provider:
Amani-Yazdi, Rambod M.D.

T: 10/27/2022 11:30:03
Confirmation#: 11126
cc: Rambod Amani-Yazdi, MD

Dictated By: Amani-Yazdi, Rambod M.D.

Signed By:
<Electronically signed by Rambod Amani-Yazdi M.D.>

10/28/22 1931

Emanate Health
Queen of the Valley Hospital
1115 S. Sunset Ave
West Covina, CA 91790

Nephrology Consultation

Patient: Lyons, Kathleen A
Med/Rec Number: MR01483046
Account Number: QH0054940416
Date of Birth: 07/13/1961

Rpt Mne: P.CONNP
Rpt Num: 1124-00739
Prov Mne: GALC
Cosign Mne:
Note Started: 11/24/22 1340

Provider:
Gallego, Claudio H M.D.

Date: 11/24/22

cc:

Assessment and Plan

Assessment and plan

- (1) Intraventricular hemorrhage:
Status: Acute
Category: Medical
- (2) Hydrocephalus:
Status: Inactive
Category: Medical
- (3) Colloid cyst of third ventricle:
Status: Inactive
Category: Medical
- (4) Hyponatremia:
Status: Acute
Category: Medical
- (5) Diabetes mellitus due to underlying condition, uncontrolled, with hyperglycemia:
Status: Acute
Category: Medical
- (6) Memory loss:
Status: Inactive
Category: Medical
- (7) Hypothyroid:
Status: Acute
Category: Medical
- (8) Essential (primary) hypertension:
Status: Acute
Category: Medical

Plan

Colloid cyst of the third ventricle with Intraventricular hemorrhage
- underwent right frontal endoscopic transventricular resection of colloid cyst, in addition to placement of an EVD
s/p SAH and intraventricular hemorrhage, with clotted VP/ EVD resulting in acute herniation with loss of brainstem reflexes
Neurogenic shock
DI with UO of 225cc/ hour

Emanate Health Queen of the Valley Hospital
Patient: Lyons, Kathleen A **Date of Birth:** 07/13/1961
Med/Rec Number: MR01483046 **Account Number:** QH0054940416 **Nephrology Consultation**

Dm type 2 with hyperglycemia
- endocrine following f/u recs
on insulin drip

Hypothyroidism
- on Synthroid

Renal function back to baseline
- Will continue to monitor

UTI continue antibiotic therapy

DVT prophylaxis stopped due to ICH

Will start hypertonic saline, NS, DDAVP and hydrocortisone.

more than 60 min time spent on this pt , including extended family conference, discussion with RN, Pharmacy and Dr Govil.

Thank you very much for asking us to assist you with her care

History of Present Illness

Reason for Consult

Consult date: 11/24/22

Chief Complaint

Chief complaint: Hydrocephalus

History of Present Illness

Narrative:

61 year old female with history of DM, HTN, and hypothyroidism presented to the ED for evaluation of sudden onset of memory loss for 2 days. Family reported that patient is unable to recall current events and noted to be repetitive.

Patient remembers briefly what she did 2 days ago, but cannot recall what she did yesterday.

Patient was walking stiff 2 days ago according to family. She endorses her head hurting her as well recently.

Patient denies fever, chills, vision/hearing changes, chest pain, SOB, cough, abdominal pain, N/V/D, numbness or weakness at the time of admission.

She was admitted to the hospital and underwent Right frontal endoscopic transventricular resection of colloid cyst, placement of external ventricular drain, stereotactic navigation by Dr Ye. She has had a prolonged hospitalization with G tube placement, tracheostomy and most recently has had SAH , intraventricular hemorrhage and midbrain hemorrhage resulting in herniation with loss of gag reflex, and no pupil response to light with fixed and dilated position.

She had a EVD placed and VP shunt which have apparently clotted making her prognosis extremely poor. The patient's blood pressure is in the 50's systolic. She is DNR.

Emanate Health Queen of the Valley Hospital
Patient: Lyons, Kathleen A **Date of Birth:** 07/13/1961
Med/Rec Number: MR01483046 **Account Number:** QH0054940416 **Nephrology Consultation**

I had a family conference with the patient's sister and brother and explained that starting pressors will not make a meaningful difference in her overall prognosis which, based on my PE is terminal. I advised that we can continue with supportive measures such as volume resuscitation and hypertonic saline as well as DDAVP for her DI and hydrocortisone for possible adrenal crisis. I explained that we would continue the ventilator, feedings and antibiotics but would stop blood draws at this time.

Family agreed to this plan. I advised them that I expect patient to pass away possibly in the next 2 to 4 hours.

Review of Systems

Review of Systems

All systems reviewed & are unremarkable except as noted in HPI and below: Yes

PMFSH

Past Medical History

Medical history:

SAH

DM

Intraventricular hemorrhage

Surgical History

Surgical history:

Right frontal endoscopic transventricular resection of colloid cyst, placement of external ventricular drain, stereotactic navigation

Social History

Social History (Reviewed 10/19/22 @ 03:05 by Anne N Onyekwuluje, MD)

highest education level completed: High School

Smoking/Tobacco Use: Never Smoked

Alcohol Use: No

faith/religion: Catholic

Meds

Allergies and Home Medications

Allergies

Allergy/AdvReac	Type	Severity	Reaction	Status	Date / Time
No Known Allergies	Allergy			Verified	10/17/22 08:05

Home Medications

levothyroxine 112 mcg tablet (Synthroid) 112 mcg PO DAILY HYPOTHYROID 10/19/22 [History Confirmed 10/19/22]

insulin glargine 100 unit/mL subcutaneous solution (Lantus U-100 Insulin) See Rx Instructions .Route

.COMPLEX 10/21/22 [History Confirmed 10/21/22]

insulin lispro 100 unit/mL subcutaneous solution 5 unit subcut ACHS 10/21/22 [History Confirmed 10/21/22]

lisinopril 40 mg tablet 40 mg PO DAILY 10/21/22 [History Confirmed 10/21/22]

Vital Signs

Vital Signs

Last Vital Signs:

Temperature	96.8 F L	11/24/22 12:00
Temperature Source	Temporal Artery Scan	11/24/22 12:00
Pulse Rate	106 H	11/24/22 12:00
Pulse Rhythm	Regular	11/24/22 12:00
Pulse Strength	Normal	11/24/22 12:00
Respiratory Rate	16	11/24/22 12:00
Respiratory Effort		11/24/22 12:00
Respiratory Depth	Normal	11/24/22 12:00
Respiratory Pattern		11/24/22 12:00
Blood Pressure	102/57 L	11/24/22 12:00
Blood Pressure Mean	69	11/24/22 12:00
Blood Pressure Location	Left Arm	11/22/22 16:00
Pulse Oximetry	97	11/24/22 12:00
O2 Delivery		11/23/22 16:00
Oxygen Flow Rate	28	11/22/22 08:00
FIO2	28	11/24/22 12:00
Sepsis Action Taken by Nursing	No Action Required	11/24/22 08:00

Exam

Narrative

Exam Narrative:

HEENT: PALE. HAS VENTRICULOSTOMY., Pupils are Fixed and dilated, No corneal reflex, no dolls eyes reflex

NECK: HAS TRACH

LUNG: RHONCHI

HEART: NORMAL S1, S2 . distant heart sounds

ABDOMEN: SOFT, HAS PEG.

EXTREMITY: NO EDEMA. downgoing Babinski bilat

Neuro: No response to sternal compression, Pupils are Fixed and dilated, No corneal reflex, no dolls eyes reflex, no gag reflex, not breathing on her own

Results

Lab Results

11/24/22 05:30

Emanate Health Queen of the Valley Hospital

Patient: Lyons, Kathleen A Date of Birth: 07/13/1961

Med/Rec Number: MR01483046 Account Number: QH0054940416 Nephrology Consultation

20.2H# 11.7 326
35.8

11/24/22 05:30

143 109H 23 565H*
4.4 24 1.30H

Lab results:

Most recent lab results

ABG pH	7.431 (7.35-7.45)	10/26/22 21:15
ABG pCO2	29.7 mmHg (35-45) L	10/26/22 21:15
ABG pO2	311.0 mmHg (80-100) H	10/26/22 21:15
ABG HCO3	19.8 mmol/L (20-26) L	10/26/22 21:15
ABG O2 Saturation	99.4 % (95-100)	10/26/22 21:15
Calcium	10.2 mg/dL (8.3-10.6)	11/24/22 05:30
Phosphorus	4.6 mg/dL (2.5-4.9)	11/21/22 06:15
Magnesium	1.8 mg/dL (1.6-2.6)	11/21/22 06:15

Documented By: Gallego, Claudio H M.D.

Signed By:
<Electronically signed by Claudio H Gallego M.D.>

11/24/22 1414

Emanate Health
Queen of the Valley Hospital
1115 S. Sunset Ave
West Covina, CA 91790

ID - Consult Note

Patient: Lyons, Kathleen A
Med/Rec Number: MR01483046
Account Number: QH0054940416
Date of Birth: 07/13/1961

Rpt Mne: PE.CONID
Rpt Num: 1124-00643
Prov Mne: JAYD
Cosign Mne:
Note Started: 11/24/22 1227

Provider:
Jayasekara, Deepthi M.D.

Date: 11/24/22

cc:

Assessment and Plan

Assessment and plan

- (1) Leukocytosis:
Status: Acute
Category: Medical
- (2) HAP (hospital-acquired bacterial pneumonia):
Status: Acute
Category: Medical
- (3) Enterobacter sepsis:
Status: Acute
Category: Medical
- (4) Complicated UTI (urinary tract infection):
Status: Acute
Category: Medical
- (5) DM type 2 (diabetes mellitus, type 2):
Status: Acute
Category: Medical
- (6) Ventilator dependent:
Status: Acute
Category: Medical
- (7) Colloid cyst of brain:
Status: Acute
Category: Medical
- (8) Intraventricular hemorrhage:
Status: Acute
Category: Medical
- (9) Hypothyroid:
Status: Acute
Category: Medical

Plan

s/p VP shunt. Likely clotted. Clinically, neurologically doing poorly.
Post-op leukocytosis ?aspiration
Will start IV Zosyn after sputum and blood cultures.
Order 1 dose of IV Vancomycin as well.
Order procalcitonin. Order lactic acid with fevers.

VAP bundle discussed with RN and ICU team.
Prog poor.

History of Present Illness

Data of Consult

Requesting Physician:
Vishal Govil, MD

Primary Care Provider:
NO Primary Care Physician

Consult Narrative

Narrative:

Kathleen A Lyons is a 61 year old female with colloid cyst of 3rd ventricle, hydrocephalus now s/p VP shunt placement. Currently on vent/trach.

Unresponsive.

Post-op day #1 with leukocytosis.

Recent pneumonia and UTI with Enterobacter and Staph epi.

No fevers. WBC elevated to 20. Cultures reviewed.

cc::

CC: Vishal Govil, MD

PMFSH

Past Medical History

Medical history:

Type 2 diabetes

Hypertension

Hypothyroidism

Social History

Social History (Reviewed 10/19/22 @ 03:05 by Anne N Onyekwuluje, MD)

highest education level completed: High School

Smoking/Tobacco Use: Never Smoked

Alcohol Use: No

faith/religion: Catholic

Meds

Allergies and Home Medications

Allergies

Allergy/AdvReac	Type	Severity	Reaction	Status	Date / Time
No Known Allergies	Allergy			Verified	10/17/22 08:05

Home Medications

levothyroxine 112 mcg tablet (Synthroid) 112 mcg PO DAILY HYPOTHYROID 10/19/22 [History

Emanate Health Queen of the Valley Hospital
Patient: Lyons, Kathleen A **Date of Birth:** 07/13/1961

Med/Rec Number: MR01483046 **Account Number:** QH0054940416 **ID - Consult Note**

Confirmed 10/19/22]

insulin glargine 100 unit/mL subcutaneous solution (Lantus U-100 Insulin) See Rx Instructions .Route .COMPLEX 10/21/22 [History Confirmed 10/21/22]

insulin lispro 100 unit/mL subcutaneous solution 5 unit subcut ACHS 10/21/22 [History Confirmed 10/21/22]

lisinopril 40 mg tablet 40 mg PO DAILY 10/21/22 [History Confirmed 10/21/22]

Review of Systems

Review of Systems: ROS Unobtainable: unobtainable due to endotracheal tube

Vital Signs

Vital Signs

Last Vital Signs:

Temperature	96.6 F L	11/24/22 08:00
Temperature Source	Temporal Artery Scan	11/24/22 08:00
Pulse Rate	103 H	11/24/22 12:00
Pulse Rhythm	Regular	11/24/22 08:00
Pulse Strength	Normal	11/24/22 08:00
Respiratory Rate	16	11/24/22 12:00
Respiratory Effort		11/24/22 08:00
Respiratory Depth	Normal	11/24/22 08:00
Respiratory Pattern		11/24/22 08:00
Blood Pressure	102/57 L	11/24/22 12:00
Blood Pressure Mean	69	11/24/22 12:00
Blood Pressure Location	Left Arm	11/22/22 16:00
Pulse Oximetry	97	11/24/22 12:00
O2 Delivery		11/23/22 16:00
Oxygen Flow Rate	28	11/22/22 08:00
FIO2	28	11/24/22 08:00
Sepsis Action Taken by Nursing	No Action Required	11/24/22 08:00

Exam

Narrative: Exam Narrative:
People 6 millimeters and nonreactive bilaterally
Left eye open spontaneously
Flexes bilateral lower extremities to pain
No movement of upper extremities to pain
No commands
Does not regard examined
Shunt valve no longer primes.

Const: General: no acute distress and well developed Other:
Female patient, lying in bed, intubated and not sedated, however patient is unresponsive

Emanate Health Queen of the Valley Hospital

Patient: Lyons, Kathleen A **Date of Birth:** 07/13/1961

Med/Rec Number: MR01483046 **Account Number:** QH0054940416 **ID - Consult Note**

HENMT: Head: normocephalic and atraumatic Mouth: moist mucous membranes Other: People 6 millimeters and nonreactive bilaterally Left eye open spontaneously

Eyes: Pupils: PERRL EOM: EOM intact bilaterally

Neck: Neck: no lymphadenopathy, no meningeal signs and no JVD

Resp: Effort & Inspection: normal respiratory effort Auscultation: clear to auscultation bilaterally Other: Mechanically ventilated, coarse breath sounds in bilateral upper lobes

Cardio: Rate: regular rate Rhythm: regular rhythm Heart Sounds: S1 normal and S2 normal Other: Regular rate and rhythm, S1/S2 present

GI: Palpation: soft (Nontender, nondistended)

Skin: General skin exam: no rashes or lesions noted

Neuro: Cranial Nerves: CN's II-XII intact bilaterally Motor: muscle tone normal throughout and strength 5/5 throughout Other: Trached, eyes open to light stimulation R>L, right pupil reactive, left pupil non-reactive, positive right corneal, no left corneal, +cough, trace withdrawal to stimulation RUE/RLE, no movements LUE

Extrem: General: full ROM and no clubbing, cyanosis or edema Other: Flexes bilateral lower extremities to pain No movement of upper extremities to pain

Psych: Other: Mood and affect normal

Results

Labs

20.2H# 11.7 326
 35.8

11/24/22 05:30

143 109H 23 565H*
4.4 24 1.30H

11/24/22 05:30

Labs:

Short CBC

	11/24/22 05:30	Range/Units
WBC	20.2 H D	(4.0-9.6) 10 ³ /uL
Hgb	11.7	(11.5-14.8) g/dL
Hct	35.8	(34.2-43.8) %
Plt Count	326	(144-366) X10 ³ /uL

BMP

	11/24/22 05:30
--	-------------------

Emanate Health Queen of the Valley Hospital

Patient: Lyons, Kathleen A **Date of Birth:** 07/13/1961

Med/Rec Number: MR01483046 **Account Number:** QH0054940416 **ID - Consult Note**

Sodium	143
Potassium	4.4
Chloride	109 H
Carbon Dioxide	24
BUN	23
Creatinine	1.30 H
Glucose	565 H*
Calcium	10.2

Documented By: Jayasekara, Deepthi M.D.

Signed By:

<Electronically signed by Deepthi Jayasekara M.D.>

11/25/22 1034

Emanate Health
Queen of the Valley Hospital
1115 S. Sunset Ave
West Covina, CA 91790

GI - Consult Note

Patient: Lyons, Kathleen A
Med/Rec Number: MR01483046
Account Number: QH0054940416
Date of Birth: 07/13/1961

Rpt Mne: PE.CONGI
Rpt Num: 1107-01795
Prov Mne: SHAANK
Cosign Mne:
Note Started: 11/07/22 1812

Provider:
Sharma, Ankush M.D.

Date: 11/07/22

cc:

Assessment and Plan

Assessment and plan

(1) Dysphagia:

Status: Acute

Assessment and Plan:

1. Oropharyngeal dysphagia
2. Protein calorie malnutrition
3. ICH
4. DM2
5. Respiratory Failure

Recommendations

1. Discuss with family regarding peg tube placement, tentatively schedule for middle of the week
2. Supportive management
3. Perioperative antibiotics if we proceed with peg placement

Thank you for allowing us to participate

Category: Medical

History of Present Illness

Data of Consult

Requesting Physician:
Augen Batou, DO

Primary Care Provider:
NO Primary Care Physician

Consult Narrative

Narrative:

Kathleen A Lyons is a 61 year old female who underwent surgery for a colloid cyst and postoperatively complicated by intraventricular hemorrhage and poor mentation and mental status. Patient has been off of sedation for over a week with minimal response and not able to wake up. She is being referred to GI for PEg placement as she will likely need a tracheostomy as well. Thus far it has been determined she has a poor prognosis from a neurological standpoint.

CC::
CC: Augen Batou, DO

PMFSH

Social History

Social History (Reviewed 10/19/22 @ 03:05 by Anne N Onyekwuluje, MD)

highest education level completed: High School

Smoking/Tobacco Use: Never Smoked

Alcohol Use: No

faith/religion: Catholic

Meds

Allergies and Home Medications

Allergies

Allergy/AdvReac	Type	Severity	Reaction	Status	Date / Time
No Known Allergies	Allergy			Verified	10/17/22 08:05

Home Medications

levothyroxine 112 mcg tablet (Synthroid) 112 mcg PO DAILY HYPOTHYROID 10/19/22 [History Confirmed 10/19/22]

insulin glargine 100 unit/mL subcutaneous solution (Lantus U-100 Insulin) See Rx Instructions .Route .COMPLEX 10/21/22 [History Confirmed 10/21/22]

insulin lispro 100 unit/mL subcutaneous solution 5 unit subcut ACHS 10/21/22 [History Confirmed 10/21/22]

lisinopril 40 mg tablet 40 mg PO DAILY 10/21/22 [History Confirmed 10/21/22]

Review of Systems

Review of Systems: All systems reviewed & are unremarkable except as noted in HPI and below:
Yes

Vital Signs

Vital Signs

Last Vital Signs:

Temperature	100.4 F H	11/07/22 16:00
Temperature Source	Oral	11/07/22 16:00
Pulse Rate	81	11/07/22 16:30

Emanate Health Queen of the Valley Hospital

Patient: Lyons, Kathleen A **Date of Birth:** 07/13/1961

Med/Rec Number: MR01483046 **Account Number:** QH0054940416 **GI - Consult Note**

Pulse Rhythm	Regular	11/07/22 16:00
Pulse Strength	Normal	11/07/22 16:00
Respiratory Rate	21 H	11/07/22 15:22
Respiratory Effort		11/07/22 16:00
Respiratory Depth	Normal	11/07/22 16:00
Respiratory Pattern		11/07/22 16:00
Blood Pressure	108/45 L	11/07/22 16:30
Blood Pressure Mean	66	11/07/22 16:30
Blood Pressure Location	Left Arm	11/07/22 04:00
Pulse Oximetry	100	11/07/22 16:00
O2 Delivery		11/07/22 04:00
Oxygen Flow Rate	16	11/04/22 04:00
FIO2	28	11/07/22 16:00
Sepsis Action Taken by Nursing	No Action Required	11/07/22 08:00

Results

Labs

11/07/22 05:40

10.8H 10.8L 332
32.1L

11/07/22 05:40

134L 98 40H 134H
4.6H 28 1.38H

Labs:

Short CBC

	11/07/22 05:40	Range/Units
WBC	10.8 H	(4.0-9.6) 10 ³ /uL
Hgb	10.8 L	(11.5-14.8) g/dL
Hct	32.1 L	(34.2-43.8) %
Plt Count	332	(144-366) X10 ³ /uL

BMP

	11/07/22 05:40
Sodium	134 L
Potassium	4.6 H
Chloride	98
Carbon Dioxide	28
BUN	40 H
Creatinine	1.38 H
Glucose	134 H

Emanate Health Queen of the Valley Hospital

Patient: Lyons, Kathleen A **Date of Birth:** 07/13/1961

Med/Rec Number: MR01483046 **Account Number:** QH0054940416 **GI - Consult Note**

Calcium	10.2
---------	------

Documented By: Sharma, Ankush M.D.

Signed By:

<Electronically signed by Ankush Sharma M.D.>

11/07/22 1816

Emanate Health
Queen of the Valley Hospital
1115 S. Sunset Ave
West Covina, CA 91790

Critical Care - Consult

Patient: Lyons, Kathleen A
Med/Rec Number: MR01483046
Account Number: QH0054940416
Date of Birth: 07/13/1961

Rpt Mne: PE.CONCC
Rpt Num: 1027-00472
Prov Mne: ABIDMOU
Cosign Mne:
Note Started: 10/27/22 1036

Provider:
Abidali, Moustapha D.O.

Date: 10/27/22

cc:

Assessment and Plan

Assessment and plan

(1) Colloid cyst of third ventricle:
Status: Acute
Category: Medical

Plan

Acute hypoxic respiratory failure
Obstructive hydrocephalus due to cholestasis status post resection
Intraventricular hemorrhage with midbrain hemorrhage
Hyponatremia
Diabetes type 2

Continue mechanical ventilation support
Daily CPAP trial
Currently off all sedation
Systolic blood pressure less than 140 Cardene/labetalol p.r.n.
Neuro check
Continue Accu-Chek insulin sliding scale
CT head reviewed
Postop care per Neurosurgery and management EVD
DVT prophylaxis with SCDs
GI prophylaxis
Prognosis guarded
Total Critical Care Time: 33

Attestation: The patient's condition required urgent complex decision-making to assess and prevent vital organ system failure. In order to prevent imminent or life threatening deterioration in the patient's condition, management required frequent reassessment of the clinical status at bedside, of vital signs, and response to interventions. The time involved in the performance of separately reportable procedures was not counted toward critical care time. Systems at risk: respiratory brain

Critical Care - HPI

History of Present Illness

Date of Admission:

Emanate Health Queen of the Valley Hospital
Patient: Lyons, Kathleen A Date of Birth: 07/13/1961

Med/Rec Number: MR01483046 Account Number: QH0054940416 Critical Care - Consult

10/18/22 22:00

Chief complaint: Hydrocephalus

Narrative:

Reason for consultation respiratory failure hydrocephalus status post resection of a colloid cyst

Kathleen A Lyons is a 61 year old female with history obstructive hydrocephalus called status status post IVH with midbrain hemorrhage slightly increased on imaging. Patient remains on mechanical ventilation at this time. Off all sedation. Does not follow any commands. Left eye dilated right eye pinpoint. Patient remains on nicardipine drip. Pulmonary Critical Care was consulted for the care and management

PMFSH

Past Medical History

Medical history:

Type 2 diabetes

Hypertension

Hypothyroidism

Social History

Social History (Reviewed 10/19/22 @ 03:05 by Anne N Onyekwuluje, MD)

highest education level completed: High School

Smoking/Tobacco Use: Never Smoked

Alcohol Use: No

faith/religion: Catholic

Meds

Allergies and Home Medications

Allergies

Allergy/AdvReac	Type	Severity	Reaction	Status	Date / Time
No Known Allergies	Allergy			Verified	10/17/22 08:05

Home Medications

levothyroxine 112 mcg tablet (Synthroid) 112 mcg PO DAILY HYPOTHYROID 10/19/22 [History Confirmed 10/19/22]

insulin glargine 100 unit/mL subcutaneous solution (Lantus U-100 Insulin) See Rx Instructions .Route .COMPLEX 10/21/22 [History Confirmed 10/21/22]

insulin lispro 100 unit/mL subcutaneous solution 5 unit subcut ACHS 10/21/22 [History Confirmed 10/21/22]

lisinopril 40 mg tablet 40 mg PO DAILY 10/21/22 [History Confirmed 10/21/22]

Review of Systems

Review of Systems: ROS Unobtainable: unobtainable due to mental condition

Vital Signs

Vital Signs

Last Vital Signs:

Temperature	100.3 F H	10/27/22 04:00
Temperature Source	Oral	10/27/22 04:00
Pulse Rate	108 H	10/27/22 10:00
Pulse Rhythm	Regular	10/27/22 04:00
Pulse Strength	Normal	10/27/22 04:00
Respiratory Rate	20	10/27/22 10:00
Respiratory Effort		10/27/22 04:00
Respiratory Depth	Normal	10/27/22 04:00
Respiratory Pattern		10/27/22 04:00
Blood Pressure	140/40 H	10/27/22 10:00
Blood Pressure Mean	73	10/27/22 10:00
Blood Pressure Location	Right Arm	10/26/22 16:00
Pulse Oximetry	100	10/27/22 10:00
O2 Delivery		10/27/22 05:00
FIO2	40	10/27/22 09:17
Sepsis Action Taken by Nursing	No Action Required	10/26/22 08:00

ICH Score (CC)

Intracerebral hemorrhage

Is this an intracerebral hemorrhage patient?: No

Hunt and Hess Scale (CC)

Subarachnoid hemorrhage

Is this a subarachnoid hemorrhage patient?: No

Exam

Narrative: Exam Narrative:
Exam Narrative:
General: Intubated orally
ENT: Eyes are normal to inspection. MMM . PERRL dressing overhead EVD
Neck: Normal inspection. Full range of motion.
Respiratory: No respiratory distress. Breath sounds normal bilaterally. No rhonchi, wheezes, or crackles present.
Cardiovascular: Regular rate and rhythm. S1S2 present.
Abdomen: The abdomen is soft and non-tender, non-distended. Active bowel sounds present.
Neuro: Intubated off sedation left thigh 5 millimeters very sluggish to reactive to light right eye 1 millimeter reactive to light. Withdraws to painful stimuli on the left leg only. Does not follow commands

Critical Care - Results

Labs

CBC & Chem 7:

13.7H# 13.4 278#
 / \
 41.0

10/27/22 04:16

135L | 104 | 18 518H*
 / | / | \
 4.9H | 16L | 1.18H

10/27/22 04:16

Labs:

Short CBC

	10/27/22 04:16	Range/Units
WBC	13.7 H D	(4.0-9.6) 10 ³ /uL
Hgb	13.4	(11.5-14.8) g/dL
Hct	41.0	(34.2-43.8) %
Plt Count	278 D	(144-366) X10 ³ /uL

BMP

	10/27/22 04:16
Sodium	135 L
Potassium	4.9 H
Chloride	104
Carbon Dioxide	16 L
BUN	18
Creatinine	1.18 H
Glucose	518 H*
Calcium	8.8

Urine

	10/26/22 07:30	Range/Units
Urine Color	Yellow	(Yellow)
Urine Appearance	Clear	(Clear)
Urine pH	6.0	(5.0 - 9.0)
Ur Specific Gravity	1.014	(1.005-1.030)
Urine Protein	Negative	(Negative)
Urine Glucose (UA)	3+ H	(Negative)

Emanate Health Queen of the Valley Hospital
Patient: Lyons, Kathleen A **Date of Birth:** 07/13/1961
Med/Rec Number: MR01483046 **Account Number:** QH0054940416 **Critical Care - Consult**

Documented By: Abidali, Moustapha D.O.

Signed By:
<Electronically signed by Moustapha Abidali D.O.>

10/27/22 1037

Emanate Health
Queen of the Valley Hospital
1115 S. Sunset Ave
West Covina, CA 91790

Neurosurgery Consultation

Patient: Lyons, Kathleen A
Med/Rec Number: MR01483046
Account Number: QH0054940416
Date of Birth: 07/13/1961

Rpt Mne: PE.CONNS2
Rpt Num: 1019-01828
Prov Mne: YEDONAL
Cosign Mne:
Note Started: 10/19/22 2046

Provider:
Ye, Donald

Date: 10/19/22

cc:

Assessment and Plan

Assessment and plan

- (1) Colloid cyst of third ventricle:
Status: Acute
Category: Medical

Plan

Ms. Lyons presents with symptomatic obstructive hydrocephalus secondary to likely colloid cyst. Given her imaging findings and progressive memory deficits and mild confusion, she is at risk for complete obstruction and rapid neurological decline including sudden death. If there is any progressive mental status changes, she may require emergent bilateral ventriculostomy for CSF diversion.

Treatment for colloid cyst involves intraventricular excision with goal of gross total or near gross total resection for decompression of bilateral foramen of Monro. A frontal transcortical intraventricular endoscopic approach with a small caliber endoscope minimizes the risk of cortical injury, seizures, and forniceal injury that can result in short-term memory loss. Failure to adequately decompress the ventricular system may require EVD or ventriculoperitoneal shunt after surgery.

Risks, benefits and alternatives discussed with the patient and she understands the gravity of her condition. We will coordinate with the OR to ensure adequate equipment is available to proceed with the procedure - anticipate surgery likely next week.

- Continue Neuro checks
- Supportive care
- Will follow

History of Present Illness

History of Present Illness

Consult date: 10/19/22

Requesting physician: Onyekwuluje, Anne N, MD

Chief complaint: Hydrocephalus

Narrative:

Ms. Lyons is a 61-year old woman who presented to Foothill Presbyterian Hospital after a prolonged episode of memory loss and confusion. She was brought in by her sister for evaluation. MRI Brain

Emanate Health Queen of the Valley Hospital
Patient: Lyons, Kathleen A **Date of Birth:** 07/13/1961

Med/Rec Number: MR01483046 **Account Number:** QH0054940416 **Neurosurgery Consultation**

demonstrated a cystic lesion within the third ventricle consistent with colloid cyst and obstructive hydrocephalus. Transferred to QVH for further monitoring and surgical planning. She currently denies any headaches, blurry or double vision, gait instability, or bladder/bowel dysfunction. She does however still have issues with intermittent recall.

PMFSH

Social History

Social History (Reviewed 10/19/22 @ 03:05 by Anne N Onyekwuluje, MD)

highest education level completed: High School

Smoking/Tobacco Use: Never Smoked

Alcohol Use: No

faith/religion: Catholic

Meds

Allergies and Home Medications

Allergies

Allergy/AdvReac	Type	Severity	Reaction	Status	Date / Time
No Known Allergies	Allergy			Verified	10/17/22 08:05

Home Medications

levothyroxine 112 mcg tablet (Synthroid) 112 mcg PO DAILY HYPOTHYROID 10/19/22 [History Confirmed 10/19/22]

Review of Systems

Review of Systems: All systems reviewed & are unremarkable except as noted in HPI and below:
Yes

Vital Signs

Vital Signs

Last Vital Signs:

Temperature	97.8 F	10/19/22 16:00
Temperature Source	Temporal Artery Scan	10/19/22 16:00
Pulse Rate	78	10/19/22 16:00
Pulse Rhythm	Regular	10/19/22 19:36
Pulse Strength	Normal	10/19/22 19:36
Respiratory Rate	19	10/19/22 16:00
Respiratory Effort	Non-Labored	10/19/22 19:36
Respiratory Depth	Normal	10/19/22 19:36
Respiratory Pattern		10/19/22 19:36
Blood Pressure	167/72 H	10/19/22 16:00

Med/Rec Number: MR01483046 Account Number: QH0054940416 Neurosurgery Consultation

Blood Pressure Mean	103	10/19/22 16:00
Blood Pressure Location	Left Arm	10/19/22 16:00
Pulse Oximetry	97	10/19/22 16:00
O2 Delivery		10/19/22 16:00
Sepsis Action Taken by Nursing	No Action Required	10/19/22 19:36

ICH Score (CC)

Intracerebral hemorrhage

Is this an intracerebral hemorrhage patient?: No

Hunt and Hess Scale (CC)

Subarachnoid hemorrhage

Is this a subarachnoid hemorrhage patient?: No

Results

Laboratory Findings

CBC and BMP:

10/19/22 05:53

132L	99	10	126H
4.1	25	0.75	

Abnormal lab findings:

Abnormal Labs

	10/19/22 00:31	10/19/22 05:53	10/19/22 08:15
Sodium		132 L	
Glucose		126 H	
POC Glucose	195 H		203 H

	10/19/22 09:25	10/19/22 11:49	10/19/22 16:21
Sodium			
Glucose			
POC Glucose	280 H	369 H	233 H

Diagnostic Findings

Additional findings:

MRI Brain: 1.7cm central cystic lesion with obstructive hydrocephalus, consistent with colloid cyst.

Documented By: Ye, Donald

Signed By:

<Electronically signed by Donald Ye >

10/19/22 2056

Emanate Health
Queen of the Valley Hospital
1115 S. Sunset Ave
West Covina, CA 91790

Death Summary

Patient: Lyons, Kathleen A
Med/Rec Number: MR01483046
Account Number: QH0054940416
Date of Birth: 07/13/1961

Rpt Mne: P.DN
Rpt Num: 1202-00470
Prov Mne: LAUTSAN
Cosign Mne:
Note Started: 12/02/22 0955

Provider:
Lau, Tsang M.D.

Date: 12/02/22

cc: Dinesh R Samant

Death Discharge Sum: Prov

Provider

Primary care physician:
NO Primary Care Physician

Consults:

Consultations

10/19/22 00:02

Consult to Physician Routine

Comment:

Consulting Provider: Ye, Donald

Reason for consultation: Hydrocephalus, DM, hyponatremia, ventricular cyst

Person Notified:: JESSICA

Date Notified:: 10/19/22

Time Notified:: 00:10

10/19/22 12:41

Consult to Spiritual Care Services Routine

Patient's Language:: english

Patient's Faith:: catholic

Requested By: Patient

10/26/22 21:49

Consult to Pulmonology Routine

Comment:

Consulting Provider: Abidali, Moustapha

Reason for consultation: ICU CARE MANAGEMENT

10/27/22 09:41

Consult to Physician Routine

Comment:

Consulting Provider: Amani-Yazdi, Rambod

Reason for consultation: a/w hyperglycemia

10/28/22 09:35

Emanate Health Queen of the Valley Hospital
Patient: Lyons, Kathleen A **Date of Birth:** 07/13/1961
Med/Rec Number: MR01483046 **Account Number:** QH0054940416 **Death Summary**

Consult to Dietitian Routine
Dietary Consult: Tube feeding

10/30/22 11:27

Consult to Social Services Routine
Comment: SISTERS INFO IS ON THE PATIENT'S SUMMARY
Reason For Exam: PATIENT'S SISTER IS POA AND REQUESTING HELP ON DISABILITY FORMS FOR PATIENT
Comment: PATIENT WORKED UP UNTIL THE DAY BEFORE HOSPITAL

11/01/22 13:04

Consult to Palliative Care Routine
Comment:
Consulting Provider: Cutler, Aaron
Reason for consultation: INTRACEREBRAL HEMORRHAGE

11/07/22 13:21

Consult to Physician Routine
Comment:
Consulting Provider: Maglunog, Alexander A
Reason for consultation: a/w Tracheostomy
Person Notified:: DR MAGLUNOG
Date Notified:: 11/07/22
Time Notified:: 14:11

Consult to Physician Routine
Comment:
Consulting Provider: Sharma, Ankush
Reason for consultation: a/w G tube placement
Person Notified:: TINA
Date Notified:: 11/07/22
Time Notified:: 13:39

11/24/22 10:20

Consult to Physician Stat
Comment:
Consulting Provider: Gallego, Claudio H
Reason for consultation: POSSIBLE DI
Person Notified:: darlene
Date Notified:: 11/24/22
Time Notified:: 12:03

11/24/22 12:00

Consult to Physician Routine
Comment:
Consulting Provider: Jayasekara, Deepthi
Reason for consultation: Leukocytosis, respiratory failure
Person Notified:: MD AWARE
Date Notified:: 11/24/22
Time Notified:: 18:16

11/27/22 17:44

Emanate Health Queen of the Valley Hospital

Patient: Lyons, Kathleen A **Date of Birth:** 07/13/1961

Med/Rec Number: MR01483046 **Account Number:** QH0054940416 **Death Summary**

Consult to Social Services Routine

Comment:

Reason For Exam: power of attorney paperwork

Comment: POA paperwork is inside the patient's chart.

11/27/22 18:27

Consult to Neurology Routine

Comment:

Consulting Provider: Chopra, Rajan

Reason for consultation: evaluate brain death

Person Notified:: MD AWARE

Date Notified:: 11/27/22

Time Notified:: 18:29

11/28/22 10:08

Consult to Neurology Routine

Comment:

Consulting Provider: Sanchez-Diedrich, Claudia A

Reason for consultation: BRAIN DEATHEVALUATION

Person Notified:: SAW THE PATIENT TODAY, PROGRESS NOTE

Date Notified:: 11/28/22

Time Notified:: 16:35

Death Discharge Sum: Diag

Primary Cause Of Death

Cause of Death: Intraventricular hemorrhage

Contributing Factors

- (1) Colloid cyst of third ventricle:
- (2) Colloid cyst of brain:
- (3) Ventilator dependent:
- (4) Respiratory failure:

Death Discharge Sum: Summary

Date and Time

Date of admission:

10/18/22 22:00

Date and time of death:

12/2/22 5:05am

Death Summary

Details:

Patient is a 61yo female with DM2 and ypertension hypothyroid presents to the ED at Foothill Presbyterian Hospital brought in by family with reports of memory loss for 2 days. Patient is unable to recall events and noted to be repetitive. Patient has more difficulty recalling recent events are opposed to remote events. On initial evaluation at Foothill Hospital a brain MRI revealed 1.7 x 1.6 centimeters cystic structure abutting the roof of the 3rd ventricle compatible with a colloid cyst with compression of the 3rd ventricle and dilation of the lateral ventricles concerning for obstructive hydrocephalus. Neurosurgery was consulted and recommended transfer to Queen of the Valley. She

Emanate Health Queen of the Valley Hospital

Patient: Lyons, Kathleen A **Date of Birth:** 07/13/1961

Med/Rec Number: MR01483046 **Account Number:** QH0054940416 **Death Summary**

went for right frontal endoscopic transventricular resection of colloid cyst, placement of external ventricular drain, stereotactic navigation. Post op noted to have an irregular and asymmetric left pupil. An immediate post-operative CT scan which revealed extensive intraventricular hemorrhage and likely injury of the left upper midbrain likely during the attempts at hemostasis. She did not regain consciousness. She was eventually underwent tracheostomy and PEG. Neurosurgery did VP shunt 11/23. Post op noted bilateral pupils both dilated. CT showed "Grossly stable hydrocephalus with layering blood product in the posterior horns of bilateral lateral ventricles are seen. There seems to be increased subarachnoid hyperdensity in both hemispheres and basal cistern, compatible with new subarachnoid hemorrhage". She developed worsening renal function, high feeding residual, hypotensive requiring levophed. Neurology consulted, deems exhibits no cortical function and is not expected to make any recovery. GOC discuss with patient's sister and brother, they would like to continue current treatment but not to escalate given prognosis is extremely poor. Patient passed away on 12/2

Additional Data

Attending physician:

Tsang Lau, MD

Documented By: Lau, Tsang M.D.

Signed By:

<Electronically signed by Tsang Lau M.D.>

12/07/22 1833

Emanate Health
Queen of the Valley Hospital
1115 S. Sunset Ave
West Covina, CA 91790

Surgery Interval H&P

Patient: Lyons, Kathleen A
Med/Rec Number: MR01483046
Account Number: QH0054940416
Date of Birth: 07/13/1961

Rpt Mne: PE.INHPSR
Rpt Num: 1123-00370
Prov Mne: YEDONAL
Cosign Mne:
Note Started: 11/23/22 0924

Provider:
Ye, Donald

Date: 11/23/22

cc:

Surgery Interval H&P

Date of Admission:
10/18/22 22:00

Patient Evaluation:

There are no changes from the dictated or written report. The patient was re-examined and the general health status has not changed. Indications for the procedure(s) are still present.

If changes do exist they are recorded here: []

The patient is still a candidate for the planned procedure(s).

Documented By: Ye, Donald

Signed By:
<Electronically signed by Donald Ye >

11/23/22 0925

Emanate Health
Queen of the Valley Hospital
1115 S. Sunset Ave
West Covina, CA 91790

Hospitalist - H&P

Patient: Lyons, Kathleen A
Med/Rec Number: MR01483046
Account Number: QH0054940416
Date of Birth: 07/13/1961

Rpt Mne: PE.HPHOSP
Rpt Num: 1019-00029
Prov Mne: ONYANN
Cosign Mne:
Note Started: 10/19/22 0305

Provider:
Onyekwuluje, Anne N M.D.

Date: 10/19/22

cc:

Assessment and Plan

Assessment and plan

- (1) Hyponatremia:
Status: Acute
Category: Medical
- (2) Diabetes mellitus due to underlying condition, uncontrolled, with hyperglycemia:
Status: Acute
Category: Medical
- (3) Hydrocephalus:
Status: Acute
Category: Medical
- (4) Colloid cyst of third ventricle:
Status: Acute
Category: Medical
- (5) Memory loss:
Status: Acute
Category: Medical

Plan

Admit to neuro science unit
Neurosurgical consult with recommendations and neurosurgical intervention
Patient will be kept NPO if consented for intervention, will revert to sliding scale alone
In the meantime patient will be continued on a diabetic diet and basal insulin resumed with meals with a correctional scale
Gentle maintenance IV fluid
Hyponatremia likely due to intracranial lesion causing SIADH
P.r.n. Tylenol for headache
Neuro checks Q shift
Monitoring of blood glucose AC HS

History of Present Illness

History of Present Illness

Date of Admission:
10/18/22 22:00

Chief complaint: Hydrocephalus

Narrative:

Kathleen A Lyons is a 61-year-old female with a history of diabetes, hypertension hypothyroid presents to the ED at Foothill Presbyterian Hospital brought in by family with reports of memory loss for 2 days. Patient is unable to recall events and noted to be repetitive. Patient has more difficulty recalling recent events are opposed to remote events. There are no associated symptoms of fever chills incontinence, abdominal pain, numbness, weakness or visual symptoms. Patient has been very tired and fatigued for the last 2 days per family member with reports of headache however no projectile vomiting. On initial evaluation at Foothill Hospital a brain MRI revealed 1.7 x 1.6 centimeters cystic structure abutting the roof of the 3rd ventricle compatible with a colloid cyst with compression of the 3rd ventricle and dilation of the lateral ventricles concerning for obstructive hydrocephalus. Neurosurgery was consulted and recommended transfer to Queen of the Valley for possible neurosurgical intervention. Initial vitals at the transferring hospital were stable with a systolic blood pressure of 140. Patient's only hypertensive medication is lisinopril which she takes 40 milligrams a day, other home medications include levothyroxine 112 micrograms. On arrival to Queen of the Valley hospital patient is normotensive, without any new neurological symptoms or signs from transferring hospital.

Allergies :No known drug allergies

Home medications: Levothyroxine 112 micrograms daily, lisinopril 40 milligrams daily, Levemir 35 units q.a.m. and 20 units q.p.m., insulin aspartame with meals p.r.n.

Family history: Not pertinent

PMFSH

Past Medical History

Medical history:

Type 2 diabetes

Hypertension

Hypothyroidism

Social History

Social History (Reviewed 10/19/22 @ 03:05 by Anne N Onyekwuluje, MD)

highest education level completed: High School

Smoking/Tobacco Use: Never Smoked

Alcohol Use: No

faith/religion: Catholic

Meds

Allergies and Home Medications

Allergies

Allergy/AdvReac	Type	Severity	Reaction	Status	Date / Time
No Known Allergies	Allergy			Verified	10/17/22 08:05

Home Medications

levothyroxine 112 mcg tablet (Synthroid) 112 mcg PO DAILY HYPOTHYROID 10/19/22 [History

Confirmed 10/19/22]

Review of Systems

Review of Systems: Narrative:
See HPI

Vital Signs

Vital Signs

Last Vital Signs:

Temperature	98.1 F	10/18/22 23:59
Temperature Source	Temporal Artery Scan	10/18/22 23:59
Pulse Rate	82	10/19/22 01:49
Respiratory Rate	20	10/18/22 23:59
Blood Pressure	119/48 L	10/18/22 23:59
Blood Pressure Mean	71	10/18/22 23:59
Blood Pressure Location	Left Arm	10/18/22 23:59
Pulse Oximetry	97	10/18/22 23:59
O2 Delivery		10/18/22 23:59

Exam

Const: General: no acute distress and well developed Nutritional Appearance: well nourished
Orientation: alert, awake and oriented x3
HENMT: Head: normocephalic and atraumatic Mouth: moist mucous membranes
Eyes: Pupils: PERRL EOM: EOM intact bilaterally
Neck: Neck: no lymphadenopathy, no meningeal signs and no JVD
Resp: Effort & Inspection: normal respiratory effort Auscultation: clear to auscultation bilaterally
Cardio: Rate: regular rate Rhythm: regular rhythm Heart Sounds: S1 normal and S2 normal
GI: Palpation: soft (Nontender, nondistended)
Skin: General skin exam: no rashes or lesions noted
Neuro: Cranial Nerves: CN's II-XII intact bilaterally Motor: muscle tone normal throughout and strength 5/5 throughout Other:
Gait was not tested
Extrem: General: full ROM and no clubbing, cyanosis or edema
Psych: Other:
Mood and affect normal

Results

Labs

CBC & Chem 7:

10/19/22 05:53

Emanate Health Queen of the Valley Hospital

Patient: Lyons, Kathleen A **Date of Birth:** 07/13/1961

Med/Rec Number: MR01483046 **Account Number:** QH0054940416 **Hospitalist - H&P**

132L	99	10	126H
4.1	25	0.75	

Documented By: Onyekwuluje, Anne N M.D.

Signed By:

<Electronically signed by Anne N Onyekwuluje M.D.>

10/19/22 1133

Emanate Health
Queen of the Valley Hospital
1115 S. Sunset Ave
West Covina, CA 91790

XRay Report (Signed)

Patient: Lyons, Kathleen A
DOB: 07/13/1961
Age/Sex: 61 / F
Loc: Q1ICU Q1007-A
Ordering Physician: Govil, Vishal

MR #: MR01483046
Acct: QH0054940416
Service Date: 11/24/22
Report#: 1124-00158

Fax:

Procedure(s): XR chest 1V portable 71045
Accession # A0001349392Q

cc: ~

Exam: X-Ray Chest, AP 1 view

Indication: Acute dyspnea, pain.

Comparison: 11/09/2022

Technique: An AP view of the chest is provided.

Findings/impression:
Tracheostomy tube and right arm PICC are in the appropriate positions.

Low lung volumes.

If you are a provider and would like to contact the interpreting physician or one of the staff members, please call (626) 244-8200. For patients who have questions in regard to this examination, please contact your referring doctor directly.

** <Electronically signed by Salar Hakham D.O. in OV> **

Reported By:	Salar Hakham, MD 11/24/22 1405	
Service Date/time:	11/24/22 1208	ADM D/T:
Technologist:	Stephen Tagawa	DD/DT: 11/24/22 1402
Radiologist:	HAKHSAL	TD/TT:
Co Signer/date/time:		

Emanate Health
Queen of the Valley Hospital
1115 S. Sunset Ave
West Covina, CA 91790

XRay Report (Signed)

Patient: Lyons, Kathleen A
DOB: 07/13/1961
Age/Sex: 61 / F
Loc: Q1ICU QI007-A
Ordering Physician: Donald Y. Ye

MR #: MR01483046
Acct: QH0054940416
Service Date: 11/23/22
Report#: 1123-00105

Fax:

Procedure(s): XR KUB 74018
Accession # A0001348279Q

cc: ~

Exam: X-Ray Abdomen/KUB, 1-view

Indication: VP shunt placement

Comparison: None available.

Technique: An AP view of the abdomen is provided.

Findings:

There is a nonobstructive bowel gas pattern. A gastrostomy projects over the upper abdomen. There is a VP shunt identified without evidence of discontinuity or kinks.

No suspicious abdominal calcifications are identified.

The osseous structures are unremarkable.

ORDER #: 1123-0089 XR/XR KUB

Impression:

Nonobstructive bowel gas pattern.

VP shunt in place as above.

If you are a provider and would like to contact the interpreting physician or one of the staff members, please call (626) 244-8200. For patients who have questions in regard to this examination, please contact your referring doctor directly.

** <Electronically signed by Juan Esteva M.D. in OV> **

Reported By: Juan C. Esteva, MD 11/23/22 1052
Service Date/time: 11/23/22 0926
Technologist: Mauricio Castillo
Radiologist: ESTEJUA

ADM D/T:
DD/DT: 11/23/22 1050
TD/TT:

Emanate Health
Queen of the Valley Hospital
1115 S. Sunset Ave
West Covina, CA 91790

XRay Report Continued

Patient: Lyons, Kathleen A
DOB: 07/13/1961
Age/Sex: 61 / F
Loc: Q11CU Q1007-A
Attending Dr: Tsang Lau M.D.

MR#: MR01483046
Acct: QH0054940416
Service Date: 11/23/22
Report#: 1123-00105

Ordering Physician: Donald Y. Ye
Date of Service: 11/23/22
Procedure(s): XR KUB 74018
Accession # A0001348279Q

cc: ~

Co Signer/date/time:

Emanate Health
Queen of the Valley Hospital
1115 S. Sunset Ave
West Covina, CA 91790

XRay Report (Signed)

Patient: Lyons, Kathleen A
DOB: 07/13/1961
Age/Sex: 61 / F
Loc: Q1ICU QI007-A
Ordering Physician: Alexander A Maglunog

MR #: MR01483046
Acct: QH0054940416
Service Date: 11/09/22
Report#: 1109-00226

Fax:

Procedure(s): XR chest 1V portable 71045
Accession # A0001331712Q

cc: ~

Exam: X-ray Chest AP 1 view

Indication: Status post tracheostomy

Comparison: 11/2/2022

Technique: An AP view of the chest is provided.

Findings:

Interval exchange of endotracheal tube with tracheostomy tube terminating approximately 2.5 cm from the carina. The enteric tube parallels the limit to check with the tip overlying the stomach. The side port overlies the region of the GE junction. Consider advancing 7 cm. Right-sided PICC is unchanged in position.

Atelectasis in the left lung base. There is no pneumothorax or pleural effusion.

The cardiomeastinal silhouette is unremarkable. There is no significant calcification of the thoracic aorta.

The osseous structures are unremarkable.

ORDER #: 1109-0202 XR/XR chest 1V portable

Impression:

Interval exchange of endotracheal tube with tracheostomy tube terminating approximately 2.5 cm from the carina. The enteric tube parallels the limit to check with the tip overlying the stomach. The side port overlies the region of the GE junction. Consider advancing 7 cm. Right-sided PICC is unchanged in position.

Otherwise, no new focal airspace consolidation.

If you are a provider and would like to contact the interpreting physician or

Imaging 1109-00226

Page 1 of 2

Emanate Health
Queen of the Valley Hospital
1115 S. Sunset Ave
West Covina, CA 91790

XRay Report Continued

Patient: Lyons, Kathleen A
DOB: 07/13/1961
Age/Sex: 61 / F
Loc: Q11CU Q1007-A
Attending Dr: Augen Batou D.O.

MR#: MR01483046
Acct: QH0054940416
Service Date: 11/09/22
Report#: 1109-00226

Ordering Physician: Alexander A Maglunog
Date of Service: 11/09/22
Procedure(s): XR chest 1V portable 71045
Accession # A0001331712Q

cc: ~

one of the staff members, please call (626) 244-8200. For patients who have questions in regard to this examination, please contact your referring doctor directly.

Reported By: Hyoung M. Oh, D.O. 11/09/22 1254
Service Date/time: 11/09/22 1208
Technologist: Victoria Dominguez
Radiologist: OHHYOUN
Co Signer/date/time: ADM D/T: 11/09/22 1252
TD/TT:

** <Electronically signed by Hyoung Oh M.D. in OV> **

Emanate Health
Queen of the Valley Hospital
1115 S. Sunset Ave
West Covina, CA 91790

XRay Report (Signed)

Patient: Lyons, Kathleen A
DOB: 07/13/1961
Age/Sex: 61 / F
Loc: Q1ICU QI007-A
Ordering Physician: Alex Kassir, M.D.

MR #: MR01483046
Acct: QH0054940416
Service Date: 11/02/22
Report#: 1102-00433

Fax:

Procedure(s): XR chest 1V portable 71045
Accession # A0001323042Q

cc: ~

Exam: X-Ray Chest 1 view

Indication: Hydrocephalus

Comparison: 11/1/2022

Technique: An AP view of the chest is provided.

Findings:

Stable endotracheal tube and enteric tube. There is atelectasis in the left lung base. The right lung is clear. No gross effusion or pneumothorax. Stable cardiac silhouette. There is no significant interval change allowing for differences in technique and positioning.

ORDER #: 1102-0150 XR/XR chest 1V portable

Impression:

Stable exam.

If you are a provider and would like to contact the interpreting physician or one of the staff members, please call (626) 244-8200. For patients who have questions in regard to this examination, please contact your referring doctor directly.

Emanate Health
Queen of the Valley Hospital
1115 S. Sunset Ave
West Covina, CA 91790

XRay Report Continued

Patient: Lyons, Kathleen A
DOB: 07/13/1961
Age/Sex: 61 / F
Loc: Q11CU Q1007-A
Attending Dr: Tsang Lau M.D.

MR#: MR01483046
Acct: QH0054940416
Service Date: 11/02/22
Report#: 1102-00433

Ordering Physician: Alex Kassar, M.D.
Date of Service: 11/02/22
Procedure(s): XR chest 1V portable 71045
Accession # A0001323042Q

cc: ~

** <Electronically signed by Dustin Newell M.D. in OV> **

Reported By: Dustin Newell, MD 11/02/22 1601
Service Date/time: 11/02/22 1059
Technologist: Jaime M Shields
Radiologist: NEWEDUS
Co Signer/date/time:

ADM D/T:
DD/DT: 11/02/22 1558
TD/TT:

Emanate Health
Queen of the Valley Hospital
1115 S. Sunset Ave
West Covina, CA 91790

XRay Report (Signed)

Patient: Lyons, Kathleen A
DOB: 07/13/1961
Age/Sex: 61 / F
Loc: Q1ICU QI007-A
Ordering Physician: Augen B. Batou

MR #: MR01483046
Acct: QH0054940416
Service Date: 10/28/22
Report#: 1028-00469

Fax:

Procedure(s): XR chest 1 view picc 71045
Accession # A0001318157Q

cc: ~

Exam: X-Ray Chest, AP 1 view

Indication: PICC line

Comparison: 10/26/22

Technique: An AP view of the chest is provided.

Findings:

Interval placement of right upper extremity PICC which terminates in the region of the cavoatrial junction. There is otherwise no significant interval change allowing for differences in technique and positioning.

ORDER #: 1028-0292 XR/XR chest 1 view picc

Impression:

Interval placement of right upper extremity PICC which terminates in the region of the cavoatrial junction. Stable endotracheal and nasogastric tubes

Low lung volumes with pulmonary vascular prominence and cardiomegaly

If you are a provider and would like to contact the interpreting physician or one of the staff members, please call (626) 244-8200. For patients who have questions in regard to this examination, please contact your referring doctor directly.

** <Electronically signed by Ashraf Hawari M.D. in OV> **

Reported By: Ashraf Hawari, MD 10/28/22 1758

Service Date/time: 10/28/22 1621

Technologist: Genesis Sol Gutierrez

Radiologist: HAWAASH

Co Signer/date/time:

ADM D/T:

DD/DT: 10/28/22 1758

TD/TT:

Imaging 1028-00469

Page 1 of 1

Emanate Health
Queen of the Valley Hospital
1115 S. Sunset Ave
West Covina, CA 91790

XRay Report (Signed)

Patient: Lyons, Kathleen A
DOB: 07/13/1961
Age/Sex: 61 / F
Loc: Q1ICU Q1007-A
Ordering Physician: Donald Y. Ye

MR #: MR01483046
Acct: QH0054940416
Service Date: 10/26/22
Report#: 1026-00654

Fax:

Procedure(s): XR chest 1V portable 71045
Accession # A0001315811Q

cc: ~

Exam: X-Ray Chest, AP view

Indication: Intubation

Comparison: prior day

Technique: An AP view of the chest is provided.

Findings:

There is no significant interval change allowing for differences in technique and positioning.

ORDER #: 1026-0340 XR/XR chest 1V portable

Impression:

Endotracheal tube terminates 4 cm above the carina. Enteric tube terminates in the stomach.

If you are a provider and would like to contact the interpreting physician or one of the staff members, please call (626) 244-8200. For patients who have questions in regard to this examination, please contact your referring doctor directly.

** <Electronically signed by Victor Shi M.D. in OV> **

Reported By: Victor Shi, MD 10/26/22 2134

Service Date/time: 10/26/22 2120

Technologist: Marco Asuncion

Radiologist: SHIVICT

Co Signer/date/time:

ADM D/T:

DD/DT: 10/26/22 2133

TD/TT:

Imaging 1026-00654

Page 1 of 1

Emanate Health
Queen of the Valley Hospital
1115 S. Sunset Ave
West Covina, CA 91790

XRay Report (Signed)

Patient: Lyons, Kathleen A
DOB: 07/13/1961
Age/Sex: 61 / F
Loc: Q6NSU Q0605-B
Ordering Physician: Ingrid Olsson

MR #: MR01483046
Acct: QH0054940416
Service Date: 10/25/22
Report#: 1026-00017

Fax:

Procedure(s): XR chest 1V 71045
Accession # A0001314430Q

cc: ~

Exam: X-ray Chest 1-view, Anteroposterior view

Indication: Preoperative evaluation.

Comparison: None available.

Technique: An AP view of the chest is provided.

Findings:

Cardiac silhouette is normal in size. Pulmonary vasculature is within normal limits.

There is no lobar consolidation, pleural effusion, or pneumothorax.

No evidence of an acute osseous abnormality.

ORDER #: 1025-0290 XR/XR chest 1V

Impression:

No acute cardiopulmonary abnormality.

If you are a provider and would like to contact the interpreting physician or one of the staff members, please call (626) 244-8200. For patients who have questions in regard to this examination, please contact your referring doctor directly.

Emanate Health
Queen of the Valley Hospital
1115 S. Sunset Ave
West Covina, CA 91790

XRay Report Continued

Patient: Lyons, Kathleen A
DOB: 07/13/1961
Age/Sex: 61 / F
Loc: Q6NSU Q0605-B
Attending Dr: Augen Batou D.O.

MR#: MR01483046
Acct: QH0054940416
Service Date: 10/25/22
Report#: 1026-00017

Ordering Physician: Ingrid Olsson
Date of Service: 10/25/22
Procedure(s): XR chest 1V 71045
Accession # A0001314430Q

cc: ~

** <Electronically signed by Jeffrey Kuei M.D. in OV> **

Reported By: Jeffrey Kuei, MD 10/26/22 0103
Service Date/time: 10/25/22 1747
Technologist: Marco Asuncion
Radiologist: KUEIJEF
Co Signer/date/time:

ADM D/T:
DD/DT: 10/26/22 0100
TD/TT:

Emanate Health
Queen of the Valley Hospital
1115 S. Sunset Ave
West Covina, CA 91790

CT Scan Report (Signed)

Patient: Lyons, Kathleen A
DOB: 07/13/1961
Age/Sex: 61 / F
Loc: Q1ICU QI007-A
Ordering Physician: Rohinder K Sandhu, M.D.

MR #: MR01483046
Acct: QH0054940416
Service Date: 11/23/22
Report#: 1123-00662

Fax:

Procedure(s): CT head/brain wo con 70450
Accession # A0001349118Q

cc: ~

Exam: CT Head

Indication: Altered mental status

Comparison: Earlier study same date

Technique: Utilizing a multislice CT scanner, a CT of the head was performed without intravenous contrast. All CT scans at this facility use dose modulation, iterative reconstruction, and/or weight based dosing when appropriate to reduce radiation dose to as low as reasonably achievable.

CTDIvol (mGy): 52
DLP (mGy-cm): 1252

Findings:

Grossly stable hydrocephalus with layering blood product in the posterior horns of bilateral lateral ventricles are seen. There seems to be increased subarachnoid hyperdensity in both hemispheres and basal cistern, compatible with new subarachnoid hemorrhage.

A right frontal encephalomalacia with stable positioning of the ventricular peritoneal shunt catheter is seen. Status of gray-white differentiation is grossly stable compared to the most recent study.

The basal ganglia and thalami are unremarkable. The brainstem and cerebellum are within normal limits.

The visualized paranasal sinuses are clear. The mastoid air cells are clear. The orbits are unremarkable.

The soft tissues of the scalp are unremarkable.

ORDER #: 1123-0200 CT/CT head/brain wo con

Impression:

Grossly stable hydrocephalus with layering blood product in the posterior

Imaging 1123-00662

Page 1 of 2

Emanate Health
Queen of the Valley Hospital
1115 S. Sunset Ave
West Covina, CA 91790

CT Scan Report Continued

Patient: Lyons, Kathleen A
DOB: 07/13/1961
Age/Sex: 61 / F
Loc: Q11CU Q1007-A
Attending Dr: Tsang Lau M.D.

MR#: MR01483046
Acct: QH0054940416
Service Date: 11/23/22
Report#: 1123-00662

Ordering Physician: Rohinder K Sandhu, M.D.
Date of Service: 11/23/22
Procedure(s): CT head/brain wo con 70450
Accession # A0001349118Q

cc: ~

horns of bilateral lateral ventricles are seen. There seems to be increased subarachnoid hyperdensity in both hemispheres and basal cistern, compatible with new subarachnoid hemorrhage.

A right frontal encephalomalacia with stable positioning of the ventricular peritoneal shunt catheter is seen. Status of gray-white differentiation is grossly stable compared to the most recent study.

Findings were discussed with the patient's nurse at 11:33 PM

If you are a provider and would like to contact the interpreting physician or one of the staff members, please call (626) 244-8200. For patients who have questions in regard to this examination, please contact your referring doctor directly.

Reported By: Victor Shi, MD 11/23/22 2334
Service Date/time: 11/23/22 2301
Technologist: Richard D. Leal
Radiologist: SHIVICT
Co Signer/date/time: ADM D/T:
DD/DT: 11/23/22 2331
TD/TT:

** <Electronically signed by Victor Shi M.D. in OV> **

Emanate Health
Queen of the Valley Hospital
1115 S. Sunset Ave
West Covina, CA 91790

CT Scan Report (Signed with Addenda)

Patient: Lyons, Kathleen A
DOB: 07/13/1961
Age/Sex: 61 / F
Loc: Q1ICU Q1007-A
Ordering Physician: Donald Y. Ye

MR #: MR01483046
Acct: QH0054940416
Service Date: 11/23/22
Report#: 1123-00134

Fax:

Procedure(s): CT head/brain wo con 70450
Accession # A0001348278Q

cc: ~

****ADDENDUM****

Report was given to Dr. Cochrane by phone at 11:30 AM.

** <Electronically signed by Juan Esteva M.D. in OV> **

Addendum Reported By: Juan C. Esteva, MD
Addendum Signed Date/Time: 11/23/22 1509
Transcriptionist: NOVARAD

DD/DT: 11/23/22/1506
TD/TT: /

Exam: CT Head without contrast

Indication: VP shunt placement

Comparison: 11/21/2022

Technique: Utilizing a multislice CT scanner, a CT of the head was performed without intravenous contrast. All CT scans at this facility use dose modulation, iterative reconstruction, and/or weight based dosing when appropriate to reduce radiation dose to as low as reasonably achievable.

CTDIvol (mGy): 58
DLP (mGy-cm): 924

Findings:

Right frontal access ventriculostomy terminates in the region of the right lateral ventricle frontal horn. There has been decreased caliber of the ventricles with persistent at least moderate hydrocephalus and transependymal CSF flow.

Lateral ventricle dependent blood products have increased in volume compared to the prior study, likely postsurgical.

Imaging 1123-00134
Page 1 of 2

Emanate Health
Queen of the Valley Hospital
1115 S. Sunset Ave
West Covina, CA 91790

CT Scan Report Continued

Patient: Lyons, Kathleen A
DOB: 07/13/1961
Age/Sex: 61 / F
Loc: Q11CU Q1007-A
Attending Dr: Tsang Lau M.D.

MR#: MR01483046
Acct: QH0054940416
Service Date: 11/23/22
Report#: 1123-00134

Ordering Physician: Donald Y. Ye
Date of Service: 11/23/22
Procedure(s): CT head/brain wo con 70450
Accession # A0001348278Q

cc: ~

Evolving chronic infarct in the left pons, middle cerebellar peduncle, and basal ganglia are seen. Persistent effacement of the basilar cisterns is seen in part due to blood products, but also likely due to edema. The pre-pontine and peri-mesencephalic cisterns are otherwise patent.

Soft tissue prominence and subcutaneous gas in the right temporal and occipital soft tissues is likely postsurgical.

Bilateral mastoid air cell fluid and sinus mucosal thickening is unchanged.

ORDER #: 1123-0074 CT/CT head/brain wo con

Impression:

1. Interval VP shunt conversion since the prior study with postsurgical changes as above.
2. Interval increased volume of lateral ventricular blood products with otherwise unchanged caliber of the lateral ventricles as described.
3. Evolving multiple chronic infarcts as above.
4. Slight decreased caliber of the ventricles with persistent at least moderate hydrocephalus as described.

If you are a provider and would like to contact the interpreting physician or one of the staff members, please call (626) 244-8200. For patients who have questions in regard to this examination, please contact your referring doctor directly.

** <Electronically signed by Juan Esteva M.D. in OV> **

Reported By: Juan C. Esteva, MD 11/23/22 1509
Service Date/time: 11/23/22 0925
Technologist: Thomas T Oda
Radiologist: ESTEJUA
Co Signer/date/time:

ADM D/T:
DD/DT: 11/23/22 1127
TD/TT:

Emanate Health
Queen of the Valley Hospital
1115 S. Sunset Ave
West Covina, CA 91790

CT Scan Report (Signed)

Patient: Lyons, Kathleen A
DOB: 07/13/1961
Age/Sex: 61 / F
Loc: Q1ICU Q1007-A
Ordering Physician: Benjamin Ball, MD

MR #: MR01483046
Acct: QH0054940416
Service Date: 11/21/22
Report#: 1121-00154

Fax:

Procedure(s): CT head/brain wo con 70450
Accession # A0001344407Q

cc: ~

Exam: CT Head

Indication: Headache, recent EVD clamping trial

Comparison: 11/16/22

Technique: Utilizing a multislice CT scanner, a CT of the head was performed without intravenous contrast. All CT scans at this facility use dose modulation, iterative reconstruction, and/or weight based dosing when appropriate to reduce radiation dose to as low as reasonably achievable.

CTDIvol (mGy): 57.5
DLP (mGy-cm): 924.3

Findings:

BRAIN PARENCHYMA:

Stable right frontal approach ventriculostomy catheter tip in the right frontal horn. Pericatheter hypodensity is mildly increased. There is redemonstration of mild intraventricular hemorrhage layering in the occipital horns, improving. Mild interval increase in the ventricular dilatation is noted. No midline shift.

WHITE MATTER: Increasing periventricular confluent hypodensity

BASAL GANGLIA: Developing left basal ganglia, left subinsular and left thalamic hypodensity..

BRAINSTEM/CEREBELLUM: Evolving left pontine and cerebellar peduncular infarct..

EXTRACRANIAL STRUCTURES: Fluid is noted in the sphenoid sinuses. Fluid seen in the right greater than left mastoid air cells. The orbits are unremarkable.

Emanate Health
Queen of the Valley Hospital
1115 S. Sunset Ave
West Covina, CA 91790

CT Scan Report Continued

Patient: Lyons, Kathleen A
DOB: 07/13/1961
Age/Sex: 61 / F
Loc: Q11CU Q1007-A
Attending Dr: Tsang Lau M.D.

MR#: MR01483046
Acct: QH0054940416
Service Date: 11/21/22
Report#: 1121-00154

Ordering Physician: Benjamin Ball, MD
Date of Service: 11/21/22
Procedure(s): CT head/brain wo con 70450
Accession # A0001344407Q

cc: ~

ORDER #: 1121-0002 CT/CT head/brain wo con

Impression:

Stable position of the right frontal approach ventriculostomy catheter with the tip in the right frontal horn. Moderate increase in the ventricular dilatation and transependymal edema when compared with 11/16/22.

Improving ventricular hemorrhage layering in the occipital horns.

Evolving infarcts in the left basal ganglia and subinsular region, thalamus, and left pons extending to the cerebellar peduncle

If you are a provider and would like to contact the interpreting physician or one of the staff members, please call (626) 244-8200. For patients who have questions in regard to this examination, please contact your referring doctor directly.

** <Electronically signed by Khwaja Ahmed M.D. in OV> **

Reported By:	Khwaja Ahmed, MD 11/21/22 1041	
Service Date/time:	11/21/22 0800	ADM D/T:
Technologist:	Thomas T Oda	DD/DT: 11/21/22 1038
Radiologist:	AHMEKHW	TD/TT:
Co Signer/date/time:		

Emanate Health
Queen of the Valley Hospital
1115 S. Sunset Ave
West Covina, CA 91790

CT Scan Report (Signed)

Patient: Lyons, Kathleen A
DOB: 07/13/1961
Age/Sex: 61 / F
Loc: Q1ICU Q1007-A
Ordering Physician: Benjamin Ball, MD

MR #: MR01483046
Acct: QH0054940416
Service Date: 11/16/22
Report#: 1116-00277

Fax:

Procedure(s): CT head/brain wo con 70450
Accession # A0001339876Q

cc: ~

Exam: CT Head

Indication: Hydrocephalus

Comparison: 11/14/2022

Technique: Utilizing a multislice CT scanner, a CT of the head was performed without intravenous contrast. All CT scans at this facility use dose modulation, iterative reconstruction, and/or weight based dosing when appropriate to reduce radiation dose to as low as reasonably achievable.

CTDIvol (mGy): 57.5
DLP (mGy-cm): 924.3

Findings:

Stable position of right frontal approach ventriculostomy catheter with tip traversing the anterior horn/body of the right lateral ventricle. There is significant decrease in ventricular size compared to prior study. There is stable intraventricular hemorrhage layering within the posterior horns. There is a small amount of The ventricles, cisterns and sulci are mildly enlarged for the patient's age compatible with cerebral volume loss. There is no midline shift. There is no extra-axial fluid collection. There is no evidence of acute intracranial hemorrhage.

There is mild nonspecific periventricular white matter hypodensity probably secondary to chronic small vessel ischemic disease. The gray-white differentiation is maintained.

The basal ganglia and thalami are unremarkable. The brainstem and cerebellum are within normal limits.

The sellar and parasellar regions are unremarkable.

The visualized paranasal sinuses are clear. The mastoid air cells are clear. The orbits are unremarkable.

Imaging 1116-00277
Page 1 of 2

Emanate Health
Queen of the Valley Hospital
1115 S. Sunset Ave
West Covina, CA 91790

CT Scan Report Continued

Patient: Lyons, Kathleen A
DOB: 07/13/1961
Age/Sex: 61 / F
Loc: Q11CU Q1007-A
Attending Dr: Anousheh Ashouri M.D.

MR#: MR01483046
Acct: QH0054940416
Service Date: 11/16/22
Report#: 1116-00277

Ordering Physician: Benjamin Ball, MD
Date of Service: 11/16/22
Procedure(s): CT head/brain wo con 70450
Accession # A0001339876Q

cc: ~

ORDER #: 1116-0062 CT/CT head/brain wo con
Impression:

Stable position the right frontal approach ventriculostomy catheter with significant interval decrease in ventricular size compared to prior study.

There is stable intraventricular hemorrhage layering in the posterior horns of the lateral ventricles. There is no new or enlarging intracranial hemorrhage.

If you are a provider and would like to contact the interpreting physician or one of the staff members, please call (626) 244-8200. For patients who have questions in regard to this examination, please contact your referring doctor directly.

** <Electronically signed by Dustin Newell M.D. in OV> **

Reported By:	Dustin Newell, MD 11/16/22 1422	ADM D/T:
Service Date/time:	11/16/22 0809	DD/DT: 11/16/22 1420
Technologist:	Thomas T Oda	TD/TT:
Radiologist:	NEWEDUS	
Co Signer/date/time:		

Emanate Health
Queen of the Valley Hospital
1115 S. Sunset Ave
West Covina, CA 91790

CT Scan Report (Signed)

Patient: Lyons, Kathleen A
DOB: 07/13/1961
Age/Sex: 61 / F
Loc: Q1ICU QI007-A
Ordering Physician: Sharon Stannislaus

MR #: MR01483046
Acct: QH0054940416
Service Date: 11/14/22
Report#: 1114-00128

Fax:

Procedure(s): CT head/brain wo con 70450
Accession # A0001336369Q

cc: ~

Exam: CT Head without contrast

Indication: Follow-up VP shunt and hydrocephalus.

Comparison: 11/10/2022.

Technique: Utilizing a multislice CT scanner, a CT of the head was performed without intravenous contrast. All CT scans at this facility use dose modulation, iterative reconstruction, and/or weight based dosing when appropriate to reduce radiation dose to as low as reasonably achievable.

CTDIvol (mGy): 58
DLP (mGy-cm): 0.011

Findings:

Right frontal approach ventriculostomy is stable. The caliber of the lateral ventricles with adjacent transependymal CSF flow is unchanged including moderate hydrocephalus and stable volume of dependent intraventricular blood products, likely postsurgical.

There is stable evidence of edema in the region of the third ventricle and adjacent parenchyma including the adjacent basal ganglia, thalami and pons with interval progression of the previous noted blood products and continued effacement of the pre-pontine and adjacent cisterns. Developing chronic lacunar infarcts are seen in the basal ganglia, caudate heads, and thalami. MRI correlation may be helpful.

The basilar cisterns are patent. Focal edema and evolving blood products are also seen in the left middle cerebral peduncle.

No midline shift is seen.

ORDER #: 1114-0001 CT/CT head/brain wo con

Impression:

1. Stable right frontal approach ventriculostomy and moderate hydrocephalus

Imaging 1114-00128

Page 1 of 2

Emanate Health
Queen of the Valley Hospital
1115 S. Sunset Ave
West Covina, CA 91790

CT Scan Report Continued

Patient: Lyons, Kathleen A
DOB: 07/13/1961
Age/Sex: 61 / F
Loc: Q11CU Q1007-A
Attending Dr: Anousheh Ashouri M.D.

MR#: MR01483046
Acct: QH0054940416
Service Date: 11/14/22
Report#: 1114-00128

Ordering Physician: Sharon Stannislaus
Date of Service: 11/14/22
Procedure(s): CT head/brain wo con 70450
Accession # A0001336369Q

cc: ~

with evidence of transependymal CSF flow.

2. Interval progression of the previously noted intraparenchymal blood products centered in the basal ganglia, pons and left middle cerebellar peduncle, and adjacent cisterns with adjacent edema.
3. Evolving basal ganglia, caudate head and pontine chronic infarcts since the prior study.

If you are a provider and would like to contact the interpreting physician or one of the staff members, please call (626) 244-8200. For patients who have questions in regard to this examination, please contact your referring doctor directly.

** <Electronically signed by Juan Esteva M.D. in OV> **

Reported By:	Juan C. Esteva, MD 11/14/22 1048	ADM D/T:
Service Date/time:	11/14/22 0800	DD/DT: 11/14/22 1045
Technologist:	Victoria Dominguez	TD/TT:
Radiologist:	ESTEJUA	
Co Signer/date/time:		

Emanate Health
Queen of the Valley Hospital
1115 S. Sunset Ave
West Covina, CA 91790

CT Scan Report (Signed)

Patient: Lyons, Kathleen A
DOB: 07/13/1961
Age/Sex: 61 / F
Loc: Q1ICU QI007-A
Ordering Physician: Sharon Stannislaus

MR #: MR01483046
Acct: QH0054940416
Service Date: 11/10/22
Report#: 1110-00066

Fax:

Procedure(s): CT head/brain wo con 70450
Accession # A0001332026Q

cc: ~

Exam: CT Head

Indication: Hydrocephalus

Comparison: 11/8/2022

Technique: Utilizing a multislice CT scanner, a CT of the head was performed without intravenous contrast. All CT scans at this facility use dose modulation, iterative reconstruction, and/or weight based dosing when appropriate to reduce radiation dose to as low as reasonably achievable.

CTDIvol (mGy): 58
DLP (mGy-cm): 1039

Findings:

Stable right frontal approach VP shunt catheter tip. There is stable to mildly increased ventricular dilatation measuring up to 15 mm, previously 11.3 mm. Grossly stable intraventricular hemorrhage is noted. No new hemorrhage is seen.

The brainstem and cerebellum are within normal limits.

The visualized paranasal sinuses are clear. The mastoid air cells are clear. The orbits are unremarkable.

The bony calvarium is unremarkable. The soft tissues of the scalp are unremarkable.

ORDER #: 1110-0004 CT/CT head/brain wo con

Impression:

Stable right frontal approach VP shunt catheter tip. There is stable to mildly increased ventricular dilatation measuring up to 15 mm, previously 11.3 mm. Grossly stable intraventricular hemorrhage is noted. No new hemorrhage is seen.

Imaging 1110-00066

Page 1 of 2

Emanate Health
Queen of the Valley Hospital
1115 S. Sunset Ave
West Covina, CA 91790

CT Scan Report Continued

Patient: Lyons, Kathleen A
DOB: 07/13/1961
Age/Sex: 61 / F
Loc: Q11CU Q1007-A
Attending Dr: Augen Batou D.O.

MR#: MR01483046
Acct: QH0054940416
Service Date: 11/10/22
Report#: 1110-00066

Ordering Physician: Sharon Stannislaus
Date of Service: 11/10/22
Procedure(s): CT head/brain wo con 70450
Accession # A0001332026Q

cc: ~

If you are a provider and would like to contact the interpreting physician or one of the staff members, please call (626) 244-8200. For patients who have questions in regard to this examination, please contact your referring doctor directly.

** <Electronically signed by Victor Shi M.D. in OV> **

Reported By:	Victor Shi, MD 11/10/22 0857	
Service Date/time:	11/10/22 0800	ADM D/T:
Technologist:	Thomas T Oda	DD/DT: 11/10/22 0849
Radiologist:	SHIVICT	TD/TT:
Co Signer/date/time:		

Emanate Health
Queen of the Valley Hospital
1115 S. Sunset Ave
West Covina, CA 91790

CT Scan Report (Signed)

Patient: Lyons, Kathleen A
DOB: 07/13/1961
Age/Sex: 61 / F
Loc: Q1ICU Q1007-A
Ordering Physician: Richard M Young

MR #: MR01483046
Acct: QH0054940416
Service Date: 11/08/22
Report#: 1108-00207

Fax:

Procedure(s): CT head/brain wo con 70450
Accession # A0001329039Q

cc: ~

Exam: CT Head

Indication: Follow-up intraventricular hemorrhage

Comparison: 10/31/22

Technique: Utilizing a multislice CT scanner, a CT of the head was performed without intravenous contrast. All CT scans at this facility use dose modulation, iterative reconstruction, and/or weight based dosing when appropriate to reduce radiation dose to as low as reasonably achievable.

CTDIvol (mGy): 57.5
DLP (mGy-cm): 1039.3

Findings:

BRAIN PARENCHYMA:

Stable right frontal approach ventriculostomy with the catheter tip approaching the right basal ganglia. Mild interval increase in the ventricular dilatation (frontal horn measuring 11.3 mm, previously 7.9 mm.). Interval decrease in the intraventricular hemorrhage and hemorrhage involving the pons/left cerebellar peduncle as well as the brainstem.

EXTRACRANIAL STRUCTURES: Right sphenoid sinus opacification is seen. The mastoid air cells are clear. The orbits are unremarkable.

ORDER #: 1108-0001 CT/CT head/brain wo con

Impression:

Stable position of the right frontal approach ventriculostomy. Mild interval increase in the ventricular dilatation

Improving hemorrhage layering in the ventricles and basilar cisterns.

Imaging 1108-00207

Page 1 of 2

Emanate Health
Queen of the Valley Hospital
1115 S. Sunset Ave
West Covina, CA 91790

CT Scan Report Continued

Patient: Lyons, Kathleen A
DOB: 07/13/1961
Age/Sex: 61 / F
Loc: Q11CU Q1007-A
Attending Dr: Augen Batou D.O.

MR#: MR01483046
Acct: QH0054940416
Service Date: 11/08/22
Report#: 1108-00207

Ordering Physician: Richard M Young
Date of Service: 11/08/22
Procedure(s): CT head/brain wo con 70450
Accession # A0001329039Q

cc: ~

Persistent but improving right parenchymal hematoma involving the left pons/cerebellar peduncle as well as the brainstem.

If you are a provider and would like to contact the interpreting physician or one of the staff members, please call (626) 244-8200. For patients who have questions in regard to this examination, please contact your referring doctor directly.

Reported By: Khwaja Ahmed, MD 11/08/22 1217
Service Date/time: 11/08/22 0800
Technologist: Thomas T Oda
Radiologist: AHMEKHW
Co Signer/date/time: ADM D/T: 11/08/22 1215
TD/TT:

** <Electronically signed by Khwaja Ahmed M.D. in OV> **

Emanate Health
Queen of the Valley Hospital
1115 S. Sunset Ave
West Covina, CA 91790

CT Scan Report (Signed)

Patient: Lyons, Kathleen A
DOB: 07/13/1961
Age/Sex: 61 / F
Loc: Q1ICU QI007-A
Ordering Physician: Siraj M Gibani

MR #: MR01483046
Acct: QH0054940416
Service Date: 10/31/22
Report#: 1031-00038

Fax:

Procedure(s): CT head/brain wo con 70450
Accession # A0001318877Q

cc: ~

Exam: CT Head without contrast

Indication: Acute headache. Followup intracranial hemorrhage.

Comparison: 10/27/2022

Technique: Utilizing a multislice CT scanner, a CT of the head was performed without intravenous contrast. All CT scans at this facility use dose modulation, iterative reconstruction, and/or weight based dosing when appropriate to reduce radiation dose to as low as reasonably achievable.

CTDIvol (mGy): 57
DLP (mGy-cm): 1039

Findings:

There is interval decrease in the amount of previously seen intraventricular hemorrhage, with decreased pneumocephalus compared to the prior exam. The ventricles are slightly decreased in size compatible with improving hydrocephalus. There is a right frontal approach ventricular catheter with the tip at the level of the inferior aspect of the right frontal lobe, as before. Persistent subarachnoid hemorrhage at the interpedicular cistern remains, with intraparenchymal hemorrhage at the level of the left cerebral peduncle involving the brainstem and left middle cerebellar peduncle, similar to the prior exam.

There is no significant midline shift.

Opacification of the sphenoid sinuses and right ethmoid air cells and right maxillary sinus is noted. The mastoid air cells are clear. The orbits are unremarkable.

ORDER #: 1031-0001 CT/CT head/brain wo con

Impression:

Right frontal approach ventriculostomy catheter remains. Persistent intraventricular hemorrhage, decreased compared to the prior exam. The

Imaging 1031-00038

Page 1 of 2

Emanate Health
Queen of the Valley Hospital
1115 S. Sunset Ave
West Covina, CA 91790

CT Scan Report Continued

Patient: Lyons, Kathleen A
DOB: 07/13/1961
Age/Sex: 61 / F
Loc: Q11CU Q1007-A
Attending Dr: Tsang Lau M.D.

MR#: MR01483046
Acct: QH0054940416
Service Date: 10/31/22
Report#: 1031-00038

Ordering Physician: Siraj M Gibani
Date of Service: 10/31/22
Procedure(s): CT head/brain wo con 70450
Accession # A0001318877Q

cc: ~

ventricles appear slightly decreased in size compared to the prior study compatible with improving hydrocephalus. There is near interval resolution of pneumocephalus.

Persistent interpeduncular cistern hemorrhage and intraparenchymal hematoma the level of the left cerebral peduncle and brainstem and middle cerebellar peduncle, similar to the prior exam.

There is no midline shift.

If you are a provider and would like to contact the interpreting physician or one of the staff members, please call (626) 244-8200. For patients who have questions in regard to this examination, please contact your referring doctor directly.

** <Electronically signed by Salar Hakham D.O. in OV> **

Reported By:	Salar Hakham, MD 10/31/22 0908	
Service Date/time:	10/31/22 0800	ADM D/T:
Technologist:	Thomas T Oda	DD/DT: 10/31/22 0907
Radiologist:	HAKHSAL	TD/TT:
Co Signer/date/time:		

Emanate Health
Queen of the Valley Hospital
1115 S. Sunset Ave
West Covina, CA 91790

CT Scan Report (Signed)

Patient: Lyons, Kathleen A
DOB: 07/13/1961
Age/Sex: 61 / F
Loc: Q1ICU Q1007-A
Ordering Physician: Donald Y. Ye

MR #: MR01483046
Acct: QH0054940416
Service Date: 10/27/22
Report#: 1027-00179

Fax:

Procedure(s): CT head/brain wo con 70450
Accession # A0001315810Q

cc: ~

Exam: CT Head

Indication: Post surgery

Comparison: December 26, 2022

Technique: Utilizing a multislice CT scanner, a CT of the head was performed without intravenous contrast. All CT scans at this facility use dose modulation, iterative reconstruction, and/or weight based dosing when appropriate to reduce radiation dose to as low as reasonably achievable.

CTDIvol (mGy): 52.30
DLP (mGy-cm): 939.70

Findings:

There is a right frontal ventricular catheter with the tip at the level of the inferior aspect of the right frontal lobe.

There is persistent intraventricular hemorrhage and pneumocephalus. Ventricles are similar in size to the prior study.

Pneumocephalus has improved.

There is persistent subarachnoid hemorrhage at the interpeduncular cistern.

There is persistent intraparenchymal hemorrhage at the level of the left cerebral peduncle with involvement of the brainstem and left middle cerebellar peduncle. Hemorrhage at the level of the midbrain and left cerebral peduncle has slightly increased compared to the prior study.

ORDER #: 1027-0003 CT/CT head/brain wo con

Impression:

1. Ventricles: Persistent intraventricular hemorrhage, similar in appearance

Imaging 1027-00179

Page 1 of 2

Emanate Health
Queen of the Valley Hospital
1115 S. Sunset Ave
West Covina, CA 91790

CT Scan Report Continued

Patient: Lyons, Kathleen A
DOB: 07/13/1961
Age/Sex: 61 / F
Loc: Q11CU Q1007-A
Attending Dr: Augen Batou D.O.

MR#: MR01483046
Acct: QH0054940416
Service Date: 10/27/22
Report#: 1027-00179

Ordering Physician: Donald Y. Ye
Date of Service: 10/27/22
Procedure(s): CT head/brain wo con 70450
Accession # A0001315810Q

cc: ~

to the prior study. Ventricles remain similar in size to the prior study.
2. Pneumocephalus: Mild interval improvement in prior pneumocephalus.
3. Subarachnoid hemorrhage: Persistent interpeduncular cistern hemorrhage.
4. Parenchymal hematoma: Persistent hematoma at the level of the left cerebral peduncle and brainstem and middle cerebellar peduncle, slightly progressed compared to the prior study.

If you are a provider and would like to contact the interpreting physician or one of the staff members, please call (626) 244-8200. For patients who have questions in regard to this examination, please contact your referring doctor directly.

** <Electronically signed by Alexis Wong M.D. in OV> **

Reported By:	Alexis D Wong, MD 10/27/22 1122	ADM D/T:
Service Date/time:	10/27/22 0600	DD/DT: 10/27/22 1122
Technologist:	Richard D. Leal	TD/TT:
Radiologist:	WONGALE	
Co Signer/date/time:		

Emanate Health
Queen of the Valley Hospital
1115 S. Sunset Ave
West Covina, CA 91790

CT Scan Report (Signed)

Patient: Lyons, Kathleen A
DOB: 07/13/1961
Age/Sex: 61 / F
Loc: Q1ICU Q1007-A
Ordering Physician: Donald Y. Ye

MR #: MR01483046
Acct: QH0054940416
Service Date: 10/26/22
Report#: 1026-00628

Fax:

Procedure(s): CT head/brain wo con 70450
Accession # A0001315785Q

cc: ~

Exam: CT Head without contrast

Indication: Acute headache, postop

Comparison: Brain MRI dated 10/17/2022

Technique: Utilizing a multislice CT scanner, a CT of the head was performed without intravenous contrast. All CT scans at this facility use dose modulation, iterative reconstruction, and/or weight based dosing when appropriate to reduce radiation dose to as low as reasonably achievable.

CTDIvol (mGy): 52
DLP (mGy-cm): 940

Findings:

Right frontal approach ventriculostomy catheter tip terminates in the region of the right caudate head. There is pneumocephalus along the right cerebral convexity. There is air and trace blood products tracking along the ventriculostomy catheter tract. Air is present in the frontal horns of the bilateral lateral ventricles. There is mild enlargement of the lateral ventricles and third ventricle, similar to the prior examination, with moderate high density blood products and low-density CSF fluid within the bilateral lateral ventricles, third ventricle and fourth ventricle. Trace hyperdense blood products are noted in the pre-pontine cistern region. There is no significant midline shift.

The left basal ganglia and thalami are unremarkable. The brainstem and cerebellum are within normal limits.

The visualized paranasal sinuses are clear. The mastoid air cells are clear. The orbits are unremarkable.

ORDER #: 1026-0167 CT/CT head/brain wo con

Impression:

Right frontal approach ventriculostomy catheter courses through the frontal

Imaging 1026-00628

Page 1 of 2

Emanate Health
Queen of the Valley Hospital
1115 S. Sunset Ave
West Covina, CA 91790

CT Scan Report Continued

Patient: Lyons, Kathleen A
DOB: 07/13/1961
Age/Sex: 61 / F
Loc: Q11CU Q1007-A
Attending Dr: Augen Batou D.O.

MR#: MR01483046
Acct: QH0054940416
Service Date: 10/26/22
Report#: 1026-00628

Ordering Physician: Donald Y. Ye
Date of Service: 10/26/22
Procedure(s): CT head/brain wo con 70450
Accession # A0001315785Q

cc: ~

horn of the right lateral ventricle with the tip terminating in the region of the right caudate head inferiorly. There is pneumocephalus along the right cerebral convexity. There is air and trace blood products tracking along the ventriculostomy catheter tract. Air is present in the frontal horns of the bilateral lateral ventricles.

Mild enlargement of the lateral ventricles and third ventricle, similar to the prior examination, with moderate intraventricular blood products and low-density CSF fluid within the bilateral lateral ventricles, third ventricle and fourth ventricle. Trace hyperdense blood products are noted in the pre-pontine cistern region.

No significant significant midline shift.

If you are a provider and would like to contact the interpreting physician or one of the staff members, please call (626) 244-8200. For patients who have questions in regard to this examination, please contact your referring doctor directly.

** <Electronically signed by Salar Hakham D.O. in OV> **

Reported By:	Salar Hakham, MD 10/26/22 2038	ADM D/T:
Service Date/time:	10/26/22 1951	DD/DT: 10/26/22 2036
Technologist:	Martin R Ceballos	TD/TT:
Radiologist:	HAKHSAL	
Co Signer/date/time:		

Emanate Health
Queen of the Valley Hospital
1115 S. Sunset Ave
West Covina, CA 91790

Nuclear Medicine Report (Signed)

Patient: Lyons, Kathleen A
DOB: 07/13/1961
Age/Sex: 61 / F
Loc: Q1ICU QI007-A
Ordering Physician: Ramin Amirnovin

MR #: MR01483046
Acct: QH0054940416
Service Date: 11/27/22
Report#: 1128-00008

Fax:

Procedure(s): NM brain 4V w flow 78606
Accession # A0001352271Q

cc: ~

Exam: Nuclear Cerebral Blood Flow Scan

Indication: Evaluate for brain death.

Comparison: Head CT dated 11/23/2022

Technique: 15.7 mCi of Tc-99m DTPA is administered intravenously. Dynamic flow images of the neck and head are obtained at 3 second intervals for up to 2 minutes. Static images are obtained of the head in the anterior and lateral projections.

Findings:

Dynamic flow imaging demonstrates no evidence of intracranial blood flow. Hot nose sign is present. Delayed imaging demonstrates no evidence of intracranial activity. Cerebral and cerebellar perfusion are absent.

ORDER #: 1127-0003 NM/NM brain 4V w flow

Impression:

Findings are consistent with brain death.

If you are a provider and would like to contact the interpreting physician or one of the staff members, please call (626) 244-8200. For patients who have questions in regard to this examination, please contact your referring doctor directly.

** <Electronically signed by Salar Hakham D.O. in OV> **

Reported By: Salar Hakham, MD 11/28/22 0733

Service Date/time: 11/27/22 1859

Technologist: Marcus W Braman

Radiologist: HAKHSAL

Co Signer/date/time:

ADM D/T:

DD/DT: 11/28/22 0730

TD/TT:

Imaging 1128-00008

Page 1 of 1

Emanate Health
Queen of the Valley Hospital
1115 S. Sunset Ave
West Covina, CA 91790

Ultrasound Report (Signed)

Patient: Lyons, Kathleen A
DOB: 07/13/1961
Age/Sex: 61 / F
Loc: Q1ICU QI007-A
Ordering Physician: Tsang Lau

MR #: MR01483046
Acct: QH0054940416
Service Date: 11/21/22
Report#: 1121-00510

Fax:

Procedure(s): US abdomen complete 76700
Accession # A0001345355Q

cc: ~

Exam: Ultrasound Abdomen

Indication: Elevated LFTs

Comparison: None available.

Technique: Multiple sonographic images of the abdomen are provided by the technologist.

Findings:

LIVER

Size: 15.4 cm.
Echogenicity: Normal.
Portal Vein: Hepatopetal.
Lesions: None.

GALLBLADDER: Normal.

Gallbladder Wall: 3 mm.
Sonographic Murphy sign: Negative.
CBD: 4.1 mm.

PANCREAS: The tail of the pancreas is not visualized secondary to overlying bowel gas.

RIGHT KIDNEY:

Size: 9.8 cm.
Echogenicity: Normal.
Hydronephrosis: Normal.
Lesions: None.

LEFT KIDNEY:

Size: 10.7 cm.
Echogenicity: Normal.
Hydronephrosis: Normal.
Lesions: None.

Imaging 1121-00510

Page 1 of 2

Emanate Health
Queen of the Valley Hospital
1115 S. Sunset Ave
West Covina, CA 91790

Ultrasound Report Continued

Patient: Lyons, Kathleen A
DOB: 07/13/1961
Age/Sex: 61 / F
Loc: Q11CU Q1007-A
Attending Dr: Tsang Lau M.D.

MR#: MR01483046
Acct: QH0054940416
Service Date: 11/21/22
Report#: 1121-00510

Ordering Physician: Tsang Lau
Date of Service: 11/21/22
Procedure(s): US abdomen complete 76700
Accession # A0001345355Q

cc: ~

SPLEEN: Normal.
Size: 11.5 cm.

ABDOMINAL AORTA: Visualized.
IVC: Visualized.

ORDER #: 1121-0057 US/US abdomen complete
Impression:
Unremarkable abdominal ultrasound.

If you are a provider and would like to contact the interpreting physician or one of the staff members, please call (626) 244-8200. For patients who have questions in regard to this examination, please contact your referring doctor directly.

** <Electronically signed by Khwaja Ahmed M.D. in OV> **

Reported By:	Khwaja Ahmed, MD 11/21/22 1753	
Service Date/time:	11/21/22 0847	ADM D/T:
Technologist:	Letisia Saez	DD/DT: 11/21/22 1750
Radiologist:	AHMEKHW	TD/TT:
Co Signer/date/time:		

Emanate Health
Queen of the Valley Hospital
1115 S. Sunset Ave
West Covina, CA 91790

Ultrasound Report (Signed)

Patient: Lyons, Kathleen A
DOB: 07/13/1961
Age/Sex: 61 / F
Loc: Q1ICU Q1007-A
Ordering Physician: Sana Kamdar, MD

MR #: MR01483046
Acct: QH0054940416
Service Date: 11/06/22
Report#: 1106-00478

Fax:

Procedure(s): US renal BI 76770
Accession # A0001327652Q

cc: ~

Exam: Ultrasound Renal

Indication: Renal failure

Comparison: None available.

Technique: Multiple sonographic images of the kidneys are provided by the technologist.

Findings:
Evaluation secondary to patient body habitus.

The right kidney measures 10.2 cm and is increased in echogenicity. There is no evidence of hydronephrosis. There are no definite solid or cystic lesions. No echogenic renal calculi identified.

The left kidney measures 10.7 cm and is increased in echogenicity. There is no evidence of hydronephrosis. There are no definite solid or cystic lesions. There is a 8 mm cortical echogenicity in the left kidney.

There is a Foley catheter decompresses the bladder.

ORDER #: 1106-0047 US/US renal BI

Impression:

1. Echogenic kidneys which can be seen in the setting of medical renal disease. No hydronephrosis.
2. There is a 8 mm cortical echogenicity in the left kidney which could represent a nonspecific cortical calcification versus a nonobstructing calculus.

If you are a provider and would like to contact the interpreting physician or one of the staff members, please call (626) 244-8200. For patients who have questions in regard to this examination, please contact your referring doctor directly.

Imaging 1106-00478
Page 1 of 2

Emanate Health
Queen of the Valley Hospital
1115 S. Sunset Ave
West Covina, CA 91790

Ultrasound Report Continued

Patient: Lyons, Kathleen A
DOB: 07/13/1961
Age/Sex: 61 / F
Loc: Q11CU Q1007-A
Attending Dr: Sana Kamdar M.D.

MR#: MR01483046
Acct: QH0054940416
Service Date: 11/06/22
Report#: 1106-00478

Ordering Physician: Sana Kamdar, MD
Date of Service: 11/06/22
Procedure(s): US renal BI 76770
Accession # A0001327652Q

cc: ~

** <Electronically signed by Amish Patel M.D. in OV> **

Reported By: Amish Patel, MD 11/06/22 2244
Service Date/time: 11/06/22 1038
Technologist: Bonnie Cheng
Radiologist: PATEAMI
Co Signer/date/time:

ADM D/T:
DD/DT: 11/06/22 2242
TD/TT:



Patient Lyons, Kathleen A
 Med Rec Num MR01483046
 Acct Num QH0054940416
 Surgery Date/Time 11/23/22 07:30

Birthdate 07/13/1961
 Age/Birth Sex 61/F
 Operating Room QVH OR 7
 Case Num 106377

Proposed Procedures

Procedure	Side	Surgeon
p Insertion VP Shunt Adult: Right Frontal VP Shunt	Right	Ye, Donald

Actual Procedures

Procedure	Side	Wound Class	Severity	Surgeon
p Insertion VP Shunt Adult: Right Frontal VP Shunt	Right	Clean	Level 7 Major	Ye, Donald

Care Plan/Assessments

Type	Description	Last Edit Date/Time	Last Edit User	Esign User
Prob	Risk for Altered Tissue Perfusion	11/23/22 08:21	Rivera, Heidi	
Out	- Peripheral Tissue Perfusion at Baseline	11/23/22 08:21	Rivera, Heidi	
Prob	Risk for Anxiety	11/23/22 08:21	Rivera, Heidi	
Out	- Alleviation of anxiety	11/23/22 08:21	Rivera, Heidi	
Prob	Risk for Electrical Injury	11/23/22 08:21	Rivera, Heidi	
Out	- Free of injury from electrical equip.	11/23/22 08:21	Rivera, Heidi	
Prob	Risk for Fire (Score 0-1)	11/23/22 08:21	Rivera, Heidi	
Out	- Free From Injury r/t Risk for Fire	11/23/22 08:21	Rivera, Heidi	
Prob	Risk for Hypothermia	11/23/22 08:21	Rivera, Heidi	
Out	- Maintain baseline body temperature	11/23/22 08:21	Rivera, Heidi	
Prob	Risk for Infection Intra-op	11/23/22 08:21	Rivera, Heidi	
Out	- Absence of surgical site infection	11/23/22 08:21	Rivera, Heidi	
Prob	Risk for Injury: R/T Unintentional RFO	11/23/22 08:21	Rivera, Heidi	
Out	- Patient free from unintended RFB	11/23/22 08:21	Rivera, Heidi	
Out	- Counts reconciled according to policy	11/23/22 08:21	Rivera, Heidi	
Prob	Risk for Positioning Injury	11/23/22 08:21	Rivera, Heidi	
Out	- Skin integrity intact	11/23/22 08:21	Rivera, Heidi	
Out	- Mobility level restored to baseline	11/23/22 08:21	Rivera, Heidi	
Out	- Peripheral Tissue Perfusion at Baseline	11/23/22 08:21	Rivera, Heidi	
Int	- Pre-operative Checklist	11/23/22 08:19	Rivera, Heidi	

Assessments for Pre-operative Checklist

	11/23/22 08:19 HR
Tracheostomy	
- Patient Identification	Chart Verbal Arm Band Id Sticker
- NPO Since Date	11/22/22
- NPO Time	00:00
- Planned Operative Procedure(s) in Patients Own Words	vp shunt
- Consent for Planned Operative Procedure(s) Verified	Physician Order Patient Family History & Physical Consultation Note Diagnostic Tests



Patient	Lyons, Kathleen A	Birthdate	07/13/1961
Med Rec Num	MR01483046	Age/Birth Sex	61/F
Acct Num	QH0054940416	Operating Room	QVH OR 7
Surgery Date/Time	11/23/22 07:30	Case Num	106377

- Document Verification	Yes: Surgical/ Procedural Consent Documentation of Informed Consent Anesthesia/ Sedation Consent History and Physical Interval H & P Update N/A: Signed Blood Consent Hysterectomy/ Sterilization Consent
- Results Verified	Chest X-Ray Electrocardiogram Electrolytes Bleeding/Clotting CBC
- Patient Checklist	Allergies Verified
- Site marked	Yes
- Consent order obtained from physician?	Yes
- Metal Implants	No
- Last Voided Date	11/22/22

	<u>Times</u>
Anesthesia Start Time	11/23/22 07:35
In Room Time	11/23/22 07:35
Procedure Start (Incision/Scope Insertion)	11/23/22 08:05
Procedure End	11/23/22 09:27
Out of Room	11/23/22 09:30
Anesthesia End	11/23/22 09:39

Pre-Admission

Intraoperative

Intraoperative General

Pre-Induction Checklist w Anesthesia

Checklist Completed Date 11/23/22
 Checklist Completed Time 07:35
 RN Completing Checklist Abesamis, Robert Jr
 Confirmed patient identity, procedure, site, and consent Yes
 Patient has known allergies No
 Pulse ox on patient and functioning Yes
 Site Marked Yes
 Patient has difficult airway or aspiration risk No
 Risk of >500ml blood loss No
 Anesthesia machine and medication check complete Yes

Fire Risk Assessment

Fluid on Sterile Field for Fire Safety? (Score of 3 only) Yes



Patient Lyons, Kathleen A
Med Rec Num MR01483046
Acct Num QH0054940416
Surgery Date/Time 11/23/22 07:30

Birthdate 07/13/1961
Age/Birth Sex 61/F
Operating Room QVH OR 7
Case Num 106377

Alcohol-based prep solution allowed sufficient time to dry? Yes
Surgical site above the xyphoid process Yes
Open oxygen source (mask/cannula/CPAP) No
Available ignition source (Laser/motor/light source/cautery) Yes
Fire Risk Score (Select appropriate care plan based on score) 2

Time-Out Checklist

Time-Out Checklist: *** Primary Procedure Timeout ***
Time Out Called 08:04
All team members confirmed/new staff introduced? N/A
Patient name, procedure and site confirmed Yes
Site marked and visible Yes
Fire Risk Assessment Discussed Yes
Essential imaging displayed N/A
Any equipment issues or other concerns N/A
Tray sterility confirmed (wraps, filters and indicators) Yes
Surgeon Concerns (non routine steps, proc length, bld loss): No
Antibiotics given within last 60 minutes Yes
Anesthesia concerns: No

Case Times - Start

In Room Time 11/23/22 07:35
Anesthesia Start Time 11/23/22 07:35
Procedure Start (Incision/Scope Insertion) 11/23/22 08:05

Case Data

Operation Date/Time 11/23/22 07:30
Operating Room QVH OR 7
Anesthesia Type General
ASA Classification ASA4
Case Type Planned

Care Plan

Surgical Care Plan
Risk for Infection
Risk for Injury Retained Foreign Object
Risk for Positioning Injury
Risk for Hypothermia
Risk for Electrical Injury
Risk for Altered Tissue Perfusion
Risk for Anxiety
Risk for Fire (Score 0-1)

Actual Procedures

Actual Procedures: *** Insertion VP Shunt Adult: Right Frontal VP Shunt ***
Scheduled Procedure Insertion VP Shunt Adult: Right Frontal VP Shunt
Actual Procedure Insertion VP Shunt Adult: Right Frontal VP Shunt
Side Right
Primary/Secondary Primary
Wound Class Clean
Surgeon/Anesthesiologist Ye, Donald
Severity Level 7 Major
Pre-Op Diagnosis:
Hydrocephalus
Post-Op Diagnosis:
Hydrocephalus

Staff

Staff



Patient	Lyons, Kathleen A	Birthdate	07/13/1961
Med Rec Num	MR01483046	Age/Birth Sex	61/F
Acct Num	QH0054940416	Operating Room	QVH OR 7
Surgery Date/Time	11/23/22 07:30	Case Num	106377

Anesthesiologist:
Gunawardana, Rajah, MD

Staff
Scrub:
Pereira, Sandra

Staff
Circulator:
Abesamis, Robert Jr

Position and Devices

Position and Devices: *** Position 1 ***

Position Supine
Positioning Devices
Foam Supports
Mayfield Horseshoe
Pillow
Safety Strap

Surgical Site Preparation

Surgical Site Preparation: *** head neck ***

Solution/Agent
Betadine Paint
Betadine Scrub
Prepped By Abesamis, Robert Jr
Surgical Hair Removal Clip
Was hair removed in the surgical suite? Yes

Surgical Site Preparation: *** abdomen ***

Solution/Agent ChloroPrep
Prepped By Abesamis, Robert Jr
Surgical Hair Removal None
Was hair removed in the surgical suite? No

Counts

Counts: *** Primary Procedure Initial Count ***

Initial Count:
Instrument Not Applicable
Sponge Correct
Sharps Correct
Performed By (Scrub) Pereira, Sandra
Confirmed By (Circulator) Abesamis, Robert Jr

Equipment

Equipment
Neptune
Mayfield
Craniotomy Tray
Irrigating Bipolar Unit
Medtronic IPC Machine
ESU
Sequential Compression Device
SCD Machines
.
Laterality Bilateral

Irrigants

Irrigants: *** Irrigant 1 ***
Irrigant Normal Saline



Patient	Lyons, Kathleen A	Birthdate	07/13/1961
Med Rec Num	MR01483046	Age/Birth Sex	61/F
Acct Num	QH0054940416	Operating Room	QVH OR 7
Surgery Date/Time	11/23/22 07:30	Case Num	106377

Volume 1000ml
of Bags/Bottles Opened? 1 Comment ancef with irrigation
Additives (non-chargeable) Medication (See MAR)

Supplies and Implants

Items:

Item	Qty Used	Qty Wasted
Craniotomy Instrument Tray [IN10462]	1	
Midas Rex Legend Drill Set [INI10265]	1	
Minor Instrument Tray [IN10397]	1	
Forceps DeBakey 7 3/4" Forceps [INQ12172]	2	
Retr Weitlaner 3x4Blunt 6 1/2" [INQ11762]	1	
LDR Bipolar Forceps (NEW) [IN11589]	1	
PACK MAJOR DYNJ43294D [226561]	1	
DRAPE SHEET U SPLIT DYNJP8304A [226645]	2	
DRAPE STERI IOBAN 6650EZ [021740]	2	
TUBING MALIS 1000 6790100003 [192530]	1	
WAX BONE W31 [050920]	1	
CAUTERY PENCIL 10FT CBL E2350H [019631]	1	
BLADE INSUL CAUTERY 2.75 E1455 [212034]	1	
BLADE SURG #11 CHROME 73-0411 [014380]	1	
BLADE SURG #15 CHROME 73-0415 [014440]	1	
SPONGE LAP 18X18 L1818-04PO1C1 [230193]	1	
SYRINGE 12CC 1181200555K [010248]	1	
SYR 20CC LL 1182000777 [000092]	1	
NEEDLE HYPO 22X1 1/2 [025420]	1	
ADHESIVE DERMABOND 0.7 DNX12 [222386]	2	



Surgical Chart

Page: 6

Date: 12/01/22 09:25

User: Guadarrama, Ana

Patient	Lyons, Kathleen A	Birthdate	07/13/1961
Med Rec Num	MR01483046	Age/Birth Sex	61/F
Acct Num	QH0054940416	Operating Room	QVH OR 7
Surgery Date/Time	11/23/22 07:30	Case Num	106377

Item	Qty Used	Qty Wasted
STAPLER SKIN ULC 35 WD PXW35 [001104]	1	
SOL IRRG NS 1000ML BT R5200-01 [225597]	1	
PAD GROUNDING ADLT 9100 9165 [029350]	1	
GLOVE SURG DERM 7.0 PF LF 8514 [011104]	1	
GLOVE SURG 7.0 PF LTX 5787003 [024910]	1	
SUTURE SILK 0 SA86G [100003]	1	
SUT VICRYL 4-0 PS-2 [210053]	1	
SUTURE VICRYL 2-0 CT-2 J333H [138909]	1	
CHLORAPREP ORANGE 26ML 930815 [247813]	1	
MANIFOLD NEPTUNE2 0702020000 [218934]	2	
HEAD REST SUPINE 8815 [054700]	1	
CIRCUIT ANES ADL DYNJAA10449A [018460]	1	
SENSOR DISP ADULT LNCS RM-1859 [R94035]	1	
TOWEL OR DISP STRL MDT2168204 [242522]	1	
COTTONOID 1/4 X 1/4 80-1399 [010704]	1	
TRAY SKIN SCRUB WET DYND70660 [243518]	1	
CATHETER ARES 95001 [222670]	1	
STAPLER SKIN APPOSE 8886803712 [239913]	1	
CATHETER PASSER 60CM 48409 [202210]	1	
SURGICEL FIBRILLAR 1961 [022114]	1	
SUTURE 2-0 VICRYL CT2 VCP726D [222126]	2	
SUTURE 3-0 PS-2 VICRYL VCP427H [210121]	1	
SPONGE NEURO 0.5X0.5" STRL [250074]	1	



Patient Lyons, Kathleen A
Med Rec Num MR01483046
Acct Num QH0054940416
Surgery Date/Time 11/23/22 07:30

Birthdate 07/13/1961
Age/Birth Sex 61/F
Operating Room QVH OR 7
Case Num 106377

Item	Qty Used	Qty Wasted
TOOL MR8 10CM ACORN BURR [247748]	1	
Item	Qty Used	Qty Wasted
DRAPE IOBAN II 6651EZ [003648]	1	
Item	Qty Used	Qty Wasted
SPONGE ABOS SUGIFOAM 100 1974 [242726]	1	
Item	Qty Used	Qty Wasted
SPONGE GAUZE 4X4 NON21426 [242437]	1	
Item	Qty Used	Qty Wasted
SUTURE 4-0 MONOCRYL MCP415H [210567]	1	
Item	Qty Used	Qty Wasted
PAD NON-ADHERENT 3X4 NON25710 [250127]	1	
Item	Qty Used	Qty Wasted
DRSG TEGADERM 4 X 4 1626W [000527]	1	

Implants:

Implant	Qty Used	Qty Wasted	Surgeon
VALVE STRATA NSC REG 42365 [210638]	1		Ye, Donald
Manufacturer			MEDTRONIC
Lot Number			0224349544
Catalog Number			42365
Size			16mmx32mm
Expiration Date			04/17/27

Specimen and Cultures

Surgeon: Ye, Donald
Pre-op diagnosis hydrocephalus
Procedure: Insertion VP Shunt Adult: Right Frontal VP Shunt
Procedure Location Surgery

Surgeon Sign Out

Procedure performed verified by surgeon Yes
Surgical counts reported to surgeon Yes
Specimens labeled/verified by surgeon Yes
Equipment issues to be addressed No
Wound class verified by surgeon Yes
Concerns for recovery or management of patient No

Case Times - End

Times Procedure End 11/23/22 09:27
Times Out of Room 11/23/22 09:30
Times Anesthesia End 11/23/22 09:39
Surgery Outcome Completed

Transfer Data

Transported by RN Abesamis, Robert Jr
Transport Anesthesiologist Gunawardana, Rajah
Destination From Room PACU Phase I
Mode of Transport Hospital Bed
Oxygen in Use Yes
Oxygen Delivery Method Tracheostomy
Ambu Bag No
Level of Consciousness Sedated
Report Given To Benson, Jessica A
Record Completion Date/Time 11/23/22 09:41



Patient Lyons, Kathleen A Birthdate 07/13/1961
Med Rec Num MR01483046 Age/Birth Sex 61/F
Acct Num QH0054940416 Operating Room QVH OR 7
Surgery Date/Time 11/23/22 07:30 Case Num 106377

Record Completed By Abesamis, Robert Jr

Medications

Date/Time	Medication	Not Given Reason	Dose	Administered By
11/23/22 08:23	Lidocaine HCl [Lidocaine 1% 20 Ml Mdv]		20 ml	Abesamis, Robert Jr
11/23/22 08:24	Cefazolin Sodium 1 gm/ Sodium Chloride		1 mls/hr	Ye, Donald
11/23/22 08:44	Thrombin [Thrombin (Bovine) 5,000 Unit Vial]		5,000 unit	Ye, Donald
11/23/22 09:12	Bacitracin [Bacitracin Topical Oint 15 Gm Tube]		1 applic	Abesamis, Robert Jr



Patient	Lyons, Kathleen A	Birthdate	07/13/1961
Med Rec Num	MR01483046	Age/Birth Sex	61/F
Acct Num	QH0054940416	Operating Room	QVH GI 2
Surgery Date/Time	11/10/22 13:20	Case Num	105513

Proposed Procedures

Procedure	Side	Surgeon
p EGD Directed Placement/Replace of PEG	Not Applicable	Sharma, Ankush, MD

Actual Procedures

Procedure	Side	Wound Class	Severity	Surgeon
p EGD Directed Placement/Replace of PEG	Not Applicable	Not Applicable	GI Minor	Sharma, Ankush, MD
Procedure Start	11/10/22 14:13			
Procedure End	11/10/22 14:22			

Times

Into Room Time	11/10/22 14:05
Time Out Called (Minimum: Correct Patient, Procedure & Site)	11/10/22 14:09
Sedation/Anesthesia Start Time	11/10/22 14:10
Scope In/Procedure Start Time	11/10/22 14:13
GI Cut Time (PEG placement)	11/10/22 14:16
Scope Out/Procedure End Time	11/10/22 14:22
Out of Room Time	11/10/22 14:28

Pre-Admission

Intraoperative

Intraprocedure Endo Record

Case Data

Procedure Date/Time 11/10/22 13:20
 Procedure Room QVH GI 2
 Anesthesia Type Moderate Sedation
 Case Type Planned

Oxygen Delivery

O2 Delivery Mechanical Ventilation Comment 28%
 Oxygen Flow Rate 28
 FI02 100

Case Times

Into Room Time 11/10/22 14:05
 Time Out Called (Minimum: Correct Patient, Procedure & Site) 11/10/22 14:09
 Sedation/Anesthesia Start Time 11/10/22 14:10
 Scope In/Procedure Start Time 11/10/22 14:13
 GI Cut Time (PEG placement) 11/10/22 14:16
 Scope Out/Procedure End Time 11/10/22 14:22
 Out of Room Time 11/10/22 14:28
 Procedure Outcome Completed

Actual Procedures

Actual Procedures: *** EGD Directed Placement/Replace of PEG ***
 Description EGD Directed Placement/Replace of PEG



Patient	Lyons, Kathleen A	Birthdate	07/13/1961
Med Rec Num	MR01483046	Age/Birth Sex	61/F
Acct Num	QH0054940416	Operating Room	QVH GI 2
Surgery Date/Time	11/10/22 13:20	Case Num	105513

Primary/Secondary Primary
Side Not Applicable
Wound Class Not Applicable
Procedural Physician Sharma, Ankush, MD
Severity GI Minor
Scope In/Procedure Start Time 11/10/22 14:13
Scope Out/Procedure End Time 11/10/22 14:22

Staff

Staff

Endo Tech:
 Aradani, Raff Nazar I

Staff

Monitor/Sedation Nurse:
 Laher, Mary Jane

Position and Devices

Position Left Lateral Decubitus

Equipment

Equipment

Gastroscope

Items and Implants

Items:

Item	Qty Used	Qty Wasted
MASK OXYGEN AEROSOL ADULT 1083 [026980]	1	
KIT FIRST STEP BEDSIDE EP-4 [220677]	1	
GOWN PROCEDURE UNIV 69025 [222347]	1	
SET PRIMARY CLEARLINK 2C8541 [225610]	1	
SET MICROBORE Y-TYPE 1L 7N8371 [225631]	1	
CAP SET HYBRD TUBING 20325-201 [232511]	1	
ELECTRODE MONITORING 2570-3 [235815]	1	
CANNULA CO2/O2 NASL B180030CNC [236119]	1	
PLUG CHANNEL ENDOSCOPE MH-944 [237472]	1	
AERORINSE ERBEFLO 20325-231 [237481]	1	
CONNECTOR WATER PORT 100241 [240252]	1	

Implants:

Implant	Qty Used	Qty Wasted	Surgeon



Patient	Lyons, Kathleen A	Birthdate	07/13/1961
Med Rec Num	MR01483046	Age/Birth Sex	61/F
Acct Num	QH0054940416	Operating Room	QVH GI 2
Surgery Date/Time	11/10/22 13:20	Case Num	105513

KIT SAFETY PEG 20FR [250858] 1 Sharma, Ankush, MD

Device Identifier 08714729880387
Brand Name EndoVive Safety PEG Kit
Manufacturer BOSTON SCIENTIFIC
Lot Number 29106055
Catalog Number M00509001
Size 20 french
Expiration Date 12/31/23

Specimen and Cultures

Surgical Specimen? No

Transfer Data

Report Given To Michael.
 Record Completion Date/Time 11/10/22 15:07
 Record Completed By Laher, Mary Jane

Medications

Date/Time	Medication	Not Given Reason	Dose	Administered By
11/10/22 14:10	Fentanyl [Fentanyl 100 Mcg/2 Ml Increment]		25 mcg	Laher, Mary Jane
11/10/22 14:10	Midazolam HCl [Midazolam 5 Mg/5 Ml Increment]		1 mg	Laher, Mary Jane
11/10/22 15:10	Sodium ChlorideSodium Chloride 0.9% 250 Ml		999 mls/hr	Laher, Mary Jane

Assessments for Sodium ChlorideSodium Chloride0.9% 250 Ml

	11/10/22 15:10 MJL
Container Volume	250
Waste Amount	0
Infusion Rate	999
Cumulative Dose	Not Applicable
Increase/Decrease	Started
Cumulative Elapsed Time (minutes)	0m



Patient Lyons, Kathleen A
 Med Rec Num MR01483046
 Acct Num QH0054940416
 Surgery Date/Time 11/09/22 10:00

Birthdate 07/13/1961
 Age/Birth Sex 61/F
 Operating Room QVH OR 4
 Case Num 105367

Proposed Procedures

Procedure	Side	Surgeon
p Tracheostomy	Not Applicable	Maglunog, Alexander A, MD

Actual Procedures

Procedure	Side	Wound Class	Severity	Surgeon
p Tracheostomy	Not Applicable	Clean Contaminated	Level 2 Major	Maglunog, Alexander A, MD

Care Plan/Assessments

Type	Description	Last Edit Date/Time	Last Edit User	Esign User
Prob	High Risk for Fire (Score of 3)	11/09/22 12:35	Casaje, Naomi Louise	
Out	- Free From Injury r/t Risk for Fire	11/21/22 23:29	Chow, Kristin	
Prob	Risk for Altered Tissue Perfusion	11/09/22 12:35	Casaje, Naomi Louise	
Out	- Peripheral Tissue Perfusion at Baseline	11/21/22 23:29	Chow, Kristin	
Prob	Risk for Anxiety	11/09/22 12:35	Casaje, Naomi Louise	
Out	- Alleviation of anxiety	11/21/22 23:29	Chow, Kristin	
Prob	Risk for Electrical Injury	11/09/22 12:35	Casaje, Naomi Louise	
Out	- Free of injury from electrical equip.	11/21/22 23:29	Chow, Kristin	
Prob	Risk for Hypothermia	11/09/22 12:35	Casaje, Naomi Louise	
Out	- Maintain baseline body temperature	11/21/22 23:29	Chow, Kristin	
Prob	Risk for Infection Intra-op	11/09/22 12:35	Casaje, Naomi Louise	
Out	- Absence of surgical site infection	11/21/22 23:29	Chow, Kristin	
Prob	Risk for Injury: R/T Unintentional RFO	11/09/22 12:35	Casaje, Naomi Louise	
Out	- Patient free from unintended RFB	11/21/22 23:29	Chow, Kristin	
Out	- Counts reconciled according to policy	11/21/22 23:29	Chow, Kristin	
Prob	Risk for Positioning Injury	11/09/22 12:35	Casaje, Naomi Louise	
Out	- Skin integrity intact	11/21/22 23:29	Chow, Kristin	
Out	- Mobility level restored to baseline	11/21/22 23:29	Chow, Kristin	
Out	- Peripheral Tissue Perfusion at Baseline	11/21/22 23:29	Chow, Kristin	

Times

Anesthesia Start Time 11/09/22 11:13
 In Room Time 11/09/22 11:13
 Procedure Start (Incision/Scope Insertion) 11/09/22 11:33
 Procedure End 11/09/22 12:15
 Out of Room 11/09/22 12:22
 Anesthesia End 11/09/22 12:24

Pre-Admission

Intraoperative

Intraoperative General

Pre-Induction Checklist w Anesthesia

Checklist Completed Date 11/09/22
 Checklist Completed Time 11:13
 RN Completing Checklist Casaje, Naomi Louise
 Confirmed patient identity, procedure, site, and consent Yes
 Patient has known allergies No



Patient Lyons, Kathleen A
Med Rec Num MR01483046
Acct Num QH0054940416
Surgery Date/Time 11/09/22 10:00

Birthdate 07/13/1961
Age/Birth Sex 61/F
Operating Room QVH OR 4
Case Num 105367

Pulse ox on patient and functioning Yes
Site Marked N/A
Patient has difficult airway or aspiration risk Yes, and equipment/assistance available
Risk of >500ml blood loss No
Anesthesia machine and medication check complete Yes

Fire Risk Assessment

Fluid on Sterile Field for Fire Safety? (Score of 3 only) Yes
Alcohol-based prep solution allowed sufficient time to dry? N/A
Surgical site above the xyphoid process Yes
Open oxygen source (mask/cannula/CPAP) Yes
Available ignition source (laser/motor/light source/cautery) Yes
Fire Risk Score (Select appropriate care plan based on score) 3

Time-Out Checklist

Time-Out Checklist: *** Primary Procedure Timeout ***
Time Out Called 11:33
All team members confirmed/new staff introduced? N/A
Patient name, procedure and site confirmed Yes
Site marked and visible Yes
Fire Risk Assessment Discussed Yes
Essential imaging displayed N/A
Any equipment issues or other concerns N/A
Tray sterility confirmed (wraps, filters and indicators) Yes
Surgeon Concerns (non routine steps, proc length, bld loss): No
Antibiotics given within last 60 minutes Yes
Anesthesia concerns: No

Case Times - Start

In Room Time 11/09/22 11:13
Anesthesia Start Time 11/09/22 11:13
Procedure Start (Incision/Scope Insertion) 11/09/22 11:33

Case Data

Operation Date/Time 11/09/22 10:00
Operating Room QVH OR 4
Anesthesia Type General
ASA Classification ASA4
Case Type Planned

Urinary Catheter Insertion

Urinary Catheter Present on Arrival Yes

Care Plan

Surgical Care Plan
Risk for Infection
Risk for Injury Retained Foreign Object
Risk for Positioning Injury
Risk for Hypothermia
Risk for Electrical Injury
Risk for Altered Tissue Perfusion
Risk for Anxiety
High Risk for Fire (Score of 3)

Actual Procedures

Actual Procedures: *** Tracheostomy ***
Scheduled Procedure Tracheostomy
Actual Procedure Tracheostomy
Side Not Applicable



Patient	Lyons, Kathleen A	Birthdate	07/13/1961
Med Rec Num	MR01483046	Age/Birth Sex	61/F
Acct Num	QH0054940416	Operating Room	QVH OR 4
Surgery Date/Time	11/09/22 10:00	Case Num	105367

Primary/Secondary Primary
Wound Class Clean Contaminated
Surgeon/Anesthesiologist Maglunog, Alexander A, MD
Severity Level 2 Major
Pre-Op Diagnosis:
 Hydrocephalus
Post-Op Diagnosis:
 Hydrocephalus

Staff

Staff
Anesthesiologist:
 Wu, Cho-Ying David, MD

Staff
Scrub:
 Pereira, Sandra **From** 11/09/22 11:14 **Thru** 11/09/22 11:39
 Ky, Ny **From** 11/09/22 11:38 **Thru**

Staff
Circulator:
 Casaje, Naomi Louise **From** 11/09/22 11:13 **Thru** 11/09/22 11:55
 Aquino, Maria Corazon **From** 11/09/22 11:55 **Thru**

Position and Devices

Position and Devices: *** Position 1 ***

Position
 Left Arm Tucked
 Right Arm Tucked
 Supine
Positioning Devices
 Armboards Bilateral
 Foam Supports
 Pillow
 Safety Strap
Safety Strap Location
 Chest
 Hips
 Thighs

Surgical Site Preparation

Surgical Site Preparation: *** Neck ***
Solution/Agent
 Betadine Paint
 Betadine Scrub
Prepped By Casaje, Naomi Louise
Surgical Hair Removal None
Was hair removed in the surgical suite? No

Counts

Counts: *** Primary Procedure Initial Count ***

Initial Count:
 Instrument Not Applicable
 Sponge Correct
 Sharps Correct
Performed By (Scrub) Pereira, Sandra
Confirmed By (Circulator) Casaje, Naomi Louise

Counts: *** Primary Procedure Final Count ***

Initial Count:
 Instrument Not Applicable



Patient Lyons, Kathleen A
 Med Rec Num MR01483046
 Acct Num QH0054940416
 Surgery Date/Time 11/09/22 10:00

Birthdate 07/13/1961
 Age/Birth Sex 61/F
 Operating Room QVH OR 4
 Case Num 105367

Sponge Correct
 Sharps Correct

Equipment

Equipment

ESU
 ESU Documentation
 Electrosurgical Unit: *** Loaner - See comment ***
 Energy Type Monopolar
 Grounding Pad Location Right Lateral Thigh
 Grounding Pad Placed By Casaje, Naomi Louise

Harmonic Enseal

Irrigants

Irrigants: *** Irrigant 1 ***
 Irrigant Sterile Water
 Volume 1000ml
 # of Bags/Bottles Opened? 1

Supplies and Implants

Items:

Item	Qty Used	Qty Wasted
Tracheostomy Tray [IN10443]	1	
Item Focus Blue Harmonic Scalpel [IN11709]	1	
Item SHEARS HARMONIC FOCUS HAR9F [211787]	1	
Item Baby Yankaur Suction [IN10005]	1	
Item Scissors Mayo TC Curved 6 3/4" [INQ11701]	1	
Item BLADE INSUL CAUTERY 2.75 E1455 [212034]	1	
Item BLADE SURG #11 CHROME 73-0411 [014380]	1	
Item PACK HEAD&NECK QVH DYNJ903913A [235180]	1	
Item CIRCUIT ANES ADL DYNJAA10449A [018460]	1	
Item SENSOR DISP ADULT LNCS 1859 [194035]	1	
Item MANIFOLD NEPTUNE2 0702020000 [218934]	2	
Item GLOVE SURG 6.5 PF LTX 5787002 [024880]	1	
Item SUT VICRYL 2-0 27 SH VCP417H [207238]	1	



Patient Lyons, Kathleen A
Med Rec Num MR01483046
Acct Num QH0054940416
Surgery Date/Time 11/09/22 10:00

Birthdate 07/13/1961
Age/Birth Sex 61/F
Operating Room QVH OR 4
Case Num 105367

Item	Qty Used	Qty Wasted
TOWEL OR DISP STRL MDT2168204 [242522]	1	
Item	Qty Used	Qty Wasted
SPONGE GAUZE DRAIN 4X4 [250031]	2	
Item	Qty Used	Qty Wasted
SUTURE 2-0 VICRYL VCP333H [210566]	1	
Item	Qty Used	Qty Wasted
TUBE TRACH TRACHEOSOFT CUFFED [220220]	1	
Item	Qty Used	Qty Wasted
SUTURE SILK 0 FSL 680H [100093]	2	

Implants:

Implant	Qty Used	Qty Wasted	Surgeon
HEMOSTAT 4X8 SURGICEL 1952 [035620]	1		Maglunog, Alexander A, MD
Device Identifier	20705031003023		
Brand Name	20705031003023		
Manufacturer	ETHICON		
Lot Number	3942237		
Catalog Number	1952		
Size	4inx8in		
Site	Neck		
Expiration Date	03/31/27		

Specimen and Cultures

Surgical Specimen? No

Dressing and Packing

Dressing and Packing: *** Neck ***
Dressing Type Drain Sponge Comment Tracheostomy Tie

Urinary Catheter Removed

Urinary Catheter Discontinued at End of Case? No

Surgeon Sign Out

Procedure performed verified by surgeon Yes
Surgical counts reported to surgeon Yes
Specimens labeled/verified by surgeon N/A
Equipment issues to be addressed No
Wound class verified by surgeon Yes
Concerns for recovery or management of patient No

Case Times - End

Times Procedure End 11/09/22 12:15
Times Out of Room 11/09/22 12:22
Times Anesthesia End 11/09/22 12:24
Surgery Outcome Completed

Transfer Data

Transported by RN Aquino, Maria Corazon Comment with Samantha Bratton-RT, Gilbert-Transport Orderly
Transport Anesthesiologist Wu, Cho-Ying David
Destination From Room Inpatient Unit Comment ICU 7
Mode of Transport Hospital Bed



Patient	Lyons, Kathleen A	Birthdate	07/13/1961
Med Rec Num	MR01483046	Age/Birth Sex	61/F
Acct Num	QH0054940416	Operating Room	QVH OR 4
Surgery Date/Time	11/09/22 10:00	Case Num	105367

Transport Equipment

IV Pump
Monitor
Oxygen **Comment** 100%
Portable Ventilator

Oxygen in Use Yes

Oxygen Delivery Method Tracheostomy

Ambu Bag Yes

Airway in place upon discharge Tracheostomy

Level of Consciousness Sedated

Report Given To Justin Paul De Vera RN - ICU 7.

Record Completion Date/Time 11/09/22 12:31

Record Completed By Aquino, Maria Corazon



Patient	Lyons, Kathleen A	Birthdate	07/13/1961
Med Rec Num	MR01483046	Age/Birth Sex	61/F
Acct Num	QH0054940416	Operating Room	QVH OR 7
Surgery Date/Time	10/26/22 15:20	Case Num	104150

Proposed Procedures

Procedure	Side	Surgeon
p Endoscopic Ventriculostomy: Endoscopic Intraventricular Resection of Colloid Cyst, Possible EVD Placement	Not Applicable	Ye, Donald

Actual Procedures

Procedure	Side	Wound Class	Severity	Surgeon
p Endoscopic Ventriculostomy: Endoscopic Intraventricular Resection of Colloid Cyst, Possible EVD Placement	Not Applicable	Clean	Level 7 Major	Ye, Donald

Care Plan/Assessments

Type	Description	Last Edit Date/Time	Last Edit User	Esign User
Prob	High Risk for Fire (Score of 3)	10/29/22 15:35	Hernandez, Lena	
Out	- Free From Injury r/t Risk for Fire	11/21/22 23:28	Chow, Kristin	
Prob	Risk for Altered Tissue Perfusion	11/27/22 18:08	Hernandez, Lena	
Out	- Peripheral Tissue Perfusion at Baseline	11/30/22 15:11	Malaca, Jessalie	
Prob	Risk for Anxiety	11/27/22 18:08	Hernandez, Lena	
Out	- Alleviation of anxiety	11/30/22 15:11	Malaca, Jessalie	
Prob	Risk for Electrical Injury	10/29/22 15:34	Hernandez, Lena	
Out	- Free of injury from electrical equip.	11/21/22 23:28	Chow, Kristin	
Prob	Risk for Hypothermia	10/29/22 15:34	Hernandez, Lena	
Out	- Maintain baseline body temperature	11/21/22 23:28	Chow, Kristin	
Prob	Risk for Infection Intra-op	10/29/22 15:34	Hernandez, Lena	
Out	- Absence of surgical site infection	11/21/22 23:28	Chow, Kristin	
Prob	Risk for Injury: R/T Unintentional RFO	10/29/22 15:34	Hernandez, Lena	
Out	- Patient free from unintended RFB	11/21/22 23:28	Chow, Kristin	
Out	- Counts reconciled according to policy	11/21/22 23:29	Chow, Kristin	
Prob	Risk for Positioning Injury	10/29/22 15:34	Hernandez, Lena	
Out	- Skin integrity intact	11/21/22 23:29	Chow, Kristin	
Out	- Mobility level restored to baseline	11/21/22 23:28	Chow, Kristin	
Out	- Peripheral Tissue Perfusion at Baseline	11/21/22 23:28	Chow, Kristin	

Times

Anesthesia Start Time	10/26/22 16:09
In Room Time	10/26/22 16:09
Procedure Start (Incision/Scope Insertion)	10/26/22 16:55
Out of Room	10/26/22 20:01
Procedure End	10/26/22 20:01
Anesthesia End	10/26/22 20:22

Pre-Admission

Intraoperative

Intraoperative General

Pre-Induction Checklist w Anesthesia

Checklist Completed Date 10/26/22



Patient Lyons, Kathleen A
Med Rec Num MR01483046
Acct Num QH0054940416
Surgery Date/Time 10/26/22 15:20

Birthdate 07/13/1961
Age/Birth Sex 61/F
Operating Room QVH OR 7
Case Num 104150

Checklist Completed Time 16:09
RN Completing Checklist Palma, Ricardo
Confirmed patient identity, procedure, site, and consent Yes
Patient has known allergies Yes
Pulse ox on patient and functioning Yes
Site Marked Yes
Patient has difficult airway or aspiration risk No
Risk of >500ml blood loss No
Anesthesia machine and medication check complete Yes

Fire Risk Assessment

Fluid on Sterile Field for Fire Safety? (Score of 3 only) Yes
Alcohol-based prep solution allowed sufficient time to dry? Yes
Surgical site above the xyphoid process Yes
Open oxygen source (mask/cannula/CPAP) Yes
Available ignition source (Laser/motor/light source/cautery) Yes
Fire Risk Score (Select appropriate care plan based on score) 3

Time-Out Checklist

Time-Out Checklist: *** Primary Procedure Timeout ***
Time Out Called 16:55
All team members confirmed/new staff introduced? Yes
Patient name, procedure and site confirmed Yes
Site marked and visible Yes
Fire Risk Assessment Discussed Yes
Essential imaging displayed N/A
Any equipment issues or other concerns N/A
Tray sterility confirmed (wraps, filters and indicators) Yes
Surgeon Concerns (non routine steps, proc length, bld loss): No
Antibiotics given within last 60 minutes Yes
Anesthesia concerns: No

Case Times - Start

In Room Time 10/26/22 16:09
Anesthesia Start Time 10/26/22 16:09
Procedure Start (Incision/Scope Insertion) 10/26/22 16:55

Case Data

Operation Date/Time 10/26/22 15:20
Operating Room QVH OR 7
Anesthesia Type General
ASA Classification ASA4
Case Type Planned

Urinary Catheter Insertion

Urinary Catheter Present on Arrival No
Urinary Catheter Inserted in OR Yes
Reason for Catheter Placement Intraop Use - Complete Assessment Below
Urinary Catheter Date of Insertion 10/26/22
Urinary Catheter Time of Insertion 16:25
Catheter Type Urethral Catheter
Urinary Catheter Size 16
Urinary Catheter Balloon Amount 10
Aseptic Technique Met Yes
Urine Specimen Sent N/A - Intra-Operative Use

Care Plan

Surgical Care Plan
Risk for Infection



Patient	Lyons, Kathleen A	Birthdate	07/13/1961
Med Rec Num	MR01483046	Age/Birth Sex	61/F
Acct Num	QH0054940416	Operating Room	QVH OR 7
Surgery Date/Time	10/26/22 15:20	Case Num	104150

Risk for Injury Retained Foreign Object
Risk for Positioning Injury
Risk for Hypothermia
Risk for Electrical Injury
Risk for Altered Tissue Perfusion
Risk for Anxiety
High Risk for Fire (Score of 3)

Actual Procedures

Actual Procedures: *** Endoscopic Ventriculostomy: Endoscopic Intraventricular Resection of Colloid Cyst, Possible EVD Placement ***
Scheduled Procedure Endoscopic Ventriculostomy: Endoscopic Intraventricular Resection of Colloid Cyst, Possible EVD Placement
Actual Procedure Endoscopic Ventriculostomy: Endoscopic Intraventricular Resection of Colloid Cyst, EVD Placement
Side Not Applicable
Primary/Secondary Primary
Wound Class Clean
Surgeon/Anesthesiologist Ye, Donald
Severity Level 7 Major
Pre-Op Diagnosis:
Hydrocephalus
Post-Op Diagnosis:
Hydrocephalus

Staff

Staff
Anesthesiologist:
Chao, Fu, MD

Staff
Scrub:
Ky, Ny

Staff
Circulator:
Rivera, Heidi
Palma, Ricardo, RN

Staff
Other:
Guiseppi A- Nico.

Position and Devices

Position and Devices: *** Position 1 ***
Position Supine
Positioning Devices
Armboards Bilateral
Foam Supports
Head Ring **Comment** Mayfield 3 pins
Safety Strap
Safety Strap Location Chest

Surgical Site Preparation

Surgical Site Preparation: *** Head ***
Solution/Agent Duraprep
Prepped By Palma, Ricardo
Surgical Hair Removal Clip
Was hair removed in the surgical suite? Yes

Counts



Patient Lyons, Kathleen A
 Med Rec Num MR01483046
 Acct Num QH0054940416
 Surgery Date/Time 10/26/22 15:20

Birthdate 07/13/1961
 Age/Birth Sex 61/F
 Operating Room QVH OR 7
 Case Num 104150

Counts: *** Primary Procedure Initial Count ***

Initial Count:
 Instrument Not Applicable
 Sponge Correct
 Sharps Correct
 Performed By (Scrub) Ky, Ny
 Confirmed By (Circulator) Palma, Ricardo

Counts: *** Primary Procedure Final Count ***

Initial Count:
 Instrument Not Applicable
 Sponge Correct
 Sharps Correct
 Performed By (Scrub) Ky, Ny Comment ky, ny
 Confirmed By (Circulator) Palma, Ricardo

Equipment

Equipment
 ESU
 Mayfield
 Neptune
 Sequential Compression Device
 Video Tower A

Irrigants

Irrigants: *** Irrigant 1 ***
 Irrigant Normal Saline
 Volume 1000ml
 # of Bags/Bottles Opened? 2

Supplies and Implants

Items:

Item	Qty Used	Qty Wasted
TOOL BURR 9CM ACORN MR8-9AC60 [247157]	1	
TUBING MALIS 1000 6790100003 [192530]	2	
GLIDESCOPE LOPRO S3 0270-0938 [238727]	1	
TUBE ET CUF 7.0MM HVT V5-10314 [038980]	1	
DRAPE SHEET 3/4 DYNJP2414 [226644]	2	
GOWN BREATHABLE XLONG XL [226654]	3	
DRAPE NEUROLOGICAL 9449 [205363]	1	
PINS MAYFIELD DISP ADULT A1083 [117950]	1	
COVER PROBE ST 5X48" NO GEL [193471]	1	
TOWEL OR DISP STRL MDT2168204 [242522]	1	



Patient	Lyons, Kathleen A	Birthdate	07/13/1961
Med Rec Num	MR01483046	Age/Birth Sex	61/F
Acct Num	QH0054940416	Operating Room	QVH OR 7
Surgery Date/Time	10/26/22 15:20	Case Num	104150

Item	Qty Used	Qty Wasted
SURGIFLO HEMOSTAT KIT 2991 [203638]	1	
TUBE SUCTION 1/4X10' N610 [010403]	1	
STAPLER SKIN APPOSE 8886803712 [239913]	1	
DRAPE STERI IOBAN 6650EZ [021740]	1	
CATHETER PEEL-AWAY 14F 83-1326 [254501]	1	
SURGICEL FIBRILLAR 1961 [022114]	1	
SUT VICRYL 2-0 CT-2 VCP269H [117986]	2	
BISHOP HARMON 19G IR BHIC01/10 [235130]	1	
PACK MAJOR DYNJ43294D [226561]	1	
SPONGE NEURO 0.5X1" STRL LF [250076]	1	
SUT ETHILON 3-0 18" 1663H [132445]	2	
CATH SET VENTRICLEAR II 50318 [211322]	1	
SYSTEM VENTRIC EXT DRAIN 46128 [201560]	1	
HANDPIECE MYRIAD 19GA NN-8019 [256117]	1	

Specimen and Cultures

Surgeon: Ye, Donald
Pre-op diagnosis Hydrocephalus
Procedure: Endoscopic Intraventricular Resection of Colloid Cyst
Procedure Location Surgery
Surgical Specimen? Yes
Surgical Specimen (list all collected): 1) Third ventricular tumor
Breast Tissue? No
All Specimens Collected? Yes

Dressing and Packing

Dressing and Packing: *** Head ***
Dressing Type
Gauze Pad (2x2, 4x4)
Occlusive Dressing Comment tegaderm

Surgeon Sign Out

Procedure performed verified by surgeon Yes
Surgical counts reported to surgeon Yes
Specimens labeled/verified by surgeon Yes
Equipment issues to be addressed No



Patient	Lyons, Kathleen A	Birthdate	07/13/1961
Med Rec Num	MR01483046	Age/Birth Sex	61/F
Acct Num	QH0054940416	Operating Room	QVH OR 7
Surgery Date/Time	10/26/22 15:20	Case Num	104150

Wound class verified by surgeon Yes
Concerns for recovery or management of patient No

Case Times - End

Times Procedure End 10/26/22 20:01
Times Out of Room 10/26/22 20:01
Times Anesthesia End 10/26/22 20:22
Surgery Outcome Completed

Transfer Data

Transported by RN Rivera, Heidi
Transport Anesthesiologist Chao, Fu
Destination From Room PACU Phase I
Mode of Transport Hospital Bed
Transport Equipment
Oxygen
Portable Ventilator
Oxygen in Use Yes
Oxygen Delivery Method Endotracheal Tube
Ambu Bag No
Level of Consciousness Sedated
Report Given To ICU RN.
Record Completion Date/Time 10/26/22 20:22
Record Completed By Rivera, Heidi

Medications

Date/Time	Medication	Not Given Reason	Dose	Administered By
10/26/22 17:43	Thrombin [Thrombin (Bovine) 5,000 Unit Vial]		5,000 unit	Ye, Donald



Patient	Lyons, Kathleen A	Birthdate	07/13/1961
Med Rec Num	MR01483046	Age/Birth Sex	61/F
Acct Num	QH0054940416	Operating Room	QVH Interventional Radiology
Surgery Date/Time	10/28/22 15:00	Case Num	104719

Proposed Procedures

Procedure	Side	Surgeon
p IR pic line place >5yrs by RN	Not Applicable	SanDiego,Arnold S

Actual Procedures

Procedure	Side	Wound Class	Severity	Surgeon
p IR pic line place >5yrs by RN	Right	Not Applicable	IR Minor	SanDiego,Arnold S

Care Plan/Assessments

Type	Description	Last Edit Date/Time	Last Edit User	Esign User
Prob	Pain - Acute	10/28/22 17:32	Yip,Randy	
Out	- Reduced pain sensation	11/21/22 23:29	Chow,Kristin	

Times

Into Room Time	10/28/22 16:28
Time Out Called (Minimum: Correct Patient, Procedure & Site)	10/28/22 16:44
Procedure Start Time	10/28/22 16:45
Procedure End Time	10/28/22 17:21
Out of Room Time	10/28/22 17:35

Pre-Admission

Intraoperative

Intraoperative IR

Case Times

Into Room Time 10/28/22 16:28
Time Out Called (Minimum: Correct Patient, Procedure & Site) 10/28/22 16:44
Procedure Start Time 10/28/22 16:45
Procedure End Time 10/28/22 17:21
Out of Room Time 10/28/22 17:35
Procedure Outcome Completed

Case Data

Procedure Date/Time 10/28/22 15:00
Procedure Room QVH Interventional Radiology
Anesthesia Type Local
Case Type Planned

Care Plan

Add Care Plan: Pain - Acute

Oxygen Delivery

O2 Delivery Nasal Cannula



Patient Lyons, Kathleen A Birthdate 07/13/1961
Med Rec Num MR01483046 Age/Birth Sex 61/F
Acct Num QH0054940416 Operating Room QVH Interventional Radiology
Surgery Date/Time 10/28/22 15:00 Case Num 104719

Oxygen Flow Rate 2

Actual Procedures

Actual Procedures: *** IR pic line place >5yrs by RN ***
Description IR pic line place >5yrs by RN
Primary/Secondary Primary
Side Right
Wound Class Not Applicable
Physician/Healthcare Professional SanDiego,Arnold S
Severity IR Minor
Patient response to procedure Tolerated Well

Supplies

Items:

Item	Qty Used	Qty Wasted
TRAY PICC POWER DBL 4F IR [243890]	1	

Specimens

Procedure Location IR
Surgical Specimen? No

Adverse Reaction to Medication

Adverse reaction to medications given? No
Antagonist given? (If yes see MAR) No

Record Completion

Record Completion Date/Time 10/28/22 18:47
Record Completed By Schreibfeder, Rebecca

-PICC/Central Line Placement

Indication

Central Line Indication No Peripheral Access

PICC

PICC: *** Right Upper Arm Basilic Vein ***
PICC Type PICC
Arm Circumference (cm) 40
CM External 0
CM Internal 42
PICC Line Cut Length 42
PICC External Length 0

Additional Catheter Data

Size/Type 4FR BARD PROVENA
Number of Lumens 2
Lot # REGR2531
Line Trim No
Guidewire Used/Removed Yes
Threading Difficulty No
Biopatch Applied Yes
Flushed All Ports With NS Easily Yes
Good Blood Return From All Ports Yes
Dressing Type Transparent



Patient	Lyons, Kathleen A	Birthdate	07/13/1961
Med Rec Num	MR01483046	Age/Birth Sex	61/F
Acct Num	QH0054940416	Operating Room	QVH Interventional Radiology
Surgery Date/Time	10/28/22 15:00	Case Num	104719

Catheter Tip Placement Superior Vena Cava
Insertion Attempts 1
Tolerated Well Yes

CLIP

Hand Hygiene Performed Yes
Maximum Sterile Barrier Precautions Used
Cap
Large Sterile Drape
Mask/Eye Shield
Sterile Gloves
Sterile Gown
Skin Preparation Chlorascrub - 1 Minute 30 Seconds to Dry
Skin Prep Agent Completely Dry Yes
Central Line Exchanged Over Guidewire No

Date: 11/9/11 Time: 1113 Ht: 53 Wt: 240 Allergies: NEDA

NOTE: All medications listed are given IV unless otherwise indicated.

TIME	1100	1200	1300	ASA
				1 2 3 (4) 5 E
Oxyg	2	3	3	
Air/N ₂ O	100	100	100	
Iso/Sev/ET%	1.0-1.0	1.5	1.5	
Propofol/Lido/Etomidate (mg)				
Midazolam/Ketamine (mg)				
Fentanyl/Sufentanyl (mcg)				
Morphine/Mependine (mg)				
Hydromorphone (mg)				
Sux/Cistar/Roc/Vec (mg)				
Glyco (mg) / Neostigmine (mg)				
Ancef/Vancomycin (gm)				
Decadron/Ondansetron (mg)				
Reglan/Pepcid (mg)				
Fluids IV #				
Dobuta/Dopamine (mcg/kg/min)				
Norepi/Phenylephrine (mcg/min)				
Nitro/Mirin (mcg/min)				
TXA (IVPB) (gram)				
EKG				
SaO ₂	100	100	100	
ETCO ₂	37	36	35	
TEMP				
FIO ₂	1.0	1.0	1.0	
MONITORS	200 BIS			
Machine Check				
Patient Identified				
Consent Verified				
Chart Reviewed				
Condition Unchanged				
Appropriate to proceed with planned anesthetic				
Initials: <i>DL</i>				
(BP) R (L) (Arm) Calf				
Esoph Steth/Preordial				
Neve Stim				
A-Line				
CVP				
Swan				
Blood Warmer				
Forced Air Blanket				
TEE				
Humidifier				
IANH				
Vent	50			
Mode:	TV			
Rate				
PEEP				
PAW				

ASA	1	2	3 (4)	5	E
TOTALS					
Cumulative					
Totals					
IVF					
Alb 5%					
UIO					
EBL					
PRBC					
PLT					
FFP					
General/MAC/Regional					
Blades					
ETT #					
LMA					
Cuff					
BBS					
Airway					
ETCO ₂					
Atraumatic					
TIME OUT					
Tourniquet Time					
min.					
PACU					
BP					
P					
R					
TEMP					
O ₂ Sat					
Condition					
Stable					
Awake, Spoon Resp					
CVP:					
PAP:					

Position: *Supine*

Remarks: *(Pl to OR) Monitor On / IV Induction / CWC X01 / Intubation X01 / LMA inserted with ease / Pressure points padded / Eyes cared*

Anesthesia Start: *1113*

Induction Time: *1113*

Surg Start: *1133*

Surg End: *1215*

Anesthesia End: *1224*

Anesthesia Net: _____

Post-Op Diagnosis: *Respiratory failure / Bronchospasm from mucus / H7N1/DM / Hypoxia*

Operation Performed: *Tracheostomy*

PRINT NAME: Surgeon: *A Magderoy MD* Assistant: _____

PRINT NAME: Anesthesiologist: *Daniel W. MD* Signature: _____



ANESTHESIA RECORD

ICH QVH FPH



ANES

40-499 (Rev 7-22)

Patient Information

Patient: **Lyons, Kathleen A** 61 F

DOB: 07/13/1961

ACCT: QH0054940416 MRN: MR01483046

Unit #: Adm/Svc: 10/18/22 Loc: Q11CU

Att: BATAUG

D.O.B. _____

Date: 10/26/2022 Time: 1530 Ht: 5'3" Wt: 234# Allergies: Penicillin, Sulfonamides, Latex

NOTE: All medications listed are given IV unless otherwise indicated.

- TIME
- ASA
- Air/SpO2
- Iso/Sevoflurane %
- Propofol/Do/Etomidate (mg)
- Midazolam/Ketamine (mg)
- Pentany/Sufentanyl (mcg)
- Morphine/Meperidine (mg)
- Hydromorphone (mg)
- Propofol/Cistar/Roc/Mec (mg)
- Glyco (mg) / Neostigmine (mg)
- Amicid/Vancomycin (gm)
- Decadron/Ondansetron (mg)
- Reglan/Pepcid (mg)
- Labetalol (mg)
- Fluids IV #
- Dobuta/Dopamine (mcg/kg/min)
- Norepi/Phenylephrine (mcg/min)
- Nitro/Milrin (mcg/min)
- TXA (IVPB) (gram)
- EKG
- SAO2
- ETCO2
- TEMP
- FIO2

PREINDUCTION REEVALUATION	1	2	3	4	5	E
ASA	1	2	3	4	5	E
TOTALS						
Cumulative						
Totals						
IVF						
Alb 5%						
U/O						
EBL						
PRBC						
PLT						
FFP						
MONITORS	200	BIS				
Machine Check						
Patient Identified						
Consent Verified						
Chart Reviewed						
Conditions Unchanged						
Appropriate procedure with planned anesthetic						
Initials: [Signature]						
BP [Signature] Arm Calf						
Esoph Steth/Precordial						
Nerve Stim						
A-Line						
CVP						
Swan						
Blood Warmer						
Forced Air Blanket						
TEE						
Humidifier						
IANH						
Vent Mode: AC						
TV: 800						
Rate: 750						
PEEP: 8						
PAW: 0						

1	2	3	4	5	E
1300					
0					
0					
0					
0					
0					
1300					

- General/MA/Regional
- Blade #1000
- ETT #7.0
- LMA
- AWAY
- ETCO2
- Atraumatic
- TIME OUT
- Tourniquet Time
- PACU
- BP 150/85
- P 79
- R 97.5
- TEMP 97.5
- O2 Sat 97
- Condition
- Stable
- Awake, Spon Resp
- CVP:
- PAP:

Position: Supine
 Remarks: (1 to DP) Monitor On / IV Induction / CVC X0 / Lubation X0 / LMA inserted with ease / Pressure points padded / Eyes closed
 pt transported to ICU intubated & managed

- Arterial line 20g inserted aseptically (Allen's test negative) Right / Left Radial / Brachial Artery
- CVP inserted aseptically, with ultrasonic guidance, tip of needle visualized during procedure Right / Left Internal Jugular Vein

Post-Op Diagnosis: Wound dehiscence
 Operation Performed: Endovascular treatment of transventricular pseudoaneurysm of external carotid artery

PRINT NAME: Surgeon: Ye, Donald Assistant: N/A
 PRINT NAME: Anesthesiologist: Chao Signature: [Signature]



ANESTHESIA RECORD
 ICH CVH FPH



40-499 (Rev 9-20)

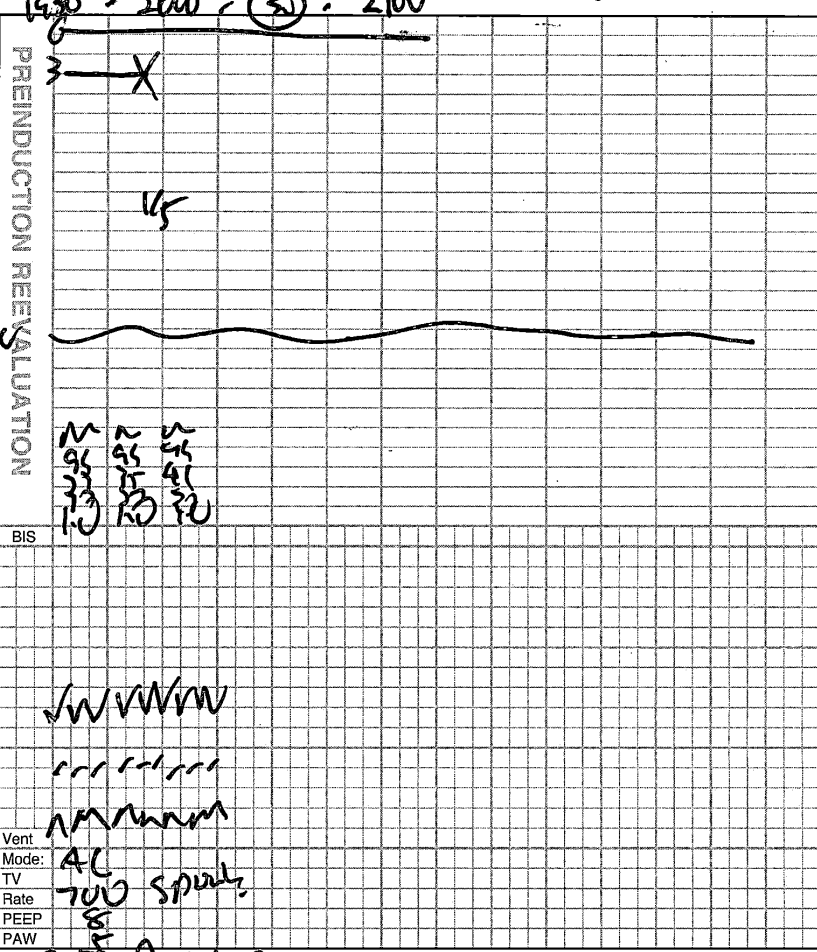
Patient Information

Patient
 Unit # Lyons, Kathleen A
 DOB: 07/13/1961 61Y - F
 D.O.B. Acct#: QH0054940416 MRN#: MR01483046
 Adm/Svc: 10/18/2022 Loc: Q6NSU Q0605-B
 Att: Onyekwulije, Anne



Date: 10/26/2022 Time: 1530 Ht: 5'3" Wt: 234# Allergies: PCN, Augmentin, ZidP
 NOTE: All medications listed are given IV unless otherwise indicated.

- TIME**
 O₂ Sat
 Air/N₂O
 Iso/Sev/ET%
 Propofol/Lido/Etomidate (mg)
 Midazolam/Ketamine (mg)
 Fentanyl/Sufentanyl (mcg)
 Morphine/Meperidine (mg)
 Hydromorphone (mg)
 Sux/Cistar/Roc/Vec (mg)
 Veco (mg) Rocostig (mg)
 Ancel/Vancomycin (gm)
 Decadron/Ondansetron (mg)
 Reglan/Pepcid (mg)
- Fluids IV #
 Dobuta/Dopamine (mcg/kg/min)
 Norepi/Phenylephrine (mcg/min)
 Nitro/Milrin (mcg/min)
 TXA (VPB) (gram)
 EKG
 SAO₂
 ETCO₂
 TEMP
 FIO₂
- MONITORS**
 Machine Check
 Patient Identified
 Consent Verified
 Chart Reviewed
 Condition Unchanged
 Appropriate to proceed
 with planned anesthetic
 Initials: _____
 BP R L Arm / Calf
 Esoph Steth/Precordial
 Nerve Stim
 A-Line
 CVP
 Swan
 Blood Warmer
 Forced Air Blanket
 TEE
 Humidifier
 IANH



ASA	1	2	3	4	5	E
TOTALS						
Cumulative						
Totals						
IVF						
Alb 5%						
U/O						
EBL						
PRBC						
PLT						
FFP						

General/MAC/Regional
 Blade
 ETT #
 LMA
 Cuff
 BBS
 Airway
 ETCO₂
 Atraumatic
 TIME OUT
 Tourniquet Time _____ min.

PACU
 BP
 P
 R
 TEMP
 O₂ Sat %
 Condition
 Stable
 Awake, Spon Resp
 CVP:
 PAP:

Position: supine

Remarks: (PT to OR / Monitor On / IV Induction / CVVC X01 / Intubation X01 / LMA inserted with ease / Pressure points padded / Eyes cared) Anesthesia Start: 1608

Induction Time: 1611

Surg Start: 1654

Surg End: 2001

Anesthesia End: 2032

Anesthesia Net: _____

Post-Op Diagnosis: Hydrocephalus

Operation Performed: Endoscopic transventricular Resection of Colloid Cyst placement of external ventricular drain

PRINT NAME: Surgeon: Dr. Donald Assistant: MA

PRINT NAME: Anesthesiologist: CHAD Signature: _____



ANESTHESIA RECORD
 ICH CVH FPH



40-499 (Rev 7-22)

Patient Information

Patient Name

Unit # Lyons, Kathleen A

DOB: 07/13/1961 61Y - F

D.O.B. Acct#: QH0054940416 MRN#: MR01483046

Adm/Svc: 10/18/2022 Loc: Q6NSU Q0605 - B

Att: Onyekwuluje, Anne

QH0054940416 LYONS, KATHLEEN, A MR01483046

Date: 11/23/22 Time: 0700 Ht: 5'3" Wt: 213.5 Allergies: NADA

NOTE: All medications listed are given IV unless otherwise indicated.

- TIME**
- Oxyg
 - ISO₂
 - Iso/Sev/ET%
 - Propofol/Lido/Etomidate (mg)
 - Midazolam/Ketamine (mg)
 - Fentanyl/Sufentanyl (mcg)
 - Morphine/Meperidine (mg)
 - Hydromorphone (mg)
 - Sux/Cista/RocVec (mg)
 - Glyco (mg) / Neostigmine (mg)
 - Ance/Vancomycin (gm)
 - Decadron/Ondansetron (mg)
 - Reglan/Pepcid (mg)
 - Fluids IV # WS
 - Dobuta/Dopamine (mcg/kg/min)
 - Norepi/Phenylephrine (mcg/min)
 - Nitro/Milrin (mcg/min)
 - TXA (IVPB) (gram)
 - EKG
 - SaO₂
 - ETCO₂
 - TEMP
 - FIO₂

PREINDUCTION REEVALUATION

6-1.5	1.5	1.5	1.5	1.5	1.5	6
2.2	2.2	2.2	2.2	2.2	2.2	X
50	50	50	50			
50						
25			10/4			
ST	ST	ST	ST	ST	ST	ST
100	100	100	100	100	100	100
34	34	34	34	34	37	37
36.7	36.2	36.2	36.2	36.2	37	37
0.34	0.34	0.34	0.34	0.34	0.34	0.34

ASA

1	2	3	4	5	E
TOTALS					
Cumulative					
Totals					
IVF					
Alb 5%					
U/O					
EBL					
PRBC					
PLT					
FFP					

- MONITORS**
- Machine Check
 - Patient Identified
 - Consent Verified
 - Chart Reviewed
 - Condition Unchanged
 - Appropriate to proceed with planned anesthetic
 - Initials: _____
 - BP R (C) Arm Calf
 - Esoph Steth/Precordial
 - Nerve Stim
 - A-Line
 - CVP
 - Swan
 - Blood Warmer
 - Forced Air Blanket
 - TEE
 - Humidifier
 - IANH

MONITORS

200	BIS	
150		
100		
50	Vent	
	Mode:	S/S/H
	TV	540/4
	Rate	28
	PEEP	28
0	PAW	28

- General/MA/Regional**
- Blade
 - ETT # intub
 - LMA tracheal
 - Cuff
 - BBS z
 - Airway
 - ET/CO₂
 - Atraumatic
 - TIME OUT
 - Tourniquet Time _____ min.
 - PACU
 - BP 127/60
 - P 100
 - R on vent
 - TEMP 97.8
 - O₂ Sat 97 %
 - Condition
 - Stable same as
 - Awake, Spont Resp
 - CVP: neg
 - PAP: no change

Position: Supine

Remarks: (PT to OR / Monitor On / IV Induction / CVC X01 / Intubation X01 / LMA inserted with ease / Pressure points padded / Eyes cared)
pt transfer to ICU E monitor. VS stable.
Care transfer to Anes ICU RN.

Arterial line 20g inserted aseptically (Allen's test negative) Right / Left Radial / Brachial Artery

CVP inserted aseptically, with ultrasonic guidance, tip of needle visualized during procedure

Right / Left Internal Jugular Vein

Post-Op Diagnosis: ICU

Operation Performed: Right frontal VP shunt

Anesthesia Start: 0735

Induction Time: 0742

Surg Start: 0804

Surg End: 0927

Anesthesia End: 0939

Anesthesia Net: _____

PRINT NAME: Surgeon: Dr. Ye Assistant: _____

PRINT NAME: Anesthesiologist: Rajah Cunnawardana Signature: _____



ANESTHESIA RECORD

ICH QVH FPH



40-499 (Rev 7-22)

Patient Information

Patient: Lyons, Kathleen A

DOB: 07/13/1961 61 F

ACCT: QH0054940416 MRN: MR01483046

Unit #: Adm/Svc:10/18/22 Loc: Q11CU

Att: LAUTSAN

D.O.B. _____

Emanate Health
 Queen of the Valley Hospital
 1115 S. Sunset Ave
 West Covina, CA 91790

Anesthesia PostOp Eval

Patient: Lyons, Kathleen A
Med/Rec Number: MR01483046
Account Number: QH0054940416
Date of Birth: 07/13/1961

Rpt Mne: PE.POSTAN
 Rpt Num: 1123-00516
 Prov Mne: GUNRAJ
 Cosign Mne:
 Note Started: 11/23/22 1003

Provider:
 Gunawardana, Rajah M.D.

Date: 11/23/22

cc:

Post Anesthesia Evaluation

Date of Evaluation: 11/23/22
 Time of Evaluation: 10:04
 Vital Signs:

Vital Signs

	Temp	Pulse	Resp	BP	Pulse Ox	FiO2
11/23/22 07:30						28
11/23/22 07:16		118 H	30 H	143/68 H	97	
11/23/22 07:00		116 H	27 H	153/72 H	97	
11/23/22 06:46		112 H	27 H	152/68 H	96	
11/23/22 06:30		108 H	28 H	155/71 H	99	
11/23/22 06:16		103 H	19	138/79 H	96	
11/23/22 06:11		102 H	23 H	137/65 H	97	
11/23/22 01:45		109 H	20	117/69	99	
11/23/22 01:30		93	18	117/57 L	99	
11/23/22 01:28		92	19	128/53 H	99	
11/23/22 04:00		90				
11/23/22 04:00						28
11/23/22 02:50		89	89 H	125/59 H	99	28
11/22/22 23:35		88	18	132/52 H	100	28
11/23/22 01:00		96	19	128/53 H	99	
11/23/22 00:30		102 H	21 H		99	
11/23/22 00:00	97.8 F	97	22 H	148/59 H	98	
11/22/22 23:30		93	23 H	136/58 H	99	
11/22/22 23:00		87	18	132/52 H	100	
11/22/22 22:30		87	19	131/56 H	100	
11/22/22 23:59		100				
11/22/22 23:59						28

Anesthesia Postop Eval: Other
 Comments:
 same as no changes. no complications from anesthesia

Emanate Health Queen of the Valley Hospital
Patient: Lyons, Kathleen A **Date of Birth:** 07/13/1961
Med/Rec Number: MR01483046 **Account Number:** QH0054940416 **Anesthesia PostOp Eval**

Documented By: Gunawardana, Rajah M.D.

Signed By:

<Electronically signed by Rajah Gunawardana M.D.>

11/23/22 1005

Emanate Health
Queen of the Valley Hospital
1115 S. Sunset Ave
West Covina, CA 91790

Anesthesia PreOp Eval

Patient: Lyons, Kathleen A
Med/Rec Number: MR01483046
Account Number: QH0054940416
Date of Birth: 07/13/1961

Rpt Mne: PE.PREAN
Rpt Num: 1123-00107
Prov Mne: GUNRAJ
Cosign Mne:
Note Started: 11/23/22 0718

Provider:
Gunawardana, Rajah M.D.

Date: 11/23/22

cc:

Anesthesia Age/Sex/Surgery

Date of Evaluation: 11/23/22
Time of Evaluation: 07:19
Age/Sex/Surg:
Age: 61 **Sex:** F **Proposed Surgery:** [Right frontal VP shunt]

Anesthesia Medical History

Allergies and Home Medications

Allergies

Allergy/AdvReac	Type	Severity	Reaction	Status	Date / Time
No Known Allergies	Allergy			Verified	10/17/22 08:05

Home Medications

levothyroxine 112 mcg tablet (Synthroid) 112 mcg PO DAILY HYPOTHYROID 10/19/22 [History Confirmed 10/19/22]
insulin glargine 100 unit/mL subcutaneous solution (Lantus U-100 Insulin) See Rx Instructions .Route .COMPLEX 10/21/22 [History Confirmed 10/21/22]
insulin lispro 100 unit/mL subcutaneous solution 5 unit subcut ACHS 10/21/22 [History Confirmed 10/21/22]
lisinopril 40 mg tablet 40 mg PO DAILY 10/21/22 [History Confirmed 10/21/22]

Social History

Illicit drug use: No
Tobacco: No
ETOH: No

Medical History

Cardiovascular: H/O HTN
Respiratory: Other
Endocrinology: DM and Hypothyroid
Musculoskeletal: Noncontributory
Neurologic: Other

GI: Noncontributory
 Genitourinary: Noncontributory
 Previous surgeries?: Yes
 If previous surgeries, please list.: brain tumor resection
 Previous anesthesia?: Yes
 Adverse reaction to previous anesthesia?: No

Physical Exam

Physical Exam

Vital Signs:

Vital Signs (72 hours)

	11/20/22 08:00	11/20/22 07:35	11/20/22 07:30
Temperature			
Pulse Rate		94	94
Respiratory Rate		19	
Blood Pressure		126/56 H	126/56 H
Pulse Oximetry		99	94
O2 Delivery			
Oxygen Flow Rate			
FIO2	28	28	

	11/20/22 08:00	11/20/22 08:30	11/20/22 09:00
Temperature	98.7 F		
Pulse Rate	96	97	107 H
Respiratory Rate			
Blood Pressure	119/57 L	122/58 H	128/50 H
Pulse Oximetry	98	95	100
O2 Delivery			
Oxygen Flow Rate			
FIO2			

	11/20/22 09:30	11/20/22 10:00	11/20/22 10:40
Temperature			
Pulse Rate	96	99	98
Respiratory Rate			19
Blood Pressure	123/50 H	129/53 H	129/53 H
Pulse Oximetry	98	97	100
O2 Delivery			
Oxygen Flow Rate			
FIO2			28

	11/20/22 12:00	11/20/22 08:00	11/20/22 10:30
Temperature			
Pulse Rate		94	96
Respiratory Rate			

Emanate Health Queen of the Valley Hospital

Patient: Lyons, Kathleen A **Date of Birth:** 07/13/1961

Med/Rec Number: MR01483046 **Account Number:** QH0054940416 **Anesthesia PreOp Eval**

Blood Pressure			124/50 H
Pulse Oximetry			100
O2 Delivery			
Oxygen Flow Rate			
FIO2	28		

	11/20/22 11:00	11/20/22 11:30	11/20/22 12:00
Temperature			97 F L
Pulse Rate	97	97	101 H
Respiratory Rate			
Blood Pressure	123/50 H	113/52 L	137/63 H
Pulse Oximetry	100	99	98
O2 Delivery			
Oxygen Flow Rate			
FIO2			

	11/20/22 12:00	11/20/22 16:00	11/20/22 16:00
Temperature			
Pulse Rate	106 H		97
Respiratory Rate			
Blood Pressure			
Pulse Oximetry			
O2 Delivery			
Oxygen Flow Rate			
FIO2		28	

	11/20/22 12:30	11/20/22 13:00	11/20/22 13:30
Temperature			
Pulse Rate	97	99	97
Respiratory Rate			
Blood Pressure	131/55 H	139/55 H	132/57 H
Pulse Oximetry		98	98
O2 Delivery			
Oxygen Flow Rate			
FIO2			

	11/20/22 14:00	11/20/22 14:40	11/20/22 14:30
Temperature			
Pulse Rate	95	100	95
Respiratory Rate		18	
Blood Pressure	124/56 H	121/56 H	121/56 H
Pulse Oximetry	98	99	97
O2 Delivery			
Oxygen Flow Rate			
FIO2		28	

Emanate Health Queen of the Valley Hospital

Patient: Lyons, Kathleen A **Date of Birth:** 07/13/1961

Med/Rec Number: MR01483046 **Account Number:** QH0054940416 **Anesthesia PreOp Eval**

	11/20/22 15:00	11/20/22 15:30	11/20/22 16:00
Temperature			98.7 F
Pulse Rate	95	95	97
Respiratory Rate			
Blood Pressure	126/54 H	122/57 H	125/57 H
Pulse Oximetry	98	98	98
O2 Delivery			
Oxygen Flow Rate			
FIO2			

	11/20/22 16:30	11/20/22 17:00	11/20/22 17:30
Temperature			
Pulse Rate	98	95	94
Respiratory Rate			
Blood Pressure	131/56 H	123/53 H	121/54 H
Pulse Oximetry	99	100	99
O2 Delivery			
Oxygen Flow Rate			
FIO2			

	11/20/22 18:00	11/20/22 20:00	11/20/22 20:00
Temperature			
Pulse Rate	93	97	
Respiratory Rate			
Blood Pressure	124/58 H		
Pulse Oximetry	99		
O2 Delivery			
Oxygen Flow Rate			
FIO2			28

	11/20/22 18:30	11/20/22 19:00	11/20/22 19:30
Temperature			
Pulse Rate	92	102 H	102 H
Respiratory Rate			
Blood Pressure	129/53 H	140/69 H	134/61 H
Pulse Oximetry	99	100	100
O2 Delivery			
Oxygen Flow Rate			
FIO2			

	11/20/22 20:00	11/20/22 20:30	11/20/22 21:00
Temperature	98.5 F		
Pulse Rate	96	96	94
Respiratory Rate			
Blood Pressure	132/57 H	140/58 H	134/52 H

Emanate Health Queen of the Valley Hospital

Patient: Lyons, Kathleen A **Date of Birth:** 07/13/1961

Med/Rec Number: MR01483046 **Account Number:** QH0054940416 **Anesthesia PreOp Eval**

Pulse Oximetry	99	98	98
O2 Delivery	Mechanical Ventilation		
Oxygen Flow Rate			
FI02	30		

	11/20/22 21:30	11/20/22 22:00	11/20/22 22:30
Temperature			
Pulse Rate	95	99	97
Respiratory Rate			
Blood Pressure	142/61 H	140/57 H	128/56 H
Pulse Oximetry	99	98	99
O2 Delivery			
Oxygen Flow Rate			
FI02			

	11/20/22 23:00	11/20/22 20:08	11/20/22 23:22
Temperature			
Pulse Rate	94	94	95
Respiratory Rate		19	19
Blood Pressure	135/57 H	132/57 H	135/57 H
Pulse Oximetry	98	98	98
O2 Delivery			
Oxygen Flow Rate			
FI02		28	28

	11/20/22 23:59	11/20/22 23:59	11/20/22 23:30
Temperature			
Pulse Rate	96		97
Respiratory Rate			
Blood Pressure			139/58 H
Pulse Oximetry			98
O2 Delivery			
Oxygen Flow Rate			
FI02		28	

	11/21/22 00:00	11/21/22 00:30	11/21/22 01:00
Temperature	97.7 F		
Pulse Rate	92	92	91
Respiratory Rate			
Blood Pressure	138/54 H	130/57 H	135/58 H
Pulse Oximetry	100	98	99
O2 Delivery	Mechanical Ventilation		
Oxygen Flow Rate			
FI02	30		

Emanate Health Queen of the Valley Hospital

Patient: Lyons, Kathleen A **Date of Birth:** 07/13/1961

Med/Rec Number: MR01483046 **Account Number:** QH0054940416 **Anesthesia PreOp Eval**

	11/21/22 01:30	11/21/22 02:00	11/21/22 02:30
Temperature			
Pulse Rate	91	88	104 H
Respiratory Rate			
Blood Pressure	134/53 H	137/56 H	145/68 H
Pulse Oximetry	98	98	93
O2 Delivery			
Oxygen Flow Rate			
FIO2			

	11/21/22 03:00	11/21/22 03:30	11/21/22 04:00
Temperature			
Pulse Rate	87	94	
Respiratory Rate			
Blood Pressure	129/60 H	140/64 H	
Pulse Oximetry	99	99	
O2 Delivery			
Oxygen Flow Rate			
FIO2			28

	11/21/22 04:00	11/21/22 03:22	11/21/22 04:00
Temperature	98.0 F		
Pulse Rate	93	90	93
Respiratory Rate	16	20	
Blood Pressure	133/61 H	129/60 H	
Pulse Oximetry	97	98	
O2 Delivery	Mechanical Ventilation		
Oxygen Flow Rate			
FIO2	30	28	

	11/21/22 04:30	11/21/22 05:00	11/21/22 05:30
Temperature			
Pulse Rate	91	89	90
Respiratory Rate			
Blood Pressure	132/62 H	131/62 H	133/64 H
Pulse Oximetry	97	97	97
O2 Delivery			
Oxygen Flow Rate			
FIO2			

	11/21/22 06:00	11/21/22 06:30	11/21/22 07:00
Temperature			
Pulse Rate	90	90	87

Emanate Health Queen of the Valley Hospital

Patient: Lyons, Kathleen A **Date of Birth:** 07/13/1961

Med/Rec Number: MR01483046 **Account Number:** QH0054940416 **Anesthesia PreOp Eval**

Respiratory Rate			
Blood Pressure	136/61 H	133/65 H	136/63 H
Pulse Oximetry	96	96	96
O2 Delivery			
Oxygen Flow Rate			
FIO2			

	11/21/22 07:10	11/21/22 08:00	11/21/22 08:00
Temperature			
Pulse Rate	92		89
Respiratory Rate	20		
Blood Pressure	132/66 H		
Pulse Oximetry	96		
O2 Delivery			
Oxygen Flow Rate			
FIO2	28	28	

	11/21/22 07:30	11/21/22 08:00	11/21/22 08:30
Temperature		99.7 F H	
Pulse Rate	92	91	88
Respiratory Rate			
Blood Pressure	134/65 H	141/58 H	145/59 H
Pulse Oximetry	97	92	95
O2 Delivery			
Oxygen Flow Rate			
FIO2			

	11/21/22 09:30	11/21/22 10:00	11/21/22 12:00
Temperature			
Pulse Rate	90	85	
Respiratory Rate			
Blood Pressure	132/52 H	115/48 L	
Pulse Oximetry	94	95	
O2 Delivery			
Oxygen Flow Rate			
FIO2			28

	11/21/22 12:00	11/21/22 10:30	11/21/22 11:00
Temperature			
Pulse Rate	77	86	85
Respiratory Rate			
Blood Pressure		119/53 L	122/53 H
Pulse Oximetry		96	96
O2 Delivery			
Oxygen Flow Rate			
FIO2			

Emanate Health Queen of the Valley Hospital

Patient: Lyons, Kathleen A **Date of Birth:** 07/13/1961

Med/Rec Number: MR01483046 **Account Number:** QH0054940416 **Anesthesia PreOp Eval**

	11/21/22 11:30	11/21/22 12:00	11/21/22 12:30
Temperature		98.9 F	
Pulse Rate	79	79	80
Respiratory Rate			
Blood Pressure	119/51 L	126/52 H	117/49 L
Pulse Oximetry	96	97	
O2 Delivery			
Oxygen Flow Rate			
FI02			

	11/21/22 13:45	11/21/22 16:00	11/21/22 16:00
Temperature			
Pulse Rate	80		84
Respiratory Rate	18		
Blood Pressure	92/74		
Pulse Oximetry	97		
O2 Delivery			
Oxygen Flow Rate			
FI02	28	28	

	11/21/22 13:00	11/21/22 13:30	11/21/22 14:00
Temperature			
Pulse Rate	90	78	85
Respiratory Rate			
Blood Pressure	91/74	114/52 L	147/61 H
Pulse Oximetry	97	98	94
O2 Delivery			
Oxygen Flow Rate			
FI02			

	11/21/22 16:00	11/21/22 14:30	11/21/22 15:00
Temperature			
Pulse Rate	86	76	86
Respiratory Rate	21 H		
Blood Pressure	132/58 H	117/54 L	133/58 H
Pulse Oximetry	98	97	97
O2 Delivery			
Oxygen Flow Rate			
FI02	28		

	11/21/22 15:30	11/21/22 16:00	11/21/22 16:30
Temperature		97.4 F L	
Pulse Rate	82	86	83
Respiratory Rate			

Emanate Health Queen of the Valley Hospital

Patient: Lyons, Kathleen A **Date of Birth:** 07/13/1961

Med/Rec Number: MR01483046 **Account Number:** QH0054940416 **Anesthesia PreOp Eval**

Blood Pressure	134/54 H	136/58 H	131/55 H
Pulse Oximetry	96		97
O2 Delivery			
Oxygen Flow Rate			
FI02			

	11/21/22 17:00	11/21/22 17:30	11/21/22 18:00
Temperature			
Pulse Rate	85	80	80
Respiratory Rate			
Blood Pressure	132/56 H	117/61	114/57 L
Pulse Oximetry	97	97	97
O2 Delivery			
Oxygen Flow Rate			
FI02			

	11/21/22 20:00	11/21/22 20:00	11/21/22 18:30
Temperature			
Pulse Rate	88		90
Respiratory Rate			
Blood Pressure			103/49 L
Pulse Oximetry			98
O2 Delivery			
Oxygen Flow Rate			
FI02		28	

	11/21/22 19:00	11/21/22 19:30	11/21/22 20:00
Temperature			99.1 F
Pulse Rate	91	78	84
Respiratory Rate			
Blood Pressure	103/49 L	117/58 L	137/59 H
Pulse Oximetry	98	98	100
O2 Delivery			Mechanical Ventilation
Oxygen Flow Rate			
FI02			30

	11/21/22 20:30	11/21/22 21:00	11/21/22 19:45
Temperature			
Pulse Rate	83	87	80
Respiratory Rate			17
Blood Pressure	136/63 H	136/55 H	117/58 L
Pulse Oximetry	98	98	97
O2 Delivery			
Oxygen Flow Rate			
FI02			28

Emanate Health Queen of the Valley Hospital

Patient: Lyons, Kathleen A **Date of Birth:** 07/13/1961

Med/Rec Number: MR01483046 **Account Number:** QH0054940416 **Anesthesia PreOp Eval**

	11/21/22 21:30	11/21/22 22:00	11/21/22 23:59
Temperature			
Pulse Rate	84	98	105 H
Respiratory Rate			
Blood Pressure	126/54 H	141/58 H	
Pulse Oximetry	97	96	
O2 Delivery			
Oxygen Flow Rate			
FIO2			

	11/21/22 23:59	11/21/22 22:30	11/21/22 23:00
Temperature			
Pulse Rate		103 H	104 H
Respiratory Rate			
Blood Pressure		136/60 H	143/60 H
Pulse Oximetry		97	96
O2 Delivery			
Oxygen Flow Rate			
FIO2	28		

	11/21/22 23:30	11/22/22 00:00	11/21/22 23:14
Temperature		98.4 F	
Pulse Rate	98	102 H	100
Respiratory Rate		16	28 H
Blood Pressure	145/52 H	150/60 H	143/60 H
Pulse Oximetry	96	96	97
O2 Delivery		Mechanical Ventilation	
Oxygen Flow Rate			
FIO2		30	28

	11/22/22 00:30	11/22/22 01:00	11/22/22 01:30
Temperature			
Pulse Rate	101 H	108 H	106 H
Respiratory Rate			
Blood Pressure	145/55 H	143/62 H	125/54 H
Pulse Oximetry	96	96	96
O2 Delivery			
Oxygen Flow Rate			
FIO2			

	11/22/22 02:00	11/22/22 03:17	11/22/22 04:00
Temperature			
Pulse Rate	97	90	93

Emanate Health Queen of the Valley Hospital

Patient: Lyons, Kathleen A **Date of Birth:** 07/13/1961

Med/Rec Number: MR01483046 **Account Number:** QH0054940416 **Anesthesia PreOp Eval**

Respiratory Rate		16	
Blood Pressure	118/51 L	115/51 L	
Pulse Oximetry	97	97	
O2 Delivery			
Oxygen Flow Rate			
FIO2		28	

	11/22/22 04:00	11/22/22 02:30	11/22/22 03:00
Temperature			
Pulse Rate		95	93
Respiratory Rate			
Blood Pressure		117/51 L	115/51 L
Pulse Oximetry		97	97
O2 Delivery			
Oxygen Flow Rate			
FIO2	28		

	11/22/22 03:30	11/22/22 04:00	11/22/22 04:30
Temperature		97.6 F	
Pulse Rate	94	92	90
Respiratory Rate			
Blood Pressure	130/58 H	122/54 H	122/49 H
Pulse Oximetry	97	98	98
O2 Delivery		Mechanical Ventilation	
Oxygen Flow Rate			
FIO2		30	

	11/22/22 05:00	11/22/22 05:30	11/22/22 06:00
Temperature			
Pulse Rate	91	90	91
Respiratory Rate			
Blood Pressure	121/52 H	120/54 L	119/54 L
Pulse Oximetry	98	98	98
O2 Delivery			
Oxygen Flow Rate			
FIO2			

	11/22/22 06:30	11/22/22 08:00	11/22/22 08:00
Temperature			
Pulse Rate	89	88	
Respiratory Rate			
Blood Pressure	119/54 L		
Pulse Oximetry	98		
O2 Delivery			
Oxygen Flow Rate			

Emanate Health Queen of the Valley Hospital

Patient: Lyons, Kathleen A **Date of Birth:** 07/13/1961

Med/Rec Number: MR01483046 **Account Number:** QH0054940416 **Anesthesia PreOp Eval**

FIO2			28
------	--	--	----

	11/22/22 07:00	11/22/22 08:00	11/22/22 09:00
Temperature		98 F	
Pulse Rate	88	88	88
Respiratory Rate			
Blood Pressure	119/57 L	118/53 L	116/49 L
Pulse Oximetry	98	98	97
O2 Delivery		Mechanical Ventilation	
Oxygen Flow Rate		28	
FIO2			

	11/22/22 07:40	11/22/22 09:15	11/22/22 09:30
Temperature			
Pulse Rate	86	103 H	86
Respiratory Rate	17	17	16
Blood Pressure	132/56 H		115/49 L
Pulse Oximetry	98	99	97
O2 Delivery			
Oxygen Flow Rate			
FIO2	28		

	11/22/22 09:45	11/22/22 10:00	11/22/22 10:15
Temperature			
Pulse Rate	86	86	86
Respiratory Rate	16	17	17
Blood Pressure		116/50 L	
Pulse Oximetry	98	97	98
O2 Delivery		Mechanical Ventilation	
Oxygen Flow Rate			
FIO2		28	

	11/22/22 10:30	11/22/22 12:00	11/22/22 12:00
Temperature			
Pulse Rate	89		86
Respiratory Rate	17		
Blood Pressure	108/54 L		
Pulse Oximetry	100		
O2 Delivery			
Oxygen Flow Rate			
FIO2		28	

	11/22/22 11:00	11/22/22 11:30	11/22/22 12:00

Emanate Health Queen of the Valley Hospital

Patient: Lyons, Kathleen A **Date of Birth:** 07/13/1961

Med/Rec Number: MR01483046 **Account Number:** QH0054940416 **Anesthesia PreOp Eval**

Temperature			97.3 F L
Pulse Rate	86	85	86
Respiratory Rate	18	17	19
Blood Pressure	124/53 H	124/49 H	129/56 H
Pulse Oximetry	97	97	96
O2 Delivery	Mechanical Ventilation		Mechanical Ventilation
Oxygen Flow Rate			
FIO2	28		28

	11/22/22 12:30	11/22/22 12:31	11/22/22 13:00
Temperature			
Pulse Rate	83	84	82
Respiratory Rate	17	17	16
Blood Pressure		125/54 H	127/54 H
Pulse Oximetry	98	98	98
O2 Delivery			Mechanical Ventilation
Oxygen Flow Rate			
FIO2			28

	11/22/22 11:50	11/22/22 13:30	11/22/22 14:00
Temperature			
Pulse Rate	88	93	81
Respiratory Rate	18	20	18
Blood Pressure	124/54 H	119/54 L	119/57 L
Pulse Oximetry	99	98	97
O2 Delivery			Mechanical Ventilation
Oxygen Flow Rate			
FIO2	28		28

	11/22/22 16:00	11/22/22 16:00	11/22/22 14:30
Temperature			
Pulse Rate		82	85
Respiratory Rate			18
Blood Pressure			123/54 H
Pulse Oximetry			97
O2 Delivery			
Oxygen Flow Rate			
FIO2	28		

	11/22/22 15:00	11/22/22 15:30	11/22/22 16:00
Temperature			97.8 F
Pulse Rate	80	81	82
Respiratory Rate	16	16	17

Emanate Health Queen of the Valley Hospital

Patient: Lyons, Kathleen A **Date of Birth:** 07/13/1961

Med/Rec Number: MR01483046 **Account Number:** QH0054940416 **Anesthesia PreOp Eval**

Blood Pressure	110/51 L	113/52 L	117/50 L
Pulse Oximetry	98	97	97
O2 Delivery	Mechanical Ventilation		Mechanical Ventilation
Oxygen Flow Rate			
FIO2	28		28

	11/22/22 15:45	11/22/22 16:30	11/22/22 17:00
Temperature			
Pulse Rate	82	79	83
Respiratory Rate	17	16	18
Blood Pressure	114/56 L	118/51 L	115/49 L
Pulse Oximetry	98	98	98
O2 Delivery			Mechanical Ventilation
Oxygen Flow Rate			
FIO2	28		28

	11/22/22 17:30	11/22/22 18:00	11/22/22 18:30
Temperature			
Pulse Rate	84	86	89
Respiratory Rate	16	20	19
Blood Pressure	121/55 H	117/52 L	124/56 H
Pulse Oximetry	97	100	99
O2 Delivery		Mechanical Ventilation	
Oxygen Flow Rate			
FIO2		28	

	11/22/22 19:00	11/22/22 20:00	11/22/22 20:00
Temperature			
Pulse Rate	89		82
Respiratory Rate	18		
Blood Pressure	129/53 H		
Pulse Oximetry	97		
O2 Delivery	Mechanical Ventilation		
Oxygen Flow Rate			
FIO2	28	28	

	11/22/22 23:59	11/22/22 23:59	11/22/22 19:30
Temperature			
Pulse Rate		100	82
Respiratory Rate			17
Blood Pressure			117/54 L
Pulse Oximetry			99

Emanate Health Queen of the Valley Hospital

Patient: Lyons, Kathleen A **Date of Birth:** 07/13/1961

Med/Rec Number: MR01483046 **Account Number:** QH0054940416 **Anesthesia PreOp Eval**

O2 Delivery			
Oxygen Flow Rate			
FIO2	28		

	11/22/22 20:00	11/22/22 20:30	11/22/22 21:00
Temperature	97.1 F		
Pulse Rate	83	83	84
Respiratory Rate	17	18	17
Blood Pressure	119/59 L	123/55 H	126/57 H
Pulse Oximetry	97	99	98
O2 Delivery			
Oxygen Flow Rate			
FIO2			

	11/22/22 21:30	11/22/22 22:00	11/22/22 22:30
Temperature			
Pulse Rate	88	88	87
Respiratory Rate	19	20	19
Blood Pressure	126/52 H	131/55 H	131/56 H
Pulse Oximetry	100	98	100
O2 Delivery			
Oxygen Flow Rate			
FIO2			

	11/22/22 23:00	11/22/22 23:30	11/23/22 00:00
Temperature			97.8 F
Pulse Rate	87	93	97
Respiratory Rate	18	23 H	22 H
Blood Pressure	132/52 H	136/58 H	148/59 H
Pulse Oximetry	100	99	98
O2 Delivery			
Oxygen Flow Rate			
FIO2			

	11/23/22 00:30	11/23/22 01:00	11/22/22 19:40
Temperature			
Pulse Rate	102 H	96	88
Respiratory Rate	21 H	19	20
Blood Pressure		128/53 H	117/54 L
Pulse Oximetry	99	99	98
O2 Delivery			
Oxygen Flow Rate			
FIO2			28

	11/22/22 23:35	11/23/22 02:50	11/23/22 04:00
--	-------------------	-------------------	-------------------

Emanate Health Queen of the Valley Hospital

Patient: Lyons, Kathleen A **Date of Birth:** 07/13/1961

Med/Rec Number: MR01483046 **Account Number:** QH0054940416 **Anesthesia PreOp Eval**

Temperature			
Pulse Rate	88	89	
Respiratory Rate	18	89 H	
Blood Pressure	132/52 H	125/59 H	
Pulse Oximetry	100	99	
O2 Delivery			
Oxygen Flow Rate			
FIO2	28	28	28

	11/23/22 04:00	11/23/22 01:28	11/23/22 01:30
Temperature			
Pulse Rate	90	92	93
Respiratory Rate		19	18
Blood Pressure		128/53 H	117/57 L
Pulse Oximetry		99	99
O2 Delivery			
Oxygen Flow Rate			
FIO2			

	11/23/22 01:45	11/23/22 06:11	11/23/22 06:16
Temperature			
Pulse Rate	109 H	102 H	103 H
Respiratory Rate	20	23 H	19
Blood Pressure	117/69	137/65 H	138/79 H
Pulse Oximetry	99	97	96
O2 Delivery			
Oxygen Flow Rate			
FIO2			

	11/23/22 06:30	11/23/22 06:46
Temperature		
Pulse Rate	108 H	112 H
Respiratory Rate	28 H	27 H
Blood Pressure	155/71 H	152/68 H
Pulse Oximetry	99	96
O2 Delivery		
Oxygen Flow Rate		
FIO2		

Heart: Regular rate and rhythm
 Lungs: CTA bilaterally
 Mallampatti Class: 2
 Mental Status: Comatose
 Dental Exam: Intact
 Carotid Bruits: No

Laboratory

Laboratory

Laboratory:

CBC and BMP

	11/21/22 06:15	11/21/22 06:15	11/21/22 10:22
WBC	7.2		
RBC	3.3 L		
Hgb	9.9 L		
Hct	29.8 L		
MCV	91.5		
MCH	30.4		
MCHC	33.3		
RDW Coeff of Var	13.8		
Plt Count	297		
MPV	8.7		
Neut % (Auto)	54.0		
Lymph % (Auto)	33.0		
Mono % (Auto)	6.7		
Eos % (Auto)	5.5		
Baso % (Auto)	0.8		
Neut # (Auto)	3.9		
Lymph # (Auto)	2.4		
Mono # (Auto)	0.5		
Eos # (Auto)	0.4 H		
Baso # (Auto)	0.10		
Sodium		143	
Potassium		3.9	
Chloride		110 H	
Carbon Dioxide		27	
Anion Gap		10	
BUN		13	
Creatinine		0.91	
Estimated GFR		> 60	
Glucose		273 H	
POC Glucose			242 H
Calcium		8.9	
Phosphorus		4.6	
Magnesium		1.8	
Total Bilirubin		0.2 L	
Direct Bilirubin			
AST		171 H	
ALT		225 H	
Alkaline Phosphatase		117 H	
Serum Total Protein		6.3	
Albumin		3.4	

	11/21/22 15:17	11/21/22 17:03	11/21/22 21:55

Emanate Health Queen of the Valley Hospital

Patient: Lyons, Kathleen A **Date of Birth:** 07/13/1961

Med/Rec Number: MR01483046 **Account Number:** QH0054940416 **Anesthesia PreOp Eval**

WBC			
RBC			
Hgb			
Hct			
MCV			
MCH			
MCHC			
RDW Coeff of Var			
Plt Count			
MPV			
Neut % (Auto)			
Lymph % (Auto)			
Mono % (Auto)			
Eos % (Auto)			
Baso % (Auto)			
Neut # (Auto)			
Lymph # (Auto)			
Mono # (Auto)			
Eos # (Auto)			
Baso # (Auto)			
Sodium			
Potassium			
Chloride			
Carbon Dioxide			
Anion Gap			
BUN			
Creatinine			
Estimated GFR			
Glucose			
POC Glucose	239 H	235 H	169 H
Calcium			
Phosphorus			
Magnesium			
Total Bilirubin			
Direct Bilirubin			
AST			
ALT			
Alkaline Phosphatase			
Serum Total Protein			
Albumin			

	11/22/22 05:34	11/22/22 05:34	11/22/22 05:34
WBC	8.7 D		
RBC	3.3 L		
Hgb	10.1 L		
Hct	30.1 L		
MCV	91.9		
MCH	30.7		
MCHC	33.4		

Emanate Health Queen of the Valley Hospital

Patient: Lyons, Kathleen A **Date of Birth:** 07/13/1961

Med/Rec Number: MR01483046 **Account Number:** QH0054940416 **Anesthesia PreOp Eval**

RDW Coeff of Var	13.6		
Plt Count	277		
MPV	8.6		
Neut % (Auto)	64.2		
Lymph % (Auto)	22.5		
Mono % (Auto)	6.3		
Eos % (Auto)	6.3 H		
Baso % (Auto)	0.7		
Neut # (Auto)	5.6		
Lymph # (Auto)	2.0		
Mono # (Auto)	0.5		
Eos # (Auto)	0.5 H		
Baso # (Auto)	0.10		
Sodium		140	
Potassium		3.9	
Chloride		108 H	
Carbon Dioxide		28	
Anion Gap		8	
BUN		15	
Creatinine		0.88	
Estimated GFR		> 60	
Glucose		295 H	
POC Glucose			
Calcium		9.5	
Phosphorus			
Magnesium			
Total Bilirubin			0.2 L
Direct Bilirubin			< 0.1 L
AST			104 H
ALT			183 H
Alkaline Phosphatase			118 H
Serum Total Protein			6.4
Albumin			3.5

	11/22/22 06:36	11/22/22 11:53	11/22/22 15:57
WBC			
RBC			
Hgb			
Hct			
MCV			
MCH			
MCHC			
RDW Coeff of Var			
Plt Count			
MPV			
Neut % (Auto)			
Lymph % (Auto)			
Mono % (Auto)			
Eos % (Auto)			

Emanate Health Queen of the Valley Hospital

Patient: Lyons, Kathleen A **Date of Birth:** 07/13/1961

Med/Rec Number: MR01483046 **Account Number:** QH0054940416 **Anesthesia PreOp Eval**

Baso % (Auto)			
Neut # (Auto)			
Lymph # (Auto)			
Mono # (Auto)			
Eos # (Auto)			
Baso # (Auto)			
Sodium			
Potassium			
Chloride			
Carbon Dioxide			
Anion Gap			
BUN			
Creatinine			
Estimated GFR			
Glucose			
POC Glucose	289 H	225 H	195 H
Calcium			
Phosphorus			
Magnesium			
Total Bilirubin			
Direct Bilirubin			
AST			
ALT			
Alkaline Phosphatase			
Serum Total Protein			
Albumin			

	11/22/22 21:59	11/23/22 01:14	11/23/22 05:36
WBC			
RBC			
Hgb			
Hct			
MCV			
MCH			
MCHC			
RDW Coeff of Var			
Plt Count			
MPV			
Neut % (Auto)			
Lymph % (Auto)			
Mono % (Auto)			
Eos % (Auto)			
Baso % (Auto)			
Neut # (Auto)			
Lymph # (Auto)			
Mono # (Auto)			
Eos # (Auto)			
Baso # (Auto)			
Sodium			

Emanate Health Queen of the Valley Hospital

Patient: Lyons, Kathleen A **Date of Birth:** 07/13/1961

Med/Rec Number: MR01483046 **Account Number:** QH0054940416 **Anesthesia PreOp Eval**

Potassium			
Chloride			
Carbon Dioxide			
Anion Gap			
BUN			
Creatinine			
Estimated GFR			
Glucose			
POC Glucose	200 H	194 H	176 H
Calcium			
Phosphorus			
Magnesium			
Total Bilirubin			
Direct Bilirubin			
AST			
ALT			
Alkaline Phosphatase			
Serum Total Protein			
Albumin			

Coagulation Studies

PT	10.6 Sec (9.5-11.5)	11/18/22 06:22
INR	1.03 (0.90-1.10)	11/18/22 06:22

Images:

Head CT 11/21/22 08:00

Impression:

Stable position of the right frontal approach ventriculostomy catheter with the tip in the right frontal horn. Moderate increase in the ventricular dilatation and transependymal edema when compared with 11/16/22.

Improving ventricular hemorrhage layering in the occipital horns.

Evolving infarcts in the left basal ganglia and subinsular region, thalamus, and left pons extending to the cerebellar peduncle

If you are a provider and would like to contact the interpreting physician or one of the staff members, please call (626) 244-8200. For patients who have questions in regard to this examination, please contact your referring doctor directly.

Abdomen Ultrasound 11/21/22 08:47

Impression:

Unremarkable abdominal ultrasound.

If you are a provider and would like to contact the interpreting physician or one of the staff members, please call (626) 244-8200. For patients who have questions in regard to this examination, please contact your referring doctor directly.

NSQIP

NSQIP

Surgical Risk Factors:

Pulmonary Complication Risk Level:

Renal Complication Risk Level:

Impaired Sensorium (Actively Confused or Delirious)		P
Hx CHF		R&P
Hx hypertension:		R
Hx Ischemic Heart Disease:		R
COPD:		P
Pulmonary HTN:		P
Hx of DM or new Diabetic:		R
Hx Peripheral Vascular Disease:		R
Current Infection:		R&P
Renal Insufficiency/Renal Failure:	/	R
Hx Liver Disease (Cirrhosis):		R
Smoking status:		P
High Risk Surgery or >2 hour surgery:		R&P
High Risk Surgeries:		R&P
ACE inhibitors:		R
ARB:		R
NSAIDS:		R

Emanate Health Queen of the Valley Hospital

Patient: Lyons, Kathleen A Date of Birth: 07/13/1961

Med/Rec Number: MR01483046 Account Number: QH0054940416 Anesthesia PreOp Eval

Antibiotics:	R
Diuretics:	R
Metformin:	R
Radiographic contrast dye:	R
Albumin level <3.0	R&P
Sodium (Na) level > 145:	R
Creatinine Level 1:	R
Creatinine Level 2:	R
Two Cr level increase > 30% or One CR level of >1.5:	R
BMI:	R
BMI > 32:	R
Hx or Apnea:	P
Snore loudly that can be heard through closed doors	P
Often tired, fatigued or sleepy during daytime	P
Anyone observed you stop breathing during sleep?	P
Neck circumference: Male >17in, Female > 16in?	P
Obstructive Sleep Apnea: Male gender	P

Intervention: No Intervention Needed

PreOp Plan

PreOp Plan

ASA: 4

General Anesthesia: Yes

NPO Solids: > 8 hours

Informed Consent:

Patient identified, consent verified, chart reviewed, condition unchanged. Appropriate to proceed with planned anesthetic. Anesthetic alternatives and risks ranging from tooth damage to life threatening events have been explained and sister(legal guardian) agrees to proceed.

Documented By: Gunawardana, Rajah M.D.

Signed By:

<Electronically signed by Rajah Gunawardana M.D.>

11/23/22 0722

Emanate Health
 Queen of the Valley Hospital
 1115 S. Sunset Ave
 West Covina, CA 91790

Anesthesia PostOp Eval

Patient: Lyons, Kathleen A
Med/Rec Number: MR01483046
Account Number: QH0054940416
Date of Birth: 07/13/1961

Rpt Mne: PE.POSTAN
 Rpt Num: 1109-01774
 Prov Mne: WUCHO
 Cosign Mne:
 Note Started: 11/09/22 1632

Provider:
 Wu, Cho-Ying D. M.D.

Date: 11/09/22

cc:

Post Anesthesia Evaluation

Date of Evaluation: 11/09/22
 Time of Evaluation: 16:32
 Vital Signs:

Vital Signs

	Pulse	Resp	BP	Pulse Ox	FiO2
11/09/22 16:00	73		115/48 L	99	
11/09/22 15:30	78		116/54 L		
11/09/22 15:00	70		116/51 L		
11/09/22 14:30	76		115/55 L		
11/09/22 14:00	78		124/54 H		
11/09/22 13:30	84		124/59 H		
11/09/22 13:00	83		124/60 H		
11/09/22 12:30	94		132/64 H		
11/09/22 12:24	97		121/68 H	99	
11/09/22 10:30	73		112/53 L	100	
11/09/22 15:00	72	17	121/50 H	100	28
11/09/22 16:00	76				
11/09/22 12:00	77				
11/09/22 16:00					28
11/09/22 12:00					28
11/09/22 10:00	74		123/52 H	100	
11/09/22 09:30	72		124/51 H	100	
11/09/22 09:01	77		128/51 H	100	
11/09/22 09:00	79		124/52 H	100	
11/09/22 08:30	72		129/48 H	100	
11/09/22 08:00	75		121/55 H	100	
11/09/22 07:30	77				
11/09/22 08:10	74	16	121/55 H	100	28
11/09/22 08:00	77				
11/09/22 08:00					28
11/09/22 07:00	72		122/53 H	100	
11/09/22 06:45	73		124/50 H	99	
11/09/22 06:30	74		114/59 L		

Emanate Health Queen of the Valley Hospital

Patient: Lyons, Kathleen A **Date of Birth:** 07/13/1961

Med/Rec Number: MR01483046 **Account Number:** QH0054940416 **Anesthesia PostOp Eval**

11/09/22 06:15	73		122/53 H	98	
11/09/22 06:00	76		126/57 H		
11/09/22 05:45	74		124/55 H	100	
11/09/22 05:30	73		129/61 H		
11/09/22 05:15	72		132/52 H		
11/09/22 05:00	72		126/52 H		
11/09/22 04:45	73		121/53 H	100	

Anesthesia Postop Eval: Other (Pt remains comatose)

Documented By: Wu, Cho-Ying D. M.D.

Signed By:

<Electronically signed by Cho-Ying D. Wu M.D.>

11/09/22 1632

Emanate Health
Queen of the Valley Hospital
1115 S. Sunset Ave
West Covina, CA 91790

Anesthesia PreOp Eval

Patient: Lyons, Kathleen A
Med/Rec Number: MR01483046
Account Number: QH0054940416
Date of Birth: 07/13/1961

Rpt Mne: PE.PREAN
Rpt Num: 1108-01859
Prov Mne: WUCHO
Cosign Mne:
Note Started: 11/08/22 2059

Provider:
Wu, Cho-Ying D. M.D.

Date: 11/08/22

cc:

Anesthesia Age/Sex/Surgery

Date of Evaluation: 11/09/22
Time of Evaluation: 11:10
Age/Sex/Surg:
Age: 61 **Sex:** F **Proposed Surgery:** [Tracheostomy]

Anesthesia Medical History

Allergies and Home Medications

Allergies

Allergy/AdvReac	Type	Severity	Reaction	Status	Date / Time
No Known Allergies	Allergy			Verified	10/17/22 08:05

Home Medications

levothyroxine 112 mcg tablet (Synthroid) 112 mcg PO DAILY HYPOTHYROID 10/19/22 [History Confirmed 10/19/22]
insulin glargine 100 unit/mL subcutaneous solution (Lantus U-100 Insulin) See Rx Instructions .Route .COMPLEX 10/21/22 [History Confirmed 10/21/22]
insulin lispro 100 unit/mL subcutaneous solution 5 unit subcut ACHS 10/21/22 [History Confirmed 10/21/22]
lisinopril 40 mg tablet 40 mg PO DAILY 10/21/22 [History Confirmed 10/21/22]

Social History

Illicit drug use: No
Tobacco: No
ETOH: No

Medical History

Cardiovascular: H/O HTN and H/O Hyperlipidemia
Respiratory: H/O Obesity and Other (espiratory failure on vent)
Endocrinology: DM and Hypothyroid
Musculoskeletal: Noncontributory
Neurologic: Other (memory loss/hydrocephalus/colloid cyst thrid ventricle/brainstem hemorrhage)

Emanate Health Queen of the Valley Hospital

Patient: Lyons, Kathleen A **Date of Birth:** 07/13/1961

Med/Rec Number: MR01483046 **Account Number:** QH0054940416 **Anesthesia PreOp Eval**

GI: Noncontributory

Genitourinary: CRI

Previous surgeries?: Yes

If previous surgeries, please list.: Craniotomy/Resection of Colloid Cyst Third Ventricle

Previous anesthesia?: Yes

Adverse reaction to previous anesthesia?: No

Physical Exam

Physical Exam

Time patient assessed before surgery: 11:10

Vital Signs:

Vital Signs (72 hours)

	11/05/22 22:00	11/05/22 23:59	11/05/22 23:59
Temperature			
Pulse Rate	98	103 H	
Respiratory Rate			
Blood Pressure	120/50 L		
Pulse Oximetry	97		
O2 Delivery			
FIO2			28

	11/05/22 22:30	11/05/22 23:00	11/05/22 23:30
Temperature			
Pulse Rate	99	100	98
Respiratory Rate			
Blood Pressure	127/49 H	124/48 H	124/51 H
Pulse Oximetry	98	97	98
O2 Delivery			
FIO2			

	11/06/22 00:00	11/06/22 00:30	11/05/22 23:10
Temperature	100.1 F H		
Pulse Rate	105 H	100	99
Respiratory Rate			21 H
Blood Pressure	139/53 H	119/51 L	124/48 H
Pulse Oximetry	100	100	97
O2 Delivery			
FIO2			28

	11/06/22 01:00 PST	11/06/22 01:30 PST	11/06/22 02:00
Temperature			
Pulse Rate	99	101 H	106 H
Respiratory Rate			
Blood Pressure	115/50 L	122/46 H	129/49 H
Pulse Oximetry	99	99	95

Emanate Health Queen of the Valley Hospital

Patient: Lyons, Kathleen A **Date of Birth:** 07/13/1961

Med/Rec Number: MR01483046 **Account Number:** QH0054940416 **Anesthesia PreOp Eval**

O2 Delivery			
FIO2			

	11/06/22 04:00	11/06/22 04:00	11/06/22 02:30
Temperature			
Pulse Rate	96		107 H
Respiratory Rate			
Blood Pressure			132/50 H
Pulse Oximetry			96
O2 Delivery			
FIO2		28	

	11/06/22 03:00	11/06/22 03:30	11/06/22 04:00
Temperature			99.6 F
Pulse Rate	102 H	94	99
Respiratory Rate			
Blood Pressure	130/55 H	117/56 L	120/55 L
Pulse Oximetry	96	96	96
O2 Delivery			Mechanical Ventilation
FIO2			28

	11/06/22 03:10	11/06/22 04:30	11/06/22 05:00
Temperature			
Pulse Rate	97	95	111 H
Respiratory Rate	18		
Blood Pressure	130/55 H	112/53 L	129/85 H
Pulse Oximetry	96	97	100
O2 Delivery			
FIO2	28		

	11/06/22 05:30	11/06/22 06:00	11/06/22 06:30
Temperature			
Pulse Rate	100	97	94
Respiratory Rate			
Blood Pressure	114/55 L	118/54 L	117/57 L
Pulse Oximetry	97	95	100
O2 Delivery			
FIO2			

	11/06/22 07:00	11/06/22 08:00	11/06/22 08:00
Temperature			98.6 F
Pulse Rate	92	101 H	96
Respiratory Rate			
Blood Pressure	120/52 L		112/56 L

Emanate Health Queen of the Valley Hospital

Patient: Lyons, Kathleen A **Date of Birth:** 07/13/1961

Med/Rec Number: MR01483046 **Account Number:** QH0054940416 **Anesthesia PreOp Eval**

Pulse Oximetry	100		100
O2 Delivery			
FI02			

	11/06/22 09:00	11/06/22 10:00	11/06/22 08:00
Temperature			
Pulse Rate	95	93	
Respiratory Rate			
Blood Pressure	109/50 L	110/48 L	
Pulse Oximetry	100	100	
O2 Delivery			
FI02			28

	11/06/22 07:35	11/06/22 10:10	11/06/22 12:00
Temperature			
Pulse Rate	91	93	
Respiratory Rate	18	18	
Blood Pressure			
Pulse Oximetry	100	100	
O2 Delivery			
FI02	28	28	28

	11/06/22 11:00	11/06/22 12:00	11/06/22 12:00
Temperature		99.7 F H	
Pulse Rate	94	94	89
Respiratory Rate			
Blood Pressure	112/48 L	108/51 L	
Pulse Oximetry	100	100	
O2 Delivery			
FI02			

	11/06/22 13:00	11/06/22 14:00	11/06/22 15:00
Temperature			
Pulse Rate	92	91	88
Respiratory Rate			
Blood Pressure	102/43 L	111/46 L	104/44 L
Pulse Oximetry	100	100	100
O2 Delivery			
FI02			

	11/06/22 16:00	11/06/22 16:00	11/06/22 12:55
Temperature		99.4 F	
Pulse Rate		88	92
Respiratory Rate			18
Blood Pressure		95/46 L	

Emanate Health Queen of the Valley Hospital

Patient: Lyons, Kathleen A **Date of Birth:** 07/13/1961

Med/Rec Number: MR01483046 **Account Number:** QH0054940416 **Anesthesia PreOp Eval**

Pulse Oximetry		100	100
O2 Delivery			
FI02	28		28

	11/06/22 16:40	11/06/22 16:00	11/06/22 17:00
Temperature			
Pulse Rate	84	88	84
Respiratory Rate	20		
Blood Pressure			96/47 L
Pulse Oximetry	100		100
O2 Delivery			
FI02	28		

	11/06/22 18:00	11/06/22 20:00	11/06/22 20:00
Temperature			
Pulse Rate	85	86	
Respiratory Rate			
Blood Pressure	95/48 L		
Pulse Oximetry	100		
O2 Delivery			
FI02			28

	11/06/22 18:30	11/06/22 19:00	11/06/22 19:30
Temperature			
Pulse Rate	88	88	88
Respiratory Rate			
Blood Pressure	93/50 L	106/49 L	100/47 L
Pulse Oximetry	100	100	100
O2 Delivery			
FI02			

	11/06/22 20:00	11/06/22 20:30	11/06/22 21:00
Temperature	99.8 F H		
Pulse Rate	85	89	87
Respiratory Rate			
Blood Pressure	98/46 L	93/46 L	95/45 L
Pulse Oximetry	100		100
O2 Delivery	Mechanical Ventilation		
FI02	28		

	11/06/22 19:33	11/06/22 21:30	11/06/22 22:00
Temperature			
Pulse Rate	89	87	90
Respiratory Rate	20		

Emanate Health Queen of the Valley Hospital

Patient: Lyons, Kathleen A **Date of Birth:** 07/13/1961

Med/Rec Number: MR01483046 **Account Number:** QH0054940416 **Anesthesia PreOp Eval**

Blood Pressure	93/46 L	92/45 L	97/48 L
Pulse Oximetry	100	100	100
O2 Delivery			
FI02	28		

	11/06/22 22:30	11/06/22 23:18	11/06/22 23:59
Temperature			
Pulse Rate	90	84	84
Respiratory Rate		20	
Blood Pressure	89/44 L	98/46 L	
Pulse Oximetry	100	100	
O2 Delivery			
FI02		28	

	11/06/22 23:59	11/06/22 22:45	11/06/22 23:00
Temperature			
Pulse Rate		88	85
Respiratory Rate			
Blood Pressure		98/46 L	110/50 L
Pulse Oximetry		100	100
O2 Delivery			
FI02	28		

	11/06/22 23:15	11/06/22 23:30	11/06/22 23:45
Temperature			
Pulse Rate	84	82	81
Respiratory Rate			
Blood Pressure	99/45 L	103/43 L	100/46 L
Pulse Oximetry	100	100	100
O2 Delivery			
FI02			

	11/07/22 00:00	11/07/22 00:15	11/07/22 00:30
Temperature	99.9 F H		
Pulse Rate	89	107 H	95
Respiratory Rate			
Blood Pressure	95/46 L	100/34 L	97/40 L
Pulse Oximetry	100		100
O2 Delivery	Mechanical Ventilation		
FI02	28		

	11/07/22 00:45	11/07/22 00:53	11/07/22 01:00
Temperature			
Pulse Rate	88	83	82

Emanate Health Queen of the Valley Hospital

Patient: Lyons, Kathleen A **Date of Birth:** 07/13/1961

Med/Rec Number: MR01483046 **Account Number:** QH0054940416 **Anesthesia PreOp Eval**

Respiratory Rate			
Blood Pressure	89/41 L	88/40 L	90/41 L
Pulse Oximetry	100		99
O2 Delivery			
FIO2			

	11/07/22 01:30	11/07/22 02:00	11/07/22 02:16
Temperature			
Pulse Rate	79	81	78
Respiratory Rate			
Blood Pressure	95/38 L	101/40 L	88/38 L
Pulse Oximetry	100	100	100
O2 Delivery			
FIO2			

	11/07/22 02:30	11/07/22 03:22	11/07/22 04:00
Temperature			
Pulse Rate	78	77	77
Respiratory Rate		18	
Blood Pressure	107/37 L	116/43 L	
Pulse Oximetry	100	100	
O2 Delivery			
FIO2		28	

	11/07/22 04:00	11/07/22 03:00	11/07/22 03:30
Temperature			
Pulse Rate		75	82
Respiratory Rate			
Blood Pressure		108/39 L	116/43 L
Pulse Oximetry		100	100
O2 Delivery			
FIO2	28		

	11/07/22 03:45	11/07/22 04:00	11/07/22 04:15
Temperature		98.9 F	
Pulse Rate	82	76	76
Respiratory Rate			
Blood Pressure	102/43 L	112/41 L	101/43 L
Pulse Oximetry	100	100	100
O2 Delivery		Mechanical Ventilation	
FIO2		28	

	11/07/22 04:30	11/07/22 04:45	11/07/22 05:00
Temperature			

Emanate Health Queen of the Valley Hospital

Patient: Lyons, Kathleen A **Date of Birth:** 07/13/1961

Med/Rec Number: MR01483046 **Account Number:** QH0054940416 **Anesthesia PreOp Eval**

Pulse Rate	92	78	76
Respiratory Rate			
Blood Pressure	124/59 H	102/43 L	104/49 L
Pulse Oximetry		100	100
O2 Delivery			
FI02			

	11/07/22 05:15	11/07/22 05:30	11/07/22 05:45
Temperature			
Pulse Rate	76	74	79
Respiratory Rate			
Blood Pressure	115/45 L	108/50 L	115/46 L
Pulse Oximetry	100	100	100
O2 Delivery			
FI02			

	11/07/22 06:00	11/07/22 07:39	11/07/22 08:00
Temperature			
Pulse Rate	77	76	
Respiratory Rate		17	
Blood Pressure	106/45 L	114/42 L	
Pulse Oximetry	100	100	
O2 Delivery			
FI02		28	28

	11/07/22 08:00	11/07/22 06:15	11/07/22 06:30
Temperature			
Pulse Rate	79	78	76
Respiratory Rate			
Blood Pressure		109/43 L	101/48 L
Pulse Oximetry		100	100
O2 Delivery			
FI02			

	11/07/22 06:45	11/07/22 07:00	11/07/22 07:15
Temperature			
Pulse Rate	80	78	76
Respiratory Rate			
Blood Pressure	109/42 L	113/43 L	113/43 L
Pulse Oximetry	100	100	100
O2 Delivery			
FI02			

	11/07/22 07:30	11/07/22 07:45	11/07/22 08:00
Temperature			97.7 F

Emanate Health Queen of the Valley Hospital

Patient: Lyons, Kathleen A **Date of Birth:** 07/13/1961

Med/Rec Number: MR01483046 **Account Number:** QH0054940416 **Anesthesia PreOp Eval**

Pulse Rate	78	80	75
Respiratory Rate			
Blood Pressure	114/42 L	110/46 L	105/53 L
Pulse Oximetry	100	100	100
O2 Delivery			
FI02			

	11/07/22 08:15	11/07/22 08:30	11/07/22 08:45
Temperature			
Pulse Rate	78	80	81
Respiratory Rate			
Blood Pressure	113/44 L	105/45 L	122/48 H
Pulse Oximetry	100	100	100
O2 Delivery			
FI02			

	11/07/22 09:00	11/07/22 09:15	11/07/22 09:30
Temperature			
Pulse Rate	81	79	80
Respiratory Rate			
Blood Pressure	121/43 H	116/46 L	110/47 L
Pulse Oximetry	100	100	100
O2 Delivery			
FI02			

	11/07/22 09:45	11/07/22 10:00	11/07/22 10:15
Temperature			
Pulse Rate	85	81	84
Respiratory Rate			
Blood Pressure	119/43 L	120/48 L	104/44 L
Pulse Oximetry	100	100	100
O2 Delivery			
FI02			

	11/07/22 10:56	11/07/22 12:00	11/07/22 12:00
Temperature			
Pulse Rate	85	82	
Respiratory Rate	20		
Blood Pressure	116/45 L		
Pulse Oximetry	100		
O2 Delivery			
FI02	28		28

	11/07/22 10:30	11/07/22 10:45	11/07/22 11:00
Temperature			

Emanate Health Queen of the Valley Hospital

Patient: Lyons, Kathleen A **Date of Birth:** 07/13/1961

Med/Rec Number: MR01483046 **Account Number:** QH0054940416 **Anesthesia PreOp Eval**

Pulse Rate	85	85	82
Respiratory Rate			
Blood Pressure	120/46 L	116/45 L	119/45 L
Pulse Oximetry	100	100	100
O2 Delivery			
FI02			

	11/07/22 11:15	11/07/22 11:30	11/07/22 11:45
Temperature			
Pulse Rate	85	86	82
Respiratory Rate			
Blood Pressure	108/39 L	102/43 L	111/46 L
Pulse Oximetry	100	100	100
O2 Delivery			
FI02			

	11/07/22 12:00	11/07/22 12:15	11/07/22 12:30
Temperature	97.9 F		
Pulse Rate	80	79	77
Respiratory Rate			
Blood Pressure	97/42 L	103/39 L	94/42 L
Pulse Oximetry	100	100	100
O2 Delivery			
FI02			

	11/07/22 12:45	11/07/22 13:00	11/07/22 16:00
Temperature			
Pulse Rate	81	81	78
Respiratory Rate			
Blood Pressure	93/40 L	104/43 L	
Pulse Oximetry	100	100	
O2 Delivery			
FI02			

	11/07/22 16:00	11/07/22 15:22	11/07/22 13:15
Temperature			
Pulse Rate		78	81
Respiratory Rate		21 H	
Blood Pressure		106/44 L	102/42 L
Pulse Oximetry		99	100
O2 Delivery			
FI02	28	28	

	11/07/22 13:30	11/07/22 13:46	11/07/22 14:00
Temperature			

Emanate Health Queen of the Valley Hospital

Patient: Lyons, Kathleen A **Date of Birth:** 07/13/1961

Med/Rec Number: MR01483046 **Account Number:** QH0054940416 **Anesthesia PreOp Eval**

Pulse Rate	87	81	75
Respiratory Rate			
Blood Pressure	107/48 L	114/47 L	113/42 L
Pulse Oximetry	100	100	100
O2 Delivery			
FI02			

	11/07/22 14:16	11/07/22 14:30	11/07/22 14:46
Temperature			
Pulse Rate	82	81	79
Respiratory Rate			
Blood Pressure	105/39 L	105/41 L	101/44 L
Pulse Oximetry	100	100	
O2 Delivery			
FI02			

	11/07/22 15:00	11/07/22 15:16	11/07/22 15:30
Temperature			
Pulse Rate	79	80	82
Respiratory Rate			
Blood Pressure	102/43 L	106/44 L	106/45 L
Pulse Oximetry	100	99	100
O2 Delivery			
FI02			

	11/07/22 15:46	11/07/22 16:00	11/07/22 16:16
Temperature		100.4 F H	
Pulse Rate	79	78	83
Respiratory Rate			
Blood Pressure	102/43 L	104/45 L	101/43 L
Pulse Oximetry	99	100	
O2 Delivery			
FI02			

	11/07/22 16:30	11/07/22 16:46	11/07/22 17:00
Temperature			
Pulse Rate	81	78	80
Respiratory Rate			
Blood Pressure	108/45 L	106/45 L	114/42 L
Pulse Oximetry			
O2 Delivery			
FI02			

	11/07/22 17:16	11/07/22 17:30	11/07/22 17:46
Temperature			

Emanate Health Queen of the Valley Hospital

Patient: Lyons, Kathleen A **Date of Birth:** 07/13/1961

Med/Rec Number: MR01483046 **Account Number:** QH0054940416 **Anesthesia PreOp Eval**

Pulse Rate	79	88	87
Respiratory Rate			
Blood Pressure	110/47 L	129/45 H	117/40 L
Pulse Oximetry			
O2 Delivery			
FI02			

	11/07/22 18:00	11/07/22 18:16	11/07/22 18:30
Temperature			
Pulse Rate	76	77	76
Respiratory Rate			
Blood Pressure	114/45 L	103/41 L	
Pulse Oximetry		100	100
O2 Delivery			
FI02			

	11/07/22 18:31	11/07/22 20:00	11/07/22 18:45
Temperature			
Pulse Rate	78		81
Respiratory Rate			
Blood Pressure	102/41 L		114/45 L
Pulse Oximetry	100		100
O2 Delivery			
FI02		28	

	11/07/22 19:00	11/07/22 19:15	11/07/22 19:30
Temperature			
Pulse Rate	75	77	76
Respiratory Rate			
Blood Pressure	103/38 L	108/42 L	103/50 L
Pulse Oximetry	99	100	100
O2 Delivery			
FI02			

	11/07/22 19:45	11/07/22 20:00	11/07/22 23:59
Temperature			
Pulse Rate	94	81	
Respiratory Rate			
Blood Pressure	120/42 L		
Pulse Oximetry	99		
O2 Delivery			
FI02			28

	11/07/22 23:59	11/07/22 20:00	11/07/22 20:15
Temperature		98.6 F	

Emanate Health Queen of the Valley Hospital

Patient: Lyons, Kathleen A **Date of Birth:** 07/13/1961

Med/Rec Number: MR01483046 **Account Number:** QH0054940416 **Anesthesia PreOp Eval**

Pulse Rate	82	75	81
Respiratory Rate		30 H	
Blood Pressure		105/42 L	107/44 L
Pulse Oximetry		100	100
O2 Delivery		Mechanical Ventilation	
FI02			

	11/07/22 19:20	11/07/22 20:30	11/07/22 20:45
Temperature			
Pulse Rate	83	77	82
Respiratory Rate	18		
Blood Pressure	103/50 L	110/44 L	103/46 L
Pulse Oximetry	100	100	100
O2 Delivery			
FI02	28		

	11/07/22 21:00	11/07/22 21:15	11/07/22 21:30
Temperature			
Pulse Rate	79	80	79
Respiratory Rate			
Blood Pressure	117/45 L	112/43 L	107/46 L
Pulse Oximetry	100	100	100
O2 Delivery			
FI02			

	11/07/22 21:45	11/07/22 22:00	11/07/22 22:15
Temperature			
Pulse Rate	78	83	79
Respiratory Rate			
Blood Pressure	108/41 L	110/44 L	114/41 L
Pulse Oximetry	100	100	100
O2 Delivery			
FI02			

	11/07/22 22:30	11/07/22 22:45	11/07/22 23:00
Temperature			
Pulse Rate	81	82	81
Respiratory Rate			
Blood Pressure	109/48 L	102/41 L	108/45 L
Pulse Oximetry	100	100	100
O2 Delivery			
FI02			

	11/07/22 23:15	11/07/22 23:30	11/07/22 23:45
--	-------------------	-------------------	-------------------

Emanate Health Queen of the Valley Hospital

Patient: Lyons, Kathleen A **Date of Birth:** 07/13/1961

Med/Rec Number: MR01483046 **Account Number:** QH0054940416 **Anesthesia PreOp Eval**

Temperature			
Pulse Rate	83	78	79
Respiratory Rate			
Blood Pressure	110/43 L	98/43 L	104/44 L
Pulse Oximetry	99	98	99
O2 Delivery			
FI02			

	11/08/22 00:00	11/08/22 00:15	11/08/22 00:30
Temperature	98.8 F		
Pulse Rate	81	90	77
Respiratory Rate			
Blood Pressure	119/47 L	87/55 L	110/43 L
Pulse Oximetry	98		100
O2 Delivery	Mechanical Ventilation		
FI02	28		

	11/08/22 00:45	11/08/22 00:46	11/08/22 01:00
Temperature			
Pulse Rate	75	77	78
Respiratory Rate			
Blood Pressure	112/45 L		
Pulse Oximetry	100	100	100
O2 Delivery			
FI02			

	11/08/22 01:01	11/08/22 01:15	11/08/22 01:30
Temperature			
Pulse Rate	81	82	79
Respiratory Rate			
Blood Pressure	107/47 L	111/46 L	114/48 L
Pulse Oximetry	99	100	100
O2 Delivery			
FI02			

	11/08/22 01:45	11/08/22 01:46	11/08/22 02:00
Temperature			
Pulse Rate	81	76	80
Respiratory Rate			
Blood Pressure	117/41 L		114/47 L
Pulse Oximetry	98	100	99
O2 Delivery			
FI02			

Emanate Health Queen of the Valley Hospital

Patient: Lyons, Kathleen A **Date of Birth:** 07/13/1961

Med/Rec Number: MR01483046 **Account Number:** QH0054940416 **Anesthesia PreOp Eval**

	11/08/22 02:01	11/08/22 02:15	11/08/22 02:16
Temperature			
Pulse Rate	88	77	81
Respiratory Rate			
Blood Pressure		113/47 L	
Pulse Oximetry	99	98	100
O2 Delivery			
FI02			

	11/08/22 02:30	11/08/22 02:45	11/07/22 23:15
Temperature			
Pulse Rate	86	82	79
Respiratory Rate			18
Blood Pressure	116/54 L	112/51 L	110/47 L
Pulse Oximetry	100	100	98
O2 Delivery			
FI02			28

	11/08/22 04:00	11/08/22 04:00	11/08/22 03:00
Temperature			
Pulse Rate		81	78
Respiratory Rate			
Blood Pressure			124/50 H
Pulse Oximetry			100
O2 Delivery			
FI02	28		

	11/08/22 03:15	11/08/22 03:30	11/08/22 03:45
Temperature			
Pulse Rate	86	80	90
Respiratory Rate			
Blood Pressure	123/52 H	103/43 L	125/59 H
Pulse Oximetry	100	100	
O2 Delivery			
FI02			

	11/08/22 04:00	11/08/22 04:15	11/08/22 04:30
Temperature	98.2 F		
Pulse Rate	86	85	80
Respiratory Rate			
Blood Pressure	114/46 L	104/51 L	105/41 L
Pulse Oximetry	100	100	100
O2 Delivery			
FI02	28		

Emanate Health Queen of the Valley Hospital

Patient: Lyons, Kathleen A **Date of Birth:** 07/13/1961

Med/Rec Number: MR01483046 **Account Number:** QH0054940416 **Anesthesia PreOp Eval**

	11/08/22 03:50	11/08/22 04:45	11/08/22 05:00
Temperature			
Pulse Rate	81	85	79
Respiratory Rate	20		
Blood Pressure	114/40 L	116/48 L	108/49 L
Pulse Oximetry	100	99	100
O2 Delivery			
FI02	28		

	11/08/22 05:15	11/08/22 05:30	11/08/22 05:45
Temperature			
Pulse Rate	83	86	84
Respiratory Rate			
Blood Pressure	123/48 H	119/51 L	114/48 L
Pulse Oximetry	100	100	100
O2 Delivery			
FI02			

	11/08/22 06:00	11/08/22 06:15	11/08/22 06:30
Temperature			
Pulse Rate	83	85	82
Respiratory Rate			
Blood Pressure	124/46 H	117/49 L	119/49 L
Pulse Oximetry	99	100	100
O2 Delivery			
FI02			

	11/08/22 06:45	11/08/22 07:00	11/08/22 08:00
Temperature			
Pulse Rate	88	82	
Respiratory Rate			
Blood Pressure	122/54 H	116/47 L	
Pulse Oximetry	100	100	
O2 Delivery			
FI02			28

	11/08/22 08:00	11/08/22 07:15	11/08/22 07:30
Temperature			
Pulse Rate	80	82	82
Respiratory Rate			
Blood Pressure		117/50 L	125/48 H
Pulse Oximetry		100	100
O2 Delivery			
FI02			

Emanate Health Queen of the Valley Hospital

Patient: Lyons, Kathleen A **Date of Birth:** 07/13/1961

Med/Rec Number: MR01483046 **Account Number:** QH0054940416 **Anesthesia PreOp Eval**

	11/08/22 07:45	11/08/22 08:00	11/08/22 08:35
Temperature			
Pulse Rate	85	87	89
Respiratory Rate			
Blood Pressure	133/51 H	115/53 L	126/49 H
Pulse Oximetry	100	100	
O2 Delivery			
FI02			

	11/08/22 08:46	11/08/22 07:15	11/08/22 12:00
Temperature			
Pulse Rate	90	84	
Respiratory Rate		20	
Blood Pressure	125/53 H	118/52 L	
Pulse Oximetry	100	100	
O2 Delivery			
FI02		28	28

	11/08/22 12:00	11/08/22 16:00	11/08/22 16:00
Temperature			
Pulse Rate	83		85
Respiratory Rate			
Blood Pressure			
Pulse Oximetry			
O2 Delivery			
FI02		28	

	11/08/22 09:00	11/08/22 10:30	11/08/22 11:00
Temperature			
Pulse Rate	90	85	85
Respiratory Rate			
Blood Pressure	125/48 H	126/54 H	125/54 H
Pulse Oximetry	100	100	100
O2 Delivery			
FI02			

	11/08/22 11:14	11/08/22 11:30	11/08/22 12:00
Temperature			
Pulse Rate	86	86	83
Respiratory Rate	18		
Blood Pressure	132/56 H	118/52 L	119/54 L
Pulse Oximetry	100	98	98
O2 Delivery			
FI02	28		

Emanate Health Queen of the Valley Hospital

Patient: Lyons, Kathleen A **Date of Birth:** 07/13/1961

Med/Rec Number: MR01483046 **Account Number:** QH0054940416 **Anesthesia PreOp Eval**

	11/08/22 12:30	11/08/22 13:00	11/08/22 13:30
Temperature			
Pulse Rate	87	84	87
Respiratory Rate			
Blood Pressure	124/52 H	125/57 H	112/65
Pulse Oximetry			
O2 Delivery			
FI02			

	11/08/22 14:00	11/08/22 14:30	11/08/22 15:40
Temperature			
Pulse Rate	84	83	84
Respiratory Rate			20
Blood Pressure	124/49 H	115/50 L	124/52 H
Pulse Oximetry	97	98	99
O2 Delivery			
FI02			28

	11/08/22 15:00	11/08/22 15:30	11/08/22 16:00
Temperature			
Pulse Rate	81	84	82
Respiratory Rate			
Blood Pressure	124/50 H	126/59 H	124/57 H
Pulse Oximetry	100	95	96
O2 Delivery			
FI02			

	11/08/22 16:30	11/08/22 17:00	11/08/22 17:30
Temperature			
Pulse Rate	82	83	82
Respiratory Rate			
Blood Pressure	124/56 H	129/56 H	124/60 H
Pulse Oximetry		98	99
O2 Delivery			
FI02			

	11/08/22 18:00	11/08/22 20:00	11/08/22 18:15
Temperature			
Pulse Rate	82		83
Respiratory Rate			
Blood Pressure	128/50 H		131/55 H
Pulse Oximetry			97
O2 Delivery			
FI02		28	

Emanate Health Queen of the Valley Hospital

Patient: Lyons, Kathleen A **Date of Birth:** 07/13/1961

Med/Rec Number: MR01483046 **Account Number:** QH0054940416 **Anesthesia PreOp Eval**

	11/08/22 18:30	11/08/22 18:45	11/08/22 19:00
Temperature			
Pulse Rate	83	80	84
Respiratory Rate			
Blood Pressure	130/51 H	127/54 H	120/51 L
Pulse Oximetry		98	98
O2 Delivery			
FI02			

	11/08/22 19:15	11/08/22 19:30	11/08/22 19:45
Temperature			
Pulse Rate	79	79	79
Respiratory Rate			
Blood Pressure	120/55 L	121/56 H	125/55 H
Pulse Oximetry	98		97
O2 Delivery			
FI02			

	11/08/22 20:00	11/08/22 20:00	11/08/22 19:20
Temperature	98.2 F		
Pulse Rate	84	84	87
Respiratory Rate			17
Blood Pressure	121/55 H		125/55 H
Pulse Oximetry	98		99
O2 Delivery			
FI02	28		28

Heart: Regular rate and rhythm
 Lungs: CTA bilaterally
 Mallampatti Class: 2
 Mallampatti Class:
 intubated
 Mental Status: Comatose

Laboratory

Laboratory

Laboratory:

CBC and BMP

	11/06/22 22:11	11/07/22 02:26	11/07/22 05:40
WBC			
RBC			
Hgb			
Hct			
MCV			

Emanate Health Queen of the Valley Hospital

Patient: Lyons, Kathleen A **Date of Birth:** 07/13/1961

Med/Rec Number: MR01483046 **Account Number:** QH0054940416 **Anesthesia PreOp Eval**

MCH			
MCHC			
RDW Coeff of Var			
Plt Count			
MPV			
Neut % (Auto)			
Lymph % (Auto)			
Mono % (Auto)			
Eos % (Auto)			
Baso % (Auto)			
Neut # (Auto)			
Lymph # (Auto)			
Mono # (Auto)			
Eos # (Auto)			
Baso # (Auto)			
Total Counted			
Neutrophils % (Manual)			
Lymphocytes % (Manual)			
Monocytes % (Manual)			
Eosinophils % (Manual)			
Band Neutrophils			
Platelet Evaluation			
RBC Morphology			
Sodium			134 L
Potassium			4.6 H
Chloride			98
Carbon Dioxide			28
Anion Gap			13
BUN			40 H
Creatinine			1.38 H
Estimated GFR			39 L
Glucose			134 H
POC Glucose	190 H	134 H	
Calcium			10.2
Magnesium			2.5

	11/07/22 05:40	11/07/22 05:46	11/07/22 09:54
WBC	10.8 H		
RBC	3.5 L		
Hgb	10.8 L		
Hct	32.1 L		
MCV	90.9		
MCH	30.7		
MCHC	33.7		
RDW Coeff of Var	13.3		
Plt Count	332		
MPV	9.2		
Neut % (Auto)	68.5		
Lymph % (Auto)	19.7		

Emanate Health Queen of the Valley Hospital

Patient: Lyons, Kathleen A **Date of Birth:** 07/13/1961

Med/Rec Number: MR01483046 **Account Number:** QH0054940416 **Anesthesia PreOp Eval**

Mono % (Auto)	8.6		
Eos % (Auto)	3.0		
Baso % (Auto)	0.2		
Neut # (Auto)	7.4 H		
Lymph # (Auto)	2.1		
Mono # (Auto)	0.9 H		
Eos # (Auto)	0.3		
Baso # (Auto)	0.00 L		
Total Counted			
Neutrophils % (Manual)			
Lymphocytes % (Manual)			
Monocytes % (Manual)			
Eosinophils % (Manual)			
Band Neutrophils			
Platelet Evaluation	Adequate		
RBC Morphology	Normal		
Sodium			
Potassium			
Chloride			
Carbon Dioxide			
Anion Gap			
BUN			
Creatinine			
Estimated GFR			
Glucose			
POC Glucose		130 H	117 H
Calcium			
Magnesium			

	11/07/22 14:00	11/07/22 17:30	11/07/22 22:32
WBC			
RBC			
Hgb			
Hct			
MCV			
MCH			
MCHC			
RDW Coeff of Var			
Plt Count			
MPV			
Neut % (Auto)			
Lymph % (Auto)			
Mono % (Auto)			
Eos % (Auto)			
Baso % (Auto)			
Neut # (Auto)			
Lymph # (Auto)			
Mono # (Auto)			
Eos # (Auto)			

Emanate Health Queen of the Valley Hospital

Patient: Lyons, Kathleen A **Date of Birth:** 07/13/1961

Med/Rec Number: MR01483046 **Account Number:** QH0054940416 **Anesthesia PreOp Eval**

Baso # (Auto)			
Total Counted			
Neutrophils % (Manual)			
Lymphocytes % (Manual)			
Monocytes % (Manual)			
Eosinophils % (Manual)			
Band Neutrophils			
Platelet Evaluation			
RBC Morphology			
Sodium			
Potassium			
Chloride			
Carbon Dioxide			
Anion Gap			
BUN			
Creatinine			
Estimated GFR			
Glucose			
POC Glucose	88	156 H	137 H
Calcium			
Magnesium			

	11/08/22 01:49	11/08/22 05:51	11/08/22 05:56
WBC			9.5
RBC			3.5 L
Hgb			10.9 L
Hct			32.2 L
MCV			91.4
MCH			30.9
MCHC			33.8
RDW Coeff of Var			13.3
Plt Count			340
MPV			9.0
Neut % (Auto)			
Lymph % (Auto)			
Mono % (Auto)			
Eos % (Auto)			
Baso % (Auto)			
Neut # (Auto)			
Lymph # (Auto)			
Mono # (Auto)			
Eos # (Auto)			
Baso # (Auto)			
Total Counted			100
Neutrophils % (Manual)			61
Lymphocytes % (Manual)			25
Monocytes % (Manual)			9
Eosinophils % (Manual)			2
Band Neutrophils			3.0

Emanate Health Queen of the Valley Hospital

Patient: Lyons, Kathleen A **Date of Birth:** 07/13/1961

Med/Rec Number: MR01483046 **Account Number:** QH0054940416 **Anesthesia PreOp Eval**

Platelet Evaluation			
RBC Morphology			
Sodium			
Potassium			
Chloride			
Carbon Dioxide			
Anion Gap			
BUN			
Creatinine			
Estimated GFR			
Glucose			
POC Glucose	157 H	140 H	
Calcium			
Magnesium			

	11/08/22 05:56	11/08/22 10:14	11/08/22 14:29
WBC			
RBC			
Hgb			
Hct			
MCV			
MCH			
MCHC			
RDW Coeff of Var			
Plt Count			
MPV			
Neut % (Auto)			
Lymph % (Auto)			
Mono % (Auto)			
Eos % (Auto)			
Baso % (Auto)			
Neut # (Auto)			
Lymph # (Auto)			
Mono # (Auto)			
Eos # (Auto)			
Baso # (Auto)			
Total Counted			
Neutrophils % (Manual)			
Lymphocytes % (Manual)			
Monocytes % (Manual)			
Eosinophils % (Manual)			
Band Neutrophils			
Platelet Evaluation			
RBC Morphology			
Sodium	133 L		
Potassium	4.8 H		
Chloride	99		
Carbon Dioxide	28		
Anion Gap	11		

Emanate Health Queen of the Valley Hospital

Patient: Lyons, Kathleen A **Date of Birth:** 07/13/1961

Med/Rec Number: MR01483046 **Account Number:** QH0054940416 **Anesthesia PreOp Eval**

BUN	28 H		
Creatinine	1.18 H		
Estimated GFR	47 L		
Glucose	160 H		
POC Glucose		143 H	99
Calcium	9.7		
Magnesium	2.3		

	11/08/22 17:33
WBC	
RBC	
Hgb	
Hct	
MCV	
MCH	
MCHC	
RDW Coeff of Var	
Plt Count	
MPV	
Neut % (Auto)	
Lymph % (Auto)	
Mono % (Auto)	
Eos % (Auto)	
Baso % (Auto)	
Neut # (Auto)	
Lymph # (Auto)	
Mono # (Auto)	
Eos # (Auto)	
Baso # (Auto)	
Total Counted	
Neutrophils % (Manual)	
Lymphocytes % (Manual)	
Monocytes % (Manual)	
Eosinophils % (Manual)	
Band Neutrophils	
Platelet Evaluation	
RBC Morphology	
Sodium	
Potassium	
Chloride	
Carbon Dioxide	
Anion Gap	
BUN	
Creatinine	
Estimated GFR	
Glucose	
POC Glucose	145 H
Calcium	
Magnesium	

Emanate Health Queen of the Valley Hospital
Patient: Lyons, Kathleen A **Date of Birth:** 07/13/1961
Med/Rec Number: MR01483046 **Account Number:** QH0054940416 **Anesthesia PreOp Eval**

Coagulation Studies

PT	10.3 Sec (9.5-11.5)	10/25/22 04:56
INR	1.00 (0.90-1.10)	10/25/22 04:56

Images:

Renal Ultrasound 11/06/22 10:38

Impression:

1. Echogenic kidneys which can be seen in the setting of medical renal disease. No hydronephrosis.
2. There is a 8 mm cortical echogenicity in the left kidney which could represent a nonspecific cortical calcification versus a nonobstructing calculus.

If you are a provider and would like to contact the interpreting physician or one of the staff members, please call (626) 244-8200. For patients who have questions in regard to this examination, please contact your referring doctor directly.

Head CT 11/08/22 08:00

Impression:

Stable position of the right frontal approach ventriculostomy. Mild interval increase in the ventricular dilatation

Improving hemorrhage layering in the ventricles and basilar cisterns. Persistent but improving right parenchymal hematoma involving the left pons/cerebellar peduncle as well as the brainstem.

If you are a provider and would like to contact the interpreting physician or one of the staff members, please call (626) 244-8200. For patients who have questions in regard to this examination, please contact your referring doctor directly.

NSQIP
NSQIP

Surgical Risk Factors:

Pulmonary Complication Risk Level:

Renal Complication Risk Level:

Impaired Sensorium (Actively Confused or Delirious)		P
Hx CHF		R&P
Hx hypertension:		R
Hx Ischemic Heart Disease:		R
COPD:		P
Pulmonary HTN:		P
Hx of DM or new Diabetic:		R
Hx Peripheral Vascular Disease:		R
Current Infection:		R&P
Renal Insufficiency/Renal Failure:	/	R
Hx Liver Disease (Cirrhosis):		R
Smoking status:		P
High Risk Surgery or >2 hour surgery:		R&P
High Risk Surgeries:		R&P
ACE inhibitors:		R
ARB:		R
NSAIDS:		R
Antibiotics:		R
Diuretics:		R
Metformin:		R
Radiographic contrast dye:		R
Albumin level <3.0		R&P
Sodium (Na) level > 145:		R
Creatinine Level 1:		R
Creatinine Level 2:		R
Two Cr level increase > 30% or One CR level of >1.5:		R
BMI:		R
BMI > 32:		R
Hx or Apnea:		P
Snore loudly that can be heard through closed doors		P
Often tired, fatigued or sleepy during daytime		P
Anyone observed you stop breathing during sleep?		P

Emanate Health Queen of the Valley Hospital

Patient: Lyons, Kathleen A **Date of Birth:** 07/13/1961

Med/Rec Number: MR01483046 **Account Number:** QH0054940416 **Anesthesia PreOp Eval**

Neck circumference: Male >17in, Female > 16in?		P
Obstructive Sleep Apnea: Male gender		P

Intervention: Orders Placed

PreOp Plan

PreOp Plan

ASA: 4

General Anesthesia: Yes

NPO Solids: > 8 hours

Informed Consent:

Patient identified, consent verified, chart reviewed, condition unchanged. Appropriate to proceed with planned anesthetic. Anesthetic alternatives and risks ranging from tooth damage to life threatening events have been explained and patient agrees to proceed.

Documented By: Wu, Cho-Ying D. M.D.

Signed By:

<Electronically signed by Cho-Ying D. Wu M.D.>

11/09/22 1111

Emanate Health
Queen of the Valley Hospital
1115 S. Sunset Ave
West Covina, CA 91790

Anesthesia PostOp Eval

Patient: Lyons, Kathleen A
Med/Rec Number: MR01483046
Account Number: QH0054940416
Date of Birth: 07/13/1961

Rpt Mne: PE.POSTAN
Rpt Num: 1026-01907
Prov Mne: CHAOFU
Cosign Mne:
Note Started: 10/26/22 2021

Provider:
Chao, Fu M.D.

Date: 10/26/22

cc:

Post Anesthesia Evaluation

Date of Evaluation: 10/26/22
Time of Evaluation: 20:55
Vital Signs:

Vital Signs

	Temp	Pulse	Resp	BP	Pulse Ox	O2 Del Method
10/26/22 12:00		66				
10/26/22 16:00	97.9 F	63	20	130/64 H	97	Room Air
10/26/22 12:00	97.8 F	63	20	126/58 H	96	Room Air

Anesthesia Postop Eval: Vital signs normal range, Respiratory function stable, Cardiac function stable, Hydration function stable, Mental status recovered, Pain control satisfactory, Nausea and vomiting controlled and No other complications

Documented By: Chao, Fu M.D.

Signed By:
<Electronically signed by Fu Chao M.D.>

10/26/22 2022

Emanate Health
Queen of the Valley Hospital
1115 S. Sunset Ave
West Covina, CA 91790

Anesthesia PreOp Eval

Patient: Lyons, Kathleen A
Med/Rec Number: MR01483046
Account Number: QH0054940416
Date of Birth: 07/13/1961

Rpt Mne: PE.PREAN
Rpt Num: 1026-01324
Prov Mne: CHAOFU
Cosign Mne:
Note Started: 10/26/22 1427

Provider:
Chao, Fu M.D.

Date: 10/26/22

cc:

Anesthesia Age/Sex/Surgery

Date of Evaluation: 10/26/22
Time of Evaluation: 14:27
Age/Sex/Surg:
Age: 61 **Sex:** F **Proposed Surgery:** []

Anesthesia Medical History

Allergies and Home Medications

Allergies

Allergy/AdvReac	Type	Severity	Reaction	Status	Date / Time
No Known Allergies	Allergy			Verified	10/17/22 08:05

Home Medications

levothyroxine 112 mcg tablet (Synthroid) 112 mcg PO DAILY HYPOTHYROID 10/19/22 [History Confirmed 10/19/22]
insulin glargine 100 unit/mL subcutaneous solution (Lantus U-100 Insulin) See Rx Instructions .Route .COMPLEX 10/21/22 [History Confirmed 10/21/22]
insulin lispro 100 unit/mL subcutaneous solution 5 unit subcut ACHS 10/21/22 [History Confirmed 10/21/22]
lisinopril 40 mg tablet 40 mg PO DAILY 10/21/22 [History Confirmed 10/21/22]

Social History

Illicit drug use: No
Tobacco: No
ETOH: No

Medical History

Cardiovascular: H/O HTN
Respiratory: H/O Obesity
Endocrinology: DM and Hypothyroid
Musculoskeletal: Noncontributory
Neurologic: Noncontributory

Emanate Health Queen of the Valley Hospital

Patient: Lyons, Kathleen A **Date of Birth:** 07/13/1961

Med/Rec Number: MR01483046 **Account Number:** QH0054940416 **Anesthesia PreOp Eval**

GI: Noncontributory
Genitourinary: Noncontributory
Previous surgeries?: No
Previous anesthesia?: No

Physical Exam

Physical Exam

Vital Signs:

Vital Signs (72 hours)

	10/23/22 16:00	10/23/22 16:00	10/23/22 20:00
Temperature	97.9 F		98.0 F
Pulse Rate	64	76	73
Respiratory Rate	19		18
Blood Pressure	106/45 L		118/53 L
Pulse Oximetry	98		98
O2 Delivery	Room Air		Room Air

	10/23/22 20:00	10/23/22 23:59	10/24/22 03:59
Temperature			98.0 F
Pulse Rate	66	75	74
Respiratory Rate			18
Blood Pressure			124/68 H
Pulse Oximetry			98
O2 Delivery			Room Air

	10/24/22 04:00	10/24/22 08:00	10/24/22 12:00
Temperature		97.7 F	97.5 F L
Pulse Rate	75	60	90
Respiratory Rate		18	16
Blood Pressure		111/57 L	118/69
Pulse Oximetry		98	98
O2 Delivery		Room Air	Room Air

	10/24/22 16:00	10/24/22 08:00	10/24/22 12:00
Temperature	97.7 F		
Pulse Rate	80	59 L	65
Respiratory Rate	17		
Blood Pressure	126/83 H		
Pulse Oximetry	99		
O2 Delivery	Room Air		

	10/24/22 16:00	10/24/22 20:00	10/24/22 20:00
Temperature		96.8 F L	
Pulse Rate	68	67	66

Emanate Health Queen of the Valley Hospital

Patient: Lyons, Kathleen A **Date of Birth:** 07/13/1961

Med/Rec Number: MR01483046 **Account Number:** QH0054940416 **Anesthesia PreOp Eval**

Respiratory Rate		16	
Blood Pressure		112/50 L	
Pulse Oximetry		100	
O2 Delivery		Room Air	

	10/24/22 23:59	10/24/22 23:59	10/25/22 04:00
Temperature		97.5 F L	97.4 F L
Pulse Rate	63	60	62
Respiratory Rate		16	16
Blood Pressure		129/60 H	132/63 H
Pulse Oximetry		98	98
O2 Delivery		Room Air	Room Air

	10/25/22 04:00	10/25/22 08:00	10/25/22 12:00
Temperature		96.3 F L	97.3 F L
Pulse Rate	66	76	64
Respiratory Rate		18	18
Blood Pressure		123/61 H	109/69
Pulse Oximetry		98	97
O2 Delivery		Room Air	Room Air

	10/25/22 08:00	10/25/22 12:00	10/25/22 16:00
Temperature			97.2 F L
Pulse Rate	71	67	79
Respiratory Rate			18
Blood Pressure			120/50 L
Pulse Oximetry			100
O2 Delivery			Room Air

	10/25/22 16:00	10/25/22 20:00	10/25/22 20:00
Temperature		98.0 F	
Pulse Rate	76	65	86
Respiratory Rate		18	
Blood Pressure		99/54 L	
Pulse Oximetry		98	
O2 Delivery		Room Air	

	10/25/22 23:59	10/25/22 23:59	10/26/22 04:00
Temperature		97.6 F	97.6 F
Pulse Rate	78	64	64
Respiratory Rate		18	18
Blood Pressure		100/60	100/60
Pulse Oximetry		98	98
O2 Delivery		Room Air	Room Air

Emanate Health Queen of the Valley Hospital

Patient: Lyons, Kathleen A **Date of Birth:** 07/13/1961

Med/Rec Number: MR01483046 **Account Number:** QH0054940416 **Anesthesia PreOp Eval**

	10/26/22 04:00	10/26/22 08:00	10/26/22 08:00
Temperature			96.8 F L
Pulse Rate	64	74	69
Respiratory Rate			20
Blood Pressure			122/56 H
Pulse Oximetry			100
O2 Delivery			Room Air

	10/26/22 12:00
Temperature	97.8 F
Pulse Rate	63
Respiratory Rate	20
Blood Pressure	126/58 H
Pulse Oximetry	96
O2 Delivery	Room Air

Heart: Regular rate and rhythm and S1, S2 heard, no S3
 Lungs: CTA bilaterally
 Mallampatti Class: 3
 Mental Status: Alert and oriented x3
 Dental Exam: Intact
 Carotid Bruits: No

Laboratory

Laboratory

Laboratory:

CBC and BMP

	10/24/22 16:49	10/24/22 20:22	10/25/22 04:56
WBC			
RBC			
Hgb			
Hct			
MCV			
MCH			
MCHC			
RDW Coeff of Var			
Plt Count			
MPV			
Neut % (Auto)			
Lymph % (Auto)			
Mono % (Auto)			
Eos % (Auto)			
Baso % (Auto)			
Neut # (Auto)			
Lymph # (Auto)			

Emanate Health Queen of the Valley Hospital

Patient: Lyons, Kathleen A **Date of Birth:** 07/13/1961

Med/Rec Number: MR01483046 **Account Number:** QH0054940416 **Anesthesia PreOp Eval**

Mono # (Auto)			
Eos # (Auto)			
Baso # (Auto)			
Platelet Evaluation			
RBC Morphology			
Sodium			
Potassium			
Chloride			
Carbon Dioxide			
Anion Gap			
BUN			
Creatinine			
Estimated GFR			
Glucose			
POC Glucose	189 H	182 H	
Hemoglobin A1c			7.9 H
Calcium			
Phosphorus			
Magnesium			

	10/25/22 04:56	10/25/22 04:56	10/25/22 07:43
WBC	10.4 H		
RBC	4.4		
Hgb	13.4		
Hct	40.1		
MCV	91.0		
MCH	30.5		
MCHC	33.5		
RDW Coeff of Var	13.4		
Plt Count	214		
MPV	9.6		
Neut % (Auto)	69.1		
Lymph % (Auto)	22.1		
Mono % (Auto)	5.6		
Eos % (Auto)	2.8		
Baso % (Auto)	0.4		
Neut # (Auto)	7.2 H		
Lymph # (Auto)	2.3		
Mono # (Auto)	0.6		
Eos # (Auto)	0.3		
Baso # (Auto)	0.00 L		
Platelet Evaluation	Adequate		
RBC Morphology	Normal		
Sodium		137	
Potassium		4.1	
Chloride		105	
Carbon Dioxide		26	
Anion Gap		10	
BUN		13	

Emanate Health Queen of the Valley Hospital

Patient: Lyons, Kathleen A **Date of Birth:** 07/13/1961

Med/Rec Number: MR01483046 **Account Number:** QH0054940416 **Anesthesia PreOp Eval**

Creatinine		0.87	
Estimated GFR		> 60	
Glucose		174 H	
POC Glucose			243 H
Hemoglobin A1c			
Calcium		8.8	
Phosphorus		4.3	
Magnesium		2.0	

	10/25/22 12:32	10/25/22 17:51	10/25/22 20:44
WBC			
RBC			
Hgb			
Hct			
MCV			
MCH			
MCHC			
RDW Coeff of Var			
Plt Count			
MPV			
Neut % (Auto)			
Lymph % (Auto)			
Mono % (Auto)			
Eos % (Auto)			
Baso % (Auto)			
Neut # (Auto)			
Lymph # (Auto)			
Mono # (Auto)			
Eos # (Auto)			
Baso # (Auto)			
Platelet Evaluation			
RBC Morphology			
Sodium			
Potassium			
Chloride			
Carbon Dioxide			
Anion Gap			
BUN			
Creatinine			
Estimated GFR			
Glucose			
POC Glucose	190 H	179 H	85
Hemoglobin A1c			
Calcium			
Phosphorus			
Magnesium			

	10/26/22 05:18	10/26/22 05:18	10/26/22 07:53

Emanate Health Queen of the Valley Hospital

Patient: Lyons, Kathleen A **Date of Birth:** 07/13/1961

Med/Rec Number: MR01483046 **Account Number:** QH0054940416 **Anesthesia PreOp Eval**

WBC	7.8 D		
RBC	4.2		
Hgb	13.0		
Hct	37.8		
MCV	90.2		
MCH	31.0		
MCHC	34.4		
RDW Coeff of Var	13.5		
Plt Count	217		
MPV	8.7		
Neut % (Auto)	61.0		
Lymph % (Auto)	29.7		
Mono % (Auto)	5.8		
Eos % (Auto)	2.6		
Baso % (Auto)	0.9		
Neut # (Auto)	4.8		
Lymph # (Auto)	2.3		
Mono # (Auto)	0.5		
Eos # (Auto)	0.2		
Baso # (Auto)	0.10		
Platelet Evaluation			
RBC Morphology			
Sodium		136	
Potassium		4.5	
Chloride		104	
Carbon Dioxide		25	
Anion Gap		12	
BUN		16	
Creatinine		0.93	
Estimated GFR		> 60	
Glucose		267 H	
POC Glucose			260 H
Hemoglobin A1c			
Calcium		8.7	
Phosphorus		3.8	
Magnesium		1.8	

	10/26/22 11:07
WBC	
RBC	
Hgb	
Hct	
MCV	
MCH	
MCHC	
RDW Coeff of Var	
Plt Count	
MPV	
Neut % (Auto)	

Emanate Health Queen of the Valley Hospital

Patient: Lyons, Kathleen A **Date of Birth:** 07/13/1961

Med/Rec Number: MR01483046 **Account Number:** QH0054940416 **Anesthesia PreOp Eval**

Lymph % (Auto)	
Mono % (Auto)	
Eos % (Auto)	
Baso % (Auto)	
Neut # (Auto)	
Lymph # (Auto)	
Mono # (Auto)	
Eos # (Auto)	
Baso # (Auto)	
Platelet Evaluation	
RBC Morphology	
Sodium	
Potassium	
Chloride	
Carbon Dioxide	
Anion Gap	
BUN	
Creatinine	
Estimated GFR	
Glucose	
POC Glucose	275 H
Hemoglobin A1c	
Calcium	
Phosphorus	
Magnesium	

Coagulation Studies

PT	10.3 Sec (9.5-11.5)	10/25/22 04:56
INR	1.00 (0.90-1.10)	10/25/22 04:56

Images:

Chest X-Ray 10/25/22 17:47

Impression:

No acute cardiopulmonary abnormality.

If you are a provider and would like to contact the interpreting physician or one of the staff members, please call (626) 244-8200. For patients who have questions in regard to this examination, please contact your referring doctor directly.

NSQIP

NSQIP

Surgical Risk Factors:

Pulmonary Complication Risk Level:

Renal Complication Risk Level:

Impaired Sensorium (Actively Confused or Delirious)		P
Hx CHF		R&P
Hx hypertension:		R
Hx Ischemic Heart Disease:		R
COPD:		P
Pulmonary HTN:		P
Hx of DM or new Diabetic:		R
Hx Peripheral Vascular Disease:		R
Current Infection:		R&P
Renal Insufficiency/Renal Failure:	/	R
Hx Liver Disease (Cirrhosis):		R
Smoking status:		P
High Risk Surgery or >2 hour surgery:		R&P
High Risk Surgeries:		R&P
ACE inhibitors:		R
ARB:		R
NSAIDS:		R
Antibiotics:		R
Diuretics:		R
Metformin:		R
Radiographic contrast dye:		R
Albumin level <3.0		R&P
Sodium (Na) level > 145:		R
Creatinine Level 1:		R
Creatinine Level 2:		R
Two Cr level increase > 30% or One CR level of >1.5:		R
BMI:		R
BMI > 32:		R
Hx or Apnea: _ _ _ _ _		P

Emanate Health Queen of the Valley Hospital

Patient: Lyons, Kathleen A **Date of Birth:** 07/13/1961

Med/Rec Number: MR01483046 **Account Number:** QH0054940416 **Anesthesia PreOp Eval**

Snore loudly that can be heard through closed doors	P
Often tired, fatigued or sleepy during daytime	P
Anyone observed you stop breathing during sleep?	P
Neck circumference: Male >17in, Female > 16in?	P
Obstructive Sleep Apnea: Male gender	P

Intervention: No Intervention Needed

PreOp Plan

PreOp Plan

ASA: 4

General Anesthesia: Yes

NPO Solids: > 8 hours

Informed Consent:

Patient identified, consent verified, chart reviewed, condition unchanged. Appropriate to proceed with planned anesthetic. Anesthetic alternatives and risks ranging from tooth damage to life threatening events have been explained and patient agrees to proceed.

Documented By: Chao, Fu M.D.

Signed By:

<Electronically signed by Fu Chao M.D.>

10/26/22 1429

Emanate Health
Queen of the Valley Hospital
1115 S. Sunset Ave
West Covina, CA 91790

Operative Report

Patient: Lyons, Kathleen A
Med/Rec Number: MR01483046
Account Number: QH0054940416
Date of Birth: 07/13/1961

Rpt Mne: ESOR
Rpt Num: 1109-01265
Prov Mne: MAGA
Cosign Mne:

Provider:
Maglunog, Alexander A M.D.

DATE OF OPERATION: 11/09/2022

SURGEON: Alexander A Maglunog, MD

ANESTHESIOLOGIST: David Cho-Ying Wu, MD

ASSISTANT:

PREOPERATIVE DIAGNOSIS: Respiratory failure.

POSTOPERATIVE DIAGNOSIS: Respiratory failure.

PROCEDURE PERFORMED: Tracheostomy.

ESTIMATED BLOOD LOSS: Minimal.

DRAINS: None.

INDICATIONS FOR THE OPERATIVE PROCEDURE: The patient is a 61-year-old female who developed respiratory failure following neurosurgical procedure. She cannot be weaned off the ventilator, and therefore tracheostomy is indicated. Informed consent was obtained from the patient's sister and brother over the telephone.

DETAILS OF THE OPERATIVE PROCEDURE: Under satisfactory general anesthesia with the patient in supine position and a roll under the shoulder, the neck was prepared and draped in the usual sterile fashion.

The procedure was approached by a low-collar transverse cervical incision 1 fingerbreadth above the suprasternal notch. This was carried down from the skin and subcutaneous tissue, up to the point where the deep cervical fascia was encountered. Subplatysmal flap was created both superiorly and inferiorly towards the thyroid cartilage above, and towards the suprasternal notch below. The deep cervical fascia and strap muscles were divided in the midline, this basically exposes the thyroid isthmus. The thyroid isthmus was then dissected from the trachea posteriorly and divided using Harmonic scalpel. A cricoid hook was placed and retracted cephalad. The endotracheal tube balloon was deflated, and an inverted U-flap was created over the 2nd tracheal ring. The opening was dilated and the endotracheal tube was withdrawn proximal to the opening and a size 8 XLT tracheostomy tube was inserted without difficulty. There is end-tidal CO2 and no air leak when connected to the ventilator. The tracheostomy tube was anchored into place using 0 silk suture. A chest x-ray will be taken to confirm position.

Emanate Health
Queen of the Valley Hospital
1115 S. Sunset Ave
West Covina, CA 91790

Operative Report

Patient: Lyons, Kathleen A
Med/Rec Number: MR01483046
Account Number: QH0054940416
Date of Birth: 07/13/1961

Rpt Mne: ESOR
Rpt Num: 1109-01265
Prov Mne: MAGA
Cosign Mne:

Provider:
Maglunog, Alexander A M.D.

Alexander A Maglunog, MD

OR/273194
D: 11/09/2022 12:12:55
T: 11/09/2022 13:45:53
Confirmation#: 13113
cc: Alexander A Maglunog, MD

Dictated By: Maglunog, Alexander A M.D.

Signed By:
<Electronically signed by Alexander A Maglunog M.D.>

11/11/22 1342

Emanate Health
Queen of the Valley Hospital
1115 S. Sunset Ave
West Covina, CA 91790

Neurosurgical - Operative Rpt

Patient: Lyons, Kathleen A
Med/Rec Number: MR01483046
Account Number: QH0054940416
Date of Birth: 07/13/1961

Rpt Mne: PE.OPNS
Rpt Num: 1123-00371
Prov Mne: YEDONAL
Cosign Mne:
Note Started: 11/23/22 0925

Provider:
Ye, Donald

Date: 11/23/22

cc:

Operative Report

Date of Operation: 11/23/22
Pre-op diagnosis: Hydrocephalus, colloid cyst
Post-op diagnosis: same
Operation Performed:
Right frontal ventriculoperitoneal shunt placement
Surgeon: Ye, Donald
Anesthesiologist: Gunawardana, Rajah, MD
Anesthesia: GETA

Findings:

Right frontal ventriculoperitoneal shunt. Low pressure CSF egress. Pink blood tinged.

Details of Procedure:

Ms. Lyons is a 61-year old woman who presents with colloid cyst s/p endoscopic resection complicated by brainstem injury and intraventricular hemorrhage. She had an external ventricular drain that was unable to be weaned without recurrent hydrocephalus so decision was made to internalize into a ventriculoperitoneal shunt. Risks, benefits, and alternatives were discussed with her brother and sister and they understood the need for the shunt and wished to proceed.

She was brought to the operating room and her tracheostomy was connected to the anesthesia machine. She was positioned supine on the surgical table with her head on a gel donut, gently turned to her left. The hair was shaved over the ventricular entry site and behind the ear and a linear incision was marked over the abdomen approximately 1 cm superior and lateral to the umbilicus. The external ventricular drain was removed from the tunneled exit site. After cleaning with betadine and Chloroprep scrub, the surgical site was draped in a sterile fashion. A surgical time out was performed confirming the procedure as consented.

Initial attention was paid to the abdominal site where the incision was infiltrated with 1% lidocaine with epinephrine. After opening the incision with a 10 blade knife, the surgical cavity was deepened with a Bovie cautery through the abdominal fat until the superficial rectus sheath could be visualized. A linear incision was made through the rectus sheath to expose the underlying muscle. This was then bluntly separated with two straight hemostats until the deep rectus sheath could be visualized. This was secured with two hemostats to ensure that there was no underlying bowel content and then opened sharply with a Metzenbaum scissor. Then the underlying parietal peritoneum was secured with two hemostats to ensure the absence of bowel content and subsequently opened sharply with Metzenbaum scissors. Underlying omentum could be visualized and the peritoneal space was palpated with a Penfield 4 elevator to ensure adequate space for the peritoneal catheter. The opening was then

Emanate Health Queen of the Valley Hospital

Patient: Lyons, Kathleen A **Date of Birth:** 07/13/1961

Med/Rec Number: MR01483046 **Account Number:** QH0054940416 **Neurosurgical - Operative Rpt**

loosely sutured with a 4-0 Vicryl in a pursestring fashion.

At this point, then scalp incision was opened with an extension of her previous incision in a curvilinear fashion. The galeal was dissected with a tonsillar hemostat and a pocket was created for the shunt valve. A stab incision was then made behind the ear and a heavy silk tie was pulled from the stab incision up to the scalp incision to allow passage of the peritoneal catheter. From the stab incision, a 60cm disposable shunt passer was used to gently dissect the subdermal layer from the ear above the sternal notch down the midline to the abdominal incision. Once the distal end could be visualized and pulled through, the distal catheter was then secured to the heavy silk tie and pulled from the scalp incision to the proximal end of the shunt passer and attached to the inner cannula and pulled down to the abdomen. The shunt passer was then pulled down and removed from the distal end. The shunt valve was set at 0.5 prior to the start of the procedure and secured to the proximal end of the peritoneal catheter and secured with 2-0 Silk. This was kept sterile within an antibiotic soaked laparotomy sponge.

Next, the proximal catheter was reintroduced into the same burrhole used for her external drain and softly passed along the same trajectory to a depth of 6.5cm. Unfortunately, there was little to no CSF egress and the shunt valve did not fill when attached. A subsequent pass with the trochar was made in a standard trajectory towards the foramen of Monro from Kocher's point, angling towards the ipsilateral medial canthus and tragus. There was a slow egress of pink, blood tinged CSF and when irrigated and attached to the valve, filled slowly. This was then secured in position with a right angle insert and tied to the shunt valve with 2-0 silk. The shunt was then pulled into position into the galeal pocket and the remainder of the peritoneal catheter was pulled down to the abdomen. The abdominal portion was then placed into the previously opened incision and secured in place with 4-0 Vicryl. The rectus sheath was closed with 2-0 vicryl in an interrupted fashion and the surgical cavity was generously irrigated with antibiotic impregnated solution. The dermis was then closed with 2-0 Vicryl followed by 4-0 monocryl in a subcuticular fashion. The scalp incision was closed with 2-0 Vicryl in the galea followed by a running 4-0 monocryl on the skin.

The patient was then returned to her bed and recovered in the ICU at her preoperative condition.

Implants:

Strata II NSC valve set to 0.5, ARES antibacterial proximal and distal peritoneal catheter.

Estimated blood loss (mL): 10

Complications: No

Type of Specimen (removed tissue or other): None

Condition: critical

Disposition: ICU

Indications:

Hydrocephalus, obstructive

Documented By: Ye, Donald

Signed By:

<Electronically signed by Donald Ye >

11/23/22 0952

Emanate Health
Queen of the Valley Hospital
1115 S. Sunset Ave
West Covina, CA 91790

GI - Procedure Note

Patient: Lyons, Kathleen A
Med/Rec Number: MR01483046
Account Number: QH0054940416
Date of Birth: 07/13/1961

Rpt Mne: PE.GIPROC2
Rpt Num: 1110-01271
Prov Mne: SHAANK
Cosign Mne:
Note Started: 11/10/22 1428

Provider:
Sharma, Ankush M.D.

Date: 11/10/22

cc:

Procedure Note

Date of procedure: 11/10/22

Procedure Performed:

egd with peg tube

Pre-op diagnosis: Dysphagia

Post-op diagnosis: Successful 20F G tube placement

Surgeon: Sharma, Ankush, MD

Details of Procedure:

Indication: 61 yo male with ongoing dysphagia mainly because of complications of ICH

Sedation: Fentanyl 25mcg, Versed 1 mg, sedation time of 20 minutes

Consent: Informed consent was obtained from the patient and family after explaining the risk benefits and alternatives to the procedure which were understood and so stated

EGD with PEG tube placement: While the patient was in a supine position a GIF H1 90 scope was introduced through the patient's mouth and advanced under direct visualization into the esophagus into the stomach and up to the second portion of the duodenum. Here the scope was withdrawn carefully examining the color texture and anatomy of the mucosa. The D1 and D2 portions appeared normal. The scope was brought back to the gastric body where retroflexion was performed which was normal. The scope was then straightened forward and further attention is paid to the antrum. Then using manipulation on the outside of the abdominal wall an appropriate spot was identified which was then sterilely draped on the outside of the abdominal wall. 10 cc of lidocaine was then injected subcutaneously and into the tract which was confirmed by endoscopic visualization. A small 5 mm incision was made with a scalpel through which a trocar was then placed. A guidewire was then advanced through the trocar and snared by the endoscope and then brought out the mouth. A 20 French G-tube was then attached to the end of the guidewire and then brought out the stomach at the appropriate 3 cm position. This was then confirmed endoscopically. The stomach was decompressed the scope was brought back to the esophagus which appeared normal. The patient tolerated this procedure well

Recommendations

1. Okay to use G-tube in 4 hours for meds and feedings per dietary recommendations
2. Free water flushes with 50 cc of sterile water every 8 hours
3. Check gastric residuals every 8 hours and hold if greater than 100 cc

Emanate Health Queen of the Valley Hospital
Patient: Lyons, Kathleen A **Date of Birth:** 07/13/1961
Med/Rec Number: MR01483046 **Account Number:** QH0054940416 **GI - Procedure Note**

4. Abdominal Binder

Thank you for allowing us participate in this patient's care

Prosthetic devices/implants used: Yes
Describe prosthetic devices/implants used:
g tube
Estimated blood loss (mL): 2
Type of Specimen (removed tissue or other): None
Specimen sent to Lab/Pathology?: n/a
Post Procedure/Sedation Complications (Describe): No
Disposition: ICU
Condition of patient at conclusion: Stable
Patient tolerated procedure well.: Yes
Vital signs stable: Yes
Patient able to maintain airway: Yes

Documented By: Sharma, Ankush M.D.

Signed By:
<Electronically signed by Ankush Sharma M.D.>

11/10/22 1430

Emanate Health
Queen of the Valley Hospital
1115 S. Sunset Ave
West Covina, CA 91790

Neurosurgical - Operative Rpt

Patient: Lyons, Kathleen A
Med/Rec Number: MR01483046
Account Number: QH0054940416
Date of Birth: 07/13/1961

Rpt Mne: PE.OPNS
Rpt Num: 1026-02023
Prov Mne: YEDONAL
Cosign Mne:
Note Started: 10/26/22 2309

Provider:
Ye, Donald

Date: 10/26/22

cc:

Operative Report

Date of Operation: 10/26/22

Pre-op diagnosis: Third ventricular colloid cyst, obstructive hydrocephalus

Post-op diagnosis: same

Operation Performed:

Right frontal endoscopic transventricular resection of colloid cyst, placement of external ventricular drain, stereotactic navigation

Surgeon: Ye, Donald

Assistant: Ball, Benjamin

Anesthesiologist: Chao, Fu, MD

Anesthesia: GETA

Findings:

Third ventricular colloid cyst at the roof of the third ventricular with lateral walls projecting into the foramen of Monro. Moderate vascularity along the cyst wall adjoining septal vein resulting in intraventricular hemorrhage.

Details of Procedure:

Ms. Lyons is a 61 year old woman who presents with anterograde amnesia and mild confusion secondary to partially obstructive hydrocephalus due to a third ventricular cystic structure, likely colloid cyst. Given these findings, it was recommended she undergo resection of the colloid cyst with possible external ventricular drain placement. Risks, benefits, and alternatives of the procedure were discussed with her and her family due to her memory issues and they wished to proceed.

She was brought to the operating room and intubated in a standard fashion. She was placed into a Mayfield head holder and affixed to the surgical bed in a straight supine position with the end gently translated forward and flexed. At this point, her head was registered to a previously obtained MRI Brain using the Stealth navigation system. A point was marked at Kocher's point 10 cm posterior and lateral to nasion over the right midpupillary line. A trajectory towards the foramen of Monro was then approximated using the navigation system. Her hair was shaved around the incision and the area was cleaned with DuraPrep. After sterile draping, a surgical timeout was performed.

The incision was opened with a 10 blade knife and carried down to the skull. The periosteum was gently mobilized off the skull with a Penfield 1 elevator. A small burrhole was created with a 3mm match head drill bit on a high speed Midas Rex drill until the dura was visualize. The inner table was then undermined with a 3mm Kerrison rongeur and the dura was opened with a 15-blade knife and bovie cautery. At this point a blunt vascular sheath was introduced along the premeasured trajectory until brisk CSF flow was returned. The inner style was removed and the peel-away sheath was

Emanate Health Queen of the Valley Hospital
Patient: Lyons, Kathleen A **Date of Birth:** 07/13/1961

Med/Rec Number: MR01483046 **Account Number:** QH0054940416 **Neurosurgical - Operative Rpt**

lowered and secure to the scalp until the distal edge was in line with the ependymal wall. At this point a pediatric 0 degree rigid endoscope was introduced into the sheath allowing for visualization of the right lateral ventricle. The septal vein and choroid plexus could be seen with the lateral wall of the colloid cyst emerging from the foramen of Monro. The wall of colloid cyst was cauterized with an endoscopic Bugbee wire and opened sharply with a curved scissor. At this point, proteinaceous cyst content began to spill out into the ventricular space. A small portion was grasped with a small cup rongeur and sent for pathology. A NICO Myriad side cutting aspirator was then introduced into the main working channel of the endoscope and began to morselize the side wall and contents of the colloid cyst. However, after a portion was resected, there was noted brisk bleeding from the third ventricle, likely from choroid plexus vessels or a branch of the septal vein. Although copious irrigation and tamponade with the tip of the endoscope was attempted, there persisted a generous slow bleeding that obscured adequate visualize around the cyst capsule. Despite multiple attempts at cautery, it was unable to adequately visualize the interface between colloid cyst and ventricular wall. A septum pellucidotomy was then performed to access the left lateral ventricle. Although there was less clot, it was still unable to adequately visualize the entire of the colloid cyst. After another 30-45 minutes of meticulous irrigation and tamponade, the residual bleeding seemed to arise from the ependymal edge.

A right frontal ventricular drain was left along the surgical tract and tunneled out of the scalp in a posteromedial direction. The burrhole was filled with fibrillar surgical and closed with 2-0 Vicryl followed by running 4-0 monocryl. The drain was secured with staples.

After removing the surgical drapes, inspection of her pupils revealed an irregular and asymmetric left pupil. At this point, she was kept intubated and taken for an immediate post-operative CT scan which revealed extensive intraventricular hemorrhage and likely injury of the left upper midbrain likely during the attempts at hemostasis. She was kept intubated and taken to the ICU for emergence and further neurological assessment.

Estimated blood loss (mL): 200

Complications: Yes

Describe complications (if any):

Intraventricular hemorrhage with layering along choroid plexus, likely oculomotor nucleus injury

Type of Specimen (removed tissue or other): Third ventricular tumor

Condition: critical

Disposition: ICU

Indications:

Obstructive hydrocephalus, third ventricular tumor, risk of sudden death

Documented By: Ye, Donald

Signed By:

<Electronically signed by Donald Ye >

10/26/22 2331

Emanate Health
Queen of the Valley Hospital
1115 S. Sunset Ave
West Covina, CA 91790

General Surg Immediate Post Op

Patient: Lyons, Kathleen A
Med/Rec Number: MR01483046
Account Number: QH0054940416
Date of Birth: 07/13/1961

Rpt Mne: PE.IPOGS
Rpt Num: 1109-00930
Prov Mne: MAGA
Cosign Mne:
Note Started: 11/09/22 1204

Provider:
Maglunog, Alexander A M.D.

Date: 11/09/22

cc:

Operative Report

Date of Operation: 11/09/22
Pre-op diagnosis: Respiratory failure
Post-op diagnosis: same
Operation Performed:
Tracheostomy
Surgeon: Maglunog, Alexander A, MD
Anesthesiologist: Wu, Cho-Ying David, MD
Anesthesia: GETA
Estimated blood loss (mL): 2
Complications: No
Type of Specimen (removed tissue or other): None
Condition: critical
Disposition: PACU
Findings:
Calcified tracheal ring
Wound Classification: Clean/Contaminated

Documented By: Maglunog, Alexander A M.D.

Signed By:
<Electronically signed by Alexander A Maglunog M.D.>

11/09/22 1206

Vital Signs (within 30 minutes of Transfer) Time: BP 137/66 P 83 R 16 T 97.9

Patient Condition
 1. Diagnosis: Hydrocephalus 46% PA
 2. Condition: Stable: The patient's emergency medical condition has been stabilized such that within reasonable medical probability, no material deterioration in the condition or expected chances for recovery of the patient are likely to result from or occur during transfer.
 Other: (See Physician Certification for Transfer)
 3. Medical Hx: _____
 4. Known Allergies: _____
 5. Isolation: None MRSA VRE C. Diff. Other: _____ Contact Droplet Airborne
 Patient Assessment upon transfer: _____
 6. Family/Next of Kin notified _____ by _____ Date/Time: _____

Transport Personnel EMT Paramedic FIRST MED **Hospital Personnel** RN _____
 NICU Transport Team MD _____
 Other _____ Other _____



Transport Reason
 Capacity - No Beds Requires NICU services
 Payor Request Requires Services not available at Hospital (Explain) NSU
 Patient Request Other _____
 Personal MD Request _____
 Other _____

Patient Records Sent: H&P Progress Notes Consult Notes MD Orders Transfer Orders Nursing Notes
 X-Rays Lab Results EKG's Registration Info. Insurance Status: _____
Consents
 Acknowledgment of Transfer
 MD Certification for Transfer
 Patient Initiated Transfer
 Consent to Refuse Treatment
 Patient Valuables Sent with Patient: _____

Transferring Facility
 Physician: N. H. Hara, Michi Phone: (626) 857-3171 Unit: OB M/B NICU PEDS Other _____
 Med Surg ED Critical Care DOU

Follow-up required
 Newborn genetic screening Other _____
 Newborn hearing screening _____

Receiving Facility Information Name of Facility: QVH
 Receiving Physician Name: Onjekwije Phone: _____
 Acceptance taken by: _____ Receiving unit given report: Yes Time: _____
 Authorization #: 206B Given to: Sammy
 Receiving unit/bed: 206B Name: Sammy Unit: NSU 206B
 Given by: _____ Title: RN
 Title/Position: _____ Transfer: Date: 10/18/22 Time: 217

PHYSICIAN SIGNATURE 	DATE <u>10/18/22</u>	RN SIGNATURE 	DATE <u>10/18/22</u>
	TIME <u>2117</u>		TIME <u>2117</u>



Patient Information
 Patient Name: Lyons, Kathleen A
 Unit: DOB: 07/13/1961 61Y - F
 Acct#: FH0127906143 MRN#: MR01483046
 D.O. Adm/Svc: 10/17/2022 Loc: FED F.ARE - 0
 Att: Garcia, Miguel



Lyons, Kathleen A
 MR01483046
 QH0054940416



White - Transferring Records Yellow - Hospital Pink - Transferring Agency Green - Patient/Parent

PATIENT TRANSFER ACKNOWLEDGMENT

I understand that I have a right to receive medical screening, examination and evaluation by a physician or other appropriate personnel, without regard to my ability to pay, prior to any transfer from this hospital and that I have the right to be informed of the reasons for any transfer. I acknowledge that I have received medical screening, examination and evaluation by a physician or other personnel and that I have been informed of the reasons for my transfer both orally and in writing as indicated by the attached Certification.

Patient or Legal Representative: [Signature] Relationship, if other than patient: 10/18/22 2120
Witness: _____ Date: _____ Time: _____

PATIENT INITIATED TRANSFER OR DISCHARGE

Reason for request: _____
I understand that I have been offered medical evaluation and stabilizing treatment for any emergency medical condition I may be found to have. I have been informed of the risks and consequences potentially involved in the transfer or discharge, the risks and benefits of continuing treatment at this hospital, and the risks and benefits of alternatives (if any) to the transfer or discharge I am requesting. I hereby release the attending physician, any other physician involved in the patient's care and the hospital, its agents or employees, from all responsibility for any ill effects which may result from the transfer or discharge.

Risks of being transported to _____ include that the patient will be without the availability of physician, nurse, RT, equipment, (other) _____ to intervene on your behalf in the event of deterioration in physical condition during transport. Possible transport to another undesignated facility may occur in the event that the patient's condition deteriorates.
 Other: _____
Physician Signature: _____

Patient or Legal Representative: _____ Relationship, if other than patient: _____
Witness: _____ Date: _____ Time: _____

PHYSICIAN CERTIFICATION FOR TRANSFER

Based on the examination of the patient and the information available to me at this time, I have concluded that the medical benefits reasonably expected from the provision of appropriate medical treatment at another facility outweigh the risks to the patient and, if the patient is a pregnant woman, to her unborn child:

Risks of staying include an understanding that the hospital does not offer specialized personnel, services, and/or equipment to improve the current condition. This includes: _____
 Risks of being transported to _____ include that the patient will be without the availability of physician, nurse, RT, equipment, (other) _____ to intervene on your behalf in the event of deterioration in physical condition during transport. Possible transport to another undesignated facility may occur in the event that the patient's condition deteriorates. Delays in care may occur related to traffic, accidents, equipment failure in route.
Other: _____
 Benefits of being transported to _____ include that the patient will have access to specialized personnel, services, and/or equipment to improve the current condition, which are not available at FPH.
Other: _____

Physician Signature: [Signature]
Name of physician at receiving facility consenting to transfer: Onyekwuluje
Patient or Legal Representative: _____ Relationship, if other than patient: _____
Witness: _____ Date: 10/18/22 Time: 2120



TRANSFER CONSENT FORM



XFR

Lyons, Kathleen A
MR01483046
QH0054940416



White - Chart

Yellow - Transferring Records

Patient Information

Lyons, Kathleen A
DOB: 07/13/1961 61Y - F
Acct#: FH0127906143 MRN#: MR01483046
Adm/Svc: 10/17/2022 Loc: FED F.ARE--0
Att: Garcia, Miguel





Lyons, Kathleen A **Location:** Q 1 Intensive Care Unit **Room-Bed:** QI007-A
Facility: Queen of the Valley Hospital **Med Rec Num:** MR01483046 **Visit:** QH0054940416
 61 F 07/13/1961
Attending: Tsang Lau **Reg Date:** 10/18/22
Reason: Hydrocephalus

Vital Signs

Critical Care Vital Signs Start: 10/26/22 21:20
 Freq: Q2HR Status: Discharge
 Protocol:

Activity Type Recorded Client	Activity Date Recorded	Activity User Recorded By	E-sign	Co-sign	Detail
Document	10/26/22 20:16	XD			
Desktop	10/26/22 23:02	XD			
Document	10/26/22 20:31	XD			
Desktop	10/26/22 23:02	XD			
Document	10/26/22 20:39	XD			
Desktop	10/26/22 23:02	XD			
Document	10/26/22 20:46	XD			
Desktop	10/26/22 23:02	XD			
Document	10/26/22 21:00	XD			
Desktop	10/26/22 23:02	XD			
Document	10/26/22 21:15	XD			
Desktop	10/26/22 23:02	XD			
Document	10/26/22 21:29	XD			
Desktop	10/26/22 23:02	XD			
Document	10/26/22 21:30	XD			
Desktop	10/26/22 23:02	XD			
Document	10/26/22 21:45	XD			
Desktop	10/26/22 23:02	XD			
Document	10/26/22 22:00	XD			
Desktop	10/26/22 23:02	XD			
Document	10/26/22 22:15	XD			
Desktop	10/26/22 23:02	XD			
Document	10/26/22 22:30	XD			
Desktop	10/26/22 23:02	XD			
Document	10/26/22 22:45	XD			
Desktop	10/26/22 23:02	XD			
Document	10/26/22 23:00	XD			
Desktop	10/27/22 00:30	XD			
Document	10/26/22 23:15	XD			
Desktop	10/27/22 00:30	XD			

Iyons, Kathleen A **Location:** Q 1 Intensive Care Unit **Room-Bed:** QI007-A
Facility: Queen of the Valley Hospital **Med Rec Num:** MR01483046 **Visit:** QH0054940416
 61 F 07/13/1961

Vital Signs - Continued

Document	10/26/22 23:30	XD				
Desktop	10/27/22 00:30	XD				
Document	10/26/22 23:45	XD				
Desktop	10/27/22 00:30	XD				
Document	10/27/22 00:00	XD				
Desktop	10/27/22 00:30	XD				
Document	10/27/22 00:15	XD				
Desktop	10/27/22 00:30	XD				
Document	10/27/22 00:30	XD				
Desktop	10/27/22 01:16	XD				
Document	10/27/22 00:45	XD				
Desktop	10/27/22 01:16	XD				
Document	10/27/22 01:00	XD				
Desktop	10/27/22 01:16	XD				
Document	10/27/22 01:15	XD				
Desktop	10/27/22 02:20	XD				
Document	10/27/22 01:30	XD				
Desktop	10/27/22 02:20	XD				
Document	10/27/22 01:45	XD				
Desktop	10/27/22 02:20	XD				
Document	10/27/22 02:00	XD				
Desktop	10/27/22 02:20	XD				
Document	10/27/22 02:15	XD				
Desktop	10/27/22 02:20	XD				
Document	10/27/22 02:30	XD				
Desktop	10/27/22 03:27	XD				
Document	10/27/22 02:45	XD				
Desktop	10/27/22 03:27	XD				
Document	10/27/22 03:00	XD				
Desktop	10/27/22 03:27	XD				
Document	10/27/22 03:15	XD				
Desktop	10/27/22 03:27	XD				
Document	10/27/22 03:30	XD				
Desktop	10/27/22 04:28	XD				
Document	10/27/22 03:45	XD				
Desktop	10/27/22 04:28	XD				
Document	10/27/22 04:00	XD				
Desktop	10/27/22 04:28	XD				
Document	10/27/22 04:00	XD				
Desktop	10/29/22 20:26	XD				

Iyons, Kathleen A **Location:** Q 1 Intensive Care Unit **Room-Bed:** QI007-A
Facility: Queen of the Valley Hospital **Med Rec Num:** MR01483046 **Visit:** QH0054940416
 61 F 07/13/1961

Vital Signs - Continued

Document	10/27/22 04:15	XD				
Desktop	10/27/22 04:28	XD				
Document	10/27/22 04:31	XD				
Desktop	10/27/22 06:30	XD				
Document	10/27/22 04:46	XD				
Desktop	10/27/22 06:30	XD				
Document	10/27/22 05:00	XD				
Desktop	10/27/22 06:30	XD				
Document	10/27/22 05:00	XD				
Desktop	10/29/22 20:26	XD				
Document	10/27/22 05:15	XD				
Desktop	10/27/22 06:30	XD				
Document	10/27/22 05:31	XD				
Desktop	10/27/22 06:30	XD				
Document	10/27/22 05:46	XD				
Desktop	10/27/22 06:30	XD				
Document	10/27/22 06:00	XD				
Desktop	10/29/22 20:26	XD				
Document	10/27/22 06:11	XD				
Desktop	10/27/22 06:30	XD				
Document	10/27/22 06:16	XD				
Desktop	10/27/22 06:30	LH				
Document	10/27/22 06:45	LH				
Desktop	10/27/22 10:05	LH				
Document	10/27/22 07:00	LH				
Desktop	10/27/22 10:05	LH				
Document	10/27/22 07:00	XD				
Desktop	10/29/22 20:26	XD				
Document	10/27/22 07:15	LH				
Desktop	10/27/22 10:05	LH				
Document	10/27/22 07:30	LH				
Desktop	10/27/22 10:05	LH				
Document	10/27/22 07:45	LH				
Desktop	10/27/22 10:05	LH				
Document	10/27/22 08:00	LH				
Desktop	10/27/22 10:05	LH				
Document	10/27/22 08:15	LH				
Desktop	10/27/22 10:05	LH				

Iyons, Kathleen A **Location:** Q 1 Intensive Care Unit **Room-Bed:** QI007-A
Facility: Queen of the Valley Hospital **Med Rec Num:** MR01483046 **Visit:** QH0054940416
 61 F 07/13/1961

Vital Signs - Continued

Document	10/27/22 08:30	LH				
Desktop	10/27/22 10:05	LH				
Document	10/27/22 08:45	LH				
Desktop	10/27/22 10:05	LH				
Document	10/27/22 09:00	LH				
Desktop	10/27/22 10:05	LH				
Document	10/27/22 09:15	LH				
Desktop	10/27/22 10:05	LH				
Document	10/27/22 09:30	LH				
Desktop	10/27/22 10:05	LH				
Document	10/27/22 09:45	LH				
Desktop	10/27/22 10:05	LH				
Document	10/27/22 10:00	LH				
Desktop	10/27/22 10:05	LH				
Document	10/27/22 10:15	LH				
Desktop	10/27/22 13:10	LH				
Document	10/27/22 10:30	LH				
Desktop	10/27/22 13:10	LH				
Document	10/27/22 10:45	LH				
Desktop	10/27/22 13:10	LH				
Document	10/27/22 11:00	LH				
Desktop	10/27/22 13:10	LH				
Document	10/27/22 11:15	LH				
Desktop	10/27/22 13:10	LH				
Document	10/27/22 11:30	LH				
Desktop	10/27/22 13:10	LH				
Document	10/27/22 11:45	LH				
Desktop	10/27/22 13:10	LH				
Document	10/27/22 12:00	LH				
Desktop	10/27/22 13:10	LH				
Document	10/27/22 12:15	LH				
Desktop	10/27/22 13:10	LH				
Document	10/27/22 12:30	LH				
Desktop	10/27/22 13:10	LH				
Document	10/27/22 12:45	LH				
Desktop	10/27/22 13:10	LH				
Document	10/27/22 13:00	LH				
Desktop	10/27/22 13:10	LH				
Document	10/27/22 13:15	LH				
Desktop	10/27/22 15:35	LH				

Iyons, Kathleen A **Location:** Q 1 Intensive Care Unit **Room-Bed:** QI007-A
Facility: Queen of the Valley Hospital **Med Rec Num:** MR01483046 **Visit:** QH0054940416
 61 F 07/13/1961

Vital Signs - Continued

Document	10/27/22 13:30	LH				
Desktop	10/27/22 15:35	LH				
Document	10/27/22 13:45	LH				
Desktop	10/27/22 15:35	LH				
Document	10/27/22 14:00	LH				
Desktop	10/27/22 15:35	LH				
Document	10/27/22 14:15	LH				
Desktop	10/27/22 15:35	LH				
Document	10/27/22 14:30	LH				
Desktop	10/27/22 15:35	LH				
Document	10/27/22 14:45	LH				
Desktop	10/27/22 15:35	LH				
Document	10/27/22 15:00	LH				
Desktop	10/27/22 15:35	LH				
Document	10/27/22 15:15	LH				
Desktop	10/27/22 15:35	LH				
Document	10/27/22 15:30	LH				
Desktop	10/27/22 15:35	LH				
Document	10/27/22 15:45	LH				
Desktop	10/27/22 16:29	LH				
Document	10/27/22 16:00	LH				
Desktop	10/27/22 16:29	LH				
Document	10/27/22 16:15	LH				
Desktop	10/27/22 16:29	LH				
Document	10/27/22 16:30	LH				
Desktop	10/27/22 18:12	LH				
Document	10/27/22 16:45	LH				
Desktop	10/27/22 18:12	LH				
Document	10/27/22 17:00	LH				
Desktop	10/27/22 18:12	LH				
Document	10/27/22 17:15	LH				
Desktop	10/27/22 18:12	LH				
Document	10/27/22 17:30	LH				
Desktop	10/27/22 18:12	LH				
Document	10/27/22 17:45	LH				
Desktop	10/27/22 18:12	LH				
Document	10/27/22 18:00	LH				
Desktop	10/27/22 18:12	LH				
Document	10/27/22 18:15	JAB				
Desktop	10/27/22 23:55	JAB				

Iyons, Kathleen A **Location:** Q 1 Intensive Care Unit **Room-Bed:** QI007-A
Facility: Queen of the Valley Hospital **Med Rec Num:** MR01483046 **Visit:** QH0054940416
 61 F 07/13/1961

Vital Signs - Continued

Document	10/27/22 18:30	JAB				
Desktop	10/27/22 23:55	JAB				
Document	10/27/22 18:45	JAB				
Desktop	10/27/22 23:55	JAB				
Document	10/27/22 19:00	JAB				
Desktop	10/27/22 23:55	JAB				
Document	10/27/22 19:15	JAB				
Desktop	10/27/22 23:55	JAB				
Document	10/27/22 19:30	JAB				
Desktop	10/27/22 23:55	JAB				
Document	10/27/22 19:45	JAB				
Desktop	10/27/22 23:55	JAB				
Document	10/27/22 20:00	JAB				
Desktop	10/27/22 23:55	JAB				
Document	10/27/22 20:15	JAB				
Desktop	10/27/22 23:55	JAB				
Document	10/27/22 20:30	JAB				
Desktop	10/27/22 23:55	JAB				
Document	10/27/22 20:45	JAB				
Desktop	10/27/22 23:55	JAB				
Document	10/27/22 21:00	JAB				
Desktop	10/27/22 23:55	JAB				
Document	10/27/22 21:15	JAB				
Desktop	10/27/22 23:55	JAB				
Document	10/27/22 21:30	JAB				
Desktop	10/27/22 23:55	JAB				
Document	10/27/22 21:45	JAB				
Desktop	10/27/22 23:55	JAB				
Document	10/27/22 22:00	JAB				
Desktop	10/27/22 23:55	JAB				
Document	10/27/22 22:15	JAB				
Desktop	10/27/22 23:55	JAB				
Document	10/27/22 22:24	JAB				
Desktop	10/27/22 23:55	JAB				
Document	10/27/22 22:30	JAB				
Desktop	10/27/22 23:55	JAB				
Document	10/27/22 22:45	JAB				
Desktop	10/27/22 23:55	JAB				
Document	10/27/22 23:00	JAB				
Desktop	10/27/22 23:55	JAB				

Lyons, Kathleen A **Location:** Q 1 Intensive Care Unit **Room-Bed:** QI007-A
Facility: Queen of the Valley Hospital **Med Rec Num:** MR01483046 **Visit:** QH0054940416
 61 F 07/13/1961

Vital Signs - Continued

Document	10/27/22 23:15	JAB				
Desktop	10/27/22 23:55	JAB				
Document	10/27/22 23:30	JAB				
Desktop	10/27/22 23:55	JAB				
Document	10/27/22 23:45	JAB				
Desktop	10/27/22 23:55	JAB				
Document	10/28/22 00:00	JAB				
Desktop	10/28/22 00:53	JAB				
Document	10/28/22 00:04	JAB				
Desktop	10/28/22 00:53	JAB				
Document	10/28/22 00:15	JAB				
Desktop	10/28/22 00:53	JAB				
Document	10/28/22 00:30	JAB				
Desktop	10/28/22 00:53	JAB				
Document	10/28/22 00:45	JAB				
Desktop	10/28/22 00:53	JAB				
Document	10/28/22 01:00	JAB				
Desktop	10/28/22 02:50	JAB				
Document	10/28/22 01:15	JAB				
Desktop	10/28/22 02:50	JAB				
Document	10/28/22 01:30	JAB				
Desktop	10/28/22 02:50	JAB				
Document	10/28/22 01:45	JAB				
Desktop	10/28/22 02:50	JAB				
Document	10/28/22 02:00	JAB				
Desktop	10/28/22 02:50	JAB				
Document	10/28/22 02:15	JAB				
Desktop	10/28/22 02:50	JAB				
Document	10/28/22 02:29	JAB				
Desktop	10/28/22 02:50	JAB				
Document	10/28/22 02:30	JAB				
Desktop	10/28/22 02:50	JAB				
Document	10/28/22 02:45	JAB				
Desktop	10/28/22 02:50	JAB				
Document	10/28/22 03:00	JAB				
Desktop	10/28/22 05:26	JAB				
Document	10/28/22 03:15	JAB				
Desktop	10/28/22 05:26	JAB				
Document	10/28/22 03:30	JAB				
Desktop	10/28/22 05:26	JAB				

Iyons, Kathleen A **Location:** Q 1 Intensive Care Unit **Room-Bed:** QI007-A
Facility: Queen of the Valley Hospital **Med Rec Num:** MR01483046 **Visit:** QH0054940416
 61 F 07/13/1961

Vital Signs - Continued

Document	10/28/22 03:45	JAB				
Desktop	10/28/22 05:26	JAB				
Document	10/28/22 04:00	JAB				
Desktop	10/28/22 05:26	JAB				
Document	10/28/22 04:15	JAB				
Desktop	10/28/22 05:26	JAB				
Document	10/28/22 04:30	JAB				
Desktop	10/28/22 05:26	JAB				
Document	10/28/22 04:45	JAB				
Desktop	10/28/22 05:26	JAB				
Document	10/28/22 04:49	JAB				
Desktop	10/28/22 05:26	JAB				
Document	10/28/22 05:00	JAB				
Desktop	10/28/22 05:26	JAB				
Document	10/28/22 05:15	JAB				
Desktop	10/28/22 05:26	JAB				
Document	10/28/22 05:30	JAB				
Desktop	10/28/22 06:37	JAB				
Document	10/28/22 05:45	JAB				
Desktop	10/28/22 06:37	JAB				
Document	10/28/22 06:00	JAB				
Desktop	10/28/22 06:37	JAB				
Document	10/28/22 06:15	JAB				
Desktop	10/28/22 06:37	JAB				
Document	10/28/22 06:30	JAB				
Desktop	10/28/22 06:37	JAB				
Document	10/28/22 06:45	GH				
Other	10/28/22 07:58	GH				
Document	10/28/22 07:00	GH				
Other	10/28/22 07:58	GH				
Document	10/28/22 07:15	GH				
Other	10/28/22 07:58	GH				
Document	10/28/22 07:30	GH				
Other	10/28/22 07:58	GH				
Document	10/28/22 07:45	GH				
Other	10/28/22 07:58	GH				
Document	10/28/22 08:00	GH				
Other	10/28/22 08:06	GH				
Document	10/28/22 08:15	GH				
Other	10/28/22 08:55	GH				

Iyons, Kathleen A **Location:** Q 1 Intensive Care Unit **Room-Bed:** QI007-A
Facility: Queen of the Valley Hospital **Med Rec Num:** MR01483046 **Visit:** QH0054940416
 61 F 07/13/1961

Vital Signs - Continued

Document	10/28/22 08:30	GH				
Other	10/28/22 08:55	GH				
Document	10/28/22 08:45	GH				
Other	10/28/22 08:55	GH				
Document	10/28/22 09:00	GH				
Other	10/28/22 10:04	GH				
Document	10/28/22 09:15	GH				
Other	10/28/22 10:04	GH				
Document	10/28/22 09:30	GH				
Other	10/28/22 10:04	GH				
Document	10/28/22 09:45	GH				
Other	10/28/22 10:04	GH				
Document	10/28/22 10:00	GH				
Other	10/28/22 10:04	GH				
Document	10/28/22 10:15	GH				
Other	10/28/22 13:02	GH				
Document	10/28/22 10:30	GH				
Other	10/28/22 13:02	GH				
Document	10/28/22 10:45	GH				
Other	10/28/22 13:02	GH				
Document	10/28/22 11:00	GH				
Other	10/28/22 13:02	GH				
Document	10/28/22 11:15	GH				
Other	10/28/22 13:02	GH				
Document	10/28/22 11:30	GH				
Other	10/28/22 13:02	GH				
Document	10/28/22 11:45	GH				
Other	10/28/22 13:02	GH				
Document	10/28/22 12:00	GH				
Other	10/28/22 13:02	GH				
Document	10/28/22 12:15	GH				
Other	10/28/22 13:02	GH				
Document	10/28/22 12:30	GH				
Other	10/28/22 13:02	GH				
Document	10/28/22 12:45	GH				
Other	10/28/22 13:02	GH				
Document	10/28/22 13:00	GH				
Other	10/28/22 13:02	GH				
Document	10/28/22 13:15	GH				
Other	10/28/22 14:18	GH				

Lyons, Kathleen A **Location:** Q 1 Intensive Care Unit **Room-Bed:** QI007-A
Facility: Queen of the Valley Hospital **Med Rec Num:** MR01483046 **Visit:** QH0054940416
 61 F 07/13/1961

Vital Signs - Continued

Document	10/28/22	13:30	GH				
Other	10/28/22	14:18	GH				
Document	10/28/22	13:45	GH				
Other	10/28/22	14:18	GH				
Document	10/28/22	14:00	GH				
Other	10/28/22	14:18	GH				
Document	10/28/22	14:15	GH				
Other	10/28/22	14:18	GH				
Document	10/28/22	14:30	GH				
Other	10/28/22	15:01	GH				
Document	10/28/22	14:45	GH				
Other	10/28/22	15:01	GH				
Document	10/28/22	15:00	GH				
Other	10/28/22	15:01	GH				
Document	10/28/22	15:15	GH				
Other	10/28/22	16:08	GH				
Document	10/28/22	15:30	GH				
Other	10/28/22	16:08	GH				
Document	10/28/22	15:45	GH				
Other	10/28/22	16:08	GH				
Document	10/28/22	16:00	GH				
Other	10/28/22	16:08	GH				
Document	10/28/22	16:15	GH				
Other	10/28/22	17:13	GH				
Document	10/28/22	16:30	GH				
Other	10/28/22	17:13	GH				
Document	10/28/22	16:45	GH				
Other	10/28/22	17:13	GH				
Document	10/28/22	17:00	GH				
Other	10/28/22	17:13	GH				
Document	10/28/22	17:15	GH				
Other	10/28/22	18:35	GH				
Document	10/28/22	17:30	GH				
Other	10/28/22	18:35	GH				
Document	10/28/22	17:45	GH				
Other	10/28/22	18:35	GH				
Document	10/28/22	18:00	GH				
Other	10/28/22	18:35	GH				
Document	10/28/22	18:15	GH				
Other	10/28/22	18:35	GH				

Lyons, Kathleen A **Location:** Q 1 Intensive Care Unit **Room-Bed:** QI007-A
Facility: Queen of the Valley Hospital **Med Rec Num:** MR01483046 **Visit:** QH0054940416
 61 F 07/13/1961

Vital Signs - Continued

Document	10/28/22 18:30	GH				
Other	10/28/22 18:35	GH				
Document	10/28/22 18:45	GH				
Other	10/28/22 18:52	GH				
Document	10/28/22 19:00	ML				
Desktop	10/28/22 20:41	ML				
Document	10/28/22 19:15	ML				
Desktop	10/28/22 20:41	ML				
Document	10/28/22 19:30	ML				
Desktop	10/28/22 20:41	ML				
Document	10/28/22 19:45	ML				
Desktop	10/28/22 20:41	ML				
Document	10/28/22 20:00	ML				
Desktop	10/28/22 20:41	ML				
Document	10/28/22 20:15	ML				
Desktop	10/28/22 20:41	ML				
Document	10/28/22 20:30	ML				
Desktop	10/28/22 20:41	ML				
Document	10/28/22 20:45	ML				
Desktop	10/28/22 22:21	ML				
Document	10/28/22 21:00	ML				
Desktop	10/28/22 22:21	ML				
Document	10/28/22 21:15	ML				
Desktop	10/28/22 22:21	ML				
Document	10/28/22 21:30	ML				
Desktop	10/28/22 22:21	ML				
Document	10/28/22 21:45	ML				
Desktop	10/28/22 22:21	ML				
Document	10/28/22 22:00	ML				
Desktop	10/28/22 22:21	ML				
Document	10/28/22 22:15	ML				
Desktop	10/28/22 22:21	ML				
Document	10/28/22 22:30	ML				
Desktop	10/29/22 00:36	ML				
Document	10/28/22 22:45	ML				
Desktop	10/29/22 00:36	ML				
Document	10/28/22 23:00	ML				
Desktop	10/29/22 00:36	ML				
Document	10/28/22 23:15	ML				
Desktop	10/29/22 00:36	ML				

Iyons, Kathleen A **Location:** Q 1 Intensive Care Unit **Room-Bed:** QI007-A
Facility: Queen of the Valley Hospital **Med Rec Num:** MR01483046 **Visit:** QH0054940416
 61 F 07/13/1961

Vital Signs - Continued

Document	10/28/22 23:30	ML				
Desktop	10/29/22 00:36	ML				
Document	10/28/22 23:45	ML				
Desktop	10/29/22 00:36	ML				
Document	10/29/22 00:00	ML				
Desktop	10/29/22 00:36	ML				
Document	10/29/22 00:15	ML				
Desktop	10/29/22 00:36	ML				
Document	10/29/22 00:30	ML				
Desktop	10/29/22 00:36	ML				
Document	10/29/22 01:00	ML				
Desktop	10/29/22 02:46	ML				
Document	10/29/22 01:15	ML				
Desktop	10/29/22 02:46	ML				
Document	10/29/22 01:30	ML				
Desktop	10/29/22 02:46	ML				
Document	10/29/22 01:45	ML				
Desktop	10/29/22 02:46	ML				
Document	10/29/22 02:00	ML				
Desktop	10/29/22 02:46	ML				
Document	10/29/22 02:15	ML				
Desktop	10/29/22 02:46	ML				
Document	10/29/22 02:30	ML				
Desktop	10/29/22 02:46	ML				
Document	10/29/22 02:45	ML				
Desktop	10/29/22 03:52	ML				
Document	10/29/22 03:00	ML				
Desktop	10/29/22 03:52	ML				
Document	10/29/22 03:15	ML				
Desktop	10/29/22 03:52	ML				
Document	10/29/22 03:30	ML				
Desktop	10/29/22 03:52	ML				
Document	10/29/22 03:45	ML				
Desktop	10/29/22 03:52	ML				
Document	10/29/22 04:00	ML				
Desktop	10/29/22 04:56	ML				
Document	10/29/22 04:15	ML				
Desktop	10/29/22 04:56	ML				
Document	10/29/22 04:30	ML				
Desktop	10/29/22 04:56	ML				

Iyons, Kathleen A

Facility: Queen of the Valley Hospital **Location:** Q 1 Intensive Care Unit
 61 F 07/13/1961 **Med Rec Num:** MR01483046

Room-Bed: QI007-A
Visit: QH0054940416

Vital Signs - Continued

Document	10/29/22 04:45	ML				
Desktop	10/29/22 04:56	ML				
Document	10/29/22 05:00	ML				
Desktop	10/29/22 06:20	ML				
Document	10/29/22 05:15	ML				
Desktop	10/29/22 06:20	ML				
Document	10/29/22 05:30	ML				
Desktop	10/29/22 06:20	ML				
Document	10/29/22 05:45	ML				
Desktop	10/29/22 06:20	ML				
Document	10/29/22 06:00	ML				
Desktop	10/29/22 06:20	ML				
Document	10/29/22 06:15	ML				
Desktop	10/29/22 06:20	ML				
Document	10/29/22 06:30	LH				
Desktop	10/29/22 07:59	LH				
Document	10/29/22 06:45	LH				
Desktop	10/29/22 07:59	LH				
Document	10/29/22 07:00	LH				
Desktop	10/29/22 07:59	LH				
Document	10/29/22 07:15	LH				
Desktop	10/29/22 07:59	LH				
Document	10/29/22 07:30	LH				
Desktop	10/29/22 07:59	LH				
Document	10/29/22 07:45	LH				
Desktop	10/29/22 07:59	LH				
Document	10/29/22 08:00	LH				
Desktop	10/29/22 09:00	LH				
Document	10/29/22 08:15	LH				
Desktop	10/29/22 09:00	LH				
Document	10/29/22 08:30	LH				
Desktop	10/29/22 09:00	LH				
Document	10/29/22 08:45	LH				
Desktop	10/29/22 09:00	LH				
Document	10/29/22 09:00	LH				
Desktop	10/29/22 11:34	LH				
Document	10/29/22 09:15	LH				
Desktop	10/29/22 11:34	LH				
Document	10/29/22 09:30	LH				
Desktop	10/29/22 11:34	LH				

Iyons, Kathleen A **Location:** Q 1 Intensive Care Unit **Room-Bed:** QI007-A
Facility: Queen of the Valley Hospital **Med Rec Num:** MR01483046 **Visit:** QH0054940416
 61 F 07/13/1961

Vital Signs - Continued

Document	10/29/22 09:45	LH				
Desktop	10/29/22 11:34	LH				
Document	10/29/22 10:00	LH				
Desktop	10/29/22 11:34	LH				
Document	10/29/22 10:15	LH				
Desktop	10/29/22 11:34	LH				
Document	10/29/22 10:30	LH				
Desktop	10/29/22 11:34	LH				
Document	10/29/22 10:45	LH				
Desktop	10/29/22 11:34	LH				
Document	10/29/22 11:00	LH				
Desktop	10/29/22 11:34	LH				
Document	10/29/22 11:15	LH				
Desktop	10/29/22 11:34	LH				
Document	10/29/22 11:30	LH				
Desktop	10/29/22 11:34	LH				
Document	10/29/22 11:45	LH				
Desktop	10/29/22 12:42	LH				
Document	10/29/22 12:00	LH				
Desktop	10/29/22 12:42	LH				
Document	10/29/22 12:15	LH				
Desktop	10/29/22 12:42	LH				
Document	10/29/22 12:30	LH				
Desktop	10/29/22 12:42	LH				
Document	10/29/22 12:45	LH				
Desktop	10/29/22 13:47	LH				
Document	10/29/22 13:00	LH				
Desktop	10/29/22 13:47	LH				
Document	10/29/22 13:15	LH				
Desktop	10/29/22 13:47	LH				
Document	10/29/22 13:30	LH				
Desktop	10/29/22 13:47	LH				
Document	10/29/22 13:45	LH				
Desktop	10/29/22 13:47	LH				
Document	10/29/22 13:46	LH				
Desktop	10/29/22 15:02	LH				
Document	10/29/22 14:00	LH				
Desktop	10/29/22 15:02	LH				
Document	10/29/22 14:15	LH				
Desktop	10/29/22 15:02	LH				

Lyons Kathleen A **Location:** Q 1 Intensive Care Unit **Room-Bed:** QI007-A
Facility: Queen of the Valley Hospital **Med Rec Num:** MR01483046 **Visit:** QH0054940416
 61 F 07/13/1961

Vital Signs - Continued

Document	10/29/22 14:30	LH				
Document	10/29/22 15:02	LH				
Document	10/29/22 14:45	LH				
Desktop	10/29/22 15:02	LH				
Document	10/29/22 15:00	LH				
Desktop	10/29/22 15:02	LH				
Document	10/29/22 15:01	LH				
Desktop	10/29/22 16:44	LH				
Document	10/29/22 15:15	LH				
Desktop	10/29/22 16:44	LH				
Document	10/29/22 15:30	LH				
Desktop	10/29/22 16:44	LH				
Document	10/29/22 15:45	LH				
Desktop	10/29/22 16:44	LH				
Document	10/29/22 16:00	LH				
Desktop	10/29/22 16:44	LH				
Document	10/29/22 16:15	LH				
Desktop	10/29/22 16:44	LH				
Document	10/29/22 16:30	LH				
Desktop	10/29/22 16:44	LH				
Document	10/29/22 16:45	LH				
Desktop	10/29/22 18:24	LH				
Document	10/29/22 17:00	LH				
Desktop	10/29/22 18:24	LH				
Document	10/29/22 17:15	LH				
Desktop	10/29/22 18:24	LH				
Document	10/29/22 17:30	LH				
Desktop	10/29/22 18:24	LH				
Document	10/29/22 17:45	LH				
Desktop	10/29/22 18:24	LH				
Document	10/29/22 18:00	LH				
Desktop	10/29/22 18:24	LH				
Document	10/29/22 18:15	LH				
Desktop	10/29/22 18:24	LH				
Document	10/29/22 18:30	XD				
Desktop	10/29/22 20:51	XD				
Document	10/29/22 18:45	XD				
Desktop	10/29/22 20:51	XD				
Document	10/29/22 19:00	XD				
Desktop	10/29/22 20:51	XD				

Iyons, Kathleen A **Location:** Q 1 Intensive Care Unit **Room-Bed:** QI007-A
Facility: Queen of the Valley Hospital **Med Rec Num:** MR01483046 **Visit:** QH0054940416
 61 F 07/13/1961

Vital Signs - Continued

Document	10/29/22 19:16	XD				
Desktop	10/29/22 20:51	XD				
Document	10/29/22 19:30	XD				
Desktop	10/29/22 20:51	XD				
Document	10/29/22 19:46	XD				
Desktop	10/29/22 20:51	XD				
Document	10/29/22 20:00	XD				
Desktop	10/29/22 20:51	XD				
Document	10/29/22 20:16	XD				
Desktop	10/29/22 20:51	XD				
Document	10/29/22 20:30	XD				
Desktop	10/29/22 20:51	XD				
Document	10/29/22 20:46	XD				
Desktop	10/29/22 22:05	XD				
Document	10/29/22 21:00	XD				
Desktop	10/29/22 22:05	XD				
Document	10/29/22 21:03	XD				
Desktop	10/29/22 22:05	XD				
Document	10/29/22 21:17	XD				
Desktop	10/29/22 22:05	XD				
Document	10/29/22 21:32	XD				
Desktop	10/29/22 22:05	XD				
Document	10/29/22 21:47	XD				
Desktop	10/29/22 22:05	XD				
Document	10/29/22 22:00	XD				
Desktop	10/29/22 22:05	XD				
Document	10/29/22 22:16	XD				
Desktop	10/30/22 00:22	XD				
Document	10/29/22 22:27	XD				
Desktop	10/30/22 00:22	XD				
Document	10/29/22 22:31	XD				
Desktop	10/30/22 00:22	XD				
Document	10/29/22 22:46	XD				
Desktop	10/30/22 00:22	XD				
Document	10/29/22 23:00	XD				
Desktop	10/30/22 00:22	XD				
Document	10/29/22 23:15	XD				
Desktop	10/30/22 00:22	XD				
Document	10/29/22 23:31	XD				
Desktop	10/30/22 00:22	XD				

Iyons, Kathleen A **Location:** Q 1 Intensive Care Unit **Room-Bed:** QI007-A
Facility: Queen of the Valley Hospital **Med Rec Num:** MR01483046 **Visit:** QH0054940416
 61 F 07/13/1961

Vital Signs - Continued

Document	10/29/22 23:46	XD				
Desktop	10/30/22 00:22	XD				
Document	10/30/22 00:00	XD				
Desktop	10/30/22 00:22	XD				
Document	10/30/22 00:15	XD				
Desktop	10/30/22 00:22	XD				
Document	10/30/22 00:31	XD				
Desktop	10/30/22 02:08	XD				
Document	10/30/22 00:46	XD				
Desktop	10/30/22 02:08	XD				
Document	10/30/22 01:00	XD				
Desktop	10/30/22 02:08	XD				
Document	10/30/22 01:16	XD				
Desktop	10/30/22 02:08	XD				
Document	10/30/22 01:31	XD				
Desktop	10/30/22 02:08	XD				
Document	10/30/22 01:46	XD				
Desktop	10/30/22 02:08	XD				
Document	10/30/22 02:00	XD				
Desktop	10/30/22 02:08	XD				
Document	10/30/22 02:15	XD				
Desktop	10/30/22 04:36	XD				
Document	10/30/22 02:31	XD				
Desktop	10/30/22 04:36	XD				
Document	10/30/22 02:34	XD				
Desktop	10/30/22 04:36	XD				
Document	10/30/22 02:46	XD				
Desktop	10/30/22 04:36	XD				
Document	10/30/22 03:00	XD				
Desktop	10/30/22 04:36	XD				
Document	10/30/22 03:16	XD				
Desktop	10/30/22 04:36	XD				
Document	10/30/22 03:31	XD				
Desktop	10/30/22 04:36	XD				
Document	10/30/22 03:46	XD				
Desktop	10/30/22 04:36	XD				
Document	10/30/22 04:00	XD				
Desktop	10/30/22 04:36	XD				
Document	10/30/22 04:16	XD				
Desktop	10/30/22 04:36	XD				

Lyons, Kathleen A **Location:** Q 1 Intensive Care Unit **Room-Bed:** QI007-A
Facility: Queen of the Valley Hospital **Med Rec Num:** MR01483046 **Visit:** QH0054940416
 61 F 07/13/1961

Vital Signs - Continued

Document	10/30/22 04:31	XD				
Desktop	10/30/22 04:36	XD				
Document	10/30/22 04:46	XD				
Desktop	10/30/22 06:43	XD				
Document	10/30/22 05:00	XD				
Desktop	10/30/22 06:43	XD				
Document	10/30/22 05:16	XD				
Desktop	10/30/22 06:43	XD				
Document	10/30/22 05:31	XD				
Desktop	10/30/22 06:43	XD				
Document	10/30/22 05:46	XD				
Desktop	10/30/22 06:43	XD				
Document	10/30/22 06:00	XD				
Desktop	10/30/22 06:43	XD				
Document	10/30/22 06:16	XD				
Desktop	10/30/22 06:43	XD				
Document	10/30/22 06:31	XD				
Desktop	10/30/22 06:43	XD				
Document	10/30/22 06:46	XD				
Desktop	10/30/22 07:19	XD				
Document	10/30/22 07:00	XD				
Desktop	10/30/22 07:19	XD				
Document	10/30/22 07:15	XD				
Desktop	10/30/22 07:19	XD				
Document	10/30/22 07:30	LH				
Laptop	10/30/22 09:52	LH				
Document	10/30/22 07:45	LH				
Laptop	10/30/22 09:52	LH				
Document	10/30/22 08:00	LH				
Laptop	10/30/22 09:52	LH				
Document	10/30/22 08:15	LH				
Laptop	10/30/22 09:52	LH				
Document	10/30/22 08:30	LH				
Laptop	10/30/22 09:52	LH				
Document	10/30/22 08:45	LH				
Laptop	10/30/22 09:52	LH				
Document	10/30/22 09:00	LH				
Laptop	10/30/22 09:52	LH				
Document	10/30/22 09:15	LH				
Laptop	10/30/22 09:52	LH				

Iyons, Kathleen A **Location:** Q 1 Intensive Care Unit **Room-Bed:** QI007-A
Facility: Queen of the Valley Hospital **Med Rec Num:** MR01483046 **Visit:** QH0054940416
 61 F 07/13/1961

Vital Signs - Continued

Document	10/30/22 09:30	LH					
Laptop	10/30/22 09:52	LH					
Document	10/30/22 09:45	LH					
Laptop	10/30/22 09:52	LH					
Document	10/30/22 10:00	LH					
Laptop	10/30/22 10:19	LH					
Document	10/30/22 10:15	LH					
Laptop	10/30/22 10:19	LH					
Document	10/30/22 10:30	LH					
Laptop	10/30/22 13:27	LH					
Document	10/30/22 10:45	LH					
Laptop	10/30/22 13:27	LH					
Document	10/30/22 11:00	LH					
Laptop	10/30/22 13:27	LH					
Document	10/30/22 11:15	LH					
Laptop	10/30/22 13:27	LH					
Document	10/30/22 11:30	LH					
Laptop	10/30/22 13:27	LH					
Document	10/30/22 11:45	LH					
Laptop	10/30/22 13:27	LH					
Document	10/30/22 12:00	LH					
Laptop	10/30/22 13:27	LH					
Document	10/30/22 12:15	LH					
Laptop	10/30/22 13:27	LH					
Document	10/30/22 12:19	LH					
Laptop	10/30/22 13:27	LH					
Document	10/30/22 12:30	LH					
Laptop	10/30/22 13:27	LH					
Document	10/30/22 12:45	LH					
Laptop	10/30/22 13:27	LH					
Document	10/30/22 13:00	LH					
Laptop	10/30/22 13:27	LH					
Document	10/30/22 13:15	LH					
Laptop	10/30/22 13:27	LH					
Document	10/30/22 13:30	LH					
Laptop	10/30/22 15:13	LH					
Document	10/30/22 13:45	LH					
Laptop	10/30/22 15:13	LH					
Document	10/30/22 14:00	LH					
Laptop	10/30/22 15:13	LH					

Iyons, Kathleen A **Location:** Q 1 Intensive Care Unit **Room-Bed:** QI007-A
Facility: Queen of the Valley Hospital **Med Rec Num:** MR01483046 **Visit:** QH0054940416
 61 F 07/13/1961

Vital Signs - Continued

Document	10/30/22 14:15	LH					
Laptop	10/30/22 15:13	LH					
Document	10/30/22 14:30	LH					
Laptop	10/30/22 15:13	LH					
Document	10/30/22 14:45	LH					
Laptop	10/30/22 15:13	LH					
Document	10/30/22 15:00	LH					
Laptop	10/30/22 15:13	LH					
Document	10/30/22 15:15	LH					
Laptop	10/30/22 17:11	LH					
Document	10/30/22 15:30	LH					
Laptop	10/30/22 17:11	LH					
Document	10/30/22 15:45	LH					
Laptop	10/30/22 17:11	LH					
Document	10/30/22 16:00	LH					
Laptop	10/30/22 17:11	LH					
Document	10/30/22 16:15	LH					
Laptop	10/30/22 17:11	LH					
Document	10/30/22 16:30	LH					
Laptop	10/30/22 17:11	LH					
Document	10/30/22 16:45	LH					
Laptop	10/30/22 17:11	LH					
Document	10/30/22 17:00	LH					
Laptop	10/30/22 17:11	LH					
Document	10/30/22 17:15	LH					
Laptop	10/30/22 18:25	LH					
Document	10/30/22 17:30	LH					
Laptop	10/30/22 18:25	LH					
Document	10/30/22 17:45	LH					
Laptop	10/30/22 18:25	LH					
Document	10/30/22 18:00	LH					
Laptop	10/30/22 18:25	LH					
Document	10/30/22 18:15	LH					
Laptop	10/30/22 18:25	LH					
Document	10/30/22 18:31	XD					
Desktop	10/30/22 20:22	XD					
Document	10/30/22 18:46	XD					
Desktop	10/30/22 20:22	XD					
Document	10/30/22 19:00	XD					
Desktop	10/30/22 20:22	XD					

Lyons, Kathleen A **Location:** Q 1 Intensive Care Unit **Room-Bed:** QI007-A
Facility: Queen of the Valley Hospital **Med Rec Num:** MR01483046 **Visit:** QH0054940416
 61 F 07/13/1961

Vital Signs - Continued

Document	10/30/22 19:16	XD					
Desktop	10/30/22 20:22	XD					
Document	10/30/22 19:31	XD					
Desktop	10/30/22 20:22	XD					
Document	10/30/22 19:46	XD					
Desktop	10/30/22 20:22	XD					
Document	10/30/22 20:00	XD					
Desktop	10/30/22 20:22	XD					
Document	10/30/22 20:18	XD					
Desktop	10/30/22 20:22	XD					
Document	10/30/22 20:31	XD					
Desktop	10/30/22 22:16	XD					
Document	10/30/22 20:46	XD					
Desktop	10/30/22 22:16	XD					
Document	10/30/22 21:00	XD					
Desktop	10/30/22 22:16	XD					
Document	10/30/22 21:16	XD					
Desktop	10/30/22 22:16	XD					
Document	10/30/22 21:31	XD					
Desktop	10/30/22 22:16	XD					
Document	10/30/22 21:46	XD					
Desktop	10/30/22 22:16	XD					
Document	10/30/22 22:00	XD					
Desktop	10/30/22 22:16	XD					
Document	10/30/22 22:16	XD					
Desktop	10/31/22 00:16	XD					
Document	10/30/22 22:31	XD					
Desktop	10/31/22 00:16	XD					
Document	10/30/22 22:46	XD					
Desktop	10/31/22 00:16	XD					
Document	10/30/22 23:00	XD					
Desktop	10/31/22 00:16	XD					
Document	10/30/22 23:16	XD					
Desktop	10/31/22 00:16	XD					
Document	10/30/22 23:31	XD					
Desktop	10/31/22 00:16	XD					
Document	10/30/22 23:46	XD					
Desktop	10/31/22 00:16	XD					
Document	10/31/22 00:00	XD					
Desktop	10/31/22 00:16	XD					

Lyons, Kathleen A **Location:** Q 1 Intensive Care Unit **Room-Bed:** QI007-A
Facility: Queen of the Valley Hospital **Med Rec Num:** MR01483046 **Visit:** QH0054940416
 61 F 07/13/1961

Vital Signs - Continued

Document	10/31/22 00:16	XD					
Desktop	10/31/22 01:14	XD					
Document	10/31/22 00:31	XD					
Desktop	10/31/22 01:14	XD					
Document	10/31/22 00:46	XD					
Desktop	10/31/22 01:14	XD					
Document	10/31/22 01:00	XD					
Desktop	10/31/22 01:14	XD					
Document	10/31/22 01:16	XD					
Desktop	10/31/22 02:08	XD					
Document	10/31/22 01:31	XD					
Desktop	10/31/22 02:08	XD					
Document	10/31/22 01:46	XD					
Desktop	10/31/22 02:08	XD					
Document	10/31/22 02:00	XD					
Desktop	10/31/22 02:08	XD					
Document	10/31/22 02:16	XD					
Desktop	10/31/22 02:27	XD					
Document	10/31/22 02:31	XD					
Desktop	10/31/22 04:55	XD					
Document	10/31/22 02:46	XD					
Desktop	10/31/22 04:55	XD					
Document	10/31/22 03:00	XD					
Desktop	10/31/22 04:55	XD					
Document	10/31/22 03:16	XD					
Desktop	10/31/22 04:55	XD					
Document	10/31/22 03:31	XD					
Desktop	10/31/22 04:55	XD					
Document	10/31/22 03:46	XD					
Desktop	10/31/22 04:55	XD					
Document	10/31/22 04:00	XD					
Desktop	10/31/22 04:55	XD					
Document	10/31/22 04:16	XD					
Desktop	10/31/22 04:55	XD					
Document	10/31/22 04:31	XD					
Desktop	10/31/22 04:55	XD					
Document	10/31/22 04:46	XD					
Desktop	10/31/22 04:55	XD					
Document	10/31/22 05:00	XD					
Desktop	10/31/22 06:11	XD					

Lyons, Kathleen A **Location:** Q 1 Intensive Care Unit **Room-Bed:** QI007-A
Facility: Queen of the Valley Hospital **Med Rec Num:** MR01483046 **Visit:** QH0054940416
 61 F 07/13/1961

Vital Signs - Continued

Document	10/31/22 05:08	XD					
Desktop	10/31/22 06:11	XD					
Document	10/31/22 05:16	XD					
Desktop	10/31/22 06:11	XD					
Document	10/31/22 05:31	XD					
Desktop	10/31/22 06:11	XD					
Document	10/31/22 05:46	XD					
Desktop	10/31/22 06:11	XD					
Document	10/31/22 06:00	XD					
Desktop	10/31/22 06:11	XD					
Document	10/31/22 06:16	XD					
Desktop	10/31/22 06:59	XD					
Document	10/31/22 06:31	XD					
Desktop	10/31/22 06:59	XD					
Document	10/31/22 07:00	XD					
Desktop	10/31/22 07:18	XD					
Document	10/31/22 07:30	CO					
Desktop	10/31/22 08:13	CO					
Document	10/31/22 07:45	CO					
Desktop	10/31/22 08:13	CO					
Document	10/31/22 08:00	CO					
Desktop	10/31/22 08:13	CO					
Document	10/31/22 08:15	CO					
Desktop	10/31/22 10:13	CO					
Document	10/31/22 08:53	CO					
Desktop	10/31/22 10:13	CO					
Document	10/31/22 09:00	CO					
Desktop	10/31/22 10:13	CO					
Document	10/31/22 09:15	CO					
Desktop	10/31/22 10:13	CO					
Document	10/31/22 09:30	CO					
Desktop	10/31/22 10:13	CO					
Document	10/31/22 09:45	CO					
Desktop	10/31/22 10:13	CO					
Document	10/31/22 10:00	CO					
Desktop	10/31/22 10:13	CO					
Document	10/31/22 10:15	CO					
Desktop	10/31/22 12:10	CO					
Document	10/31/22 10:30	CO					
Desktop	10/31/22 12:10	CO					

Iyons, Kathleen A **Location:** Q 1 Intensive Care Unit **Room-Bed:** QI007-A
Facility: Queen of the Valley Hospital **Med Rec Num:** MR01483046 **Visit:** QH0054940416
 61 F 07/13/1961

Vital Signs - Continued

Document	10/31/22	10:45	CO				
Desktop	10/31/22	12:10	CO				
Document	10/31/22	11:00	CO				
Desktop	10/31/22	12:10	CO				
Document	10/31/22	11:15	CO				
Desktop	10/31/22	12:10	CO				
Document	10/31/22	11:30	CO				
Desktop	10/31/22	12:10	CO				
Document	10/31/22	11:45	CO				
Desktop	10/31/22	12:10	CO				
Document	10/31/22	12:00	CO				
Desktop	10/31/22	12:10	CO				
Document	10/31/22	12:15	CO				
Desktop	10/31/22	14:44	CO				
Document	10/31/22	12:30	CO				
Desktop	10/31/22	14:44	CO				
Document	10/31/22	12:45	CO				
Desktop	10/31/22	14:44	CO				
Document	10/31/22	13:00	CO				
Desktop	10/31/22	14:44	CO				
Document	10/31/22	13:15	CO				
Desktop	10/31/22	14:44	CO				
Document	10/31/22	13:30	CO				
Desktop	10/31/22	14:44	CO				
Document	10/31/22	13:45	CO				
Desktop	10/31/22	14:44	CO				
Document	10/31/22	14:00	CO				
Desktop	10/31/22	14:44	CO				
Document	10/31/22	14:15	CO				
Desktop	10/31/22	14:44	CO				
Document	10/31/22	14:30	CO				
Desktop	10/31/22	14:44	CO				
Document	10/31/22	14:45	CO				
Desktop	10/31/22	16:53	CO				
Document	10/31/22	15:00	CO				
Desktop	10/31/22	16:53	CO				
Document	10/31/22	15:15	CO				
Desktop	10/31/22	16:53	CO				
Document	10/31/22	15:30	CO				
Desktop	10/31/22	16:53	CO				

Iyons, Kathleen A **Location:** Q 1 Intensive Care Unit **Room-Bed:** QI007-A
Facility: Queen of the Valley Hospital **Med Rec Num:** MR01483046 **Visit:** QH0054940416
 61 F 07/13/1961

Vital Signs - Continued

Document	10/31/22	15:45	CO				
Desktop	10/31/22	16:53	CO				
Document	10/31/22	16:00	CO				
Desktop	10/31/22	16:53	CO				
Document	10/31/22	16:15	CO				
Desktop	10/31/22	16:53	CO				
Document	10/31/22	16:30	CO				
Desktop	10/31/22	16:53	CO				
Document	10/31/22	16:45	CO				
Desktop	10/31/22	16:53	CO				
Document	10/31/22	17:00	CO				
Desktop	10/31/22	18:04	CO				
Document	10/31/22	17:15	CO				
Desktop	10/31/22	18:04	CO				
Document	10/31/22	17:30	CO				
Desktop	10/31/22	18:04	CO				
Document	10/31/22	17:45	CO				
Desktop	10/31/22	18:04	CO				
Document	10/31/22	18:00	CO				
Desktop	10/31/22	18:04	CO				
Document	10/31/22	19:01	ST				
Desktop	10/31/22	19:31	ST				
Document	10/31/22	20:00	ST				
Desktop	10/31/22	21:58	ST				
Document	10/31/22	20:30	ST				
Desktop	10/31/22	21:58	ST				
Document	10/31/22	21:00	ST				
Desktop	10/31/22	21:58	ST				
Document	10/31/22	21:30	ST				
Desktop	10/31/22	21:58	ST				
Document	10/31/22	22:00	ST				
Desktop	10/31/22	22:13	ST				
Document	10/31/22	22:31	ST				
Desktop	11/01/22	01:51	ST				
Document	10/31/22	23:01	ST				
Desktop	11/01/22	01:51	ST				
Document	10/31/22	23:31	ST				
Desktop	11/01/22	01:51	ST				

Iyons, Kathleen A **Location:** Q 1 Intensive Care Unit **Room-Bed:** QI007-A
Facility: Queen of the Valley Hospital **Med Rec Num:** MR01483046 **Visit:** QH0054940416
 61 F 07/13/1961

Vital Signs - Continued

Document	11/01/22 00:01	ST				
Desktop	11/01/22 01:51	ST				
Document	11/01/22 00:31	ST				
Desktop	11/01/22 01:51	ST				
Document	11/01/22 01:01	ST				
Desktop	11/01/22 01:51	ST				
Document	11/01/22 01:31	ST				
Desktop	11/01/22 01:51	ST				
Document	11/01/22 02:02	ST				
Desktop	11/01/22 02:57	ST				
Document	11/01/22 02:31	ST				
Desktop	11/01/22 02:57	ST				
Document	11/01/22 03:00	ST				
Desktop	11/01/22 04:22	ST				
Document	11/01/22 03:30	ST				
Desktop	11/01/22 04:22	ST				
Document	11/01/22 04:00	ST				
Desktop	11/01/22 04:22	ST				
Document	11/01/22 04:30	ST				
Desktop	11/01/22 06:40	ST				
Document	11/01/22 04:32	ST				
Desktop	11/01/22 06:40	ST				
Document	11/01/22 05:00	ST				
Desktop	11/01/22 06:40	ST				
Document	11/01/22 05:30	ST				
Desktop	11/01/22 06:40	ST				
Document	11/01/22 06:00	ST				
Desktop	11/01/22 06:40	ST				
Document	11/01/22 06:30	ST				
Desktop	11/01/22 06:40	ST				
Document	11/01/22 07:01	ST				
Desktop	11/01/22 07:04	ST				
Document	11/01/22 07:30	RD				
Desktop	11/01/22 09:03	RD				
Document	11/01/22 08:00	RD				
Desktop	11/01/22 09:03	RD				
Document	11/01/22 08:30	RD				
Desktop	11/01/22 09:03	RD				
Document	11/01/22 09:00	RD				
Desktop	11/01/22 09:03	RD				

Lyons, Kathleen A **Location:** Q 1 Intensive Care Unit **Room-Bed:** QI007-A
Facility: Queen of the Valley Hospital **Med Rec Num:** MR01483046 **Visit:** QH0054940416
 61 F 07/13/1961

Vital Signs - Continued

Document	11/01/22 09:30	RD				
Desktop	11/01/22 10:25	RD				
Document	11/01/22 10:00	RD				
Desktop	11/01/22 10:25	RD				
Document	11/01/22 10:30	RD				
Desktop	11/01/22 12:30	RD				
Document	11/01/22 11:00	RD				
Desktop	11/01/22 12:30	RD				
Document	11/01/22 11:30	RD				
Desktop	11/01/22 12:30	RD				
Document	11/01/22 12:00	RD				
Desktop	11/01/22 12:30	RD				
Document	11/01/22 12:30	RD				
Desktop	11/01/22 16:22	RD				
Document	11/01/22 13:00	RD				
Desktop	11/01/22 16:22	RD				
Document	11/01/22 13:26	RD				
Desktop	11/01/22 16:22	RD				
Document	11/01/22 13:30	RD				
Desktop	11/01/22 16:22	RD				
Document	11/01/22 13:34	RD				
Desktop	11/01/22 16:22	RD				
Document	11/01/22 14:00	RD				
Desktop	11/01/22 16:22	RD				
Document	11/01/22 14:30	RD				
Desktop	11/01/22 16:22	RD				
Document	11/01/22 15:00	RD				
Desktop	11/01/22 16:22	RD				
Document	11/01/22 15:30	RD				
Desktop	11/01/22 16:22	RD				
Document	11/01/22 16:00	RD				
Desktop	11/01/22 16:22	RD				
Document	11/01/22 16:30	RD				
Desktop	11/01/22 18:25	RD				
Document	11/01/22 17:00	RD				
Desktop	11/01/22 18:25	RD				
Document	11/01/22 17:30	RD				
Desktop	11/01/22 18:25	RD				
Document	11/01/22 18:00	RD				
Desktop	11/01/22 18:25	RD				

Iyons, Kathleen A **Location:** Q 1 Intensive Care Unit **Room-Bed:** QI007-A
Facility: Queen of the Valley Hospital **Med Rec Num:** MR01483046 **Visit:** QH0054940416
 61 F 07/13/1961

Vital Signs - Continued

Document	11/01/22 19:00	ST				
Desktop	11/01/22 23:24	ST				
Document	11/01/22 19:31	ST				
Desktop	11/01/22 23:24	ST				
Document	11/01/22 20:01	ST				
Desktop	11/01/22 23:24	ST				
Document	11/01/22 20:30	ST				
Desktop	11/01/22 23:24	ST				
Document	11/01/22 20:31	ST				
Desktop	11/01/22 23:24	ST				
Document	11/01/22 21:01	ST				
Desktop	11/01/22 23:24	ST				
Document	11/01/22 21:31	ST				
Desktop	11/01/22 23:24	ST				
Document	11/01/22 22:01	ST				
Desktop	11/01/22 23:24	ST				
Document	11/01/22 22:32	ST				
Desktop	11/01/22 23:24	ST				
Document	11/01/22 23:02	ST				
Desktop	11/01/22 23:24	ST				
Document	11/01/22 23:32	ST				
Desktop	11/02/22 00:26	ST				
Document	11/02/22 00:02	ST				
Desktop	11/02/22 00:26	ST				
Document	11/02/22 00:32	ST				
Desktop	11/02/22 02:14	ST				
Document	11/02/22 01:02	ST				
Desktop	11/02/22 02:14	ST				
Document	11/02/22 01:31	ST				
Desktop	11/02/22 02:14	ST				
Document	11/02/22 02:01	ST				
Desktop	11/02/22 02:14	ST				
Document	11/02/22 02:31	ST				
Desktop	11/02/22 04:46	ST				
Document	11/02/22 03:01	ST				
Desktop	11/02/22 04:46	ST				
Document	11/02/22 03:31	ST				
Desktop	11/02/22 04:46	ST				
Document	11/02/22 03:33	ST				
Desktop	11/02/22 04:46	ST				

Iyons, Kathleen A **Location:** Q 1 Intensive Care Unit **Room-Bed:** QI007-A
Facility: Queen of the Valley Hospital **Med Rec Num:** MR01483046 **Visit:** QH0054940416
 61 F 07/13/1961

Vital Signs - Continued

Document	11/02/22 04:01	ST				
Desktop	11/02/22 04:46	ST				
Document	11/02/22 04:31	ST				
Desktop	11/02/22 04:46	ST				
Document	11/02/22 05:01	ST				
Desktop	11/02/22 06:13	ST				
Document	11/02/22 05:31	ST				
Desktop	11/02/22 06:13	ST				
Document	11/02/22 06:01	ST				
Desktop	11/02/22 06:13	ST				
Document	11/02/22 06:31	ST				
Desktop	11/02/22 07:03	ST				
Document	11/02/22 07:01	ST				
Desktop	11/02/22 07:03	ST				
Document	11/02/22 07:30	EC				
Desktop	11/02/22 10:14	EC				
Document	11/02/22 08:00	EC				
Desktop	11/02/22 10:14	EC				
Document	11/02/22 08:30	EC				
Desktop	11/02/22 10:14	EC				
Document	11/02/22 09:00	EC				
Desktop	11/02/22 10:14	EC				
Document	11/02/22 09:30	EC				
Desktop	11/02/22 10:14	EC				
Document	11/02/22 10:00	EC				
Desktop	11/02/22 10:14	EC				
Document	11/02/22 10:30	EC				
Desktop	11/02/22 13:38	EC				
Document	11/02/22 11:00	EC				
Desktop	11/02/22 13:38	EC				
Document	11/02/22 11:30	EC				
Desktop	11/02/22 13:38	EC				
Document	11/02/22 12:00	EC				
Desktop	11/02/22 13:38	EC				
Document	11/02/22 12:30	EC				
Desktop	11/02/22 13:38	EC				
Document	11/02/22 13:00	EC				
Desktop	11/02/22 13:38	EC				
Document	11/02/22 13:30	EC				
Desktop	11/02/22 13:38	EC				

Iyons, Kathleen A

Facility: Queen of the Valley Hospital
Location: Q 1 Intensive Care Unit
61 F 07/13/1961
Med Rec Num: MR01483046

Room-Bed: QI007-A
Visit: QH0054940416

Vital Signs - Continued

Document	11/02/22	14:00	EC				
Desktop	11/02/22	16:11	EC				
Document	11/02/22	14:30	EC				
Desktop	11/02/22	16:11	EC				
Document	11/02/22	15:00	EC				
Desktop	11/02/22	16:11	EC				
Document	11/02/22	15:30	EC				
Desktop	11/02/22	16:11	EC				
Document	11/02/22	16:00	EC				
Desktop	11/02/22	16:11	EC				
Document	11/02/22	16:30	EC				
Desktop	11/02/22	18:54	EC				
Document	11/02/22	17:00	EC				
Desktop	11/02/22	18:54	EC				
Document	11/02/22	18:54	EC				
Desktop	11/02/22	18:54	EC				
Document	11/02/22	17:30	EC				
Desktop	11/02/22	18:54	EC				
Document	11/02/22	18:00	EC				
Desktop	11/02/22	18:54	EC				
Document	11/02/22	18:30	EC				
Desktop	11/02/22	18:54	EC				
Document	11/02/22	19:00	HL				
Other	11/02/22	19:46	HL				
Document	11/02/22	20:00	HL				
Other	11/02/22	20:31	HL				
Document	11/02/22	20:30	HL				
Other	11/02/22	23:26	HL				
Document	11/02/22	21:00	HL				
Other	11/02/22	23:26	HL				
Document	11/02/22	21:30	HL				
Other	11/02/22	23:26	HL				
Document	11/02/22	22:00	HL				
Other	11/02/22	23:26	HL				
Document	11/02/22	22:30	HL				
Other	11/02/22	23:26	HL				
Document	11/02/22	23:00	HL				
Other	11/02/22	23:26	HL				
Document	11/02/22	23:30	HL				
Other	11/03/22	00:54	HL				

Iyons, Kathleen A **Location:** Q 1 Intensive Care Unit **Room-Bed:** QI007-A
Facility: Queen of the Valley Hospital **Med Rec Num:** MR01483046 **Visit:** QH0054940416
 61 F 07/13/1961

Vital Signs - Continued

Document	11/03/22	00:00	HL				
Other	11/03/22	00:54	HL				
Document	11/03/22	00:30	HL				
Other	11/03/22	00:54	HL				
Document	11/03/22	01:00	HL				
Other	11/03/22	02:57	HL				
Document	11/03/22	01:30	HL				
Other	11/03/22	02:57	HL				
Document	11/03/22	02:00	HL				
Other	11/03/22	02:57	HL				
Document	11/03/22	02:30	HL				
Other	11/03/22	02:57	HL				
Document	11/03/22	03:00	HL				
Other	11/03/22	05:12	HL				
Document	11/03/22	03:30	HL				
Other	11/03/22	05:12	HL				
Document	11/03/22	04:00	HL				
Other	11/03/22	05:12	HL				
Document	11/03/22	04:30	HL				
Other	11/03/22	05:12	HL				
Document	11/03/22	05:00	HL				
Other	11/03/22	06:08	HL				
Document	11/03/22	05:30	HL				
Other	11/03/22	06:08	HL				
Document	11/03/22	06:00	HL				
Other	11/03/22	06:08	HL				
Document	11/03/22	06:30	CO				
Desktop	11/03/22	08:15	CO				
Document	11/03/22	07:00	CO				
Desktop	11/03/22	08:15	CO				
Document	11/03/22	07:30	CO				
Desktop	11/03/22	08:15	CO				
Document	11/03/22	08:00	CO				
Desktop	11/03/22	08:15	CO				
Document	11/03/22	08:30	CO				
Desktop	11/03/22	10:06	CO				
Document	11/03/22	09:00	CO				
Desktop	11/03/22	10:06	CO				
Document	11/03/22	09:30	CO				
Desktop	11/03/22	10:06	CO				

Lyons, Kathleen A

Facility: Queen of the Valley Hospital **Location:** Q 1 Intensive Care Unit
 61 F 07/13/1961 **Med Rec Num:** MR01483046

Room-Bed: QI007-A
Visit: QH0054940416

Vital Signs - Continued

Document	11/03/22 10:00	CO					
Desktop	11/03/22 10:06	CO					
Document	11/03/22 10:30	CO					
Desktop	11/03/22 12:02	CO					
Document	11/03/22 11:00	CO					
Desktop	11/03/22 12:02	CO					
Document	11/03/22 11:30	CO					
Desktop	11/03/22 12:02	CO					
Document	11/03/22 12:00	CO					
Desktop	11/03/22 12:02	CO					
Document	11/03/22 12:30	CO					
Desktop	11/03/22 14:19	CO					
Document	11/03/22 13:00	CO					
Desktop	11/03/22 14:19	CO					
Document	11/03/22 13:30	CO					
Desktop	11/03/22 14:19	CO					
Document	11/03/22 14:00	CO					
Desktop	11/03/22 14:19	CO					
Document	11/03/22 14:30	CO					
Desktop	11/03/22 16:06	CO					
Document	11/03/22 15:00	CO					
Desktop	11/03/22 16:06	CO					
Document	11/03/22 16:06	CO					
Desktop	11/03/22 16:06	CO					
Document	11/03/22 16:30	CO					
Desktop	11/03/22 18:12	CO					
Document	11/03/22 17:00	CO					
Desktop	11/03/22 18:12	CO					
Document	11/03/22 17:30	CO					
Desktop	11/03/22 18:12	CO					
Document	11/03/22 18:00	CO					
Desktop	11/03/22 18:12	CO					
Document	11/03/22 19:00	HL					
Desktop	11/03/22 20:30	HL					
Document	11/03/22 19:30	HL					
Desktop	11/03/22 20:30	HL					
Document	11/03/22 20:00	HL					
Desktop	11/03/22 20:30	HL					

Iyons, Kathleen A **Location:** Q 1 Intensive Care Unit **Room-Bed:** QI007-A
Facility: Queen of the Valley Hospital **Med Rec Num:** MR01483046 **Visit:** QH0054940416
 61 F 07/13/1961

Vital Signs - Continued

Document	11/03/22 20:30	HL				
Desktop	11/03/22 22:36	HL				
Document	11/03/22 21:00	HL				
Desktop	11/03/22 22:36	HL				
Document	11/03/22 21:30	HL				
Desktop	11/03/22 22:36	HL				
Document	11/03/22 22:00	HL				
Desktop	11/03/22 22:36	HL				
Document	11/03/22 22:30	HL				
Desktop	11/03/22 22:36	HL				
Document	11/03/22 23:00	HL				
Desktop	11/04/22 00:51	HL				
Document	11/03/22 23:30	HL				
Desktop	11/04/22 00:51	HL				
Document	11/03/22 23:30	HL				
Desktop	11/04/22 00:51	HL				
Document	11/04/22 00:00	HL				
Desktop	11/04/22 00:51	HL				
Document	11/04/22 00:30	HL				
Desktop	11/04/22 00:51	HL				
Document	11/04/22 01:00	HL				
Desktop	11/04/22 03:13	HL				
Document	11/04/22 01:30	HL				
Desktop	11/04/22 03:13	HL				
Document	11/04/22 02:00	HL				
Desktop	11/04/22 03:13	HL				
Document	11/04/22 02:30	HL				
Desktop	11/04/22 03:13	HL				
Document	11/04/22 03:00	HL				
Desktop	11/04/22 03:13	HL				
Document	11/04/22 03:30	HL				
Desktop	11/04/22 05:02	HL				
Document	11/04/22 04:00	HL				
Desktop	11/04/22 05:02	HL				
Document	11/04/22 04:30	HL				
Desktop	11/04/22 05:02	HL				
Document	11/04/22 05:00	HL				
Desktop	11/04/22 06:55	HL				
Document	11/04/22 05:30	HL				
Desktop	11/04/22 06:55	HL				
Document	11/04/22 06:00	HL				
Desktop	11/04/22 06:55	HL				

Iyons, Kathleen A **Location:** Q 1 Intensive Care Unit **Room-Bed:** QI007-A
Facility: Queen of the Valley Hospital **Med Rec Num:** MR01483046 **Visit:** QH0054940416
 61 F 07/13/1961

Vital Signs - Continued

Document	11/04/22	06:30	HL				
Desktop	11/04/22	06:55	HL				
Document	11/04/22	07:00	CO				
Desktop	11/04/22	08:25	CO				
Document	11/04/22	07:30	CO				
Desktop	11/04/22	08:25	CO				
Document	11/04/22	08:00	CO				
Desktop	11/04/22	08:25	CO				
Document	11/04/22	08:30	CO				
Desktop	11/04/22	10:04	CO				
Document	11/04/22	09:00	CO				
Desktop	11/04/22	10:04	CO				
Document	11/04/22	09:30	CO				
Desktop	11/04/22	10:04	CO				
Document	11/04/22	10:00	CO				
Desktop	11/04/22	10:04	CO				
Document	11/04/22	10:30	CO				
Desktop	11/04/22	12:12	CO				
Document	11/04/22	11:00	CO				
Desktop	11/04/22	12:12	CO				
Document	11/04/22	11:30	CO				
Desktop	11/04/22	12:12	CO				
Document	11/04/22	12:00	CO				
Desktop	11/04/22	12:12	CO				
Document	11/04/22	12:30	CO				
Desktop	11/04/22	14:52	CO				
Document	11/04/22	13:00	CO				
Desktop	11/04/22	14:52	CO				
Document	11/04/22	13:30	CO				
Desktop	11/04/22	14:52	CO				
Document	11/04/22	14:00	CO				
Desktop	11/04/22	14:52	CO				
Document	11/04/22	14:30	CO				
Desktop	11/04/22	14:52	CO				
Document	11/04/22	15:00	CO				
Desktop	11/04/22	16:25	CO				
Document	11/04/22	15:30	CO				
Desktop	11/04/22	16:25	CO				
Document	11/04/22	16:00	CO				
Desktop	11/04/22	16:25	CO				

Lyons, Kathleen A **Location:** Q 1 Intensive Care Unit **Room-Bed:** QI007-A
Facility: Queen of the Valley Hospital **Med Rec Num:** MR01483046 **Visit:** QH0054940416
 61 F 07/13/1961

Vital Signs - Continued

Document	11/04/22 16:30	CO					
Desktop	11/04/22 18:02	CO					
Document	11/04/22 17:00	CO					
Desktop	11/04/22 18:02	CO					
Document	11/04/22 17:30	CO					
Desktop	11/04/22 18:02	CO					
Document	11/04/22 18:00	CO					
Desktop	11/04/22 18:02	CO					
Document	11/04/22 19:00	KC					
Desktop	11/04/22 21:49	KC					
Document	11/04/22 19:30	KC					
Desktop	11/04/22 21:49	KC					
Document	11/04/22 20:00	KC					
Desktop	11/04/22 21:49	KC					
Document	11/04/22 20:30	KC					
Desktop	11/04/22 21:49	KC					
Document	11/04/22 21:00	KC					
Desktop	11/04/22 21:49	KC					
Document	11/04/22 21:30	KC					
Desktop	11/04/22 21:49	KC					
Document	11/04/22 22:00	KC					
Desktop	11/04/22 22:23	KC					
Document	11/04/22 22:30	KC					
Desktop	11/05/22 03:12	KC					
Document	11/04/22 23:00	KC					
Desktop	11/05/22 03:12	KC					
Document	11/04/22 23:30	KC					
Desktop	11/05/22 03:12	KC					
Document	11/05/22 00:00	KC					
Desktop	11/05/22 03:12	KC					
Document	11/05/22 00:30	KC					
Desktop	11/05/22 03:12	KC					
Document	11/05/22 01:00	KC					
Desktop	11/05/22 03:12	KC					
Document	11/05/22 01:30	KC					
Desktop	11/05/22 03:12	KC					
Document	11/05/22 02:00	KC					
Desktop	11/05/22 03:12	KC					

Iyons, Kathleen A **Location:** Q 1 Intensive Care Unit **Room-Bed:** QI007-A
Facility: Queen of the Valley Hospital **Med Rec Num:** MR01483046 **Visit:** QH0054940416
 61 F 07/13/1961

Vital Signs - Continued

Document	11/05/22 02:30	KC					
Desktop	11/05/22 03:12	KC					
Document	11/05/22 03:00	KC					
Desktop	11/05/22 03:12	KC					
Document	11/05/22 03:30	KC					
Desktop	11/05/22 05:35	KC					
Document	11/05/22 04:00	KC					
Desktop	11/05/22 05:35	KC					
Document	11/05/22 04:30	KC					
Desktop	11/05/22 05:35	KC					
Document	11/05/22 05:00	KC					
Desktop	11/05/22 05:35	KC					
Document	11/05/22 05:30	KC					
Desktop	11/05/22 05:35	KC					
Document	11/05/22 06:00	KC					
Desktop	11/05/22 06:43	KC					
Document	11/05/22 06:30	KC					
Desktop	11/05/22 06:43	KC					
Document	11/05/22 07:00	JM					
Desktop	11/05/22 10:47	JM					
Document	11/05/22 07:30	JM					
Desktop	11/05/22 10:47	JM					
Document	11/05/22 08:00	JM					
Desktop	11/05/22 10:47	JM					
Document	11/05/22 08:30	JM					
Desktop	11/05/22 10:47	JM					
Document	11/05/22 09:00	JM					
Desktop	11/05/22 10:47	JM					
Document	11/05/22 09:30	JM					
Desktop	11/05/22 10:47	JM					
Document	11/05/22 10:00	JM					
Desktop	11/05/22 10:47	JM					
Document	11/05/22 10:30	JM					
Desktop	11/05/22 10:47	JM					
Document	11/05/22 11:00	JM					
Desktop	11/05/22 12:20	JM					
Document	11/05/22 11:30	JM					
Desktop	11/05/22 12:20	JM					
Document	11/05/22 12:00	JM					
Desktop	11/05/22 12:20	JM					

Lyons, Kathleen A **Location:** Q 1 Intensive Care Unit **Room-Bed:** QI007-A
Facility: Queen of the Valley Hospital **Med Rec Num:** MR01483046 **Visit:** QH0054940416
 61 F 07/13/1961

Vital Signs - Continued

Document	11/05/22 12:30	JM				
Desktop	11/05/22 14:44	JM				
Document	11/05/22 13:00	JM				
Desktop	11/05/22 14:44	JM				
Document	11/05/22 13:30	JM				
Desktop	11/05/22 14:44	JM				
Document	11/05/22 14:00	JM				
Desktop	11/05/22 14:44	JM				
Document	11/05/22 14:30	JM				
Desktop	11/05/22 14:44	JM				
Document	11/05/22 15:00	JM				
Desktop	11/05/22 16:11	JM				
Document	11/05/22 15:30	JM				
Desktop	11/05/22 16:11	JM				
Document	11/05/22 16:00	JM				
Desktop	11/05/22 16:11	JM				
Document	11/05/22 16:30	JM				
Desktop	11/05/22 18:21	JM				
Document	11/05/22 17:00	JM				
Desktop	11/05/22 18:21	JM				
Document	11/05/22 17:30	JM				
Desktop	11/05/22 18:21	JM				
Document	11/05/22 18:00	JM				
Desktop	11/05/22 18:21	JM				
Document	11/05/22 18:30	KC				
Desktop	11/05/22 22:16	KC				
Document	11/05/22 19:00	KC				
Desktop	11/05/22 22:16	KC				
Document	11/05/22 19:30	KC				
Desktop	11/05/22 22:16	KC				
Document	11/05/22 20:00	KC				
Desktop	11/05/22 22:16	KC				
Document	11/05/22 20:30	KC				
Desktop	11/05/22 22:16	KC				
Document	11/05/22 21:00	KC				
Desktop	11/05/22 22:16	KC				
Document	11/05/22 21:30	KC				
Desktop	11/05/22 22:16	KC				
Document	11/05/22 22:00	KC				
Desktop	11/05/22 22:16	KC				

Lyons, Kathleen A
Facility: Queen of the Valley Hospital **Location:** Q 1 Intensive Care Unit **Room-Bed:** QI007-A
 61 F 07/13/1961 **Med Rec Num:** MR01483046 **Visit:** QH0054940416

Vital Signs - Continued

Document	11/05/22 22:30	KC				
Desktop	11/06/22 00:37	KC				
Document	11/05/22 23:00	KC				
Desktop	11/06/22 00:37	KC				
Document	11/05/22 23:30	KC				
Desktop	11/06/22 00:37	KC				
Document	11/06/22 00:00	KC				
Desktop	11/06/22 00:37	KC				
Document	11/06/22 00:30	KC				
Desktop	11/06/22 00:37	KC				
Document	11/06/22 01:00 PST	KC				
Desktop	11/06/22 02:12	KC				
Document	11/06/22 01:30 PST	KC				
Desktop	11/06/22 02:12	KC				
Document	11/06/22 02:00	KC				
Desktop	11/06/22 02:12	KC				
Document	11/06/22 02:30	KC				
Desktop	11/06/22 04:33	KC				
Document	11/06/22 03:00	KC				
Desktop	11/06/22 04:33	KC				
Document	11/06/22 03:30	KC				
Desktop	11/06/22 04:33	KC				
Document	11/06/22 04:00	KC				
Desktop	11/06/22 04:33	KC				
Document	11/06/22 04:30	KC				
Desktop	11/06/22 07:09	KC				
Document	11/06/22 05:00	KC				
Desktop	11/06/22 07:09	KC				
Document	11/06/22 05:30	KC				
Desktop	11/06/22 07:09	KC				
Document	11/06/22 06:00	KC				
Desktop	11/06/22 07:09	KC				
Document	11/06/22 06:30	KC				
Desktop	11/06/22 07:09	KC				
Document	11/06/22 07:00	KC				
Desktop	11/06/22 07:09	KC				
Document	11/06/22 08:00	JM				
Desktop	11/06/22 10:38	JM				
Document	11/06/22 09:00	JM				
Desktop	11/06/22 10:38	JM				

Lyons, Kathleen A **Location:** Q 1 Intensive Care Unit **Room-Bed:** QI007-A
Facility: Queen of the Valley Hospital **Med Rec Num:** MR01483046 **Visit:** QH0054940416
 61 F 07/13/1961

Vital Signs - Continued

Document	11/06/22 10:00	JM				
Desktop	11/06/22 10:38	JM				
Document	11/06/22 11:00	JM				
Desktop	11/06/22 12:28	JM				
Document	11/06/22 12:00	JM				
Desktop	11/06/22 12:28	JM				
Document	11/06/22 13:00	JM				
Desktop	11/06/22 15:09	JM				
Document	11/06/22 14:00	JM				
Desktop	11/06/22 15:09	JM				
Document	11/06/22 15:00	JM				
Desktop	11/06/22 15:09	JM				
Document	11/06/22 16:00	JM				
Desktop	11/06/22 16:44	JM				
Document	11/06/22 17:00	JM				
Desktop	11/06/22 18:21	JM				
Document	11/06/22 18:00	JM				
Desktop	11/06/22 18:21	JM				
Document	11/06/22 18:30	KC				
Desktop	11/06/22 21:20	KC				
Document	11/06/22 19:00	KC				
Desktop	11/06/22 21:20	KC				
Document	11/06/22 19:30	KC				
Desktop	11/06/22 21:20	KC				
Document	11/06/22 20:00	KC				
Desktop	11/06/22 21:20	KC				
Document	11/06/22 20:30	KC				
Desktop	11/06/22 21:20	KC				
Document	11/06/22 21:00	KC				
Desktop	11/06/22 21:20	KC				
Document	11/06/22 21:30	KC				
Desktop	11/06/22 22:50	KC				
Document	11/06/22 22:00	KC				
Desktop	11/06/22 22:50	KC				
Document	11/06/22 22:30	KC				
Desktop	11/06/22 22:50	KC				
Document	11/06/22 22:45	KC				
Desktop	11/07/22 00:58	KC				
Document	11/06/22 23:00	KC				
Desktop	11/07/22 00:58	KC				

Lyons, Kathleen A **Location:** Q 1 Intensive Care Unit **Room-Bed:** QI007-A
Facility: Queen of the Valley Hospital **Med Rec Num:** MR01483046 **Visit:** QH0054940416
 61 F 07/13/1961

Vital Signs - Continued

Document	11/06/22 23:15	KC					
Desktop	11/07/22 00:58	KC					
Document	11/06/22 23:30	KC					
Desktop	11/07/22 00:58	KC					
Document	11/06/22 23:45	KC					
Desktop	11/07/22 00:58	KC					
Document	11/07/22 00:00	KC					
Desktop	11/07/22 00:58	KC					
Document	11/07/22 00:15	KC					
Desktop	11/07/22 00:58	KC					
Document	11/07/22 00:30	KC					
Desktop	11/07/22 00:58	KC					
Document	11/07/22 00:45	KC					
Desktop	11/07/22 00:58	KC					
Document	11/07/22 00:53	KC					
Desktop	11/07/22 00:58	KC					
Document	11/07/22 01:00	KC					
Desktop	11/07/22 02:44	KC					
Document	11/07/22 01:30	KC					
Desktop	11/07/22 02:44	KC					
Document	11/07/22 02:00	KC					
Desktop	11/07/22 02:44	KC					
Document	11/07/22 02:16	KC					
Desktop	11/07/22 02:44	KC					
Document	11/07/22 02:30	KC					
Desktop	11/07/22 02:44	KC					
Document	11/07/22 03:00	KC					
Desktop	11/07/22 04:49	KC					
Document	11/07/22 03:30	KC					
Desktop	11/07/22 04:49	KC					
Document	11/07/22 03:45	KC					
Desktop	11/07/22 04:49	KC					
Document	11/07/22 04:00	KC					
Desktop	11/07/22 04:49	KC					
Document	11/07/22 04:15	KC					
Desktop	11/07/22 04:49	KC					
Document	11/07/22 04:30	KC					
Desktop	11/07/22 04:49	KC					
Document	11/07/22 04:45	KC					
Desktop	11/07/22 04:49	KC					

Iyons, Kathleen A **Location:** Q 1 Intensive Care Unit **Room-Bed:** QI007-A
Facility: Queen of the Valley Hospital **Med Rec Num:** MR01483046 **Visit:** QH0054940416
 61 F 07/13/1961

Vital Signs - Continued

Document	11/07/22 05:00	KC				
Desktop	11/07/22 06:11	KC				
Document	11/07/22 05:15	KC				
Desktop	11/07/22 06:11	KC				
Document	11/07/22 05:30	KC				
Desktop	11/07/22 06:11	KC				
Document	11/07/22 05:45	KC				
Desktop	11/07/22 06:11	KC				
Document	11/07/22 06:00	KC				
Desktop	11/07/22 06:11	KC				
Document	11/07/22 06:15	RD				
Desktop	11/07/22 10:30	RD				
Document	11/07/22 06:30	RD				
Desktop	11/07/22 10:30	RD				
Document	11/07/22 06:45	RD				
Desktop	11/07/22 10:30	RD				
Document	11/07/22 07:00	RD				
Desktop	11/07/22 10:30	RD				
Document	11/07/22 07:15	RD				
Desktop	11/07/22 10:30	RD				
Document	11/07/22 07:30	RD				
Desktop	11/07/22 10:30	RD				
Document	11/07/22 07:45	RD				
Desktop	11/07/22 10:30	RD				
Document	11/07/22 08:00	RD				
Desktop	11/07/22 10:30	RD				
Document	11/07/22 08:15	RD				
Desktop	11/07/22 10:30	RD				
Document	11/07/22 08:30	RD				
Desktop	11/07/22 10:30	RD				
Document	11/07/22 08:45	RD				
Desktop	11/07/22 10:30	RD				
Document	11/07/22 09:00	RD				
Desktop	11/07/22 10:30	RD				
Document	11/07/22 09:15	RD				
Desktop	11/07/22 10:30	RD				
Document	11/07/22 09:30	RD				
Desktop	11/07/22 10:30	RD				
Document	11/07/22 09:45	RD				
Desktop	11/07/22 10:30	RD				

Iyons, Kathleen A **Location:** Q 1 Intensive Care Unit **Room-Bed:** QI007-A
Facility: Queen of the Valley Hospital **Med Rec Num:** MR01483046 **Visit:** QH0054940416
 61 F 07/13/1961

Vital Signs - Continued

Document	11/07/22 10:00	RD				
Desktop	11/07/22 10:30	RD				
Document	11/07/22 10:15	RD				
Desktop	11/07/22 10:30	RD				
Document	11/07/22 10:30	RD				
Desktop	11/07/22 13:08	RD				
Document	11/07/22 10:45	RD				
Desktop	11/07/22 13:08	RD				
Document	11/07/22 11:00	RD				
Desktop	11/07/22 13:08	RD				
Document	11/07/22 11:15	RD				
Desktop	11/07/22 13:08	RD				
Document	11/07/22 11:30	RD				
Desktop	11/07/22 13:08	RD				
Document	11/07/22 11:45	RD				
Desktop	11/07/22 13:08	RD				
Document	11/07/22 12:00	RD				
Desktop	11/07/22 13:08	RD				
Document	11/07/22 12:15	RD				
Desktop	11/07/22 13:08	RD				
Document	11/07/22 12:30	RD				
Desktop	11/07/22 13:08	RD				
Document	11/07/22 12:45	RD				
Desktop	11/07/22 13:08	RD				
Document	11/07/22 13:00	RD				
Desktop	11/07/22 13:08	RD				
Document	11/07/22 13:15	RD				
Desktop	11/07/22 16:39	RD				
Document	11/07/22 13:30	RD				
Desktop	11/07/22 16:39	RD				
Document	11/07/22 13:46	RD				
Desktop	11/07/22 16:39	RD				
Document	11/07/22 14:00	RD				
Desktop	11/07/22 16:39	RD				
Document	11/07/22 14:16	RD				
Desktop	11/07/22 16:39	RD				
Document	11/07/22 14:30	RD				
Desktop	11/07/22 16:39	RD				
Document	11/07/22 14:46	RD				
Desktop	11/07/22 16:39	RD				

Iyons, Kathleen A **Location:** Q 1 Intensive Care Unit **Room-Bed:** QI007-A
Facility: Queen of the Valley Hospital **Med Rec Num:** MR01483046 **Visit:** QH0054940416
 61 F 07/13/1961

Vital Signs - Continued

Document	11/07/22 15:00	RD				
Desktop	11/07/22 16:39	RD				
Document	11/07/22 15:16	RD				
Desktop	11/07/22 16:39	RD				
Document	11/07/22 15:30	RD				
Desktop	11/07/22 16:39	RD				
Document	11/07/22 15:46	RD				
Desktop	11/07/22 16:39	RD				
Document	11/07/22 16:00	RD				
Desktop	11/07/22 16:39	RD				
Document	11/07/22 16:16	RD				
Desktop	11/07/22 16:39	RD				
Document	11/07/22 16:30	RD				
Desktop	11/07/22 16:39	RD				
Document	11/07/22 16:46	RD				
Desktop	11/07/22 18:34	RD				
Document	11/07/22 17:00	RD				
Desktop	11/07/22 18:34	RD				
Document	11/07/22 17:16	RD				
Desktop	11/07/22 18:34	RD				
Document	11/07/22 17:30	RD				
Desktop	11/07/22 18:34	RD				
Document	11/07/22 17:46	RD				
Desktop	11/07/22 18:34	RD				
Document	11/07/22 18:00	RD				
Desktop	11/07/22 18:34	RD				
Document	11/07/22 18:16	RD				
Desktop	11/07/22 18:34	RD				
Document	11/07/22 18:30	RD				
Desktop	11/07/22 18:34	RD				
Document	11/07/22 18:31	RD				
Desktop	11/07/22 18:34	RD				
Document	11/07/22 18:45	CMS				
Desktop	11/07/22 20:01	CMS				
Document	11/07/22 19:00	CMS				
Desktop	11/07/22 20:01	CMS				
Document	11/07/22 19:15	CMS				
Desktop	11/07/22 20:01	CMS				
Document	11/07/22 19:30	CMS				
Desktop	11/07/22 20:01	CMS				

Lyons, Kathleen A **Location:** Q 1 Intensive Care Unit **Room-Bed:** QI007-A
Facility: Queen of the Valley Hospital **Med Rec Num:** MR01483046 **Visit:** QH0054940416
 61 F 07/13/1961

Vital Signs - Continued

Document	11/07/22 19:45	CMS				
Desktop	11/07/22 20:01	CMS				
Document	11/07/22 20:00	CMS				
Desktop	11/07/22 20:24	CMS				
Document	11/07/22 20:15	CMS				
Desktop	11/07/22 20:24	CMS				
Document	11/07/22 20:30	CMS				
Desktop	11/07/22 23:57	CMS				
Document	11/07/22 20:45	CMS				
Desktop	11/07/22 23:57	CMS				
Document	11/07/22 21:00	CMS				
Desktop	11/07/22 23:57	CMS				
Document	11/07/22 21:15	CMS				
Desktop	11/07/22 23:57	CMS				
Document	11/07/22 21:30	CMS				
Desktop	11/07/22 23:57	CMS				
Document	11/07/22 21:45	CMS				
Desktop	11/07/22 23:57	CMS				
Document	11/07/22 22:00	CMS				
Desktop	11/07/22 23:57	CMS				
Document	11/07/22 22:15	CMS				
Desktop	11/07/22 23:57	CMS				
Document	11/07/22 22:30	CMS				
Desktop	11/07/22 23:57	CMS				
Document	11/07/22 22:45	CMS				
Desktop	11/07/22 23:57	CMS				
Document	11/07/22 23:00	CMS				
Desktop	11/07/22 23:57	CMS				
Document	11/07/22 23:15	CMS				
Desktop	11/07/22 23:57	CMS				
Document	11/07/22 23:30	CMS				
Desktop	11/07/22 23:57	CMS				
Document	11/07/22 23:45	CMS				
Desktop	11/07/22 23:57	CMS				
Document	11/08/22 00:00	CMS				
Desktop	11/08/22 01:04	CMS				
Document	11/08/22 00:15	CMS				
Desktop	11/08/22 01:04	CMS				
Document	11/08/22 00:30	CMS				
Desktop	11/08/22 01:04	CMS				

Lyons Kathleen A **Location:** Q 1 Intensive Care Unit **Room-Bed:** QI007-A
Facility: Queen of the Valley Hospital **Med Rec Num:** MR01483046 **Visit:** QH0054940416
 61 F 07/13/1961

Vital Signs - Continued

Document	11/08/22 00:45	CMS				
Desktop	11/08/22 01:04	CMS				
Document	11/08/22 00:46	CMS				
Desktop	11/08/22 01:04	CMS				
Document	11/08/22 01:00	CMS				
Desktop	11/08/22 01:04	CMS				
Document	11/08/22 01:01	CMS				
Desktop	11/08/22 01:04	CMS				
Document	11/08/22 01:15	CMS				
Desktop	11/08/22 02:28	CMS				
Document	11/08/22 01:30	CMS				
Desktop	11/08/22 02:28	CMS				
Document	11/08/22 01:45	CMS				
Desktop	11/08/22 02:28	CMS				
Document	11/08/22 01:46	CMS				
Desktop	11/08/22 02:28	CMS				
Document	11/08/22 02:00	CMS				
Desktop	11/08/22 02:28	CMS				
Document	11/08/22 02:01	CMS				
Desktop	11/08/22 02:28	CMS				
Document	11/08/22 02:15	CMS				
Desktop	11/08/22 02:28	CMS				
Document	11/08/22 02:16	CMS				
Desktop	11/08/22 02:28	CMS				
Document	11/08/22 02:30	CMS				
Desktop	11/08/22 02:56	CMS				
Document	11/08/22 02:45	CMS				
Desktop	11/08/22 02:56	CMS				
Document	11/08/22 03:00	CMS				
Desktop	11/08/22 04:35	CMS				
Document	11/08/22 03:15	CMS				
Desktop	11/08/22 04:35	CMS				
Document	11/08/22 03:30	CMS				
Desktop	11/08/22 04:35	CMS				
Document	11/08/22 03:45	CMS				
Desktop	11/08/22 04:35	CMS				
Document	11/08/22 04:00	CMS				
Desktop	11/08/22 04:35	CMS				
Document	11/08/22 04:15	CMS				
Desktop	11/08/22 04:35	CMS				

Lyons Kathleen A **Location:** Q 1 Intensive Care Unit **Room-Bed:** QI007-A
Facility: Queen of the Valley Hospital **Med Rec Num:** MR01483046 **Visit:** QH0054940416
 61 F 07/13/1961

Vital Signs - Continued

Document	11/08/22 04:30	CMS				
Desktop	11/08/22 04:35	CMS				
Document	11/08/22 04:45	CMS				
Desktop	11/08/22 05:49	CMS				
Document	11/08/22 05:00	CMS				
Desktop	11/08/22 05:49	CMS				
Document	11/08/22 05:15	CMS				
Desktop	11/08/22 05:49	CMS				
Document	11/08/22 05:30	CMS				
Desktop	11/08/22 05:49	CMS				
Document	11/08/22 05:45	CMS				
Desktop	11/08/22 05:49	CMS				
Document	11/08/22 06:00	CMS				
Desktop	11/08/22 06:12	CMS				
Document	11/08/22 06:15	CMS				
Desktop	11/08/22 06:33	CMS				
Document	11/08/22 06:30	CMS				
Desktop	11/08/22 06:33	CMS				
Document	11/08/22 06:45	CMS				
Desktop	11/08/22 07:02	CMS				
Document	11/08/22 07:00	CMS				
Desktop	11/08/22 07:02	CMS				
Document	11/08/22 07:15	JD				
Desktop	11/08/22 08:55	JD				
Document	11/08/22 07:30	JD				
Desktop	11/08/22 08:55	JD				
Document	11/08/22 07:45	JD				
Desktop	11/08/22 08:55	JD				
Document	11/08/22 08:00	JD				
Desktop	11/08/22 08:55	JD				
Document	11/08/22 08:35	JD				
Desktop	11/08/22 08:55	JD				
Document	11/08/22 08:46	JD				
Desktop	11/08/22 08:55	JD				
Document	11/08/22 09:00	JD				
Desktop	11/08/22 11:11	JD				
Document	11/08/22 10:30	JD				
Desktop	11/08/22 11:11	JD				
Document	11/08/22 11:00	JD				
Desktop	11/08/22 11:11	JD				

Iyons, Kathleen A **Location:** Q 1 Intensive Care Unit **Room-Bed:** QI007-A
Facility: Queen of the Valley Hospital **Med Rec Num:** MR01483046 **Visit:** QH0054940416
 61 F 07/13/1961

Vital Signs - Continued

Document	11/08/22 11:30	JD				
Desktop	11/08/22 12:38	JD				
Document	11/08/22 12:00	JD				
Desktop	11/08/22 12:38	JD				
Document	11/08/22 12:30	JD				
Desktop	11/08/22 12:38	JD				
Document	11/08/22 13:00	JD				
Desktop	11/08/22 14:34	JD				
Document	11/08/22 13:30	JD				
Desktop	11/08/22 14:34	JD				
Document	11/08/22 14:00	JD				
Desktop	11/08/22 14:34	JD				
Document	11/08/22 14:30	JD				
Desktop	11/08/22 14:34	JD				
Document	11/08/22 15:00	JD				
Desktop	11/08/22 17:47	JD				
Document	11/08/22 15:30	JD				
Desktop	11/08/22 17:47	JD				
Document	11/08/22 16:00	JD				
Desktop	11/08/22 17:47	JD				
Document	11/08/22 16:30	JD				
Desktop	11/08/22 17:47	JD				
Document	11/08/22 17:00	JD				
Desktop	11/08/22 17:47	JD				
Document	11/08/22 17:30	JD				
Desktop	11/08/22 17:47	JD				
Document	11/08/22 18:00	JD				
Desktop	11/08/22 18:13	JD				
Document	11/08/22 18:15	CMS				
Desktop	11/08/22 19:59	CMS				
Document	11/08/22 18:30	CMS				
Desktop	11/08/22 19:59	CMS				
Document	11/08/22 18:45	CMS				
Desktop	11/08/22 19:59	CMS				
Document	11/08/22 19:00	CMS				
Desktop	11/08/22 19:59	CMS				
Document	11/08/22 19:15	CMS				
Desktop	11/08/22 19:59	CMS				
Document	11/08/22 19:30	CMS				
Desktop	11/08/22 19:59	CMS				

Lyons, Kathleen A **Location:** Q 1 Intensive Care Unit **Room-Bed:** QI007-A
Facility: Queen of the Valley Hospital **Med Rec Num:** MR01483046 **Visit:** QH0054940416
 61 F 07/13/1961

Vital Signs - Continued

Document	11/08/22 19:45	CMS				
Desktop	11/08/22 19:59	CMS				
Document	11/08/22 20:00	CMS				
Desktop	11/08/22 20:12	CMS				
Document	11/08/22 20:15	CMS				
Desktop	11/08/22 21:32	CMS				
Document	11/08/22 20:30	CMS				
Desktop	11/08/22 21:32	CMS				
Document	11/08/22 20:45	CMS				
Desktop	11/08/22 21:32	CMS				
Document	11/08/22 21:00	CMS				
Desktop	11/08/22 21:32	CMS				
Document	11/08/22 21:15	CMS				
Desktop	11/08/22 21:32	CMS				
Document	11/08/22 21:30	CMS				
Desktop	11/08/22 21:32	CMS				
Document	11/08/22 21:45	CMS				
Desktop	11/08/22 22:59	CMS				
Document	11/08/22 22:00	CMS				
Desktop	11/08/22 22:59	CMS				
Document	11/08/22 22:15	CMS				
Desktop	11/08/22 22:59	CMS				
Document	11/08/22 22:30	CMS				
Desktop	11/08/22 22:59	CMS				
Document	11/08/22 22:45	CMS				
Desktop	11/08/22 22:59	CMS				
Document	11/08/22 23:00	CMS				
Desktop	11/09/22 00:14	CMS				
Document	11/08/22 23:15	CMS				
Desktop	11/09/22 00:14	CMS				
Document	11/08/22 23:30	CMS				
Desktop	11/09/22 00:14	CMS				
Document	11/08/22 23:45	CMS				
Desktop	11/09/22 00:14	CMS				
Document	11/09/22 00:00	CMS				
Desktop	11/09/22 00:14	CMS				
Document	11/09/22 00:15	CMS				
Desktop	11/09/22 01:52	CMS				
Document	11/09/22 00:30	CMS				
Desktop	11/09/22 01:52	CMS				

Iyons, Kathleen A **Location:** Q 1 Intensive Care Unit **Room-Bed:** QI007-A
Facility: Queen of the Valley Hospital **Med Rec Num:** MR01483046 **Visit:** QH0054940416
 61 F 07/13/1961

Vital Signs - Continued

Document	11/09/22 00:45	CMS				
Desktop	11/09/22 01:52	CMS				
Document	11/09/22 01:00	CMS				
Desktop	11/09/22 01:52	CMS				
Document	11/09/22 01:15	CMS				
Desktop	11/09/22 01:52	CMS				
Document	11/09/22 01:30	CMS				
Desktop	11/09/22 01:52	CMS				
Document	11/09/22 01:45	CMS				
Desktop	11/09/22 01:52	CMS				
Document	11/09/22 02:00	CMS				
Desktop	11/09/22 04:11	CMS				
Document	11/09/22 02:15	CMS				
Desktop	11/09/22 04:11	CMS				
Document	11/09/22 02:30	CMS				
Desktop	11/09/22 04:11	CMS				
Document	11/09/22 02:45	CMS				
Desktop	11/09/22 04:11	CMS				
Document	11/09/22 03:00	CMS				
Desktop	11/09/22 04:11	CMS				
Document	11/09/22 03:15	CMS				
Desktop	11/09/22 04:11	CMS				
Document	11/09/22 03:30	CMS				
Desktop	11/09/22 04:11	CMS				
Document	11/09/22 03:45	CMS				
Desktop	11/09/22 04:11	CMS				
Document	11/09/22 04:00	CMS				
Desktop	11/09/22 04:11	CMS				
Document	11/09/22 04:15	CMS				
QICUK104	11/09/22 04:22	CMS				
Document	11/09/22 04:30	CMS				
Desktop	11/09/22 06:05	CMS				
Document	11/09/22 04:45	CMS				
Desktop	11/09/22 06:05	CMS				
Document	11/09/22 05:00	CMS				
Desktop	11/09/22 06:05	CMS				
Document	11/09/22 05:15	CMS				
Desktop	11/09/22 06:05	CMS				
Document	11/09/22 05:30	CMS				
Desktop	11/09/22 06:05	CMS				

Iyons, Kathleen A

Facility: Queen of the Valley Hospital **Location:** Q 1 Intensive Care Unit
 61 F 07/13/1961 **Med Rec Num:** MR01483046

Room-Bed: QI007-A
Visit: QH0054940416

Vital Signs - Continued

Document	11/09/22 05:45	CMS				
Desktop	11/09/22 06:05	CMS				
Document	11/09/22 06:00	CMS				
Desktop	11/09/22 06:05	CMS				
Document	11/09/22 06:15	CMS				
Desktop	11/09/22 06:52	CMS				
Document	11/09/22 06:30	CMS				
Desktop	11/09/22 06:52	CMS				
Document	11/09/22 06:45	CMS				
Desktop	11/09/22 06:52	CMS				
Document	11/09/22 07:00	CMS				
Desktop	11/09/22 07:02	CMS				
Document	11/09/22 07:30	JD				
Desktop	11/09/22 09:12	JD				
Document	11/09/22 08:00	JD				
Desktop	11/09/22 09:12	JD				
Document	11/09/22 08:30	JD				
Desktop	11/09/22 09:12	JD				
Document	11/09/22 09:00	JD				
Desktop	11/09/22 09:12	JD				
Document	11/09/22 09:01	JD				
Desktop	11/09/22 09:12	JD				
Document	11/09/22 09:30	JD				
Desktop	11/09/22 10:20	JD				
Document	11/09/22 10:00	JD				
Desktop	11/09/22 10:20	JD				
Document	11/09/22 10:30	JD				
Desktop	11/09/22 16:29	JD				
Document	11/09/22 12:24	JD				
Desktop	11/09/22 16:29	JD				
Document	11/09/22 12:30	JD				
Desktop	11/09/22 16:29	JD				
Document	11/09/22 13:00	JD				
Desktop	11/09/22 16:29	JD				
Document	11/09/22 13:30	JD				
Desktop	11/09/22 16:29	JD				
Document	11/09/22 14:00	JD				
Desktop	11/09/22 16:29	JD				
Document	11/09/22 14:30	JD				
Desktop	11/09/22 16:29	JD				

Iyons, Kathleen A **Location:** Q 1 Intensive Care Unit **Room-Bed:** QI007-A
Facility: Queen of the Valley Hospital **Med Rec Num:** MR01483046 **Visit:** QH0054940416
 61 F 07/13/1961

Vital Signs - Continued

Document	11/09/22 15:00	JD				
Desktop	11/09/22 16:29	JD				
Document	11/09/22 15:30	JD				
Desktop	11/09/22 16:29	JD				
Document	11/09/22 16:00	JD				
Desktop	11/09/22 16:29	JD				
Document	11/09/22 16:30	JD				
Desktop	11/09/22 18:12	JD				
Document	11/09/22 17:00	JD				
Desktop	11/09/22 18:12	JD				
Document	11/09/22 17:30	JD				
Desktop	11/09/22 18:12	JD				
Document	11/09/22 18:00	JD				
Desktop	11/09/22 18:12	JD				
Document	11/09/22 18:31	MA				
Desktop	11/09/22 21:23	MA				
Document	11/09/22 18:46	MA				
Desktop	11/09/22 21:23	MA				
Document	11/09/22 19:00	MA				
Desktop	11/09/22 21:23	MA				
Document	11/09/22 19:30	MA				
Desktop	11/09/22 21:23	MA				
Document	11/09/22 20:00	MA				
Desktop	11/09/22 21:23	MA				
Document	11/09/22 20:30	MA				
Desktop	11/09/22 21:23	MA				
Document	11/09/22 21:00	MA				
Desktop	11/09/22 21:23	MA				
Document	11/09/22 21:30	MA				
Desktop	11/09/22 22:07	MA				
Document	11/09/22 21:31	MA				
Desktop	11/09/22 22:07	MA				
Document	11/09/22 21:46	MA				
Desktop	11/09/22 22:07	MA				
Document	11/09/22 22:00	MA				
Desktop	11/09/22 22:07	MA				
Document	11/09/22 22:01	MA				
Desktop	11/09/22 22:07	MA				
Document	11/09/22 22:30	MA				
Desktop	11/09/22 22:48	MA				

Lyons, Kathleen A **Location:** Q 1 Intensive Care Unit **Room-Bed:** QI007-A
Facility: Queen of the Valley Hospital **Med Rec Num:** MR01483046 **Visit:** QH0054940416
 61 F 07/13/1961

Vital Signs - Continued

Document	11/09/22 22:46	MA				
Desktop	11/09/22 22:48	MA				
Document	11/09/22 23:00	MA				
Desktop	11/10/22 00:47	MA				
Document	11/09/22 23:30	MA				
Desktop	11/10/22 00:47	MA				
Document	11/10/22 00:00	MA				
Desktop	11/10/22 00:47	MA				
Document	11/10/22 00:30	MA				
Desktop	11/10/22 00:47	MA				
Document	11/10/22 01:00	MA				
Desktop	11/10/22 02:12	MA				
Document	11/10/22 01:30	MA				
Desktop	11/10/22 02:12	MA				
Document	11/10/22 02:00	MA				
Desktop	11/10/22 02:28	MA				
Document	11/10/22 02:00	MA				
Desktop	11/10/22 03:34	MA				
Document	11/10/22 02:30	MA				
Desktop	11/10/22 03:34	MA				
Document	11/10/22 03:00	MA				
Desktop	11/10/22 03:34	MA				
Document	11/10/22 03:30	MA				
Desktop	11/10/22 04:40	MA				
Document	11/10/22 04:00	MA				
Desktop	11/10/22 04:40	MA				
Document	11/10/22 04:30	MA				
Desktop	11/10/22 04:40	MA				
Document	11/10/22 05:00	MA				
Desktop	11/10/22 06:08	MA				
Document	11/10/22 05:30	MA				
Desktop	11/10/22 06:08	MA				
Document	11/10/22 06:00	MA				
Desktop	11/10/22 06:08	MA				
Document	11/10/22 06:02	MN				
Desktop	11/10/22 07:45	MN				
Document	11/10/22 06:30	MN				
Desktop	11/10/22 07:45	MN				
Document	11/10/22 06:31	MN				
Desktop	11/10/22 07:45	MN				

Iyons, Kathleen A **Location:** Q 1 Intensive Care Unit **Room-Bed:** QI007-A
Facility: Queen of the Valley Hospital **Med Rec Num:** MR01483046 **Visit:** QH0054940416
 61 F 07/13/1961

Vital Signs - Continued

Document	11/10/22 06:45	MA				
Desktop	11/10/22 06:46	MA				
Document	11/10/22 07:00	MN				
Desktop	11/10/22 07:45	MN				
Document	11/10/22 07:01	MN				
Desktop	11/10/22 07:45	MN				
Document	11/10/22 07:30	MN				
Desktop	11/10/22 07:45	MN				
Document	11/10/22 07:31	MN				
Desktop	11/10/22 07:45	MN				
Document	11/10/22 07:32	MN				
Desktop	11/10/22 09:12	MN				
Document	11/10/22 08:19	MN				
Desktop	11/10/22 09:12	MN				
Document	11/10/22 08:26	MN				
Desktop	11/10/22 09:12	MN				
Document	11/10/22 08:30	MN				
Desktop	11/10/22 09:12	MN				
Document	11/10/22 08:31	MN				
Desktop	11/10/22 09:12	MN				
Document	11/10/22 09:00	MN				
Desktop	11/10/22 09:12	MN				
Document	11/10/22 09:01	MN				
Desktop	11/10/22 09:12	MN				
Document	11/10/22 09:02	MN				
Desktop	11/10/22 10:18	MN				
Document	11/10/22 09:30	MN				
Desktop	11/10/22 10:18	MN				
Document	11/10/22 09:31	MN				
Desktop	11/10/22 10:18	MN				
Document	11/10/22 10:00	MN				
Desktop	11/10/22 10:18	MN				
Document	11/10/22 10:01	MN				
Desktop	11/10/22 10:18	MN				
Document	11/10/22 10:02	MN				
Desktop	11/10/22 11:06	MN				
Document	11/10/22 10:30	MN				
Desktop	11/10/22 11:06	MN				
Document	11/10/22 10:31	MN				
Desktop	11/10/22 11:06	MN				

Lyons, Kathleen A **Location:** Q 1 Intensive Care Unit **Room-Bed:** QI007-A
Facility: Queen of the Valley Hospital **Med Rec Num:** MR01483046 **Visit:** QH0054940416
 61 F 07/13/1961

Vital Signs - Continued

Document	11/10/22	11:00	MN				
Desktop	11/10/22	11:06	MN				
Document	11/10/22	11:01	MN				
Desktop	11/10/22	11:06	MN				
Document	11/10/22	11:02	MN				
Desktop	11/10/22	13:11	MN				
Document	11/10/22	11:30	MN				
Desktop	11/10/22	13:11	MN				
Document	11/10/22	11:31	MN				
Desktop	11/10/22	13:11	MN				
Document	11/10/22	12:00	MN				
Desktop	11/10/22	13:11	MN				
Document	11/10/22	12:01	MN				
Desktop	11/10/22	13:11	MN				
Document	11/10/22	12:05	MN				
Desktop	11/10/22	13:11	MN				
Document	11/10/22	12:30	MN				
Desktop	11/10/22	13:11	MN				
Document	11/10/22	12:31	MN				
Desktop	11/10/22	13:11	MN				
Document	11/10/22	13:00	MN				
Desktop	11/10/22	13:11	MN				
Document	11/10/22	13:01	MN				
Desktop	11/10/22	13:11	MN				
Document	11/10/22	13:30	MN				
Desktop	11/10/22	15:33	MN				
Document	11/10/22	13:31	MN				
Desktop	11/10/22	15:33	MN				
Document	11/10/22	13:55	MN				
Desktop	11/10/22	15:33	MN				
Document	11/10/22	14:00	MN				
Desktop	11/10/22	15:33	MN				
Document	11/10/22	14:01	MN				
Desktop	11/10/22	15:33	MN				
Document	11/10/22	14:06	MN				
Desktop	11/10/22	15:33	MN				
Document	11/10/22	14:11	MN				
Desktop	11/10/22	15:33	MN				
Document	11/10/22	14:16	MN				
Desktop	11/10/22	15:33	MN				

Lyons, Kathleen A **Location:** Q 1 Intensive Care Unit **Room-Bed:** QI007-A
Facility: Queen of the Valley Hospital **Med Rec Num:** MR01483046 **Visit:** QH0054940416
 61 F 07/13/1961

Vital Signs - Continued

Document	11/10/22 14:21	MN				
Desktop	11/10/22 15:33	MN				
Document	11/10/22 14:26	MN				
Desktop	11/10/22 15:33	MN				
Document	11/10/22 14:30	MN				
Desktop	11/10/22 15:33	MN				
Document	11/10/22 14:31	MN				
Desktop	11/10/22 15:33	MN				
Document	11/10/22 14:36	MN				
Desktop	11/10/22 15:33	MN				
Document	11/10/22 14:41	MN				
Desktop	11/10/22 15:33	MN				
Document	11/10/22 14:45	MN				
Desktop	11/10/22 15:33	MN				
Document	11/10/22 14:50	MN				
Desktop	11/10/22 15:33	MN				
Document	11/10/22 14:56	MN				
Desktop	11/10/22 15:33	MN				
Document	11/10/22 15:00	MN				
Desktop	11/10/22 15:33	MN				
Document	11/10/22 15:01	MN				
Desktop	11/10/22 15:33	MN				
Document	11/10/22 15:06	MN				
Desktop	11/10/22 15:33	MN				
Document	11/10/22 15:11	MN				
Desktop	11/10/22 15:33	MN				
Document	11/10/22 15:16	MN				
Desktop	11/10/22 15:33	MN				
Document	11/10/22 15:21	MN				
Desktop	11/10/22 15:33	MN				
Document	11/10/22 15:26	MN				
Desktop	11/10/22 15:33	MN				
Document	11/10/22 15:30	MN				
Desktop	11/10/22 15:33	MN				
Document	11/10/22 15:31	MN				
Desktop	11/10/22 15:33	MN				
Document	11/10/22 15:32	MN				
Desktop	11/10/22 16:02	MN				
Document	11/10/22 15:36	MN				
Desktop	11/10/22 16:02	MN				

Lyons, Kathleen A **Location:** Q 1 Intensive Care Unit **Room-Bed:** QI007-A
Facility: Queen of the Valley Hospital **Med Rec Num:** MR01483046 **Visit:** QH0054940416
 61 F 07/13/1961

Vital Signs - Continued

Document	11/10/22 15:41	MN				
Desktop	11/10/22 16:02	MN				
Document	11/10/22 15:46	MN				
Desktop	11/10/22 16:02	MN				
Document	11/10/22 15:51	MN				
Desktop	11/10/22 16:02	MN				
Document	11/10/22 15:56	MN				
Desktop	11/10/22 16:02	MN				
Document	11/10/22 16:00	MN				
Desktop	11/10/22 16:02	MN				
Document	11/10/22 16:01	MN				
Desktop	11/10/22 17:27	MN				
Document	11/10/22 16:06	MN				
Desktop	11/10/22 17:27	MN				
Document	11/10/22 16:11	MN				
Desktop	11/10/22 17:27	MN				
Document	11/10/22 16:16	MN				
Desktop	11/10/22 17:27	MN				
Document	11/10/22 16:21	MN				
Desktop	11/10/22 17:27	MN				
Document	11/10/22 16:26	MN				
Desktop	11/10/22 17:27	MN				
Document	11/10/22 16:30	MN				
Desktop	11/10/22 17:27	MN				
Document	11/10/22 16:31	MN				
Desktop	11/10/22 17:27	MN				
Document	11/10/22 16:36	MN				
Desktop	11/10/22 17:27	MN				
Document	11/10/22 16:41	MN				
Desktop	11/10/22 17:27	MN				
Document	11/10/22 16:46	MN				
Desktop	11/10/22 17:27	MN				
Document	11/10/22 16:50	MN				
Desktop	11/10/22 17:27	MN				
Document	11/10/22 16:56	MN				
Desktop	11/10/22 17:27	MN				
Document	11/10/22 17:00	MN				
Desktop	11/10/22 17:27	MN				
Document	11/10/22 17:01	MN				
Desktop	11/10/22 17:27	MN				

Lyons Kathleen A **Location:** Q 1 Intensive Care Unit **Room-Bed:** QI007-A
Facility: Queen of the Valley Hospital **Med Rec Num:** MR01483046 **Visit:** QH0054940416
 61 F 07/13/1961

Vital Signs - Continued

Document	11/10/22	17:06	MN				
Desktop	11/10/22	17:27	MN				
Document	11/10/22	17:10	MN				
Desktop	11/10/22	17:27	MN				
Document	11/10/22	17:16	MN				
Desktop	11/10/22	17:27	MN				
Document	11/10/22	17:21	MN				
Desktop	11/10/22	17:27	MN				
Document	11/10/22	17:26	MN				
Desktop	11/10/22	17:27	MN				
Document	11/10/22	17:27	MN				
Desktop	11/10/22	18:03	MN				
Document	11/10/22	17:30	MN				
Desktop	11/10/22	18:03	MN				
Document	11/10/22	18:03	MN				
Desktop	11/10/22	17:31	MN				
Document	11/10/22	18:03	MN				
Desktop	11/10/22	17:36	MN				
Document	11/10/22	18:03	MN				
Desktop	11/10/22	17:41	MN				
Document	11/10/22	18:03	MN				
Desktop	11/10/22	18:03	MN				
Document	11/10/22	17:46	MN				
Desktop	11/10/22	18:03	MN				
Document	11/10/22	17:51	MN				
Desktop	11/10/22	18:03	MN				
Document	11/10/22	17:56	MN				
Desktop	11/10/22	18:03	MN				
Document	11/10/22	18:00	MN				
Desktop	11/10/22	18:03	MN				
Document	11/10/22	18:01	MN				
Desktop	11/10/22	18:03	MN				
Document	11/10/22	18:15	AV				
Desktop	11/10/22	20:39	AV				
Document	11/10/22	18:30	AV				
Desktop	11/10/22	20:39	AV				
Document	11/10/22	18:45	AV				
Desktop	11/10/22	20:39	AV				
Document	11/10/22	19:00	AV				
Desktop	11/10/22	20:39	AV				
Document	11/10/22	19:15	AV				
Desktop	11/10/22	20:39	AV				

Iyons, Kathleen A **Location:** Q 1 Intensive Care Unit **Room-Bed:** QI007-A
Facility: Queen of the Valley Hospital **Med Rec Num:** MR01483046 **Visit:** QH0054940416
 61 F 07/13/1961

Vital Signs - Continued

Document	11/10/22 19:30	AV				
Desktop	11/10/22 20:39	AV				
Document	11/10/22 19:45	AV				
Desktop	11/10/22 20:39	AV				
Document	11/10/22 20:00	AV				
Desktop	11/10/22 20:39	AV				
Document	11/10/22 20:15	AV				
Desktop	11/10/22 20:39	AV				
Document	11/10/22 20:30	AV				
Desktop	11/10/22 20:39	AV				
Document	11/10/22 20:45	AV				
Desktop	11/10/22 22:09	AV				
Document	11/10/22 21:00	AV				
Desktop	11/10/22 22:09	AV				
Document	11/10/22 21:15	AV				
Desktop	11/10/22 22:09	AV				
Document	11/10/22 21:30	AV				
Desktop	11/10/22 22:09	AV				
Document	11/10/22 21:45	AV				
Desktop	11/10/22 22:09	AV				
Document	11/10/22 22:00	AV				
Desktop	11/10/22 22:09	AV				
Document	11/10/22 22:30	AV				
Desktop	11/11/22 00:51	AV				
Document	11/10/22 23:00	AV				
Desktop	11/11/22 00:51	AV				
Document	11/10/22 23:30	AV				
Desktop	11/11/22 00:51	AV				
Document	11/11/22 00:00	AV				
Desktop	11/11/22 00:51	AV				
Document	11/11/22 00:30	AV				
Desktop	11/11/22 00:51	AV				
Document	11/11/22 00:31	AV				
Desktop	11/11/22 00:51	AV				
Document	11/11/22 01:00	AV				
Desktop	11/11/22 02:45	AV				
Document	11/11/22 01:30	AV				
Desktop	11/11/22 02:45	AV				
Document	11/11/22 02:00	AV				
Desktop	11/11/22 02:45	AV				

Lyons, Kathleen A **Location:** Q 1 Intensive Care Unit **Room-Bed:** QI007-A
Facility: Queen of the Valley Hospital **Med Rec Num:** MR01483046 **Visit:** QH0054940416
 61 F 07/13/1961

Vital Signs - Continued

Document	11/11/22 02:30	AV				
Desktop	11/11/22 02:45	AV				
Document	11/11/22 03:00	AV				
Desktop	11/11/22 05:53	AV				
Document	11/11/22 03:30	AV				
Desktop	11/11/22 05:53	AV				
Document	11/11/22 04:00	AV				
Desktop	11/11/22 05:53	AV				
Document	11/11/22 04:30	AV				
Desktop	11/11/22 05:53	AV				
Document	11/11/22 05:00	AV				
Desktop	11/11/22 05:53	AV				
Document	11/11/22 05:30	AV				
Desktop	11/11/22 05:53	AV				
Document	11/11/22 06:00	AV				
Desktop	11/11/22 06:12	AV				
Document	11/11/22 06:02	MN				
Desktop	11/11/22 10:13	MN				
Document	11/11/22 06:16	MN				
Desktop	11/11/22 10:13	MN				
Document	11/11/22 06:30	MN				
Desktop	11/11/22 10:13	MN				
Document	11/11/22 06:31	MN				
Desktop	11/11/22 10:13	MN				
Document	11/11/22 06:46	MN				
Desktop	11/11/22 10:13	MN				
Document	11/11/22 07:00	MN				
Desktop	11/11/22 10:13	MN				
Document	11/11/22 07:01	MN				
Desktop	11/11/22 10:13	MN				
Document	11/11/22 07:16	MN				
Desktop	11/11/22 10:13	MN				
Document	11/11/22 07:30	MN				
Desktop	11/11/22 10:13	MN				
Document	11/11/22 07:31	MN				
Desktop	11/11/22 10:13	MN				
Document	11/11/22 07:53	MN				
Desktop	11/11/22 10:13	MN				
Document	11/11/22 08:00	MN				
Desktop	11/11/22 10:13	MN				

Iyons, Kathleen A **Location:** Q 1 Intensive Care Unit **Room-Bed:** QI007-A
Facility: Queen of the Valley Hospital **Med Rec Num:** MR01483046 **Visit:** QH0054940416
 61 F 07/13/1961

Vital Signs - Continued

Document	11/11/22 08:01	MN					
Desktop	11/11/22 10:13	MN					
Document	11/11/22 08:16	MN					
Desktop	11/11/22 10:13	MN					
Document	11/11/22 08:30	MN					
Desktop	11/11/22 10:13	MN					
Document	11/11/22 08:31	MN					
Desktop	11/11/22 10:13	MN					
Document	11/11/22 08:46	MN					
Desktop	11/11/22 10:13	MN					
Document	11/11/22 09:00	MN					
Desktop	11/11/22 10:13	MN					
Document	11/11/22 09:16	MN					
Desktop	11/11/22 10:13	MN					
Document	11/11/22 09:30	MN					
Desktop	11/11/22 10:13	MN					
Document	11/11/22 09:31	MN					
Desktop	11/11/22 10:13	MN					
Document	11/11/22 09:46	MN					
Desktop	11/11/22 10:13	MN					
Document	11/11/22 10:00	MN					
Desktop	11/11/22 10:13	MN					
Document	11/11/22 10:01	MN					
Desktop	11/11/22 10:13	MN					
Document	11/11/22 10:02	MN					
Desktop	11/11/22 12:06	MN					
Document	11/11/22 10:16	MN					
Desktop	11/11/22 12:06	MN					
Document	11/11/22 10:30	MN					
Desktop	11/11/22 12:06	MN					
Document	11/11/22 10:31	MN					
Desktop	11/11/22 12:06	MN					
Document	11/11/22 10:46	MN					
Desktop	11/11/22 12:06	MN					
Document	11/11/22 11:00	MN					
Desktop	11/11/22 12:06	MN					
Document	11/11/22 11:01	MN					
Desktop	11/11/22 12:06	MN					
Document	11/11/22 11:16	MN					
Desktop	11/11/22 12:06	MN					

Iyons, Kathleen A **Location:** Q 1 Intensive Care Unit **Room-Bed:** QI007-A
Facility: Queen of the Valley Hospital **Med Rec Num:** MR01483046 **Visit:** QH0054940416
 61 F 07/13/1961

Vital Signs - Continued

Document	11/11/22	11:30	MN				
Desktop	11/11/22	12:06	MN				
Document	11/11/22	11:31	MN				
Desktop	11/11/22	12:06	MN				
Document	11/11/22	11:46	MN				
Desktop	11/11/22	12:06	MN				
Document	11/11/22	12:00	MN				
Desktop	11/11/22	12:06	MN				
Document	11/11/22	12:01	MN				
Desktop	11/11/22	12:06	MN				
Document	11/11/22	12:02	MN				
Desktop	11/11/22	13:14	MN				
Document	11/11/22	12:16	MN				
Desktop	11/11/22	13:14	MN				
Document	11/11/22	12:30	MN				
Desktop	11/11/22	13:14	MN				
Document	11/11/22	12:31	MN				
Desktop	11/11/22	13:14	MN				
Document	11/11/22	12:46	MN				
Desktop	11/11/22	13:14	MN				
Document	11/11/22	13:00	MN				
Desktop	11/11/22	13:14	MN				
Document	11/11/22	13:01	MN				
Desktop	11/11/22	13:14	MN				
Document	11/11/22	13:02	MN				
Desktop	11/11/22	14:23	MN				
Document	11/11/22	13:16	MN				
Desktop	11/11/22	14:23	MN				
Document	11/11/22	13:30	MN				
Desktop	11/11/22	14:23	MN				
Document	11/11/22	13:31	MN				
Desktop	11/11/22	14:23	MN				
Document	11/11/22	13:46	MN				
Desktop	11/11/22	14:23	MN				
Document	11/11/22	14:00	MN				
Desktop	11/11/22	14:23	MN				
Document	11/11/22	14:01	MN				
Desktop	11/11/22	14:23	MN				
Document	11/11/22	14:16	MN				
Desktop	11/11/22	14:23	MN				

Iyons, Kathleen A **Location:** Q 1 Intensive Care Unit **Room-Bed:** QI007-A
Facility: Queen of the Valley Hospital **Med Rec Num:** MR01483046 **Visit:** QH0054940416
 61 F 07/13/1961

Vital Signs - Continued

Document	11/11/22 14:17	MN			
Desktop	11/11/22 15:22	MN			
Document	11/11/22 14:30	MN			
Desktop	11/11/22 15:22	MN			
Document	11/11/22 14:31	MN			
Desktop	11/11/22 15:22	MN			
Document	11/11/22 14:46	MN			
Desktop	11/11/22 15:22	MN			
Document	11/11/22 15:00	MN			
Desktop	11/11/22 15:22	MN			
Document	11/11/22 15:01	MN			
Desktop	11/11/22 15:22	MN			
Document	11/11/22 15:16	MN			
Desktop	11/11/22 15:22	MN			
Document	11/11/22 15:17	MN			
Desktop	11/11/22 16:13	MN			
Document	11/11/22 15:30	MN			
Desktop	11/11/22 16:13	MN			
Document	11/11/22 15:31	MN			
Desktop	11/11/22 16:13	MN			
Document	11/11/22 15:46	MN			
Desktop	11/11/22 16:13	MN			
Document	11/11/22 16:00	MN			
Desktop	11/11/22 16:13	MN			
Document	11/11/22 16:01	MN			
Desktop	11/11/22 16:13	MN			
Document	11/11/22 16:02	MN			
Desktop	11/11/22 19:31	MN			
Document	11/11/22 16:16	MN			
Desktop	11/11/22 19:31	MN			
Document	11/11/22 16:30	MN			
Desktop	11/11/22 19:31	MN			
Document	11/11/22 16:31	MN			
Desktop	11/11/22 19:31	MN			
Document	11/11/22 16:46	MN			
Desktop	11/11/22 19:31	MN			
Document	11/11/22 17:00	MN			
Desktop	11/11/22 19:31	MN			
Document	11/11/22 17:01	MN			
Desktop	11/11/22 19:31	MN			

Iyons, Kathleen A **Location:** Q 1 Intensive Care Unit **Room-Bed:** QI007-A
Facility: Queen of the Valley Hospital **Med Rec Num:** MR01483046 **Visit:** QH0054940416
 61 F 07/13/1961

Vital Signs - Continued

Document	11/11/22 17:16	MN				
Desktop	11/11/22 19:31	MN				
Document	11/11/22 17:30	MN				
Desktop	11/11/22 19:31	MN				
Document	11/11/22 17:31	MN				
Desktop	11/11/22 19:31	MN				
Document	11/11/22 17:46	MN				
Desktop	11/11/22 19:31	MN				
Document	11/11/22 18:00	MN				
Desktop	11/11/22 19:31	MN				
Document	11/11/22 18:01	MN				
Desktop	11/11/22 19:31	MN				
Document	11/11/22 18:16	MN				
Desktop	11/11/22 19:31	MN				
Document	11/11/22 18:30	MN				
Desktop	11/11/22 19:31	MN				
Document	11/11/22 18:31	MN				
Desktop	11/11/22 19:31	MN				
Document	11/11/22 18:46	MN				
Desktop	11/11/22 19:31	MN				
Document	11/11/22 19:00	MN				
Desktop	11/11/22 19:31	MN				
Document	11/11/22 19:01	MN				
Desktop	11/11/22 19:31	MN				
Document	11/11/22 19:16	MN				
Desktop	11/11/22 19:31	MN				
Document	11/11/22 19:30	CMS				
Desktop	11/11/22 19:53	CMS				
Document	11/11/22 19:45	CMS				
Desktop	11/11/22 19:53	CMS				
Document	11/11/22 20:00	CMS				
Desktop	11/11/22 20:32	CMS				
Document	11/11/22 20:15	CMS				
Desktop	11/11/22 20:32	CMS				
Document	11/11/22 20:30	CMS				
Desktop	11/11/22 20:32	CMS				
Document	11/11/22 20:45	CMS				
Desktop	11/11/22 21:48	CMS				
Document	11/11/22 21:00	CMS				
Desktop	11/11/22 21:48	CMS				

Lyons, Kathleen A **Location:** Q 1 Intensive Care Unit **Room-Bed:** QI007-A
Facility: Queen of the Valley Hospital **Med Rec Num:** MR01483046 **Visit:** QH0054940416
 61 F 07/13/1961

Vital Signs - Continued

Document	11/11/22 21:15	CMS				
Desktop	11/11/22 21:48	CMS				
Document	11/11/22 21:30	CMS				
Desktop	11/11/22 21:48	CMS				
Document	11/11/22 21:45	CMS				
Desktop	11/11/22 21:48	CMS				
Document	11/11/22 22:00	CMS				
Desktop	11/11/22 22:10	CMS				
Document	11/11/22 22:15	CMS				
Desktop	11/11/22 22:48	CMS				
Document	11/11/22 22:30	CMS				
Desktop	11/11/22 22:48	CMS				
Document	11/11/22 22:45	CMS				
Desktop	11/11/22 22:48	CMS				
Document	11/11/22 23:00	CMS				
Desktop	11/12/22 00:13	CMS				
Document	11/11/22 23:15	CMS				
Desktop	11/12/22 00:13	CMS				
Document	11/11/22 23:30	CMS				
Desktop	11/12/22 00:13	CMS				
Document	11/11/22 23:45	CMS				
Desktop	11/12/22 00:13	CMS				
Document	11/12/22 00:00	CMS				
Desktop	11/12/22 00:13	CMS				
Document	11/12/22 00:15	CMS				
Desktop	11/12/22 03:38	CMS				
Document	11/12/22 00:30	CMS				
Desktop	11/12/22 03:38	CMS				
Document	11/12/22 00:45	CMS				
Desktop	11/12/22 03:38	CMS				
Document	11/12/22 01:00	CMS				
Desktop	11/12/22 03:38	CMS				
Document	11/12/22 01:15	CMS				
Desktop	11/12/22 03:38	CMS				
Document	11/12/22 01:30	CMS				
Desktop	11/12/22 03:38	CMS				
Document	11/12/22 01:45	CMS				
Desktop	11/12/22 03:38	CMS				
Document	11/12/22 02:00	CMS				
Desktop	11/12/22 03:38	CMS				

Lyons Kathleen A **Location:** Q 1 Intensive Care Unit **Room-Bed:** QI007-A
Facility: Queen of the Valley Hospital **Med Rec Num:** MR01483046 **Visit:** QH0054940416
 61 F 07/13/1961

Vital Signs - Continued

Document	11/12/22 02:15	CMS				
Desktop	11/12/22 03:38	CMS				
Document	11/12/22 02:30	CMS				
Desktop	11/12/22 03:38	CMS				
Document	11/12/22 02:45	CMS				
Desktop	11/12/22 03:38	CMS				
Document	11/12/22 03:00	CMS				
Desktop	11/12/22 03:38	CMS				
Document	11/12/22 03:15	CMS				
Desktop	11/12/22 03:38	CMS				
Document	11/12/22 03:30	CMS				
Desktop	11/12/22 03:38	CMS				
Document	11/12/22 03:45	CMS				
Desktop	11/12/22 04:11	CMS				
Document	11/12/22 04:00	CMS				
Desktop	11/12/22 04:11	CMS				
Document	11/12/22 04:15	CMS				
Desktop	11/12/22 06:15	CMS				
Document	11/12/22 04:30	CMS				
Desktop	11/12/22 06:15	CMS				
Document	11/12/22 04:45	CMS				
Desktop	11/12/22 06:15	CMS				
Document	11/12/22 05:00	CMS				
Desktop	11/12/22 06:15	CMS				
Document	11/12/22 05:15	CMS				
Desktop	11/12/22 06:15	CMS				
Document	11/12/22 05:30	CMS				
Desktop	11/12/22 06:15	CMS				
Document	11/12/22 05:45	CMS				
Desktop	11/12/22 06:15	CMS				
Document	11/12/22 06:00	CMS				
Desktop	11/12/22 06:15	CMS				
Document	11/12/22 06:15	CMS				
Desktop	11/12/22 06:38	CMS				
Document	11/12/22 06:30	CMS				
Desktop	11/12/22 06:38	CMS				
Document	11/12/22 06:45	CMS				
Desktop	11/12/22 06:55	CMS				
Document	11/12/22 07:00	CMS				
Desktop	11/12/22 07:05	CMS				

Iyons, Kathleen A **Location:** Q 1 Intensive Care Unit **Room-Bed:** QI007-A
Facility: Queen of the Valley Hospital **Med Rec Num:** MR01483046 **Visit:** QH0054940416
 61 F 07/13/1961

Vital Signs - Continued

Document	11/12/22	07:16	CO					
Desktop	11/12/22	08:14	CO					
Document	11/12/22	07:30	CO					
Desktop	11/12/22	08:14	CO					
Document	11/12/22	07:46	CO					
Desktop	11/12/22	08:14	CO					
Document	11/12/22	08:00	CO					
Desktop	11/12/22	08:14	CO					
Document	11/12/22	08:16	CO					
Desktop	11/12/22	10:08	CO					
Document	11/12/22	08:30	CO					
Desktop	11/12/22	10:08	CO					
Document	11/12/22	08:46	CO					
Desktop	11/12/22	10:08	CO					
Document	11/12/22	09:00	CO					
Desktop	11/12/22	10:08	CO					
Document	11/12/22	09:16	CO					
Desktop	11/12/22	10:08	CO					
Document	11/12/22	09:30	CO					
Desktop	11/12/22	10:08	CO					
Document	11/12/22	09:46	CO					
Desktop	11/12/22	10:08	CO					
Document	11/12/22	10:00	CO					
Desktop	11/12/22	10:08	CO					
Document	11/12/22	10:16	CO					
Desktop	11/12/22	12:16	CO					
Document	11/12/22	10:30	CO					
Desktop	11/12/22	12:16	CO					
Document	11/12/22	10:46	CO					
Desktop	11/12/22	12:16	CO					
Document	11/12/22	11:00	CO					
Desktop	11/12/22	12:16	CO					
Document	11/12/22	11:16	CO					
Desktop	11/12/22	12:16	CO					
Document	11/12/22	11:30	CO					
Desktop	11/12/22	12:16	CO					
Document	11/12/22	11:46	CO					
Desktop	11/12/22	12:16	CO					
Document	11/12/22	12:00	CO					
Desktop	11/12/22	12:16	CO					

Iyons, Kathleen A **Location:** Q 1 Intensive Care Unit **Room-Bed:** QI007-A
Facility: Queen of the Valley Hospital **Med Rec Num:** MR01483046 **Visit:** QH0054940416
 61 F 07/13/1961

Vital Signs - Continued

Document	11/12/22 12:16	CO					
Desktop	11/12/22 14:08	CO					
Document	11/12/22 12:30	CO					
Desktop	11/12/22 14:08	CO					
Document	11/12/22 12:46	CO					
Desktop	11/12/22 14:08	CO					
Document	11/12/22 13:00	CO					
Desktop	11/12/22 14:08	CO					
Document	11/12/22 13:16	CO					
Desktop	11/12/22 14:08	CO					
Document	11/12/22 13:30	CO					
Desktop	11/12/22 14:08	CO					
Document	11/12/22 13:46	CO					
Desktop	11/12/22 14:08	CO					
Document	11/12/22 14:00	CO					
Desktop	11/12/22 14:08	CO					
Document	11/12/22 14:16	CO					
Desktop	11/12/22 16:21	CO					
Document	11/12/22 14:30	CO					
Desktop	11/12/22 16:21	CO					
Document	11/12/22 14:46	CO					
Desktop	11/12/22 16:21	CO					
Document	11/12/22 15:00	CO					
Desktop	11/12/22 16:21	CO					
Document	11/12/22 15:16	CO					
Desktop	11/12/22 16:21	CO					
Document	11/12/22 15:30	CO					
Desktop	11/12/22 16:21	CO					
Document	11/12/22 15:46	CO					
Desktop	11/12/22 16:21	CO					
Document	11/12/22 16:00	CO					
Desktop	11/12/22 16:21	CO					
Document	11/12/22 16:16	CO					
Desktop	11/12/22 16:21	CO					
Document	11/12/22 16:30	CO					
Desktop	11/12/22 18:08	CO					
Document	11/12/22 16:46	CO					
Desktop	11/12/22 18:08	CO					
Document	11/12/22 17:00	CO					
Desktop	11/12/22 18:08	CO					

Iyons, Kathleen A **Location:** Q 1 Intensive Care Unit **Room-Bed:** QI007-A
Facility: Queen of the Valley Hospital **Med Rec Num:** MR01483046 **Visit:** QH0054940416
 61 F 07/13/1961

Vital Signs - Continued

Document	11/12/22 17:16	CO				
Desktop	11/12/22 18:08	CO				
Document	11/12/22 17:30	CO				
Desktop	11/12/22 18:08	CO				
Document	11/12/22 17:46	CO				
Desktop	11/12/22 18:08	CO				
Document	11/12/22 18:00	CO				
Desktop	11/12/22 18:08	CO				
Document	11/12/22 18:15	JAB				
Desktop	11/12/22 20:21	JAB				
Document	11/12/22 18:30	JAB				
Desktop	11/12/22 20:21	JAB				
Document	11/12/22 18:45	JAB				
Desktop	11/12/22 20:21	JAB				
Document	11/12/22 19:00	JAB				
Desktop	11/12/22 20:21	JAB				
Document	11/12/22 19:15	JAB				
Desktop	11/12/22 20:21	JAB				
Document	11/12/22 19:30	JAB				
Desktop	11/12/22 20:21	JAB				
Document	11/12/22 19:45	JAB				
Desktop	11/12/22 20:21	JAB				
Document	11/12/22 20:00	JAB				
Desktop	11/12/22 20:21	JAB				
Document	11/12/22 20:15	JAB				
Desktop	11/12/22 20:21	JAB				
Document	11/12/22 20:30	JAB				
Desktop	11/12/22 22:24	JAB				
Document	11/12/22 20:45	JAB				
Desktop	11/12/22 22:24	JAB				
Document	11/12/22 21:00	JAB				
Desktop	11/12/22 22:24	JAB				
Document	11/12/22 21:15	JAB				
Desktop	11/12/22 22:24	JAB				
Document	11/12/22 21:30	JAB				
Desktop	11/12/22 22:24	JAB				
Document	11/12/22 21:45	JAB				
Desktop	11/12/22 22:24	JAB				
Document	11/12/22 22:00	JAB				
Desktop	11/12/22 22:24	JAB				

Iyons, Kathleen A **Location:** Q 1 Intensive Care Unit **Room-Bed:** QI007-A
Facility: Queen of the Valley Hospital **Med Rec Num:** MR01483046 **Visit:** QH0054940416
 61 F 07/13/1961

Vital Signs - Continued

Document	11/12/22 22:15	JAB				
Desktop	11/12/22 22:24	JAB				
Document	11/12/22 22:30	JAB				
Desktop	11/13/22 00:46	JAB				
Document	11/12/22 22:31	JAB				
Desktop	11/13/22 00:46	JAB				
Document	11/12/22 22:45	JAB				
Desktop	11/13/22 00:46	JAB				
Document	11/12/22 22:46	JAB				
Desktop	11/13/22 00:46	JAB				
Document	11/12/22 23:00	JAB				
Desktop	11/13/22 00:46	JAB				
Document	11/12/22 23:01	JAB				
Desktop	11/13/22 00:46	JAB				
Document	11/12/22 23:15	JAB				
Desktop	11/13/22 00:46	JAB				
Document	11/12/22 23:15	JAB				
Desktop	11/13/22 00:46	JAB				
Document	11/12/22 23:30	JAB				
Desktop	11/13/22 00:46	JAB				
Document	11/12/22 23:45	JAB				
Desktop	11/13/22 00:46	JAB				
Document	11/13/22 00:00	JAB				
Desktop	11/13/22 00:46	JAB				
Document	11/13/22 00:01	JAB				
Desktop	11/13/22 00:46	JAB				
Document	11/13/22 00:15	JAB				
Desktop	11/13/22 00:46	JAB				
Document	11/13/22 00:30	JAB				
Desktop	11/13/22 00:46	JAB				
Document	11/13/22 00:31	JAB				
Desktop	11/13/22 02:57	JAB				
Document	11/13/22 00:45	JAB				
Desktop	11/13/22 02:57	JAB				
Document	11/13/22 01:00	JAB				
Desktop	11/13/22 02:57	JAB				
Document	11/13/22 01:15	JAB				
Desktop	11/13/22 02:57	JAB				
Document	11/13/22 01:30	JAB				
Desktop	11/13/22 02:57	JAB				
Document	11/13/22 01:45	JAB				
Desktop	11/13/22 02:57	JAB				

Lyons Kathleen A **Location:** Q 1 Intensive Care Unit **Room-Bed:** QI007-A
Facility: Queen of the Valley Hospital **Med Rec Num:** MR01483046 **Visit:** QH0054940416
 61 F 07/13/1961

Vital Signs - Continued

Document	11/13/22 02:00	JAB				
Desktop	11/13/22 02:57	JAB				
Document	11/13/22 02:15	JAB				
Desktop	11/13/22 02:57	JAB				
Document	11/13/22 02:30	JAB				
Desktop	11/13/22 02:57	JAB				
Document	11/13/22 02:45	JAB				
Desktop	11/13/22 02:57	JAB				
Document	11/13/22 03:00	JAB				
Desktop	11/13/22 04:43	JAB				
Document	11/13/22 03:15	JAB				
Desktop	11/13/22 04:43	JAB				
Document	11/13/22 03:30	JAB				
Desktop	11/13/22 04:43	JAB				
Document	11/13/22 03:45	JAB				
Desktop	11/13/22 04:43	JAB				
Document	11/13/22 04:00	JAB				
Desktop	11/13/22 04:43	JAB				
Document	11/13/22 04:15	JAB				
Desktop	11/13/22 04:43	JAB				
Document	11/13/22 04:30	JAB				
Desktop	11/13/22 04:43	JAB				
Document	11/13/22 04:45	JAB				
Desktop	11/13/22 06:38	JAB				
Document	11/13/22 05:00	JAB				
Desktop	11/13/22 06:38	JAB				
Document	11/13/22 05:15	JAB				
Desktop	11/13/22 06:38	JAB				
Document	11/13/22 05:30	JAB				
Desktop	11/13/22 06:38	JAB				
Document	11/13/22 05:45	JAB				
Desktop	11/13/22 06:38	JAB				
Document	11/13/22 06:00	JAB				
Desktop	11/13/22 06:38	JAB				
Document	11/13/22 06:15	JAB				
Desktop	11/13/22 06:38	JAB				
Document	11/13/22 06:30	JAB				
Desktop	11/13/22 06:38	JAB				
Document	11/13/22 06:45	CO				
Desktop	11/13/22 08:25	CO				

Iyons, Kathleen A **Location:** Q 1 Intensive Care Unit **Room-Bed:** QI007-A
Facility: Queen of the Valley Hospital **Med Rec Num:** MR01483046 **Visit:** QH0054940416
 61 F 07/13/1961

Vital Signs - Continued

Document	11/13/22 07:00	CO				
Desktop	11/13/22 08:25	CO				
Document	11/13/22 07:15	CO				
Desktop	11/13/22 08:25	CO				
Document	11/13/22 07:30	CO				
Desktop	11/13/22 08:25	CO				
Document	11/13/22 07:45	CO				
Desktop	11/13/22 08:25	CO				
Document	11/13/22 08:00	CO				
Desktop	11/13/22 08:25	CO				
Document	11/13/22 08:15	CO				
Desktop	11/13/22 08:25	CO				
Document	11/13/22 08:30	CO				
Desktop	11/13/22 10:04	CO				
Document	11/13/22 08:45	CO				
Desktop	11/13/22 10:04	CO				
Document	11/13/22 09:00	CO				
Desktop	11/13/22 10:04	CO				
Document	11/13/22 09:30	CO				
Desktop	11/13/22 10:04	CO				
Document	11/13/22 10:00	CO				
Desktop	11/13/22 10:04	CO				
Document	11/13/22 10:30	CO				
Desktop	11/13/22 12:18	CO				
Document	11/13/22 11:00	CO				
Desktop	11/13/22 12:18	CO				
Document	11/13/22 11:30	CO				
Desktop	11/13/22 12:18	CO				
Document	11/13/22 12:00	CO				
Desktop	11/13/22 12:18	CO				
Document	11/13/22 12:30	CO				
Desktop	11/13/22 14:04	CO				
Document	11/13/22 13:00	CO				
Desktop	11/13/22 14:04	CO				
Document	11/13/22 13:30	CO				
Desktop	11/13/22 14:04	CO				
Document	11/13/22 14:00	CO				
Desktop	11/13/22 14:04	CO				
Document	11/13/22 14:30	CO				
Desktop	11/13/22 16:18	CO				

Iyons, Kathleen A **Location:** Q 1 Intensive Care Unit **Room-Bed:** QI007-A
Facility: Queen of the Valley Hospital **Med Rec Num:** MR01483046 **Visit:** QH0054940416
 61 F 07/13/1961

Vital Signs - Continued

Document	11/13/22 15:00	CO				
Desktop	11/13/22 16:18	CO				
Document	11/13/22 15:30	CO				
Desktop	11/13/22 16:18	CO				
Document	11/13/22 16:00	CO				
Desktop	11/13/22 16:18	CO				
Document	11/13/22 16:30	CO				
Desktop	11/13/22 18:11	CO				
Document	11/13/22 17:00	CO				
Desktop	11/13/22 18:11	CO				
Document	11/13/22 17:30	CO				
Desktop	11/13/22 18:11	CO				
Document	11/13/22 18:00	CO				
Desktop	11/13/22 18:11	CO				
Document	11/13/22 19:00	HL				
Desktop	11/13/22 20:34	HL				
Document	11/13/22 19:30	HL				
Desktop	11/13/22 20:34	HL				
Document	11/13/22 20:00	HL				
Desktop	11/13/22 20:34	HL				
Document	11/13/22 20:30	HL				
Desktop	11/13/22 20:34	HL				
Document	11/13/22 21:00	HL				
Desktop	11/13/22 22:17	HL				
Document	11/13/22 21:30	HL				
Desktop	11/13/22 22:17	HL				
Document	11/13/22 22:00	HL				
Desktop	11/13/22 22:17	HL				
Document	11/13/22 22:30	HL				
Desktop	11/14/22 00:12	HL				
Document	11/13/22 23:00	HL				
Desktop	11/14/22 00:12	HL				
Document	11/13/22 23:30	HL				
Desktop	11/14/22 00:12	HL				
Document	11/14/22 00:00	HL				
Desktop	11/14/22 00:12	HL				
Document	11/14/22 00:30	HL				
Desktop	11/14/22 02:34	HL				
Document	11/14/22 01:00	HL				
Desktop	11/14/22 02:34	HL				

Iyons, Kathleen A **Location:** Q 1 Intensive Care Unit **Room-Bed:** QI007-A
Facility: Queen of the Valley Hospital **Med Rec Num:** MR01483046 **Visit:** QH0054940416
 61 F 07/13/1961

Vital Signs - Continued

Document	11/14/22 01:30	HL				
Desktop	11/14/22 02:34	HL				
Document	11/14/22 02:00	HL				
Desktop	11/14/22 02:34	HL				
Document	11/14/22 02:30	HL				
Desktop	11/14/22 02:34	HL				
Document	11/14/22 03:00	HL				
Desktop	11/14/22 04:23	HL				
Document	11/14/22 03:30	HL				
Desktop	11/14/22 04:23	HL				
Document	11/14/22 04:00	HL				
Desktop	11/14/22 04:23	HL				
Document	11/14/22 04:30	HL				
Desktop	11/14/22 06:25	HL				
Document	11/14/22 05:00	HL				
Desktop	11/14/22 06:25	HL				
Document	11/14/22 05:30	HL				
Desktop	11/14/22 06:25	HL				
Document	11/14/22 06:00	HL				
Desktop	11/14/22 06:25	HL				
Document	11/14/22 06:30	JM				
Desktop	11/14/22 11:28	JM				
Document	11/14/22 07:00	JM				
Desktop	11/14/22 11:28	JM				
Document	11/14/22 07:30	JM				
Desktop	11/14/22 11:28	JM				
Document	11/14/22 08:00	JM				
Desktop	11/14/22 11:28	JM				
Document	11/14/22 08:30	JM				
Desktop	11/14/22 11:28	JM				
Document	11/14/22 09:00	JM				
Desktop	11/14/22 11:28	JM				
Document	11/14/22 09:30	JM				
Desktop	11/14/22 11:28	JM				
Document	11/14/22 10:00	JM				
Desktop	11/14/22 11:28	JM				
Document	11/14/22 10:30	JM				
Desktop	11/14/22 11:28	JM				
Document	11/14/22 11:00	JM				
Desktop	11/14/22 11:28	JM				

Iyons, Kathleen A **Location:** Q 1 Intensive Care Unit **Room-Bed:** QI007-A
Facility: Queen of the Valley Hospital **Med Rec Num:** MR01483046 **Visit:** QH0054940416
 61 F 07/13/1961

Vital Signs - Continued

Document	11/14/22	11:30	JM				
Desktop	11/14/22	12:41	JM				
Document	11/14/22	12:00	JM				
Desktop	11/14/22	12:41	JM				
Document	11/14/22	12:30	JM				
Desktop	11/14/22	12:41	JM				
Document	11/14/22	13:00	JM				
Desktop	11/14/22	14:59	JM				
Document	11/14/22	13:30	JM				
Desktop	11/14/22	14:59	JM				
Document	11/14/22	14:00	JM				
Desktop	11/14/22	14:59	JM				
Document	11/14/22	14:30	JM				
Desktop	11/14/22	14:59	JM				
Document	11/14/22	15:00	JM				
Desktop	11/14/22	16:24	JM				
Document	11/14/22	15:30	JM				
Desktop	11/14/22	16:24	JM				
Document	11/14/22	16:00	JM				
Desktop	11/14/22	16:24	JM				
Document	11/14/22	16:30	JM				
Desktop	11/14/22	18:13	JM				
Document	11/14/22	17:00	JM				
Desktop	11/14/22	18:13	JM				
Document	11/14/22	17:30	JM				
Desktop	11/14/22	18:13	JM				
Document	11/14/22	18:00	JM				
Desktop	11/14/22	18:13	JM				
Document	11/14/22	18:30	MA				
Desktop	11/14/22	20:05	MA				
Document	11/14/22	19:00	MA				
Desktop	11/14/22	20:05	MA				
Document	11/14/22	19:30	MA				
Desktop	11/14/22	20:05	MA				
Document	11/14/22	20:00	MA				
Desktop	11/14/22	20:05	MA				
Document	11/14/22	20:30	MA				
Desktop	11/14/22	22:23	MA				
Document	11/14/22	21:00	MA				
Desktop	11/14/22	22:23	MA				

Iyons, Kathleen A **Location:** Q 1 Intensive Care Unit **Room-Bed:** QI007-A
Facility: Queen of the Valley Hospital **Med Rec Num:** MR01483046 **Visit:** QH0054940416
 61 F 07/13/1961

Vital Signs - Continued

Document	11/14/22 21:30	MA				
Document	11/14/22 22:23	MA				
Document	11/14/22 22:00	MA				
Desktop	11/14/22 22:23	MA				
Document	11/14/22 22:30	MA				
Desktop	11/15/22 00:13	MA				
Document	11/14/22 23:00	MA				
Desktop	11/15/22 00:13	MA				
Document	11/14/22 23:30	MA				
Desktop	11/15/22 00:13	MA				
Document	11/15/22 00:00	MA				
Desktop	11/15/22 00:13	MA				
Document	11/15/22 00:30	MA				
Desktop	11/15/22 02:06	MA				
Document	11/15/22 01:00	MA				
Desktop	11/15/22 02:06	MA				
Document	11/15/22 01:30	MA				
Desktop	11/15/22 02:06	MA				
Document	11/15/22 02:00	MA				
Desktop	11/15/22 02:06	MA				
Document	11/15/22 02:30	MA				
Desktop	11/15/22 04:48	MA				
Document	11/15/22 03:00	MA				
Desktop	11/15/22 04:48	MA				
Document	11/15/22 03:30	MA				
Desktop	11/15/22 04:48	MA				
Document	11/15/22 04:00	MA				
Desktop	11/15/22 04:48	MA				
Document	11/15/22 04:30	MA				
Desktop	11/15/22 04:48	MA				
Document	11/15/22 05:00	MA				
Desktop	11/15/22 06:27	MA				
Document	11/15/22 05:30	MA				
Desktop	11/15/22 06:27	MA				
Document	11/15/22 06:00	MA				
Desktop	11/15/22 06:27	MA				
Document	11/15/22 06:30	RD				
Desktop	11/15/22 10:44	RD				
Document	11/15/22 07:00	RD				
Desktop	11/15/22 10:44	RD				

Iyons, Kathleen A **Location:** Q 1 Intensive Care Unit **Room-Bed:** QI007-A
Facility: Queen of the Valley Hospital **Med Rec Num:** MR01483046 **Visit:** QH0054940416
 61 F 07/13/1961

Vital Signs - Continued

Document	11/15/22 07:30	RD				
Desktop	11/15/22 10:44	RD				
Document	11/15/22 08:00	RD				
Desktop	11/15/22 10:44	RD				
Document	11/15/22 08:30	RD				
Desktop	11/15/22 10:44	RD				
Document	11/15/22 09:00	RD				
Desktop	11/15/22 10:44	RD				
Document	11/15/22 09:30	RD				
Desktop	11/15/22 10:44	RD				
Document	11/15/22 10:00	RD				
Desktop	11/15/22 10:44	RD				
Document	11/15/22 10:30	RD				
Desktop	11/15/22 10:44	RD				
Document	11/15/22 11:00	RD				
Desktop	11/15/22 12:55	RD				
Document	11/15/22 11:30	RD				
Desktop	11/15/22 12:55	RD				
Document	11/15/22 12:00	RD				
Desktop	11/15/22 12:55	RD				
Document	11/15/22 12:30	RD				
Desktop	11/15/22 12:55	RD				
Document	11/15/22 13:00	RD				
Desktop	11/15/22 14:37	RD				
Document	11/15/22 13:30	RD				
Desktop	11/15/22 14:37	RD				
Document	11/15/22 14:00	RD				
Desktop	11/15/22 14:37	RD				
Document	11/15/22 14:30	RD				
Desktop	11/15/22 14:37	RD				
Document	11/15/22 15:00	RD				
Desktop	11/15/22 16:38	RD				
Document	11/15/22 15:30	RD				
Desktop	11/15/22 16:38	RD				
Document	11/15/22 16:00	RD				
Desktop	11/15/22 16:38	RD				
Document	11/15/22 16:30	RD				
Desktop	11/15/22 16:38	RD				
Document	11/15/22 17:00	RD				
Desktop	11/15/22 18:39	RD				

Iyons, Kathleen A **Location:** Q 1 Intensive Care Unit **Room-Bed:** QI007-A
Facility: Queen of the Valley Hospital **Med Rec Num:** MR01483046 **Visit:** QH0054940416
 61 F 07/13/1961

Vital Signs - Continued

Document	11/15/22 17:30	RD				
Desktop	11/15/22 18:39	RD				
Document	11/15/22 18:00	RD				
Desktop	11/15/22 18:39	RD				
Document	11/15/22 18:30	RD				
Desktop	11/15/22 18:39	RD				
Document	11/15/22 19:00	KC				
Desktop	11/15/22 20:11	KC				
Document	11/15/22 19:30	KC				
Desktop	11/15/22 20:11	KC				
Document	11/15/22 20:00	KC				
Desktop	11/15/22 20:11	KC				
Document	11/15/22 20:30	KC				
Desktop	11/15/22 22:25	KC				
Document	11/15/22 21:00	KC				
Desktop	11/15/22 22:25	KC				
Document	11/15/22 21:30	KC				
Desktop	11/15/22 22:25	KC				
Document	11/15/22 22:00	KC				
Desktop	11/15/22 22:25	KC				
Document	11/15/22 22:30	KC				
Desktop	11/16/22 01:05	KC				
Document	11/15/22 23:00	KC				
Desktop	11/16/22 01:05	KC				
Document	11/15/22 23:30	KC				
Desktop	11/16/22 01:05	KC				
Document	11/16/22 00:00	KC				
Desktop	11/16/22 01:05	KC				
Document	11/16/22 00:30	KC				
Desktop	11/16/22 01:05	KC				
Document	11/16/22 01:00	KC				
Desktop	11/16/22 01:05	KC				
Document	11/16/22 01:30	KC				
Desktop	11/16/22 03:03	KC				
Document	11/16/22 02:00	KC				
Desktop	11/16/22 03:03	KC				
Document	11/16/22 02:30	KC				
Desktop	11/16/22 03:03	KC				
Document	11/16/22 03:00	KC				
Desktop	11/16/22 03:03	KC				

Lyons Kathleen A **Location:** Q 1 Intensive Care Unit **Room-Bed:** QI007-A
Facility: Queen of the Valley Hospital **Med Rec Num:** MR01483046 **Visit:** QH0054940416
 61 F 07/13/1961

Vital Signs - Continued

Document	11/16/22 03:30	KC				
Document	11/16/22 04:41	KC				
Document	11/16/22 04:00	KC				
Desktop	11/16/22 04:41	KC				
Document	11/16/22 04:30	KC				
Desktop	11/16/22 04:41	KC				
Document	11/16/22 05:00	KC				
Desktop	11/16/22 06:54	KC				
Document	11/16/22 05:30	KC				
Desktop	11/16/22 06:54	KC				
Document	11/16/22 06:00	KC				
Desktop	11/16/22 06:54	KC				
Document	11/16/22 06:30	KC				
Desktop	11/16/22 06:54	KC				
Document	11/16/22 07:00	JM				
Desktop	11/16/22 09:09	JM				
Document	11/16/22 08:00	JM				
Desktop	11/16/22 09:09	JM				
Document	11/16/22 09:00	JM				
Desktop	11/16/22 09:09	JM				
Document	11/16/22 10:00	JM				
Desktop	11/16/22 11:31	JM				
Document	11/16/22 11:00	JM				
Desktop	11/16/22 11:31	JM				
Document	11/16/22 12:00	JM				
Desktop	11/16/22 12:34	JM				
Document	11/16/22 13:00	JM				
Desktop	11/16/22 14:35	JM				
Document	11/16/22 14:00	JM				
Desktop	11/16/22 14:35	JM				
Document	11/16/22 15:00	JM				
Desktop	11/16/22 16:35	JM				
Document	11/16/22 16:00	JM				
Desktop	11/16/22 16:35	JM				
Document	11/16/22 17:00	JM				
Desktop	11/16/22 18:12	JM				
Document	11/16/22 18:00	JM				
Desktop	11/16/22 18:12	JM				
Document	11/16/22 18:30	CMS				
Desktop	11/16/22 19:42	CMS				

Lyons, Kathleen A **Location:** Q 1 Intensive Care Unit **Room-Bed:** QI007-A
Facility: Queen of the Valley Hospital **Med Rec Num:** MR01483046 **Visit:** QH0054940416
 61 F 07/13/1961

Vital Signs - Continued

Document	11/16/22 19:00	CMS				
Desktop	11/16/22 19:42	CMS				
Document	11/16/22 19:30	CMS				
Desktop	11/16/22 19:42	CMS				
Document	11/16/22 20:00	CMS				
Desktop	11/16/22 20:09	CMS				
Document	11/16/22 20:30	CMS				
Desktop	11/16/22 22:18	CMS				
Document	11/16/22 21:00	CMS				
Desktop	11/16/22 22:18	CMS				
Document	11/16/22 21:30	CMS				
Desktop	11/16/22 22:18	CMS				
Document	11/16/22 22:00	CMS				
Desktop	11/16/22 22:18	CMS				
Document	11/16/22 22:30	CMS				
Desktop	11/16/22 23:43	CMS				
Document	11/16/22 23:00	CMS				
Desktop	11/16/22 23:43	CMS				
Document	11/16/22 23:30	CMS				
Desktop	11/16/22 23:43	CMS				
Document	11/17/22 00:00	CMS				
Desktop	11/17/22 00:18	CMS				
Document	11/17/22 00:30	CMS				
Desktop	11/17/22 01:12	CMS				
Document	11/17/22 01:00	CMS				
Desktop	11/17/22 01:12	CMS				
Document	11/17/22 01:30	CMS				
Desktop	11/17/22 02:38	CMS				
Document	11/17/22 02:00	CMS				
Desktop	11/17/22 02:38	CMS				
Document	11/17/22 02:30	CMS				
Desktop	11/17/22 02:38	CMS				
Document	11/17/22 03:00	CMS				
Desktop	11/17/22 04:03	CMS				
Document	11/17/22 03:30	CMS				
Desktop	11/17/22 04:03	CMS				
Document	11/17/22 04:00	CMS				
Desktop	11/17/22 04:03	CMS				
Document	11/17/22 04:30	CMS				
Desktop	11/17/22 05:14	CMS				

Iyons, Kathleen A

Facility: Queen of the Valley Hospital **Location:** Q 1 Intensive Care Unit
61 F 07/13/1961 **Med Rec Num:** MR01483046

Room-Bed: QI007-A
Visit: QH0054940416

Vital Signs - Continued

Document	11/17/22 05:00	CMS				
Desktop	11/17/22 05:14	CMS				
Document	11/17/22 05:30	CMS				
Desktop	11/17/22 06:24	CMS				
Document	11/17/22 06:00	CMS				
Desktop	11/17/22 06:24	CMS				
Document	11/17/22 06:30	CMS				
Desktop	11/17/22 06:34	CMS				
Document	11/17/22 07:00	JMV				
Desktop	11/17/22 07:15	JMV				
Document	11/17/22 07:30	JMV				
Desktop	11/17/22 11:35	JMV				
Document	11/17/22 08:00	JMV				
Desktop	11/17/22 11:35	JMV				
Document	11/17/22 08:30	JMV				
Desktop	11/17/22 11:35	JMV				
Document	11/17/22 09:00	JMV				
Desktop	11/17/22 11:35	JMV				
Document	11/17/22 09:30	JMV				
Desktop	11/17/22 11:35	JMV				
Document	11/17/22 10:00	JMV				
Desktop	11/17/22 11:35	JMV				
Document	11/17/22 10:30	JMV				
Desktop	11/17/22 11:35	JMV				
Document	11/17/22 11:00	JMV				
Desktop	11/17/22 11:35	JMV				
Document	11/17/22 11:30	JMV				
Desktop	11/17/22 11:35	JMV				
Document	11/17/22 12:00	JMV				
Desktop	11/17/22 12:08	JMV				
Document	11/17/22 12:30	JMV				
Desktop	11/17/22 16:00	JMV				
Document	11/17/22 13:00	JMV				
Desktop	11/17/22 16:00	JMV				
Document	11/17/22 13:30	JMV				
Desktop	11/17/22 16:00	JMV				
Document	11/17/22 14:00	JMV				
Desktop	11/17/22 16:00	JMV				
Document	11/17/22 14:30	JMV				
Desktop	11/17/22 16:00	JMV				

Lyons, Kathleen A

Facility: Queen of the Valley Hospital **Location:** Q 1 Intensive Care Unit
 61 F 07/13/1961 **Med Rec Num:** MR01483046

Room-Bed: QI007-A
Visit: QH0054940416

Vital Signs - Continued

Document	11/17/22 15:00	JMV				
Desktop	11/17/22 16:00	JMV				
Document	11/17/22 15:30	JMV				
Desktop	11/17/22 16:00	JMV				
Document	11/17/22 16:00	JMV				
Desktop	11/17/22 16:03	JMV				
Document	11/17/22 16:30	JMV				
Desktop	11/17/22 18:38	JMV				
Document	11/17/22 17:00	JMV				
Desktop	11/17/22 18:38	JMV				
Document	11/17/22 17:30	JMV				
Desktop	11/17/22 18:38	JMV				
Document	11/17/22 18:00	JMV				
Desktop	11/17/22 18:38	JMV				
Document	11/17/22 18:30	JMV				
Desktop	11/17/22 18:38	JMV				
Document	11/17/22 19:00	CMS				
Desktop	11/17/22 22:24	CMS				
Document	11/17/22 19:30	CMS				
Desktop	11/17/22 22:24	CMS				
Document	11/17/22 20:00	CMS				
Desktop	11/17/22 22:24	CMS				
Document	11/17/22 20:30	CMS				
Desktop	11/17/22 22:24	CMS				
Document	11/17/22 21:00	CMS				
Desktop	11/17/22 22:24	CMS				
Document	11/17/22 21:30	CMS				
Desktop	11/17/22 22:24	CMS				
Document	11/17/22 22:00	CMS				
Desktop	11/17/22 22:24	CMS				
Document	11/17/22 22:30	CMS				
Desktop	11/17/22 23:44	CMS				
Document	11/17/22 23:00	CMS				
Desktop	11/17/22 23:44	CMS				
Document	11/17/22 23:30	CMS				
Desktop	11/17/22 23:44	CMS				
Document	11/18/22 00:00	CMS				
Desktop	11/18/22 01:26	CMS				
Document	11/18/22 00:30	CMS				
Desktop	11/18/22 01:26	CMS				

Lyons, Kathleen A **Location:** Q 1 Intensive Care Unit **Room-Bed:** QI007-A
Facility: Queen of the Valley Hospital **Med Rec Num:** MR01483046 **Visit:** QH0054940416
 61 F 07/13/1961

Vital Signs - Continued

Document	11/18/22 01:00	CMS				
Desktop	11/18/22 01:26	CMS				
Document	11/18/22 01:30	CMS				
Desktop	11/18/22 02:16	CMS				
Document	11/18/22 02:00	CMS				
Desktop	11/18/22 02:16	CMS				
Document	11/18/22 02:30	CMS				
Desktop	11/18/22 03:02	CMS				
Document	11/18/22 03:30	CMS				
Desktop	11/18/22 03:02	CMS				
Document	11/18/22 04:00	CMS				
Desktop	11/18/22 05:03	CMS				
Document	11/18/22 04:30	CMS				
Desktop	11/18/22 05:03	CMS				
Document	11/18/22 05:00	CMS				
Desktop	11/18/22 05:03	CMS				
Document	11/18/22 05:30	CMS				
Desktop	11/18/22 05:40	CMS				
Document	11/18/22 06:00	CMS				
Desktop	11/18/22 06:28	CMS				
Document	11/18/22 06:30	CMS				
Desktop	11/18/22 06:48	CMS				
Document	11/18/22 07:00	MT				
Desktop	11/18/22 08:57	MT				
Document	11/18/22 07:30	MT				
Desktop	11/18/22 08:57	MT				
Document	11/18/22 08:00	MT				
Desktop	11/18/22 08:57	MT				
Document	11/18/22 08:30	MT				
Desktop	11/18/22 08:57	MT				
Document	11/18/22 09:00	MT				
Desktop	11/18/22 11:12	MT				
Document	11/18/22 09:30	MT				
Desktop	11/18/22 11:12	MT				
Document	11/18/22 10:00	MT				
Desktop	11/18/22 11:12	MT				
Document	11/18/22 10:30	MT				
Desktop	11/18/22 11:12	MT				

Iyons, Kathleen A **Location:** Q 1 Intensive Care Unit **Room-Bed:** QI007-A
Facility: Queen of the Valley Hospital **Med Rec Num:** MR01483046 **Visit:** QH0054940416
 61 F 07/13/1961

Vital Signs - Continued

Document	11/18/22 11:00	MT				
Desktop	11/18/22 11:12	MT				
Document	11/18/22 11:15	JMV				
Desktop	11/18/22 12:15	JMV				
Document	11/18/22 11:30	JMV				
Desktop	11/18/22 12:15	JMV				
Document	11/18/22 11:45	JMV				
Desktop	11/18/22 12:15	JMV				
Document	11/18/22 12:00	JMV				
Desktop	11/18/22 12:15	JMV				
Document	11/18/22 12:30	JMV				
Desktop	11/18/22 14:59	JMV				
Document	11/18/22 13:00	JMV				
Desktop	11/18/22 14:59	JMV				
Document	11/18/22 13:30	JMV				
Desktop	11/18/22 14:59	JMV				
Document	11/18/22 14:00	JMV				
Desktop	11/18/22 14:59	JMV				
Document	11/18/22 14:30	JMV				
Desktop	11/18/22 14:59	JMV				
Document	11/18/22 15:00	JMV				
Desktop	11/18/22 16:55	JMV				
Document	11/18/22 16:00	JMV				
Desktop	11/18/22 16:55	JMV				
Document	11/18/22 16:30	JMV				
Desktop	11/18/22 16:55	JMV				
Document	11/18/22 17:00	JMV				
Desktop	11/18/22 18:02	JMV				
Document	11/18/22 17:30	JMV				
Desktop	11/18/22 18:02	JMV				
Document	11/18/22 18:00	JMV				
Desktop	11/18/22 18:02	JMV				
Document	11/18/22 18:30	KC				
Desktop	11/18/22 22:39	KC				
Document	11/18/22 19:00	KC				
Desktop	11/18/22 22:39	KC				
Document	11/18/22 19:30	KC				
Desktop	11/18/22 22:39	KC				

Iyons, Kathleen A **Location:** Q 1 Intensive Care Unit **Room-Bed:** QI007-A
Facility: Queen of the Valley Hospital **Med Rec Num:** MR01483046 **Visit:** QH0054940416
 61 F 07/13/1961

Vital Signs - Continued

Document	11/18/22 20:00	KC				
Desktop	11/18/22 22:39	KC				
Document	11/18/22 20:30	KC				
Desktop	11/18/22 22:39	KC				
Document	11/18/22 21:00	KC				
Desktop	11/18/22 22:39	KC				
Document	11/18/22 21:30	KC				
Desktop	11/18/22 22:39	KC				
Document	11/18/22 22:00	KC				
Desktop	11/18/22 22:39	KC				
Document	11/18/22 22:30	KC				
Desktop	11/18/22 23:00	KC				
Document	11/18/22 23:00	KC				
Desktop	11/19/22 01:16	KC				
Document	11/18/22 23:30	KC				
Desktop	11/19/22 01:16	KC				
Document	11/19/22 00:00	KC				
Desktop	11/19/22 01:16	KC				
Document	11/19/22 00:30	KC				
Desktop	11/19/22 01:16	KC				
Document	11/19/22 01:00	KC				
Desktop	11/19/22 01:16	KC				
Document	11/19/22 01:30	KC				
Desktop	11/19/22 04:42	KC				
Document	11/19/22 02:00	KC				
Desktop	11/19/22 04:42	KC				
Document	11/19/22 02:30	KC				
Desktop	11/19/22 04:42	KC				
Document	11/19/22 03:00	KC				
Desktop	11/19/22 04:42	KC				
Document	11/19/22 03:30	KC				
Desktop	11/19/22 04:42	KC				
Document	11/19/22 04:00	KC				
Desktop	11/19/22 04:42	KC				
Document	11/19/22 04:30	KC				
Desktop	11/19/22 04:42	KC				
Document	11/19/22 05:00	KC				
QICUK103	11/19/22 07:22	KC				
Document	11/19/22 05:30	KC				
QICUK103	11/19/22 07:22	KC				

Iyons, Kathleen A **Location:** Q 1 Intensive Care Unit **Room-Bed:** QI007-A
Facility: Queen of the Valley Hospital **Med Rec Num:** MR01483046 **Visit:** QH0054940416
 61 F 07/13/1961

Vital Signs - Continued

Document	11/19/22 06:00	KC				
QICUK103	11/19/22 07:22	KC				
Document	11/19/22 06:30	KC				
QICUK103	11/19/22 07:22	KC				
Document	11/19/22 07:00	KC				
QICUK103	11/19/22 07:22	KC				
Document	11/19/22 07:30	RD				
Desktop	11/19/22 10:40	RD				
Document	11/19/22 08:00	RD				
Desktop	11/19/22 10:40	RD				
Document	11/19/22 08:30	RD				
Desktop	11/19/22 10:40	RD				
Document	11/19/22 09:00	RD				
Desktop	11/19/22 10:40	RD				
Document	11/19/22 09:30	RD				
Desktop	11/19/22 10:40	RD				
Document	11/19/22 10:00	RD				
Desktop	11/19/22 10:40	RD				
Document	11/19/22 10:30	RD				
Desktop	11/19/22 10:40	RD				
Document	11/19/22 11:00	RD				
Desktop	11/19/22 13:42	RD				
Document	11/19/22 11:30	RD				
Desktop	11/19/22 13:42	RD				
Document	11/19/22 12:00	RD				
Desktop	11/19/22 13:42	RD				
Document	11/19/22 12:01	RD				
Desktop	11/19/22 13:42	RD				
Document	11/19/22 12:30	RD				
Desktop	11/19/22 13:42	RD				
Document	11/19/22 13:00	RD				
Desktop	11/19/22 13:42	RD				
Document	11/19/22 13:30	RD				
Desktop	11/19/22 13:42	RD				
Document	11/19/22 14:00	RD				
Desktop	11/19/22 18:58	RD				
Document	11/19/22 14:30	RD				
Desktop	11/19/22 18:58	RD				
Document	11/19/22 15:00	RD				
Desktop	11/19/22 18:58	RD				

Iyons, Kathleen A **Location:** Q 1 Intensive Care Unit **Room-Bed:** QI007-A
Facility: Queen of the Valley Hospital **Med Rec Num:** MR01483046 **Visit:** QH0054940416
 61 F 07/13/1961

Vital Signs - Continued

Document	11/19/22 15:30	RD				
Desktop	11/19/22 18:58	RD				
Document	11/19/22 16:00	RD				
Desktop	11/19/22 18:58	RD				
Document	11/19/22 16:30	RD				
Desktop	11/19/22 18:58	RD				
Document	11/19/22 17:00	RD				
Desktop	11/19/22 18:58	RD				
Document	11/19/22 17:30	RD				
Desktop	11/19/22 18:58	RD				
Document	11/19/22 18:00	RD				
Desktop	11/19/22 18:58	RD				
Document	11/19/22 18:30	RD				
Desktop	11/19/22 18:58	RD				
Document	11/19/22 19:00	KC				
Desktop	11/19/22 21:33	KC				
Document	11/19/22 19:30	KC				
Desktop	11/19/22 21:33	KC				
Document	11/19/22 20:00	KC				
Desktop	11/19/22 21:33	KC				
Document	11/19/22 20:30	KC				
Desktop	11/19/22 21:33	KC				
Document	11/19/22 21:00	KC				
Desktop	11/19/22 21:33	KC				
Document	11/19/22 21:30	KC				
Desktop	11/19/22 21:33	KC				
Document	11/19/22 22:00	KC				
Desktop	11/19/22 22:53	KC				
Document	11/19/22 22:30	KC				
Desktop	11/19/22 22:53	KC				
Document	11/19/22 23:00	KC				
Desktop	11/20/22 02:25	KC				
Document	11/19/22 23:30	KC				
Desktop	11/20/22 02:25	KC				
Document	11/20/22 00:00	KC				
Desktop	11/20/22 02:25	KC				
Document	11/20/22 00:30	KC				
Desktop	11/20/22 02:25	KC				
Document	11/20/22 01:00	KC				
Desktop	11/20/22 02:25	KC				

Lyons Kathleen A **Location:** Q 1 Intensive Care Unit **Room-Bed:** QI007-A
Facility: Queen of the Valley Hospital **Med Rec Num:** MR01483046 **Visit:** QH0054940416
 61 F 07/13/1961

Vital Signs - Continued

Document	11/20/22 01:30	KC				
Desktop	11/20/22 02:25	KC				
Document	11/20/22 02:00	KC				
Desktop	11/20/22 02:25	KC				
Document	11/20/22 02:01	KC				
Desktop	11/20/22 02:25	KC				
Document	11/20/22 02:30	KC				
Desktop	11/20/22 04:43	KC				
Document	11/20/22 03:00	KC				
Desktop	11/20/22 04:43	KC				
Document	11/20/22 03:30	KC				
Desktop	11/20/22 04:43	KC				
Document	11/20/22 04:00	KC				
Desktop	11/20/22 04:43	KC				
Document	11/20/22 04:30	KC				
Desktop	11/20/22 06:47	KC				
Document	11/20/22 05:00	KC				
Desktop	11/20/22 06:47	KC				
Document	11/20/22 05:30	KC				
Desktop	11/20/22 06:47	KC				
Document	11/20/22 06:00	KC				
Desktop	11/20/22 06:47	KC				
Document	11/20/22 06:30	KC				
Desktop	11/20/22 06:47	KC				
Document	11/20/22 07:00	JMV				
Desktop	11/20/22 09:10	JMV				
Document	11/20/22 07:30	JMV				
Desktop	11/20/22 09:10	JMV				
Document	11/20/22 08:00	JMV				
Desktop	11/20/22 09:10	JMV				
Document	11/20/22 08:30	JMV				
Desktop	11/20/22 09:10	JMV				
Document	11/20/22 09:00	JMV				
Desktop	11/20/22 09:10	JMV				
Document	11/20/22 09:30	JMV				
Desktop	11/20/22 10:30	JMV				
Document	11/20/22 10:00	JMV				
Desktop	11/20/22 10:30	JMV				
Document	11/20/22 10:30	JMV				
Desktop	11/20/22 12:15	JMV				

Iyons, Kathleen A **Location:** Q 1 Intensive Care Unit **Room-Bed:** QI007-A
Facility: Queen of the Valley Hospital **Med Rec Num:** MR01483046 **Visit:** QH0054940416
 61 F 07/13/1961

Vital Signs - Continued

Document	11/20/22 11:00	JMV				
Desktop	11/20/22 12:15	JMV				
Document	11/20/22 11:30	JMV				
Desktop	11/20/22 12:15	JMV				
Document	11/20/22 12:00	JMV				
Desktop	11/20/22 12:15	JMV				
Document	11/20/22 12:30	JMV				
Desktop	11/20/22 14:07	JMV				
Document	11/20/22 13:00	JMV				
Desktop	11/20/22 14:07	JMV				
Document	11/20/22 14:00	JMV				
Desktop	11/20/22 14:07	JMV				
Document	11/20/22 14:30	JMV				
Desktop	11/20/22 15:14	JMV				
Document	11/20/22 15:00	JMV				
Desktop	11/20/22 15:14	JMV				
Document	11/20/22 15:30	JMV				
Desktop	11/20/22 16:35	JMV				
Document	11/20/22 16:00	JMV				
Desktop	11/20/22 16:35	JMV				
Document	11/20/22 16:30	JMV				
Desktop	11/20/22 16:35	JMV				
Document	11/20/22 17:00	JMV				
Desktop	11/20/22 18:18	JMV				
Document	11/20/22 17:30	JMV				
Desktop	11/20/22 18:18	JMV				
Document	11/20/22 18:00	JMV				
Desktop	11/20/22 18:18	JMV				
Document	11/20/22 18:30	KC				
Desktop	11/20/22 21:18	KC				
Document	11/20/22 19:00	KC				
Desktop	11/20/22 21:18	KC				
Document	11/20/22 19:30	KC				
Desktop	11/20/22 21:18	KC				
Document	11/20/22 20:00	KC				
Desktop	11/20/22 21:18	KC				
Document	11/20/22 20:30	KC				
Desktop	11/20/22 21:18	KC				

Lyons, Kathleen A **Location:** Q 1 Intensive Care Unit **Room-Bed:** QI007-A
Facility: Queen of the Valley Hospital **Med Rec Num:** MR01483046 **Visit:** QH0054940416
 61 F 07/13/1961

Vital Signs - Continued

Document	11/20/22 21:00	KC				
Desktop	11/20/22 21:18	KC				
Document	11/20/22 21:30	KC				
Desktop	11/20/22 23:10	KC				
Document	11/20/22 22:00	KC				
Desktop	11/20/22 23:10	KC				
Document	11/20/22 22:30	KC				
Desktop	11/20/22 23:10	KC				
Document	11/20/22 23:00	KC				
Desktop	11/20/22 23:10	KC				
Document	11/20/22 23:30	KC				
Desktop	11/21/22 00:54	KC				
Document	11/21/22 00:00	KC				
Desktop	11/21/22 00:54	KC				
Document	11/21/22 00:30	KC				
Desktop	11/21/22 00:54	KC				
Document	11/21/22 01:00	KC				
Desktop	11/21/22 03:45	KC				
Document	11/21/22 01:30	KC				
Desktop	11/21/22 03:45	KC				
Document	11/21/22 02:00	KC				
Desktop	11/21/22 03:45	KC				
Document	11/21/22 02:30	KC				
Desktop	11/21/22 03:45	KC				
Document	11/21/22 03:00	KC				
Desktop	11/21/22 03:45	KC				
Document	11/21/22 03:30	KC				
Desktop	11/21/22 03:45	KC				
Document	11/21/22 04:00	KC				
Desktop	11/21/22 04:11	KC				
Document	11/21/22 04:30	KC				
Desktop	11/21/22 07:10	KC				
Document	11/21/22 05:00	KC				
Desktop	11/21/22 07:10	KC				
Document	11/21/22 05:30	KC				
Desktop	11/21/22 07:10	KC				
Document	11/21/22 06:00	KC				
Desktop	11/21/22 07:10	KC				
Document	11/21/22 06:30	KC				
Desktop	11/21/22 07:10	KC				

Lyons, Kathleen A **Location:** Q 1 Intensive Care Unit **Room-Bed:** QI007-A
Facility: Queen of the Valley Hospital **Med Rec Num:** MR01483046 **Visit:** QH0054940416
 61 F 07/13/1961

Vital Signs - Continued

Document	11/21/22 07:00	KC				
Desktop	11/21/22 07:10	KC				
Document	11/21/22 07:30	JMV				
Desktop	11/21/22 09:57	JMV				
Document	11/21/22 08:00	JMV				
Desktop	11/21/22 09:57	JMV				
Document	11/21/22 08:30	JMV				
Desktop	11/21/22 09:57	JMV				
Document	11/21/22 09:30	JMV				
Desktop	11/21/22 09:57	JMV				
Document	11/21/22 10:00	JMV				
Desktop	11/21/22 10:05	JMV				
Document	11/21/22 10:30	JMV				
Desktop	11/21/22 12:23	JMV				
Document	11/21/22 11:00	JMV				
Desktop	11/21/22 12:23	JMV				
Document	11/21/22 11:30	JMV				
Desktop	11/21/22 12:23	JMV				
Document	11/21/22 12:00	JMV				
Desktop	11/21/22 12:23	JMV				
Document	11/21/22 12:30	JMV				
Desktop	11/21/22 12:39	JMV				
Document	11/21/22 13:00	JMV				
Desktop	11/21/22 14:15	JMV				
Document	11/21/22 13:30	JMV				
Desktop	11/21/22 14:15	JMV				
Document	11/21/22 14:00	JMV				
Desktop	11/21/22 14:15	JMV				
Document	11/21/22 14:30	JMV				
Desktop	11/21/22 16:13	JMV				
Document	11/21/22 15:00	JMV				
Desktop	11/21/22 16:13	JMV				
Document	11/21/22 15:30	JMV				
Desktop	11/21/22 16:13	JMV				
Document	11/21/22 16:00	JMV				
Desktop	11/21/22 16:13	JMV				
Document	11/21/22 16:30	JMV				
Desktop	11/21/22 18:24	JMV				
Document	11/21/22 17:00	JMV				
Desktop	11/21/22 18:24	JMV				

Iyons, Kathleen A **Location:** Q 1 Intensive Care Unit **Room-Bed:** QI007-A
Facility: Queen of the Valley Hospital **Med Rec Num:** MR01483046 **Visit:** QH0054940416
 61 F 07/13/1961

Vital Signs - Continued

Document	11/21/22 17:30	JMV				
Desktop	11/21/22 18:24	JMV				
Document	11/21/22 18:00	JMV				
Desktop	11/21/22 18:24	JMV				
Document	11/21/22 18:30	KC				
Desktop	11/21/22 21:19	KC				
Document	11/21/22 19:00	KC				
Desktop	11/21/22 21:19	KC				
Document	11/21/22 19:30	KC				
Desktop	11/21/22 21:19	KC				
Document	11/21/22 20:00	KC				
Desktop	11/21/22 21:19	KC				
Document	11/21/22 20:30	KC				
Desktop	11/21/22 21:19	KC				
Document	11/21/22 21:00	KC				
Desktop	11/21/22 21:19	KC				
Document	11/21/22 21:30	KC				
Desktop	11/21/22 22:21	KC				
Document	11/21/22 22:00	KC				
Desktop	11/21/22 22:21	KC				
Document	11/21/22 22:30	KC				
Desktop	11/22/22 00:27	KC				
Document	11/21/22 23:00	KC				
Desktop	11/22/22 00:27	KC				
Document	11/21/22 23:30	KC				
Desktop	11/22/22 00:27	KC				
Document	11/22/22 00:00	KC				
Desktop	11/22/22 00:27	KC				
Document	11/22/22 00:30	KC				
Desktop	11/22/22 02:11	KC				
Document	11/22/22 01:00	KC				
Desktop	11/22/22 02:11	KC				
Document	11/22/22 01:30	KC				
Desktop	11/22/22 02:11	KC				
Document	11/22/22 02:00	KC				
Desktop	11/22/22 02:11	KC				
Document	11/22/22 02:30	KC				
Desktop	11/22/22 05:11	KC				
Document	11/22/22 03:00	KC				
Desktop	11/22/22 05:11	KC				

Iyons, Kathleen A **Location:** Q 1 Intensive Care Unit **Room-Bed:** QI007-A
Facility: Queen of the Valley Hospital **Med Rec Num:** MR01483046 **Visit:** QH0054940416
 61 F 07/13/1961

Vital Signs - Continued

Document	11/22/22 03:30	KC				
Desktop	11/22/22 05:11	KC				
Document	11/22/22 04:00	KC				
Desktop	11/22/22 05:11	KC				
Document	11/22/22 04:30	KC				
Desktop	11/22/22 05:11	KC				
Document	11/22/22 05:00	KC				
Desktop	11/22/22 05:11	KC				
Document	11/22/22 05:30	KC				
Desktop	11/22/22 06:58	KC				
Document	11/22/22 06:00	KC				
Desktop	11/22/22 06:58	KC				
Document	11/22/22 06:30	KC				
Desktop	11/22/22 06:58	KC				
Document	11/22/22 07:00	JR				
Desktop	11/22/22 09:19	JR				
Document	11/22/22 08:00	JR				
Desktop	11/22/22 09:19	JR				
Document	11/22/22 09:00	JR				
Desktop	11/22/22 09:19	JR				
Document	11/22/22 09:15	REG				
Desktop	11/22/22 10:49	REG				
Document	11/22/22 09:30	REG				
Desktop	11/22/22 10:49	REG				
Document	11/22/22 09:45	REG				
Desktop	11/22/22 10:49	REG				
Document	11/22/22 10:00	REG				
Desktop	11/22/22 10:49	REG				
Document	11/22/22 10:15	REG				
Desktop	11/22/22 10:49	REG				
Document	11/22/22 10:30	REG				
Desktop	11/22/22 10:49	REG				
Document	11/22/22 11:00	REG				
Desktop	11/22/22 12:36	REG				
Document	11/22/22 11:30	REG				
Desktop	11/22/22 12:36	REG				
Document	11/22/22 12:00	REG				
Desktop	11/22/22 12:36	REG				
Document	11/22/22 12:30	REG				
Desktop	11/22/22 12:36	REG				

Iyons, Kathleen A **Location:** Q 1 Intensive Care Unit **Room-Bed:** QI007-A
Facility: Queen of the Valley Hospital **Med Rec Num:** MR01483046 **Visit:** QH0054940416
 61 F 07/13/1961

Vital Signs - Continued

Document	11/22/22 12:31	REG				
Desktop	11/22/22 12:36	REG				
Document	11/22/22 13:00	REG				
Desktop	11/22/22 13:18	REG				
Document	11/22/22 13:30	REG				
Desktop	11/22/22 14:29	REG				
Document	11/22/22 14:00	REG				
Desktop	11/22/22 14:29	REG				
Document	11/22/22 14:30	REG				
Desktop	11/22/22 16:11	REG				
Document	11/22/22 15:00	REG				
Desktop	11/22/22 16:11	REG				
Document	11/22/22 15:30	REG				
Desktop	11/22/22 16:11	REG				
Document	11/22/22 16:00	REG				
Desktop	11/22/22 16:11	REG				
Document	11/22/22 16:30	REG				
Desktop	11/22/22 17:30	REG				
Document	11/22/22 17:00	REG				
Desktop	11/22/22 17:30	REG				
Document	11/22/22 17:30	REG				
Desktop	11/22/22 18:15	REG				
Document	11/22/22 18:00	REG				
Desktop	11/22/22 18:15	REG				
Document	11/22/22 18:30	REG				
Desktop	11/22/22 19:06	REG				
Document	11/22/22 19:00	REG				
Desktop	11/22/22 19:06	REG				
Document	11/22/22 19:30	JAB				
Desktop	11/22/22 23:20	JAB				
Document	11/22/22 20:00	JAB				
Desktop	11/22/22 23:20	JAB				
Document	11/22/22 20:30	JAB				
Desktop	11/22/22 23:20	JAB				
Document	11/22/22 21:00	JAB				
Desktop	11/22/22 23:20	JAB				
Document	11/22/22 21:30	JAB				
Desktop	11/22/22 23:20	JAB				
Document	11/22/22 22:00	JAB				
Desktop	11/22/22 23:20	JAB				

Iyons, Kathleen A **Location:** Q 1 Intensive Care Unit **Room-Bed:** QI007-A
Facility: Queen of the Valley Hospital **Med Rec Num:** MR01483046 **Visit:** QH0054940416
 61 F 07/13/1961

Vital Signs - Continued

Document	11/22/22 22:30	JAB				
Desktop	11/22/22 23:20	JAB				
Document	11/22/22 23:00	JAB				
Desktop	11/22/22 23:20	JAB				
Document	11/22/22 23:30	JAB				
Desktop	11/23/22 01:28	JAB				
Document	11/23/22 00:00	JAB				
Desktop	11/23/22 01:28	JAB				
Document	11/23/22 00:30	JAB				
Desktop	11/23/22 01:28	JAB				
Document	11/23/22 01:00	JAB				
Desktop	11/23/22 01:28	JAB				
Document	11/23/22 01:28	JAB				
Desktop	11/23/22 01:28	JAB				
Document	11/23/22 01:30	JAB				
Desktop	11/23/22 06:54	JAB				
Document	11/23/22 06:54	JAB				
Desktop	11/23/22 06:54	JAB				
Document	11/23/22 01:45	JAB				
Desktop	11/23/22 06:54	JAB				
Document	11/23/22 06:11	JAB				
Desktop	11/23/22 06:54	JAB				
Document	11/23/22 06:16	JAB				
Desktop	11/23/22 06:54	JAB				
Document	11/23/22 06:30	JAB				
Desktop	11/23/22 06:54	JAB				
Document	11/23/22 06:46	JAB				
Desktop	11/23/22 06:54	JAB				
Document	11/23/22 07:00	JAB				
Desktop	11/23/22 07:21	JAB				
Document	11/23/22 07:16	JAB				
Desktop	11/23/22 07:21	JAB				
Document	11/23/22 09:40	JR				
Desktop	11/23/22 10:15	JR				
Document	11/23/22 10:00	JR				
Desktop	11/23/22 10:15	JR				
Document	11/23/22 11:00	JR				
Desktop	11/23/22 12:24	JR				
Document	11/23/22 12:00	JR				
Desktop	11/23/22 12:24	JR				
Document	11/23/22 13:00	JR				
Desktop	11/23/22 14:35	JR				

Iyons, Kathleen A **Location:** Q 1 Intensive Care Unit **Room-Bed:** QI007-A
Facility: Queen of the Valley Hospital **Med Rec Num:** MR01483046 **Visit:** QH0054940416
 61 F 07/13/1961

Vital Signs - Continued

Document	11/23/22 14:00	JR				
Desktop	11/23/22 14:35	JR				
Document	11/23/22 15:00	JR				
Desktop	11/23/22 16:31	JR				
Document	11/23/22 16:00	JR				
Desktop	11/23/22 16:31	JR				
Document	11/23/22 17:00	JR				
Desktop	11/23/22 18:34	JR				
Document	11/23/22 18:00	JR				
Desktop	11/23/22 18:34	JR				
Document	11/23/22 18:45	JAB				
Desktop	11/24/22 02:18	JAB				
Document	11/23/22 19:00	JAB				
Desktop	11/24/22 02:18	JAB				
Document	11/23/22 19:15	JAB				
Desktop	11/24/22 02:18	JAB				
Document	11/23/22 19:30	JAB				
Desktop	11/24/22 02:18	JAB				
Document	11/23/22 19:45	JAB				
Desktop	11/24/22 02:18	JAB				
Document	11/23/22 20:00	JAB				
Desktop	11/24/22 02:18	JAB				
Document	11/23/22 20:15	JAB				
Desktop	11/24/22 02:18	JAB				
Document	11/23/22 20:30	JAB				
Desktop	11/24/22 02:18	JAB				
Document	11/23/22 20:46	JAB				
Desktop	11/24/22 02:18	JAB				
Document	11/23/22 21:00	JAB				
Desktop	11/24/22 02:18	JAB				
Document	11/23/22 21:15	JAB				
Desktop	11/24/22 02:18	JAB				
Document	11/23/22 21:19	JAB				
Desktop	11/24/22 02:18	JAB				
Document	11/23/22 21:30	JAB				
Desktop	11/24/22 02:18	JAB				
Document	11/23/22 21:45	JAB				
Desktop	11/24/22 02:18	JAB				
Document	11/23/22 22:00	JAB				
Desktop	11/24/22 02:18	JAB				

Iyons, Kathleen A **Location:** Q 1 Intensive Care Unit **Room-Bed:** QI007-A
Facility: Queen of the Valley Hospital **Med Rec Num:** MR01483046 **Visit:** QH0054940416
 61 F 07/13/1961

Vital Signs - Continued

Document	11/23/22 22:15	JAB				
Desktop	11/24/22 02:18	JAB				
Document	11/23/22 22:30	JAB				
Desktop	11/24/22 02:18	JAB				
Document	11/23/22 22:45	JAB				
Desktop	11/24/22 02:18	JAB				
Document	11/23/22 22:48	JAB				
Desktop	11/24/22 02:18	JAB				
Document	11/23/22 23:00	JAB				
Desktop	11/24/22 02:18	JAB				
Document	11/23/22 23:06	JAB				
Desktop	11/24/22 02:18	JAB				
Document	11/23/22 23:15	JAB				
Desktop	11/24/22 04:11	JAB				
Document	11/23/22 23:45	JAB				
Desktop	11/24/22 02:34	JAB				
Document	11/23/22 23:59	JAB				
Desktop	11/24/22 02:35	JAB				
Document	11/24/22 00:30	JAB				
Desktop	11/24/22 02:38	JAB				
Document	11/24/22 00:15	JAB				
Desktop	11/24/22 02:36	JAB				
Document	11/24/22 02:45	JAB				
Desktop	11/24/22 04:11	JAB				
Document	11/24/22 02:46	JAB				
Desktop	11/24/22 04:11	JAB				
Document	11/24/22 03:00	JAB				
Desktop	11/24/22 04:11	JAB				
Document	11/24/22 03:15	JAB				
Desktop	11/24/22 04:11	JAB				
Document	11/24/22 03:30	JAB				
Desktop	11/24/22 04:11	JAB				
Document	11/24/22 03:45	JAB				
Desktop	11/24/22 04:11	JAB				
Document	11/24/22 04:00	JAB				
Desktop	11/24/22 04:11	JAB				
Document	11/24/22 04:15	JAB				
Desktop	11/24/22 06:33	JAB				
Document	11/24/22 04:30	JAB				
Desktop	11/24/22 06:33	JAB				

Lyons Kathleen A **Location:** Q 1 Intensive Care Unit **Room-Bed:** QI007-A
Facility: Queen of the Valley Hospital **Med Rec Num:** MR01483046 **Visit:** QH0054940416
 61 F 07/13/1961

Vital Signs - Continued

Document	11/24/22 04:45	JAB				
Desktop	11/24/22 06:33	JAB				
Document	11/24/22 05:00	JAB				
Desktop	11/24/22 06:33	JAB				
Document	11/24/22 05:15	JAB				
Desktop	11/24/22 06:33	JAB				
Document	11/24/22 05:26	JAB				
Desktop	11/24/22 06:33	JAB				
Document	11/24/22 05:30	JAB				
Desktop	11/24/22 06:33	JAB				
Document	11/24/22 05:45	JAB				
Desktop	11/24/22 06:33	JAB				
Document	11/24/22 05:57	JAB				
Desktop	11/24/22 06:33	JAB				
Document	11/24/22 06:00	JAB				
Desktop	11/24/22 06:33	JAB				
Document	11/24/22 06:15	JAB				
Desktop	11/24/22 06:33	JAB				
Document	11/24/22 06:30	JAB				
Desktop	11/24/22 06:33	JAB				
Document	11/24/22 06:31	MT				
Desktop	11/24/22 09:15	MT				
Document	11/24/22 06:45	MT				
Desktop	11/24/22 09:15	MT				
Document	11/24/22 07:00	MT				
Desktop	11/24/22 09:15	MT				
Document	11/24/22 07:15	MT				
Desktop	11/24/22 09:15	MT				
Document	11/24/22 07:30	MT				
Desktop	11/24/22 09:15	MT				
Document	11/24/22 07:45	MT				
Desktop	11/24/22 09:15	MT				
Document	11/24/22 08:00	MT				
Desktop	11/24/22 09:15	MT				
Document	11/24/22 08:15	MT				
Desktop	11/24/22 09:15	MT				
Document	11/24/22 08:30	MT				
Desktop	11/24/22 09:15	MT				
Document	11/24/22 08:45	MT				
Desktop	11/24/22 09:15	MT				

Lyons, Kathleen A **Location:** Q 1 Intensive Care Unit **Room-Bed:** QI007-A
Facility: Queen of the Valley Hospital **Med Rec Num:** MR01483046 **Visit:** QH0054940416
 61 F 07/13/1961

Vital Signs - Continued

Document	11/24/22 09:00	MT				
Desktop	11/24/22 09:15	MT				
Document	11/24/22 09:15	MT				
Desktop	11/24/22 12:03	MT				
Document	11/24/22 09:30	MT				
Desktop	11/24/22 12:03	MT				
Document	11/24/22 09:45	MT				
Desktop	11/24/22 12:03	MT				
Document	11/24/22 10:00	MT				
Desktop	11/24/22 12:03	MT				
Document	11/24/22 10:15	MT				
Desktop	11/24/22 12:03	MT				
Document	11/24/22 10:30	MT				
Desktop	11/24/22 12:03	MT				
Document	11/24/22 10:45	MT				
Desktop	11/24/22 12:03	MT				
Document	11/24/22 11:00	MT				
Desktop	11/24/22 12:03	MT				
Document	11/24/22 11:15	MT				
Desktop	11/24/22 12:03	MT				
Document	11/24/22 11:30	MT				
Desktop	11/24/22 12:03	MT				
Document	11/24/22 11:45	MT				
Desktop	11/24/22 12:03	MT				
Document	11/24/22 12:00	MT				
Desktop	11/24/22 12:03	MT				
Document	11/24/22 12:15	MT				
Desktop	11/24/22 15:14	MT				
Document	11/24/22 12:30	MT				
Desktop	11/24/22 15:14	MT				
Document	11/24/22 12:45	MT				
Desktop	11/24/22 15:14	MT				
Document	11/24/22 13:00	MT				
Desktop	11/24/22 15:14	MT				
Document	11/24/22 13:15	MT				
Desktop	11/24/22 15:14	MT				
Document	11/24/22 13:17	MT				
Desktop	11/24/22 15:14	MT				
Document	11/24/22 13:30	MT				
Desktop	11/24/22 15:14	MT				

Iyons, Kathleen A **Location:** Q 1 Intensive Care Unit **Room-Bed:** QI007-A
Facility: Queen of the Valley Hospital **Med Rec Num:** MR01483046 **Visit:** QH0054940416
 61 F 07/13/1961

Vital Signs - Continued

Document	11/24/22	13:45	MT				
Desktop	11/24/22	15:14	MT				
Document	11/24/22	14:00	MT				
Desktop	11/24/22	15:14	MT				
Document	11/24/22	14:15	MT				
Desktop	11/24/22	15:14	MT				
Document	11/24/22	14:30	MT				
Desktop	11/24/22	15:14	MT				
Document	11/24/22	14:45	MT				
Desktop	11/24/22	15:14	MT				
Document	11/24/22	14:55	MT				
Desktop	11/24/22	15:14	MT				
Document	11/24/22	15:00	MT				
Desktop	11/24/22	15:14	MT				
Document	11/24/22	15:11	MT				
Desktop	11/24/22	16:41	MT				
Document	11/24/22	15:15	MT				
Desktop	11/24/22	16:41	MT				
Document	11/24/22	15:30	MT				
Desktop	11/24/22	16:41	MT				
Document	11/24/22	15:45	MT				
Desktop	11/24/22	16:41	MT				
Document	11/24/22	16:00	MT				
Desktop	11/24/22	16:41	MT				
Document	11/24/22	16:15	MT				
Desktop	11/24/22	16:41	MT				
Document	11/24/22	16:30	MT				
Desktop	11/24/22	16:41	MT				
Document	11/24/22	16:45	MT				
Desktop	11/24/22	18:45	MT				
Document	11/24/22	17:00	MT				
Desktop	11/24/22	18:45	MT				
Document	11/24/22	17:15	MT				
Desktop	11/24/22	18:45	MT				
Document	11/24/22	17:30	MT				
Desktop	11/24/22	18:45	MT				
Document	11/24/22	17:45	MT				
Desktop	11/24/22	18:45	MT				
Document	11/24/22	18:00	MT				
Desktop	11/24/22	18:45	MT				

Iyons, Kathleen A **Location:** Q 1 Intensive Care Unit **Room-Bed:** QI007-A
Facility: Queen of the Valley Hospital **Med Rec Num:** MR01483046 **Visit:** QH0054940416
 61 F 07/13/1961

Vital Signs - Continued

Document	11/24/22 18:15	MT				
Desktop	11/24/22 18:45	MT				
Document	11/24/22 18:30	MT				
Desktop	11/24/22 18:45	MT				
Document	11/24/22 20:00	LO				
Desktop	11/25/22 06:16	LO				
Document	11/25/22 00:00	LO				
Desktop	11/25/22 06:16	LO				
Document	11/25/22 00:01	LO				
Desktop	11/25/22 06:16	LO				
Document	11/25/22 00:15	LO				
Desktop	11/25/22 06:16	LO				
Document	11/25/22 00:16	LO				
Desktop	11/25/22 06:16	LO				
Document	11/25/22 00:30	LO				
Desktop	11/25/22 06:16	LO				
Document	11/25/22 00:31	LO				
Desktop	11/25/22 06:16	LO				
Document	11/25/22 00:45	LO				
Desktop	11/25/22 06:16	LO				
Document	11/25/22 00:46	LO				
Desktop	11/25/22 06:16	LO				
Document	11/25/22 01:00	LO				
Desktop	11/25/22 06:16	LO				
Document	11/25/22 01:01	LO				
Desktop	11/25/22 06:16	LO				
Document	11/25/22 01:15	LO				
Desktop	11/25/22 06:16	LO				
Document	11/25/22 01:16	LO				
Desktop	11/25/22 06:16	LO				
Document	11/25/22 01:30	LO				
Desktop	11/25/22 06:16	LO				
Document	11/25/22 01:31	LO				
Desktop	11/25/22 06:16	LO				
Document	11/25/22 01:45	LO				
Desktop	11/25/22 06:16	LO				
Document	11/25/22 01:46	LO				
Desktop	11/25/22 06:16	LO				
Document	11/25/22 02:00	LO				
Desktop	11/25/22 06:16	LO				

Iyons, Kathleen A **Location:** Q 1 Intensive Care Unit **Room-Bed:** QI007-A
Facility: Queen of the Valley Hospital **Med Rec Num:** MR01483046 **Visit:** QH0054940416
 61 F 07/13/1961

Vital Signs - Continued

Document	11/25/22 02:01	LO					
Desktop	11/25/22 06:16	LO					
Document	11/25/22 02:15	LO					
Desktop	11/25/22 06:16	LO					
Document	11/25/22 02:16	LO					
Desktop	11/25/22 06:16	LO					
Document	11/25/22 02:30	LO					
Desktop	11/25/22 06:16	LO					
Document	11/25/22 02:31	LO					
Desktop	11/25/22 06:16	LO					
Document	11/25/22 02:45	LO					
Desktop	11/25/22 06:16	LO					
Document	11/25/22 02:46	LO					
Desktop	11/25/22 06:16	LO					
Document	11/25/22 03:00	LO					
Desktop	11/25/22 06:16	LO					
Document	11/25/22 03:01	LO					
Desktop	11/25/22 06:16	LO					
Document	11/25/22 03:15	LO					
Desktop	11/25/22 06:16	LO					
Document	11/25/22 03:16	LO					
Desktop	11/25/22 06:16	LO					
Document	11/25/22 03:30	LO					
Desktop	11/25/22 06:16	LO					
Document	11/25/22 03:31	LO					
Desktop	11/25/22 06:16	LO					
Document	11/25/22 03:45	LO					
Desktop	11/25/22 06:16	LO					
Document	11/25/22 03:46	LO					
Desktop	11/25/22 06:16	LO					
Document	11/25/22 04:00	LO					
Desktop	11/25/22 06:16	LO					
Document	11/25/22 04:00	LO					
Desktop	11/25/22 06:16	LO					
Document	11/25/22 04:01	LO					
Desktop	11/25/22 06:16	LO					
Document	11/25/22 04:15	LO					
Desktop	11/25/22 06:16	LO					
Document	11/25/22 04:16	LO					
Desktop	11/25/22 06:16	LO					

Iyons, Kathleen A
Facility: Queen of the Valley Hospital **Location:** Q 1 Intensive Care Unit **Room-Bed:** QI007-A
 61 F 07/13/1961 **Med Rec Num:** MR01483046 **Visit:** QH0054940416

Vital Signs - Continued

Document	11/25/22 04:30	LO				
Desktop	11/25/22 06:16	LO				
Document	11/25/22 04:31	LO				
Desktop	11/25/22 06:16	LO				
Document	11/25/22 04:45	LO				
Desktop	11/25/22 06:16	LO				
Document	11/25/22 04:46	LO				
Desktop	11/25/22 06:16	LO				
Document	11/25/22 05:00	LO				
Desktop	11/25/22 06:16	LO				
Document	11/25/22 05:01	LO				
Desktop	11/25/22 06:16	LO				
Document	11/25/22 05:15	LO				
Desktop	11/25/22 06:16	LO				
Document	11/25/22 05:16	LO				
Desktop	11/25/22 06:16	LO				
Document	11/25/22 05:30	LO				
Desktop	11/25/22 06:16	LO				
Document	11/25/22 05:31	LO				
Desktop	11/25/22 06:16	LO				
Document	11/25/22 05:45	LO				
Desktop	11/25/22 06:16	LO				
Document	11/25/22 05:46	LO				
Desktop	11/25/22 06:16	LO				
Document	11/25/22 06:00	LO				
Desktop	11/25/22 06:16	LO				
Document	11/25/22 06:01	LO				
Desktop	11/25/22 06:16	LO				
Document	11/25/22 06:15	LO				
Desktop	11/25/22 06:16	LO				
Document	11/25/22 06:45	SAV				
Desktop	11/25/22 12:35	SAV				
Document	11/25/22 07:00	SAV				
Desktop	11/25/22 12:35	SAV				
Document	11/25/22 07:15	SAV				
Desktop	11/25/22 12:35	SAV				
Document	11/25/22 07:30	SAV				
Desktop	11/25/22 12:35	SAV				
Document	11/25/22 07:45	SAV				
Desktop	11/25/22 12:35	SAV				

Iyons, Kathleen A **Location:** Q 1 Intensive Care Unit **Room-Bed:** QI007-A
Facility: Queen of the Valley Hospital **Med Rec Num:** MR01483046 **Visit:** QH0054940416
 61 F 07/13/1961

Vital Signs - Continued

Document	11/25/22 08:00	SAV				
Desktop	11/25/22 12:35	SAV				
Document	11/25/22 08:15	SAV				
Desktop	11/25/22 12:35	SAV				
Document	11/25/22 08:30	SAV				
Desktop	11/25/22 12:35	SAV				
Document	11/25/22 08:45	SAV				
Desktop	11/25/22 12:35	SAV				
Document	11/25/22 09:00	SAV				
Desktop	11/25/22 12:35	SAV				
Document	11/25/22 09:15	SAV				
Desktop	11/25/22 12:35	SAV				
Document	11/25/22 09:30	SAV				
Desktop	11/25/22 12:35	SAV				
Document	11/25/22 09:45	SAV				
Desktop	11/25/22 12:35	SAV				
Document	11/25/22 10:00	SAV				
Desktop	11/25/22 12:35	SAV				
Document	11/25/22 10:15	SAV				
Desktop	11/25/22 12:35	SAV				
Document	11/25/22 10:30	SAV				
Desktop	11/25/22 12:35	SAV				
Document	11/25/22 10:45	SAV				
Desktop	11/25/22 12:35	SAV				
Document	11/25/22 11:00	SAV				
Desktop	11/25/22 12:35	SAV				
Document	11/25/22 11:15	SAV				
Desktop	11/25/22 12:35	SAV				
Document	11/25/22 11:30	SAV				
Desktop	11/25/22 12:35	SAV				
Document	11/25/22 11:45	SAV				
Desktop	11/25/22 12:35	SAV				
Document	11/25/22 12:00	SAV				
Desktop	11/25/22 12:35	SAV				
Document	11/25/22 12:15	SAV				
Desktop	11/25/22 12:35	SAV				
Document	11/25/22 12:30	SAV				
Desktop	11/25/22 12:35	SAV				
Document	11/25/22 12:45	MT				
Desktop	11/25/22 13:03	MT				

Iyons, Kathleen A **Location:** Q 1 Intensive Care Unit **Room-Bed:** QI007-A
Facility: Queen of the Valley Hospital **Med Rec Num:** MR01483046 **Visit:** QH0054940416
 61 F 07/13/1961

Vital Signs - Continued

Document	11/25/22 13:00	MT				
Desktop	11/25/22 13:03	MT				
Document	11/25/22 13:15	SAV				
Desktop	11/25/22 18:55	SAV				
Document	11/25/22 13:30	SAV				
Desktop	11/25/22 18:55	SAV				
Document	11/25/22 13:45	SAV				
Desktop	11/25/22 18:55	SAV				
Document	11/25/22 14:00	SAV				
Desktop	11/25/22 18:55	SAV				
Document	11/25/22 14:15	SAV				
Desktop	11/25/22 18:55	SAV				
Document	11/25/22 14:30	SAV				
Desktop	11/25/22 18:55	SAV				
Document	11/25/22 14:45	SAV				
Desktop	11/25/22 18:55	SAV				
Document	11/25/22 15:00	SAV				
Desktop	11/25/22 18:55	SAV				
Document	11/25/22 15:15	SAV				
Desktop	11/25/22 18:55	SAV				
Document	11/25/22 15:30	SAV				
Desktop	11/25/22 18:55	SAV				
Document	11/25/22 15:45	SAV				
Desktop	11/25/22 18:55	SAV				
Document	11/25/22 16:00	SAV				
Desktop	11/25/22 18:55	SAV				
Document	11/25/22 16:15	SAV				
Desktop	11/25/22 18:55	SAV				
Document	11/25/22 16:30	SAV				
Desktop	11/25/22 18:55	SAV				
Document	11/25/22 16:45	SAV				
Desktop	11/25/22 18:55	SAV				
Document	11/25/22 17:00	SAV				
Desktop	11/25/22 18:55	SAV				
Document	11/25/22 17:15	SAV				
Desktop	11/25/22 18:55	SAV				
Document	11/25/22 17:30	SAV				
Desktop	11/25/22 18:55	SAV				
Document	11/25/22 17:45	SAV				
Desktop	11/25/22 18:55	SAV				

Iyons, Kathleen A **Location:** Q 1 Intensive Care Unit **Room-Bed:** QI007-A
Facility: Queen of the Valley Hospital **Med Rec Num:** MR01483046 **Visit:** QH0054940416
 61 F 07/13/1961

Vital Signs - Continued

Document	11/25/22	18:00	SAV					
Desktop	11/25/22	18:55	SAV					
Document	11/25/22	18:15	SAV					
Desktop	11/25/22	18:55	SAV					
Document	11/25/22	18:23	SAV					
Desktop	11/25/22	18:55	SAV					
Document	11/25/22	18:30	SAV					
Desktop	11/25/22	18:55	SAV					
Document	11/25/22	18:45	SAV					
Desktop	11/25/22	18:55	SAV					
Document	11/25/22	18:47	LO					
Desktop	11/25/22	22:14	LO					
Document	11/25/22	19:00	LO					
Desktop	11/25/22	22:14	LO					
Document	11/25/22	19:01	LO					
Desktop	11/25/22	22:14	LO					
Document	11/25/22	19:15	LO					
Desktop	11/25/22	22:14	LO					
Document	11/25/22	19:16	LO					
Desktop	11/25/22	22:14	LO					
Document	11/25/22	19:30	LO					
Desktop	11/25/22	22:14	LO					
Document	11/25/22	19:31	LO					
Desktop	11/25/22	22:14	LO					
Document	11/25/22	19:45	LO					
Desktop	11/25/22	22:14	LO					
Document	11/25/22	19:46	LO					
Desktop	11/25/22	22:14	LO					
Document	11/25/22	20:00	LO					
Desktop	11/25/22	21:54	LO					
Document	11/25/22	20:00	LO					
Desktop	11/25/22	22:14	LO					
Document	11/25/22	20:01	LO					
Desktop	11/25/22	22:14	LO					
Document	11/25/22	20:15	LO					
Desktop	11/25/22	22:14	LO					
Document	11/25/22	20:16	LO					
Desktop	11/25/22	22:14	LO					
Document	11/25/22	20:30	LO					
Desktop	11/25/22	22:14	LO					

Iyons, Kathleen A **Location:** Q 1 Intensive Care Unit **Room-Bed:** QI007-A
Facility: Queen of the Valley Hospital **Med Rec Num:** MR01483046 **Visit:** QH0054940416
 61 F 07/13/1961

Vital Signs - Continued

Document	11/25/22	20:31	LO				
Desktop	11/25/22	22:14	LO				
Document	11/25/22	20:45	LO				
Desktop	11/25/22	22:14	LO				
Document	11/25/22	20:46	LO				
Desktop	11/25/22	22:14	LO				
Document	11/25/22	21:00	LO				
Desktop	11/25/22	22:14	LO				
Document	11/25/22	21:01	LO				
Desktop	11/25/22	22:14	LO				
Document	11/25/22	21:15	LO				
Desktop	11/25/22	22:14	LO				
Document	11/25/22	21:16	LO				
Desktop	11/25/22	22:14	LO				
Document	11/25/22	21:30	LO				
Desktop	11/25/22	22:14	LO				
Document	11/25/22	22:14	LO				
Desktop	11/25/22	21:31	LO				
Document	11/25/22	22:14	LO				
Desktop	11/25/22	21:45	LO				
Document	11/25/22	22:14	LO				
Desktop	11/25/22	21:46	LO				
Document	11/25/22	22:14	LO				
Desktop	11/25/22	22:00	LO				
Document	11/25/22	22:14	LO				
Desktop	11/25/22	22:01	LO				
Document	11/25/22	22:14	LO				
Desktop	11/25/22	22:02	LO				
Document	11/26/22	03:05	LO				
Desktop	11/25/22	22:15	LO				
Document	11/26/22	03:05	LO				
Desktop	11/25/22	22:16	LO				
Document	11/26/22	03:05	LO				
Desktop	11/25/22	22:30	LO				
Document	11/26/22	03:05	LO				
Desktop	11/25/22	22:31	LO				
Document	11/26/22	03:05	LO				
Desktop	11/25/22	22:45	LO				
Document	11/26/22	03:05	LO				
Desktop	11/25/22	22:46	LO				
Document	11/26/22	03:05	LO				

Iyons, Kathleen A
Facility: Queen of the Valley Hospital **Location:** Q 1 Intensive Care Unit **Room-Bed:** QI007-A
 61 F 07/13/1961 **Med Rec Num:** MR01483046 **Visit:** QH0054940416

Vital Signs - Continued

Document	11/25/22 23:00	LO					
Desktop	11/26/22 03:05	LO					
Document	11/25/22 23:01	LO					
Desktop	11/26/22 03:05	LO					
Document	11/25/22 23:15	LO					
Desktop	11/26/22 03:05	LO					
Document	11/25/22 23:16	LO					
Desktop	11/26/22 03:05	LO					
Document	11/25/22 23:30	LO					
Desktop	11/26/22 03:05	LO					
Document	11/25/22 23:30	LO					
Desktop	11/26/22 03:05	LO					
Document	11/25/22 23:45	LO					
Desktop	11/26/22 03:05	LO					
Document	11/25/22 23:45	LO					
Desktop	11/26/22 03:05	LO					
Document	11/25/22 23:46	LO					
Desktop	11/26/22 03:05	LO					
Document	11/26/22 00:00	LO					
Desktop	11/26/22 00:26	LO					
Document	11/26/22 00:00	LO					
Desktop	11/26/22 03:05	LO					
Document	11/26/22 00:01	LO					
Desktop	11/26/22 03:05	LO					
Document	11/26/22 00:15	LO					
Desktop	11/26/22 03:05	LO					
Document	11/26/22 00:16	LO					
Desktop	11/26/22 03:05	LO					
Document	11/26/22 00:30	LO					
Desktop	11/26/22 03:05	LO					
Document	11/26/22 00:31	LO					
Desktop	11/26/22 03:05	LO					
Document	11/26/22 00:45	LO					
Desktop	11/26/22 03:05	LO					
Document	11/26/22 00:46	LO					
Desktop	11/26/22 03:05	LO					
Document	11/26/22 01:00	LO					
Desktop	11/26/22 03:05	LO					
Document	11/26/22 01:01	LO					
Desktop	11/26/22 03:05	LO					
Document	11/26/22 01:15	LO					
Desktop	11/26/22 03:05	LO					

Iyons, Kathleen A **Location:** Q 1 Intensive Care Unit **Room-Bed:** QI007-A
Facility: Queen of the Valley Hospital **Med Rec Num:** MR01483046 **Visit:** QH0054940416
 61 F 07/13/1961

Vital Signs - Continued

Document	11/26/22 01:16	LO				
Desktop	11/26/22 03:05	LO				
Document	11/26/22 01:30	LO				
Desktop	11/26/22 03:05	LO				
Document	11/26/22 01:31	LO				
Desktop	11/26/22 03:05	LO				
Document	11/26/22 01:45	LO				
Desktop	11/26/22 03:05	LO				
Document	11/26/22 01:46	LO				
Desktop	11/26/22 03:05	LO				
Document	11/26/22 02:00	LO				
Desktop	11/26/22 03:05	LO				
Document	11/26/22 02:01	LO				
Desktop	11/26/22 03:05	LO				
Document	11/26/22 02:15	LO				
Desktop	11/26/22 03:05	LO				
Document	11/26/22 02:16	LO				
Desktop	11/26/22 03:05	LO				
Document	11/26/22 02:30	LO				
Desktop	11/26/22 03:05	LO				
Document	11/26/22 02:31	LO				
Desktop	11/26/22 03:05	LO				
Document	11/26/22 02:45	LO				
Desktop	11/26/22 03:05	LO				
Document	11/26/22 02:46	LO				
Desktop	11/26/22 03:05	LO				
Document	11/26/22 03:00	LO				
Desktop	11/26/22 03:05	LO				
Document	11/26/22 03:01	LO				
Desktop	11/26/22 03:05	LO				
Document	11/26/22 03:15	LO				
Desktop	11/26/22 06:37	LO				
Document	11/26/22 03:16	LO				
Desktop	11/26/22 06:37	LO				
Document	11/26/22 03:30	LO				
Desktop	11/26/22 06:37	LO				
Document	11/26/22 03:31	LO				
Desktop	11/26/22 06:37	LO				
Document	11/26/22 03:45	LO				
Desktop	11/26/22 06:37	LO				

Iyons, Kathleen A **Location:** Q 1 Intensive Care Unit **Room-Bed:** QI007-A
Facility: Queen of the Valley Hospital **Med Rec Num:** MR01483046 **Visit:** QH0054940416
 61 F 07/13/1961

Vital Signs - Continued

Document	11/26/22 03:46	LO				
Desktop	11/26/22 06:37	LO				
Document	11/26/22 04:00	LO				
Desktop	11/26/22 06:37	LO				
Document	11/26/22 04:00	LO				
Desktop	11/26/22 06:37	LO				
Document	11/26/22 04:01	LO				
Desktop	11/26/22 06:37	LO				
Document	11/26/22 04:15	LO				
Desktop	11/26/22 06:37	LO				
Document	11/26/22 04:16	LO				
Desktop	11/26/22 06:37	LO				
Document	11/26/22 04:30	LO				
Desktop	11/26/22 06:37	LO				
Document	11/26/22 04:31	LO				
Desktop	11/26/22 06:37	LO				
Document	11/26/22 04:45	LO				
Desktop	11/26/22 06:37	LO				
Document	11/26/22 04:46	LO				
Desktop	11/26/22 06:37	LO				
Document	11/26/22 05:00	LO				
Desktop	11/26/22 06:37	LO				
Document	11/26/22 05:01	LO				
Desktop	11/26/22 06:37	LO				
Document	11/26/22 05:15	LO				
Desktop	11/26/22 06:37	LO				
Document	11/26/22 05:16	LO				
Desktop	11/26/22 06:37	LO				
Document	11/26/22 05:30	LO				
Desktop	11/26/22 06:37	LO				
Document	11/26/22 05:31	LO				
Desktop	11/26/22 06:37	LO				
Document	11/26/22 05:45	LO				
Desktop	11/26/22 06:37	LO				
Document	11/26/22 05:46	LO				
Desktop	11/26/22 06:37	LO				
Document	11/26/22 06:00	LO				
Desktop	11/26/22 06:37	LO				
Document	11/26/22 06:01	LO				
Desktop	11/26/22 06:37	LO				

Iyons, Kathleen A **Location:** Q 1 Intensive Care Unit **Room-Bed:** QI007-A
Facility: Queen of the Valley Hospital **Med Rec Num:** MR01483046 **Visit:** QH0054940416
 61 F 07/13/1961

Vital Signs - Continued

Document	11/26/22 06:15	LO				
Desktop	11/26/22 06:37	LO				
Document	11/26/22 06:16	LO				
Desktop	11/26/22 06:37	LO				
Document	11/26/22 06:18	LO				
Desktop	11/26/22 06:37	LO				
Document	11/26/22 06:30	LO				
Desktop	11/26/22 06:37	LO				
Document	11/26/22 06:31	LO				
Desktop	11/26/22 06:37	LO				
Document	11/26/22 06:45	LH				
Phone	11/26/22 09:00	LH				
Document	11/26/22 07:00	LH				
Phone	11/26/22 09:00	LH				
Document	11/26/22 07:15	LH				
Phone	11/26/22 09:00	LH				
Document	11/26/22 07:30	LH				
Phone	11/26/22 09:00	LH				
Document	11/26/22 07:45	LH				
Phone	11/26/22 09:00	LH				
Document	11/26/22 08:00	LH				
Phone	11/26/22 09:00	LH				
Document	11/26/22 08:15	LH				
Phone	11/26/22 09:00	LH				
Document	11/26/22 08:30	LH				
Phone	11/26/22 09:00	LH				
Document	11/26/22 08:45	LH				
Phone	11/26/22 09:00	LH				
Document	11/26/22 09:00	LH				
Phone	11/26/22 10:25	LH				
Document	11/26/22 09:15	LH				
Phone	11/26/22 10:25	LH				
Document	11/26/22 09:30	LH				
Phone	11/26/22 10:25	LH				
Document	11/26/22 09:45	LH				
Phone	11/26/22 10:25	LH				
Document	11/26/22 10:00	LH				
Phone	11/26/22 10:25	LH				
Document	11/26/22 10:15	LH				
Phone	11/26/22 10:25	LH				

Iyons, Kathleen A **Location:** Q 1 Intensive Care Unit **Room-Bed:** QI007-A
Facility: Queen of the Valley Hospital **Med Rec Num:** MR01483046 **Visit:** QH0054940416
 61 F 07/13/1961

Vital Signs - Continued

Document	11/26/22 10:30	LH				
Phone	11/26/22 14:00	LH				
Document	11/26/22 10:45	LH				
Phone	11/26/22 14:00	LH				
Document	11/26/22 11:00	LH				
Phone	11/26/22 14:00	LH				
Document	11/26/22 11:15	LH				
Phone	11/26/22 14:00	LH				
Document	11/26/22 11:30	LH				
Phone	11/26/22 14:00	LH				
Document	11/26/22 11:45	LH				
Phone	11/26/22 14:00	LH				
Document	11/26/22 12:00	LH				
Phone	11/26/22 14:00	LH				
Document	11/26/22 12:15	LH				
Phone	11/26/22 14:00	LH				
Document	11/26/22 12:30	LH				
Phone	11/26/22 14:00	LH				
Document	11/26/22 12:45	LH				
Phone	11/26/22 14:00	LH				
Document	11/26/22 13:00	LH				
Phone	11/26/22 14:00	LH				
Document	11/26/22 13:15	LH				
Phone	11/26/22 14:00	LH				
Document	11/26/22 13:30	LH				
Phone	11/26/22 14:00	LH				
Document	11/26/22 13:45	LH				
Phone	11/26/22 14:00	LH				
Document	11/26/22 14:00	LH				
Phone	11/26/22 14:04	LH				
Document	11/26/22 14:15	LH				
Phone	11/26/22 15:26	LH				
Document	11/26/22 14:30	LH				
Phone	11/26/22 15:26	LH				
Document	11/26/22 14:45	LH				
Phone	11/26/22 15:26	LH				
Document	11/26/22 15:00	LH				
Phone	11/26/22 15:26	LH				
Document	11/26/22 15:15	LH				
Phone	11/26/22 15:26	LH				

Lyons, Kathleen A **Location:** Q 1 Intensive Care Unit **Room-Bed:** QI007-A
Facility: Queen of the Valley Hospital **Med Rec Num:** MR01483046 **Visit:** QH0054940416
 61 F 07/13/1961

Vital Signs - Continued

Document	11/26/22 15:30	LH				
Phone	11/26/22 16:07	LH				
Document	11/26/22 15:45	LH				
Phone	11/26/22 16:07	LH				
Document	11/26/22 16:00	LH				
Phone	11/26/22 16:07	LH				
Document	11/26/22 16:15	LH				
Phone	11/26/22 17:21	LH				
Document	11/26/22 16:45	LH				
Phone	11/26/22 17:21	LH				
Document	11/26/22 17:00	LH				
Phone	11/26/22 17:21	LH				
Document	11/26/22 17:15	LH				
Phone	11/26/22 17:21	LH				
Document	11/26/22 17:30	LH				
Phone	11/26/22 18:02	LH				
Document	11/26/22 17:45	LH				
Phone	11/26/22 18:02	LH				
Document	11/26/22 18:00	LH				
Phone	11/26/22 18:02	LH				
Document	11/26/22 18:02	LO				
Desktop	11/26/22 20:36	LO				
Document	11/26/22 18:15	LO				
Desktop	11/26/22 20:36	LO				
Document	11/26/22 18:16	LO				
Desktop	11/26/22 20:36	LO				
Document	11/26/22 18:30	LO				
Desktop	11/26/22 20:36	LO				
Document	11/26/22 18:31	LO				
Desktop	11/26/22 20:36	LO				
Document	11/26/22 18:45	LO				
Desktop	11/26/22 20:36	LO				
Document	11/26/22 18:46	LO				
Desktop	11/26/22 20:36	LO				
Document	11/26/22 19:00	LO				
Desktop	11/26/22 20:36	LO				
Document	11/26/22 19:01	LO				
Desktop	11/26/22 20:36	LO				

Lyons, Kathleen A **Location:** Q 1 Intensive Care Unit **Room-Bed:** QI007-A
Facility: Queen of the Valley Hospital **Med Rec Num:** MR01483046 **Visit:** QH0054940416
 61 F 07/13/1961

Vital Signs - Continued

Document	11/26/22 19:15	LO					
Desktop	11/26/22 20:36	LO					
Document	11/26/22 19:16	LO					
Desktop	11/26/22 20:36	LO					
Document	11/26/22 19:30	LO					
Desktop	11/26/22 20:36	LO					
Document	11/26/22 19:31	LO					
Desktop	11/26/22 20:36	LO					
Document	11/26/22 19:45	LO					
Desktop	11/26/22 20:36	LO					
Document	11/26/22 19:46	LO					
Desktop	11/26/22 20:36	LO					
Document	11/26/22 20:00	LO					
Desktop	11/26/22 20:36	LO					
Document	11/26/22 20:00	LO					
Desktop	11/26/22 20:36	LO					
Document	11/26/22 20:01	LO					
Desktop	11/26/22 20:36	LO					
Document	11/26/22 20:15	LO					
Desktop	11/26/22 20:36	LO					
Document	11/26/22 20:16	LO					
Desktop	11/26/22 20:36	LO					
Document	11/26/22 20:30	LO					
Desktop	11/26/22 20:36	LO					
Document	11/26/22 20:31	LO					
Desktop	11/26/22 20:36	LO					
Document	11/26/22 20:45	LO					
Desktop	11/26/22 22:40	LO					
Document	11/26/22 20:46	LO					
Desktop	11/26/22 22:40	LO					
Document	11/26/22 21:00	LO					
Desktop	11/26/22 22:40	LO					
Document	11/26/22 21:01	LO					
Desktop	11/26/22 22:40	LO					
Document	11/26/22 21:15	LO					
Desktop	11/26/22 22:40	LO					
Document	11/26/22 21:16	LO					
Desktop	11/26/22 22:40	LO					
Document	11/26/22 21:30	LO					
Desktop	11/26/22 22:40	LO					

Iyons, Kathleen A **Location:** Q 1 Intensive Care Unit **Room-Bed:** QI007-A
Facility: Queen of the Valley Hospital **Med Rec Num:** MR01483046 **Visit:** QH0054940416
 61 F 07/13/1961

Vital Signs - Continued

Document	11/26/22 21:31	LO					
Desktop	11/26/22 22:40	LO					
Document	11/26/22 21:45	LO					
Desktop	11/26/22 22:40	LO					
Document	11/26/22 21:46	LO					
Desktop	11/26/22 22:40	LO					
Document	11/26/22 22:00	LO					
Desktop	11/26/22 22:40	LO					
Document	11/26/22 22:01	LO					
Desktop	11/26/22 22:40	LO					
Document	11/26/22 22:15	LO					
Desktop	11/26/22 22:40	LO					
Document	11/26/22 22:16	LO					
Desktop	11/26/22 22:40	LO					
Document	11/26/22 22:30	LO					
Desktop	11/26/22 22:40	LO					
Document	11/26/22 22:31	LO					
Desktop	11/26/22 22:40	LO					
Document	11/26/22 22:45	LO					
Desktop	11/27/22 03:11	LO					
Document	11/26/22 22:46	LO					
Desktop	11/27/22 03:11	LO					
Document	11/26/22 23:00	LO					
Desktop	11/27/22 03:11	LO					
Document	11/26/22 23:01	LO					
Desktop	11/27/22 03:11	LO					
Document	11/26/22 23:15	LO					
Desktop	11/27/22 03:11	LO					
Document	11/26/22 23:16	LO					
Desktop	11/27/22 03:11	LO					
Document	11/26/22 23:30	LO					
Desktop	11/27/22 03:11	LO					
Document	11/26/22 23:31	LO					
Desktop	11/27/22 03:11	LO					
Document	11/26/22 23:45	LO					
Desktop	11/27/22 03:11	LO					
Document	11/26/22 23:46	LO					
Desktop	11/27/22 03:11	LO					
Document	11/26/22 23:59	LO					
Desktop	11/27/22 03:11	LO					

Iyons, Kathleen A **Location:** Q 1 Intensive Care Unit **Room-Bed:** QI007-A
Facility: Queen of the Valley Hospital **Med Rec Num:** MR01483046 **Visit:** QH0054940416
 61 F 07/13/1961

Vital Signs - Continued

Document	11/27/22 00:00	LO					
Desktop	11/27/22 03:11	LO					
Document	11/27/22 00:01	LO					
Desktop	11/27/22 03:11	LO					
Document	11/27/22 00:15	LO					
Desktop	11/27/22 03:11	LO					
Document	11/27/22 00:16	LO					
Desktop	11/27/22 03:11	LO					
Document	11/27/22 00:30	LO					
Desktop	11/27/22 03:11	LO					
Document	11/27/22 00:31	LO					
Desktop	11/27/22 03:11	LO					
Document	11/27/22 00:45	LO					
Desktop	11/27/22 03:11	LO					
Document	11/27/22 00:46	LO					
Desktop	11/27/22 03:11	LO					
Document	11/27/22 01:00	LO					
Desktop	11/27/22 03:11	LO					
Document	11/27/22 01:01	LO					
Desktop	11/27/22 03:11	LO					
Document	11/27/22 01:15	LO					
Desktop	11/27/22 03:11	LO					
Document	11/27/22 01:16	LO					
Desktop	11/27/22 03:11	LO					
Document	11/27/22 01:30	LO					
Desktop	11/27/22 03:11	LO					
Document	11/27/22 01:31	LO					
Desktop	11/27/22 03:11	LO					
Document	11/27/22 01:45	LO					
Desktop	11/27/22 03:11	LO					
Document	11/27/22 01:46	LO					
Desktop	11/27/22 03:11	LO					
Document	11/27/22 02:00	LO					
Desktop	11/27/22 03:11	LO					
Document	11/27/22 02:01	LO					
Desktop	11/27/22 03:11	LO					
Document	11/27/22 02:15	LO					
Desktop	11/27/22 03:11	LO					
Document	11/27/22 02:16	LO					
Desktop	11/27/22 03:11	LO					

Iyons, Kathleen A **Location:** Q 1 Intensive Care Unit **Room-Bed:** QI007-A
Facility: Queen of the Valley Hospital **Med Rec Num:** MR01483046 **Visit:** QH0054940416
 61 F 07/13/1961

Vital Signs - Continued

Document	11/27/22 02:30	LO				
Desktop	11/27/22 03:11	LO				
Document	11/27/22 02:31	LO				
Desktop	11/27/22 03:11	LO				
Document	11/27/22 02:45	LO				
Desktop	11/27/22 03:11	LO				
Document	11/27/22 02:46	LO				
Desktop	11/27/22 03:11	LO				
Document	11/27/22 03:00	LO				
Desktop	11/27/22 03:11	LO				
Document	11/27/22 03:01	LO				
Desktop	11/27/22 03:11	LO				
Document	11/27/22 03:15	LO				
Desktop	11/27/22 07:08	LO				
Document	11/27/22 03:16	LO				
Desktop	11/27/22 07:08	LO				
Document	11/27/22 03:30	LO				
Desktop	11/27/22 07:08	LO				
Document	11/27/22 03:31	LO				
Desktop	11/27/22 07:08	LO				
Document	11/27/22 03:45	LO				
Desktop	11/27/22 07:08	LO				
Document	11/27/22 03:46	LO				
Desktop	11/27/22 07:08	LO				
Document	11/27/22 04:00	LO				
Desktop	11/27/22 04:49	LO				
Document	11/27/22 04:00	LO				
Desktop	11/27/22 07:08	LO				
Document	11/27/22 04:01	LO				
Desktop	11/27/22 07:08	LO				
Document	11/27/22 04:15	LO				
Desktop	11/27/22 07:08	LO				
Document	11/27/22 04:16	LO				
Desktop	11/27/22 07:08	LO				
Document	11/27/22 04:30	LO				
Desktop	11/27/22 07:08	LO				
Document	11/27/22 04:31	LO				
Desktop	11/27/22 07:08	LO				
Document	11/27/22 04:45	LO				
Desktop	11/27/22 07:08	LO				

Iyons, Kathleen A **Location:** Q 1 Intensive Care Unit **Room-Bed:** QI007-A
Facility: Queen of the Valley Hospital **Med Rec Num:** MR01483046 **Visit:** QH0054940416
 61 F 07/13/1961

Vital Signs - Continued

Document	11/27/22 04:46	LO				
Desktop	11/27/22 07:08	LO				
Document	11/27/22 05:00	LO				
Desktop	11/27/22 07:08	LO				
Document	11/27/22 05:02	LO				
Desktop	11/27/22 07:08	LO				
Document	11/27/22 05:15	LO				
Desktop	11/27/22 07:08	LO				
Document	11/27/22 05:16	LO				
Desktop	11/27/22 07:08	LO				
Document	11/27/22 05:30	LO				
Desktop	11/27/22 07:08	LO				
Document	11/27/22 05:31	LO				
Desktop	11/27/22 07:08	LO				
Document	11/27/22 05:45	LO				
Desktop	11/27/22 07:08	LO				
Document	11/27/22 05:46	LO				
Desktop	11/27/22 07:08	LO				
Document	11/27/22 06:00	LO				
Desktop	11/27/22 07:08	LO				
Document	11/27/22 06:01	LO				
Desktop	11/27/22 07:08	LO				
Document	11/27/22 06:15	LO				
Desktop	11/27/22 07:08	LO				
Document	11/27/22 06:16	LO				
Desktop	11/27/22 07:08	LO				
Document	11/27/22 06:30	LO				
Desktop	11/27/22 07:08	LO				
Document	11/27/22 06:31	LO				
Desktop	11/27/22 07:08	LO				
Document	11/27/22 06:45	LO				
Desktop	11/27/22 07:08	LO				
Document	11/27/22 06:46	LO				
Desktop	11/27/22 07:08	LO				
Document	11/27/22 07:00	LO				
Desktop	11/27/22 07:08	LO				
Document	11/27/22 07:01	LO				
Desktop	11/27/22 07:08	LO				
Document	11/27/22 07:15	LH				
Phone	11/27/22 09:32	LH				

Iyons, Kathleen A **Location:** Q 1 Intensive Care Unit **Room-Bed:** QI007-A
Facility: Queen of the Valley Hospital **Med Rec Num:** MR01483046 **Visit:** QH0054940416
 61 F 07/13/1961

Vital Signs - Continued

Document	11/27/22 07:30	LH				
Phone	11/27/22 09:32	LH				
Document	11/27/22 07:45	LH				
Phone	11/27/22 09:32	LH				
Document	11/27/22 08:00	LH				
Phone	11/27/22 09:32	LH				
Document	11/27/22 08:15	LH				
Phone	11/27/22 09:32	LH				
Document	11/27/22 08:30	LH				
Phone	11/27/22 09:32	LH				
Document	11/27/22 08:45	LH				
Phone	11/27/22 09:32	LH				
Document	11/27/22 09:00	LH				
Phone	11/27/22 09:32	LH				
Document	11/27/22 09:15	LH				
Phone	11/27/22 09:32	LH				
Document	11/27/22 09:30	LH				
Phone	11/27/22 09:32	LH				
Document	11/27/22 09:45	LH				
Phone	11/27/22 11:31	LH				
Document	11/27/22 10:00	LH				
Phone	11/27/22 11:31	LH				
Document	11/27/22 10:15	LH				
Phone	11/27/22 11:31	LH				
Document	11/27/22 10:30	LH				
Phone	11/27/22 11:31	LH				
Document	11/27/22 10:45	LH				
Phone	11/27/22 11:31	LH				
Document	11/27/22 11:00	LH				
Phone	11/27/22 11:31	LH				
Document	11/27/22 11:15	LH				
Phone	11/27/22 11:31	LH				
Document	11/27/22 11:30	LH				
Phone	11/27/22 11:31	LH				
Document	11/27/22 11:31	LH				
Phone	11/27/22 14:09	LH				
Document	11/27/22 11:45	LH				
Phone	11/27/22 14:09	LH				
Document	11/27/22 12:00	LH				
Phone	11/27/22 14:09	LH				

Iyons, Kathleen A
Facility: Queen of the Valley Hospital **Location:** Q 1 Intensive Care Unit **Room-Bed:** QI007-A
 61 F 07/13/1961 **Med Rec Num:** MR01483046 **Visit:** QH0054940416

Vital Signs - Continued

Document	11/27/22	12:15	LH				
Phone	11/27/22	14:09	LH				
Document	11/27/22	12:18	LH				
Phone	11/27/22	14:09	LH				
Document	11/27/22	12:30	LH				
Phone	11/27/22	14:09	LH				
Document	11/27/22	12:45	LH				
Phone	11/27/22	14:09	LH				
Document	11/27/22	13:00	LH				
Phone	11/27/22	14:09	LH				
Document	11/27/22	13:15	LH				
Phone	11/27/22	14:09	LH				
Document	11/27/22	13:30	LH				
Phone	11/27/22	14:09	LH				
Document	11/27/22	13:45	LH				
Phone	11/27/22	14:09	LH				
Document	11/27/22	14:00	LH				
Phone	11/27/22	14:09	LH				
Document	11/27/22	14:15	LH				
Phone	11/27/22	17:01	LH				
Document	11/27/22	14:30	LH				
Phone	11/27/22	17:01	LH				
Document	11/27/22	14:45	LH				
Phone	11/27/22	17:01	LH				
Document	11/27/22	15:00	LH				
Phone	11/27/22	17:01	LH				
Document	11/27/22	15:15	LH				
Phone	11/27/22	17:01	LH				
Document	11/27/22	15:30	LH				
Phone	11/27/22	17:01	LH				
Document	11/27/22	15:45	LH				
Phone	11/27/22	17:01	LH				
Document	11/27/22	16:00	LH				
Phone	11/27/22	17:01	LH				
Document	11/27/22	16:15	LH				
Phone	11/27/22	17:01	LH				
Document	11/27/22	16:30	LH				
Phone	11/27/22	17:01	LH				
Document	11/27/22	16:45	LH				
Phone	11/27/22	17:01	LH				

Iyons, Kathleen A **Location:** Q 1 Intensive Care Unit **Room-Bed:** QI007-A
Facility: Queen of the Valley Hospital **Med Rec Num:** MR01483046 **Visit:** QH0054940416
 61 F 07/13/1961

Vital Signs - Continued

Document	11/27/22 17:00	LH				
Phone	11/27/22 17:32	LH				
Document	11/27/22 17:15	LH				
Phone	11/27/22 17:32	LH				
Document	11/27/22 17:30	LH				
Phone	11/27/22 17:32	LH				
Document	11/27/22 17:45	LH				
Phone	11/27/22 18:36	LH				
Document	11/27/22 18:00	LH				
Phone	11/27/22 18:36	LH				
Document	11/27/22 18:15	LH				
Phone	11/27/22 18:36	LH				
Document	11/27/22 18:30	LH				
Phone	11/27/22 18:36	LH				
Document	11/27/22 18:45	JAB				
Desktop	11/27/22 21:12	JAB				
Document	11/27/22 19:00	JAB				
Desktop	11/27/22 21:12	JAB				
Document	11/27/22 19:15	JAB				
Desktop	11/27/22 21:12	JAB				
Document	11/27/22 19:30	JAB				
Desktop	11/27/22 21:12	JAB				
Document	11/27/22 19:45	JAB				
Desktop	11/27/22 21:12	JAB				
Document	11/27/22 20:00	JAB				
Desktop	11/27/22 21:12	JAB				
Document	11/27/22 20:15	JAB				
Desktop	11/27/22 21:12	JAB				
Document	11/27/22 20:30	JAB				
Desktop	11/27/22 21:12	JAB				
Document	11/27/22 20:45	JAB				
Desktop	11/27/22 21:12	JAB				
Document	11/27/22 21:00	JAB				
Desktop	11/27/22 21:12	JAB				
Document	11/27/22 21:37	JAB				
Desktop	11/28/22 02:57	JAB				
Document	11/27/22 21:45	JAB				
Desktop	11/28/22 02:57	JAB				
Document	11/27/22 22:00	JAB				
Desktop	11/28/22 02:57	JAB				

Lyons, Kathleen A

Facility: Queen of the Valley Hospital **Location:** Q 1 Intensive Care Unit
 61 F 07/13/1961 **Med Rec Num:** MR01483046

Room-Bed: QI007-A
Visit: QH0054940416

Vital Signs - Continued

Document	11/27/22 22:09	JAB				
Desktop	11/28/22 02:57	JAB				
Document	11/27/22 22:10	JAB				
Desktop	11/28/22 02:57	JAB				
Document	11/27/22 22:11	JAB				
Desktop	11/28/22 02:57	JAB				
Document	11/27/22 22:12	JAB				
Desktop	11/28/22 02:57	JAB				
Document	11/27/22 22:13	JAB				
Desktop	11/28/22 02:57	JAB				
Document	11/27/22 22:14	JAB				
Desktop	11/28/22 02:57	JAB				
Document	11/27/22 22:15	JAB				
Desktop	11/28/22 02:57	JAB				
Document	11/27/22 22:30	JAB				
Desktop	11/28/22 02:57	JAB				
Document	11/27/22 22:45	JAB				
Desktop	11/28/22 02:57	JAB				
Document	11/27/22 23:00	JAB				
Desktop	11/28/22 02:57	JAB				
Document	11/27/22 23:15	JAB				
Desktop	11/28/22 02:57	JAB				
Document	11/27/22 23:30	JAB				
Desktop	11/28/22 02:57	JAB				
Document	11/27/22 23:45	JAB				
Desktop	11/28/22 02:57	JAB				
Document	11/28/22 00:00	JAB				
Desktop	11/28/22 02:57	JAB				
Document	11/28/22 00:15	JAB				
Desktop	11/28/22 02:57	JAB				
Document	11/28/22 00:30	JAB				
Desktop	11/28/22 02:57	JAB				
Document	11/28/22 00:45	JAB				
Desktop	11/28/22 02:57	JAB				
Document	11/28/22 01:00	JAB				
Desktop	11/28/22 02:57	JAB				
Document	11/28/22 01:15	JAB				
Desktop	11/28/22 02:57	JAB				
Document	11/28/22 01:30	JAB				
Desktop	11/28/22 02:57	JAB				

Lyons, Kathleen A **Location:** Q 1 Intensive Care Unit **Room-Bed:** QI007-A
Facility: Queen of the Valley Hospital **Med Rec Num:** MR01483046 **Visit:** QH0054940416
 61 F 07/13/1961

Vital Signs - Continued

Document	11/28/22 01:45	JAB			
Desktop	11/28/22 02:57	JAB			
Document	11/28/22 02:00	JAB			
Desktop	11/28/22 02:57	JAB			
Document	11/28/22 02:15	JAB			
Desktop	11/28/22 02:57	JAB			
Document	11/28/22 02:30	JAB			
Desktop	11/28/22 02:57	JAB			
Document	11/28/22 02:45	JAB			
Desktop	11/28/22 02:57	JAB			
Document	11/28/22 02:50	JAB			
Desktop	11/28/22 02:57	JAB			
Document	11/28/22 03:00	JAB			
Desktop	11/28/22 04:52	JAB			
Document	11/28/22 03:15	JAB			
Desktop	11/28/22 04:52	JAB			
Document	11/28/22 03:30	JAB			
Desktop	11/28/22 04:52	JAB			
Document	11/28/22 03:45	JAB			
Desktop	11/28/22 04:52	JAB			
Document	11/28/22 04:00	JAB			
Desktop	11/28/22 04:52	JAB			
Document	11/28/22 04:15	JAB			
Desktop	11/28/22 04:52	JAB			
Document	11/28/22 04:30	JAB			
Desktop	11/28/22 04:52	JAB			
Document	11/28/22 04:45	JAB			
Desktop	11/28/22 04:52	JAB			
Document	11/28/22 05:00	JAB			
Desktop	11/28/22 06:28	JAB			
Document	11/28/22 05:15	JAB			
Desktop	11/28/22 06:28	JAB			
Document	11/28/22 05:30	JAB			
Desktop	11/28/22 06:28	JAB			
Document	11/28/22 05:45	JAB			
Desktop	11/28/22 06:28	JAB			
Document	11/28/22 06:00	JAB			
Desktop	11/28/22 06:28	JAB			
Document	11/28/22 06:15	JAB			
Desktop	11/28/22 06:28	JAB			

Lyons, Kathleen A **Location:** Q 1 Intensive Care Unit **Room-Bed:** QI007-A
Facility: Queen of the Valley Hospital **Med Rec Num:** MR01483046 **Visit:** QH0054940416
 61 F 07/13/1961

Vital Signs - Continued

Document	11/28/22 06:30	UG				
Desktop	11/28/22 11:57	UG				
Document	11/28/22 06:45	UG				
Desktop	11/28/22 11:57	UG				
Document	11/28/22 07:00	UG				
Desktop	11/28/22 11:57	UG				
Document	11/28/22 07:15	UG				
Desktop	11/28/22 11:57	UG				
Document	11/28/22 07:30	UG				
Desktop	11/28/22 11:57	UG				
Document	11/28/22 07:45	UG				
Desktop	11/28/22 11:57	UG				
Document	11/28/22 08:00	UG				
Desktop	11/28/22 11:57	UG				
Document	11/28/22 08:15	UG				
Desktop	11/28/22 11:57	UG				
Document	11/28/22 08:30	UG				
Desktop	11/28/22 11:57	UG				
Document	11/28/22 08:45	UG				
Desktop	11/28/22 11:57	UG				
Document	11/28/22 09:00	UG				
Desktop	11/28/22 11:57	UG				
Document	11/28/22 09:15	UG				
Desktop	11/28/22 11:57	UG				
Document	11/28/22 09:30	UG				
Desktop	11/28/22 11:57	UG				
Document	11/28/22 09:45	UG				
Desktop	11/28/22 11:57	UG				
Document	11/28/22 10:00	UG				
Desktop	11/28/22 11:57	UG				
Document	11/28/22 10:15	UG				
Desktop	11/28/22 11:57	UG				
Document	11/28/22 10:30	UG				
Desktop	11/28/22 11:57	UG				
Document	11/28/22 10:45	UG				
Desktop	11/28/22 11:57	UG				
Document	11/28/22 11:00	UG				
Desktop	11/28/22 11:57	UG				
Document	11/28/22 11:15	UG				
Desktop	11/28/22 11:57	UG				

Iyons, Kathleen A
Facility: Queen of the Valley Hospital **Location:** Q 1 Intensive Care Unit **Room-Bed:** QI007-A
 61 F 07/13/1961 **Med Rec Num:** MR01483046 **Visit:** QH0054940416

Vital Signs - Continued

Document	11/28/22	11:30	UG				
Desktop	11/28/22	11:57	UG				
Document	11/28/22	11:45	UG				
Desktop	11/28/22	11:57	UG				
Document	11/28/22	12:00	UG				
Desktop	11/28/22	16:40	UG				
Document	11/28/22	12:15	UG				
Desktop	11/28/22	16:40	UG				
Document	11/28/22	12:30	UG				
Desktop	11/28/22	16:40	UG				
Document	11/28/22	12:45	UG				
Desktop	11/28/22	16:40	UG				
Document	11/28/22	13:00	UG				
Desktop	11/28/22	16:40	UG				
Document	11/28/22	13:08	UG				
Desktop	11/28/22	16:40	UG				
Document	11/28/22	13:15	UG				
Desktop	11/28/22	16:40	UG				
Document	11/28/22	13:30	UG				
Desktop	11/28/22	16:40	UG				
Document	11/28/22	13:45	UG				
Desktop	11/28/22	16:40	UG				
Document	11/28/22	14:00	UG				
Desktop	11/28/22	16:40	UG				
Document	11/28/22	14:15	UG				
Desktop	11/28/22	16:40	UG				
Document	11/28/22	14:30	UG				
Desktop	11/28/22	16:40	UG				
Document	11/28/22	14:45	UG				
Desktop	11/28/22	16:40	UG				
Document	11/28/22	15:00	UG				
Desktop	11/28/22	16:40	UG				
Document	11/28/22	15:15	UG				
Desktop	11/28/22	16:40	UG				
Document	11/28/22	15:30	UG				
Desktop	11/28/22	16:40	UG				
Document	11/28/22	15:45	UG				
Desktop	11/28/22	16:40	UG				
Document	11/28/22	16:00	UG				
Desktop	11/28/22	16:40	UG				

Lyons, Kathleen A **Location:** Q 1 Intensive Care Unit **Room-Bed:** QI007-A
Facility: Queen of the Valley Hospital **Med Rec Num:** MR01483046 **Visit:** QH0054940416
 61 F 07/13/1961

Vital Signs - Continued

Document	11/28/22	16:15	UG				
Desktop	11/28/22	16:40	UG				
Document	11/28/22	16:30	UG				
Desktop	11/28/22	16:40	UG				
Document	11/28/22	16:45	UG				
Desktop	11/28/22	18:21	UG				
Document	11/28/22	16:46	UG				
Desktop	11/28/22	18:21	UG				
Document	11/28/22	17:00	UG				
Desktop	11/28/22	18:21	UG				
Document	11/28/22	17:01	UG				
Desktop	11/28/22	18:21	UG				
Document	11/28/22	17:15	UG				
Desktop	11/28/22	18:21	UG				
Document	11/28/22	17:16	UG				
Desktop	11/28/22	18:21	UG				
Document	11/28/22	17:30	UG				
Desktop	11/28/22	18:21	UG				
Document	11/28/22	17:31	UG				
Desktop	11/28/22	18:21	UG				
Document	11/28/22	17:45	UG				
Desktop	11/28/22	18:21	UG				
Document	11/28/22	17:46	UG				
Desktop	11/28/22	18:21	UG				
Document	11/28/22	18:00	UG				
Desktop	11/28/22	18:21	UG				
Document	11/28/22	18:01	UG				
Desktop	11/28/22	18:21	UG				
Document	11/28/22	18:15	UG				
Desktop	11/28/22	18:21	UG				
Document	11/28/22	18:16	UG				
Desktop	11/28/22	18:21	UG				
Document	11/28/22	18:31	XD				
Desktop	11/28/22	20:56	XD				
Document	11/28/22	18:46	XD				
Desktop	11/28/22	20:56	XD				
Document	11/28/22	19:00	XD				
Desktop	11/28/22	20:56	XD				
Document	11/28/22	19:16	XD				
Desktop	11/28/22	20:56	XD				

Lyons, Kathleen A **Location:** Q 1 Intensive Care Unit **Room-Bed:** QI007-A
Facility: Queen of the Valley Hospital **Med Rec Num:** MR01483046 **Visit:** QH0054940416
 61 F 07/13/1961

Vital Signs - Continued

Document	11/28/22 19:31	XD				
Desktop	11/28/22 20:56	XD				
Document	11/28/22 19:46	XD				
Desktop	11/28/22 20:56	XD				
Document	11/28/22 20:00	XD				
Desktop	11/28/22 20:56	XD				
Document	11/28/22 20:16	XD				
Desktop	11/28/22 20:56	XD				
Document	11/28/22 20:32	XD				
Desktop	11/28/22 20:56	XD				
Document	11/28/22 20:46	XD				
Desktop	11/28/22 20:56	XD				
Document	11/28/22 21:00	XD				
Desktop	11/28/22 22:23	XD				
Document	11/28/22 21:16	XD				
Desktop	11/28/22 22:23	XD				
Document	11/28/22 21:31	XD				
Desktop	11/28/22 22:23	XD				
Document	11/28/22 21:46	XD				
Desktop	11/28/22 22:23	XD				
Document	11/28/22 22:00	XD				
Desktop	11/28/22 22:23	XD				
Document	11/28/22 22:17	XD				
Desktop	11/28/22 22:23	XD				
Document	11/28/22 22:31	XD				
Desktop	11/29/22 00:06	XD				
Document	11/28/22 22:46	XD				
Desktop	11/29/22 00:06	XD				
Document	11/28/22 23:00	XD				
Desktop	11/29/22 00:06	XD				
Document	11/28/22 23:16	XD				
Desktop	11/29/22 00:06	XD				
Document	11/28/22 23:31	XD				
Desktop	11/29/22 00:06	XD				
Document	11/28/22 23:46	XD				
Desktop	11/29/22 00:06	XD				
Document	11/29/22 00:00	XD				
Desktop	11/29/22 00:06	XD				
Document	11/29/22 00:16	XD				
Desktop	11/29/22 02:41	XD				

Lyons Kathleen A **Location:** Q 1 Intensive Care Unit **Room-Bed:** QI007-A
Facility: Queen of the Valley Hospital **Med Rec Num:** MR01483046 **Visit:** QH0054940416
 61 F 07/13/1961

Vital Signs - Continued

Document	11/29/22 00:31	XD				
Desktop	11/29/22 02:41	XD				
Document	11/29/22 00:46	XD				
Desktop	11/29/22 02:41	XD				
Document	11/29/22 01:00	XD				
Desktop	11/29/22 02:41	XD				
Document	11/29/22 01:16	XD				
Desktop	11/29/22 02:41	XD				
Document	11/29/22 01:31	XD				
Desktop	11/29/22 02:41	XD				
Document	11/29/22 01:46	XD				
Desktop	11/29/22 02:41	XD				
Document	11/29/22 02:00	XD				
Desktop	11/29/22 02:41	XD				
Document	11/29/22 02:15	XD				
Desktop	11/29/22 02:41	XD				
Document	11/29/22 02:30	XD				
Desktop	11/29/22 02:41	XD				
Document	11/29/22 02:45	XD				
Desktop	11/29/22 04:27	XD				
Document	11/29/22 03:00	XD				
Desktop	11/29/22 04:27	XD				
Document	11/29/22 03:15	XD				
Desktop	11/29/22 04:27	XD				
Document	11/29/22 03:30	XD				
Desktop	11/29/22 04:27	XD				
Document	11/29/22 03:45	XD				
Desktop	11/29/22 04:27	XD				
Document	11/29/22 04:00	XD				
Desktop	11/29/22 04:27	XD				
Document	11/29/22 04:16	XD				
Desktop	11/29/22 04:27	XD				
Document	11/29/22 04:31	XD				
Desktop	11/29/22 06:38	XD				
Document	11/29/22 04:34	XD				
Desktop	11/29/22 06:38	XD				
Document	11/29/22 04:38	XD				
Desktop	11/29/22 06:38	XD				
Document	11/29/22 04:45	XD				
Desktop	11/29/22 06:38	XD				

Iyons, Kathleen A **Location:** Q 1 Intensive Care Unit **Room-Bed:** QI007-A
Facility: Queen of the Valley Hospital **Med Rec Num:** MR01483046 **Visit:** QH0054940416
 61 F 07/13/1961

Vital Signs - Continued

Document	11/29/22 04:47	XD				
Desktop	11/29/22 06:38	XD				
Document	11/29/22 04:53	XD				
Desktop	11/29/22 06:38	XD				
Document	11/29/22 05:00	XD				
Desktop	11/29/22 06:38	XD				
Document	11/29/22 05:15	XD				
Desktop	11/29/22 06:38	XD				
Document	11/29/22 05:30	XD				
Desktop	11/29/22 06:38	XD				
Document	11/29/22 05:45	XD				
Desktop	11/29/22 06:38	XD				
Document	11/29/22 06:00	XD				
Desktop	11/29/22 06:38	XD				
Document	11/29/22 06:15	XD				
Desktop	11/29/22 06:38	XD				
Document	11/29/22 06:30	XD				
Desktop	11/29/22 06:38	XD				
Document	11/29/22 06:45	UG				
Desktop	11/29/22 09:43	UG				
Document	11/29/22 07:00	UG				
Desktop	11/29/22 09:43	UG				
Document	11/29/22 07:15	UG				
Desktop	11/29/22 09:43	UG				
Document	11/29/22 07:30	UG				
Desktop	11/29/22 09:43	UG				
Document	11/29/22 07:45	UG				
Desktop	11/29/22 09:43	UG				
Document	11/29/22 08:00	UG				
Desktop	11/29/22 09:43	UG				
Document	11/29/22 08:15	UG				
Desktop	11/29/22 09:43	UG				
Document	11/29/22 08:30	UG				
Desktop	11/29/22 09:43	UG				
Document	11/29/22 08:45	UG				
Desktop	11/29/22 09:43	UG				
Document	11/29/22 09:00	UG				
Desktop	11/29/22 09:43	UG				
Document	11/29/22 09:01	UG				
Desktop	11/29/22 09:43	UG				

Lyons Kathleen A **Location:** Q 1 Intensive Care Unit **Room-Bed:** QI007-A
Facility: Queen of the Valley Hospital **Med Rec Num:** MR01483046 **Visit:** QH0054940416
 61 F 07/13/1961

Vital Signs - Continued

Document	11/29/22 09:15	UG				
Desktop	11/29/22 09:43	UG				
Document	11/29/22 09:30	UG				
Desktop	11/29/22 09:43	UG				
Document	11/29/22 09:45	UG				
Desktop	11/29/22 15:46	UG				
Document	11/29/22 10:00	UG				
Desktop	11/29/22 15:46	UG				
Document	11/29/22 10:15	UG				
Desktop	11/29/22 15:46	UG				
Document	11/29/22 10:16	UG				
Desktop	11/29/22 15:46	UG				
Document	11/29/22 10:30	UG				
Desktop	11/29/22 15:46	UG				
Document	11/29/22 10:45	UG				
Desktop	11/29/22 15:46	UG				
Document	11/29/22 11:00	UG				
Desktop	11/29/22 15:46	UG				
Document	11/29/22 11:01	UG				
Desktop	11/29/22 15:46	UG				
Document	11/29/22 11:15	UG				
Desktop	11/29/22 15:46	UG				
Document	11/29/22 11:16	UG				
Desktop	11/29/22 15:46	UG				
Document	11/29/22 11:30	UG				
Desktop	11/29/22 15:46	UG				
Document	11/29/22 11:45	UG				
Desktop	11/29/22 15:46	UG				
Document	11/29/22 11:46	UG				
Desktop	11/29/22 15:46	UG				
Document	11/29/22 12:00	UG				
Desktop	11/29/22 15:46	UG				
Document	11/29/22 12:15	UG				
Desktop	11/29/22 15:46	UG				
Document	11/29/22 12:16	UG				
Desktop	11/29/22 15:46	UG				
Document	11/29/22 12:30	UG				
Desktop	11/29/22 15:46	UG				
Document	11/29/22 12:31	UG				
Desktop	11/29/22 15:46	UG				

Iyons, Kathleen A **Location:** Q 1 Intensive Care Unit **Room-Bed:** QI007-A
Facility: Queen of the Valley Hospital **Med Rec Num:** MR01483046 **Visit:** QH0054940416
 61 F 07/13/1961

Vital Signs - Continued

Document	11/29/22	12:45	UG				
Desktop	11/29/22	15:46	UG				
Document	11/29/22	12:46	UG				
Desktop	11/29/22	15:46	UG				
Document	11/29/22	13:00	UG				
Desktop	11/29/22	15:46	UG				
Document	11/29/22	13:01	UG				
Desktop	11/29/22	15:46	UG				
Document	11/29/22	13:15	UG				
Desktop	11/29/22	15:46	UG				
Document	11/29/22	13:17	UG				
Desktop	11/29/22	15:46	UG				
Document	11/29/22	13:30	UG				
Desktop	11/29/22	15:46	UG				
Document	11/29/22	13:31	UG				
Desktop	11/29/22	15:46	UG				
Document	11/29/22	13:45	UG				
Desktop	11/29/22	15:46	UG				
Document	11/29/22	13:46	UG				
Desktop	11/29/22	15:46	UG				
Document	11/29/22	14:00	UG				
Desktop	11/29/22	15:46	UG				
Document	11/29/22	14:02	UG				
Desktop	11/29/22	15:46	UG				
Document	11/29/22	14:15	UG				
Desktop	11/29/22	15:46	UG				
Document	11/29/22	14:16	UG				
Desktop	11/29/22	15:46	UG				
Document	11/29/22	14:30	UG				
Desktop	11/29/22	15:46	UG				
Document	11/29/22	14:31	UG				
Desktop	11/29/22	15:46	UG				
Document	11/29/22	14:45	UG				
Desktop	11/29/22	15:46	UG				
Document	11/29/22	14:46	UG				
Desktop	11/29/22	15:46	UG				
Document	11/29/22	15:00	UG				
Desktop	11/29/22	15:46	UG				
Document	11/29/22	15:01	UG				
Desktop	11/29/22	15:46	UG				

Lyons Kathleen A **Location:** Q 1 Intensive Care Unit **Room-Bed:** QI007-A
Facility: Queen of the Valley Hospital **Med Rec Num:** MR01483046 **Visit:** QH0054940416
 61 F 07/13/1961

Vital Signs - Continued

Document	11/29/22 15:15	UG				
Desktop	11/29/22 15:46	UG				
Document	11/29/22 15:16	UG				
Desktop	11/29/22 15:46	UG				
Document	11/29/22 15:30	UG				
Desktop	11/29/22 15:46	UG				
Document	11/29/22 15:31	UG				
Desktop	11/29/22 15:46	UG				
Document	11/29/22 15:45	UG				
Desktop	11/29/22 17:18	UG				
Document	11/29/22 15:46	UG				
Desktop	11/29/22 17:18	UG				
Document	11/29/22 16:00	UG				
Desktop	11/29/22 17:18	UG				
Document	11/29/22 16:01	UG				
Desktop	11/29/22 17:18	UG				
Document	11/29/22 16:15	UG				
Desktop	11/29/22 17:18	UG				
Document	11/29/22 16:16	UG				
Desktop	11/29/22 17:18	UG				
Document	11/29/22 16:30	UG				
Desktop	11/29/22 17:18	UG				
Document	11/29/22 16:31	UG				
Desktop	11/29/22 17:18	UG				
Document	11/29/22 16:45	UG				
Desktop	11/29/22 17:18	UG				
Document	11/29/22 16:46	UG				
Desktop	11/29/22 17:18	UG				
Document	11/29/22 17:00	UG				
Desktop	11/29/22 17:18	UG				
Document	11/29/22 17:02	UG				
Desktop	11/29/22 17:18	UG				
Document	11/29/22 17:15	UG				
Desktop	11/29/22 17:18	UG				
Document	11/29/22 17:17	UG				
Desktop	11/29/22 18:42	UG				
Document	11/29/22 17:30	UG				
Desktop	11/29/22 18:42	UG				
Document	11/29/22 17:31	UG				
Desktop	11/29/22 18:42	UG				

Iyons, Kathleen A **Location:** Q 1 Intensive Care Unit **Room-Bed:** QI007-A
Facility: Queen of the Valley Hospital **Med Rec Num:** MR01483046 **Visit:** QH0054940416
 61 F 07/13/1961

Vital Signs - Continued

Document	11/29/22	17:45	UG				
Desktop	11/29/22	18:42	UG				
Document	11/29/22	17:46	UG				
Desktop	11/29/22	18:42	UG				
Document	11/29/22	18:00	UG				
Desktop	11/29/22	18:42	UG				
Document	11/29/22	18:02	UG				
Desktop	11/29/22	18:42	UG				
Document	11/29/22	18:15	UG				
Desktop	11/29/22	18:42	UG				
Document	11/29/22	18:17	UG				
Desktop	11/29/22	18:42	UG				
Document	11/29/22	18:30	UG				
Desktop	11/29/22	18:42	UG				
Document	11/29/22	18:32	UG				
Desktop	11/29/22	18:42	UG				
Document	11/29/22	18:47	XD				
Desktop	11/29/22	20:06	XD				
Document	11/29/22	19:00	XD				
Desktop	11/29/22	20:06	XD				
Document	11/29/22	19:16	XD				
Desktop	11/29/22	20:06	XD				
Document	11/29/22	19:32	XD				
Desktop	11/29/22	20:06	XD				
Document	11/29/22	19:46	XD				
Desktop	11/29/22	20:06	XD				
Document	11/29/22	20:00	XD				
Desktop	11/29/22	20:06	XD				
Document	11/29/22	20:15	XD				
Desktop	11/29/22	22:51	XD				
Document	11/29/22	20:30	XD				
Desktop	11/29/22	22:51	XD				
Document	11/29/22	20:45	XD				
Desktop	11/29/22	22:51	XD				
Document	11/29/22	21:00	XD				
Desktop	11/29/22	22:51	XD				
Document	11/29/22	21:15	XD				
Desktop	11/29/22	22:51	XD				
Document	11/29/22	21:30	XD				
Desktop	11/29/22	22:51	XD				

Lyons, Kathleen A **Location:** Q 1 Intensive Care Unit **Room-Bed:** QI007-A
Facility: Queen of the Valley Hospital **Med Rec Num:** MR01483046 **Visit:** QH0054940416
 61 F 07/13/1961

Vital Signs - Continued

Document	11/29/22 21:46	XD			
Desktop	11/29/22 22:51	XD			
Document	11/29/22 22:00	XD			
Desktop	11/29/22 22:51	XD			
Document	11/29/22 22:15	XD			
Desktop	11/29/22 22:51	XD			
Document	11/29/22 22:30	XD			
Desktop	11/29/22 22:51	XD			
Document	11/29/22 22:45	XD			
Desktop	11/29/22 22:51	XD			
Document	11/29/22 23:00	XD			
Desktop	11/30/22 00:40	XD			
Document	11/29/22 23:15	XD			
Desktop	11/30/22 00:40	XD			
Document	11/29/22 23:30	XD			
Desktop	11/30/22 00:40	XD			
Document	11/29/22 23:45	XD			
Desktop	11/30/22 00:40	XD			
Document	11/30/22 00:00	XD			
Desktop	11/30/22 00:40	XD			
Document	11/30/22 00:15	XD			
Desktop	11/30/22 00:40	XD			
Document	11/30/22 00:30	XD			
Desktop	11/30/22 00:40	XD			
Document	11/30/22 00:45	XD			
Desktop	11/30/22 04:38	XD			
Document	11/30/22 01:00	XD			
Desktop	11/30/22 04:38	XD			
Document	11/30/22 01:15	XD			
Desktop	11/30/22 04:38	XD			
Document	11/30/22 01:30	XD			
Desktop	11/30/22 04:38	XD			
Document	11/30/22 01:45	XD			
Desktop	11/30/22 04:38	XD			
Document	11/30/22 02:00	XD			
Desktop	11/30/22 04:38	XD			
Document	11/30/22 02:15	XD			
Desktop	11/30/22 04:38	XD			
Document	11/30/22 02:31	XD			
Desktop	11/30/22 04:38	XD			

Lyons, Kathleen A **Location:** Q 1 Intensive Care Unit **Room-Bed:** QI007-A
Facility: Queen of the Valley Hospital **Med Rec Num:** MR01483046 **Visit:** QH0054940416
 61 F 07/13/1961

Vital Signs - Continued

Document	11/30/22 02:45	XD				
Desktop	11/30/22 04:38	XD				
Document	11/30/22 03:00	XD				
Desktop	11/30/22 04:38	XD				
Document	11/30/22 03:15	XD				
Desktop	11/30/22 04:38	XD				
Document	11/30/22 03:30	XD				
Desktop	11/30/22 04:38	XD				
Document	11/30/22 03:45	XD				
Desktop	11/30/22 04:38	XD				
Document	11/30/22 04:00	XD				
Desktop	11/30/22 04:38	XD				
Document	11/30/22 04:04	XD				
Desktop	11/30/22 04:38	XD				
Document	11/30/22 04:11	XD				
Desktop	11/30/22 04:38	XD				
Document	11/30/22 04:15	XD				
Desktop	11/30/22 04:38	XD				
Document	11/30/22 04:30	XD				
Desktop	11/30/22 04:38	XD				
Document	11/30/22 04:46	XD				
Desktop	11/30/22 06:03	XD				
Document	11/30/22 05:00	XD				
Desktop	11/30/22 06:03	XD				
Document	11/30/22 05:17	XD				
Desktop	11/30/22 06:03	XD				
Document	11/30/22 05:31	XD				
Desktop	11/30/22 06:03	XD				
Document	11/30/22 05:46	XD				
Desktop	11/30/22 06:03	XD				
Document	11/30/22 06:00	XD				
Desktop	11/30/22 06:03	XD				
Document	11/30/22 06:15	JM				
Desktop	11/30/22 09:40	JM				
Document	11/30/22 06:30	JM				
Desktop	11/30/22 09:40	JM				
Document	11/30/22 06:45	JM				
Desktop	11/30/22 09:40	JM				
Document	11/30/22 07:00	JM				
Desktop	11/30/22 09:40	JM				

Lyons, Kathleen A **Location:** Q 1 Intensive Care Unit **Room-Bed:** QI007-A
Facility: Queen of the Valley Hospital **Med Rec Num:** MR01483046 **Visit:** QH0054940416
 61 F 07/13/1961

Vital Signs - Continued

Document	11/30/22 07:15	JM				
Desktop	11/30/22 09:40	JM				
Document	11/30/22 07:30	JM				
Desktop	11/30/22 09:40	JM				
Document	11/30/22 07:45	JM				
Desktop	11/30/22 09:40	JM				
Document	11/30/22 08:00	JM				
Desktop	11/30/22 09:40	JM				
Document	11/30/22 08:15	JM				
Desktop	11/30/22 09:40	JM				
Document	11/30/22 08:30	JM				
Desktop	11/30/22 09:40	JM				
Document	11/30/22 08:45	JM				
Desktop	11/30/22 09:40	JM				
Document	11/30/22 09:00	JM				
Desktop	11/30/22 09:40	JM				
Document	11/30/22 09:15	JM				
Desktop	11/30/22 09:40	JM				
Document	11/30/22 09:30	JM				
Desktop	11/30/22 09:40	JM				
Document	11/30/22 09:45	JM				
Desktop	11/30/22 11:05	JM				
Document	11/30/22 10:00	JM				
Desktop	11/30/22 11:05	JM				
Document	11/30/22 10:15	JM				
Desktop	11/30/22 11:05	JM				
Document	11/30/22 10:30	JM				
Desktop	11/30/22 11:05	JM				
Document	11/30/22 10:45	JM				
Desktop	11/30/22 11:05	JM				
Document	11/30/22 11:00	JM				
Desktop	11/30/22 11:05	JM				
Document	11/30/22 11:15	JM				
Desktop	11/30/22 12:04	JM				
Document	11/30/22 11:30	JM				
Desktop	11/30/22 12:04	JM				
Document	11/30/22 11:45	JM				
Desktop	11/30/22 12:04	JM				
Document	11/30/22 12:00	JM				
Desktop	11/30/22 12:04	JM				

Lyons Kathleen A **Location:** Q 1 Intensive Care Unit **Room-Bed:** QI007-A
Facility: Queen of the Valley Hospital **Med Rec Num:** MR01483046 **Visit:** QH0054940416
 61 F 07/13/1961

Vital Signs - Continued

Document	11/30/22 12:15	JM				
Document	11/30/22 13:44	JM				
Document	11/30/22 12:30	JM				
Desktop	11/30/22 13:44	JM				
Document	11/30/22 12:45	JM				
Desktop	11/30/22 13:44	JM				
Document	11/30/22 13:00	JM				
Desktop	11/30/22 13:44	JM				
Document	11/30/22 13:15	JM				
Desktop	11/30/22 13:44	JM				
Document	11/30/22 13:30	JM				
Desktop	11/30/22 13:44	JM				
Document	11/30/22 13:45	JM				
Desktop	11/30/22 14:50	JM				
Document	11/30/22 14:00	JM				
Desktop	11/30/22 14:50	JM				
Document	11/30/22 14:15	JM				
Desktop	11/30/22 14:50	JM				
Document	11/30/22 14:30	JM				
Desktop	11/30/22 14:50	JM				
Document	11/30/22 14:45	JM				
Desktop	11/30/22 14:50	JM				
Document	11/30/22 15:00	JM				
Desktop	11/30/22 16:04	JM				
Document	11/30/22 15:15	JM				
Desktop	11/30/22 16:04	JM				
Document	11/30/22 15:30	JM				
Desktop	11/30/22 16:04	JM				
Document	11/30/22 15:45	JM				
Desktop	11/30/22 16:04	JM				
Document	11/30/22 16:00	JM				
Desktop	11/30/22 16:04	JM				
Document	11/30/22 16:15	JM				
Desktop	11/30/22 18:01	JM				
Document	11/30/22 16:30	JM				
Desktop	11/30/22 18:01	JM				
Document	11/30/22 16:45	JM				
Desktop	11/30/22 18:01	JM				
Document	11/30/22 17:00	JM				
Desktop	11/30/22 18:01	JM				

Lyons, Kathleen A **Location:** Q 1 Intensive Care Unit **Room-Bed:** QI007-A
Facility: Queen of the Valley Hospital **Med Rec Num:** MR01483046 **Visit:** QH0054940416
 61 F 07/13/1961

Vital Signs - Continued

Document	11/30/22	17:15	JM				
Desktop	11/30/22	18:01	JM				
Document	11/30/22	17:30	JM				
Desktop	11/30/22	18:01	JM				
Document	11/30/22	17:45	JM				
Desktop	11/30/22	18:01	JM				
Document	11/30/22	18:00	JM				
Desktop	11/30/22	18:01	JM				
Document	11/30/22	18:15	JM				
Desktop	11/30/22	19:01	JM				
Document	11/30/22	18:30	JM				
Desktop	11/30/22	19:01	JM				
Document	11/30/22	18:45	JM				
Desktop	11/30/22	19:01	JM				
Document	11/30/22	19:00	JM				
Desktop	11/30/22	19:01	JM				
Document	11/30/22	19:01	HL				
Desktop	11/30/22	19:53	HL				
Document	11/30/22	19:15	HL				
Desktop	11/30/22	19:53	HL				
Document	11/30/22	19:30	HL				
Desktop	11/30/22	19:53	HL				
Document	11/30/22	19:45	HL				
Desktop	11/30/22	19:53	HL				
Document	11/30/22	20:00	HL				
Desktop	11/30/22	23:52	HL				
Document	11/30/22	21:00	HL				
Desktop	11/30/22	23:52	HL				
Document	11/30/22	22:00	HL				
Desktop	11/30/22	23:52	HL				
Document	11/30/22	23:00	HL				
Desktop	11/30/22	23:52	HL				
Document	12/01/22	00:00	HL				
Desktop	12/01/22	00:56	HL				
Document	12/01/22	00:31	HL				
Desktop	12/01/22	00:56	HL				
Document	12/01/22	01:00	HL				
Desktop	12/01/22	04:29	HL				
Document	12/01/22	02:00	HL				
Desktop	12/01/22	04:29	HL				

Iyons, Kathleen A **Location:** Q 1 Intensive Care Unit **Room-Bed:** QI007-A
Facility: Queen of the Valley Hospital **Med Rec Num:** MR01483046 **Visit:** QH0054940416
 61 F 07/13/1961

Vital Signs - Continued

Document	12/01/22 03:00	HL				
Desktop	12/01/22 04:29	HL				
Document	12/01/22 04:00	HL				
Desktop	12/01/22 04:29	HL				
Document	12/01/22 05:00	HL				
Desktop	12/01/22 06:47	HL				
Document	12/01/22 06:00	HL				
Desktop	12/01/22 06:47	HL				
Document	12/01/22 07:00	JR				
Desktop	12/01/22 09:30	JR				
Document	12/01/22 07:15	JR				
Desktop	12/01/22 09:30	JR				
Document	12/01/22 07:30	JR				
Desktop	12/01/22 09:30	JR				
Document	12/01/22 07:45	JR				
Desktop	12/01/22 09:30	JR				
Document	12/01/22 08:00	JR				
Desktop	12/01/22 09:30	JR				
Document	12/01/22 08:15	JR				
Desktop	12/01/22 09:30	JR				
Document	12/01/22 08:30	JR				
Desktop	12/01/22 09:30	JR				
Document	12/01/22 08:45	JR				
Desktop	12/01/22 09:30	JR				
Document	12/01/22 09:00	JR				
Desktop	12/01/22 09:30	JR				
Document	12/01/22 09:15	JR				
Desktop	12/01/22 09:30	JR				
Document	12/01/22 09:30	JR				
Desktop	12/01/22 10:27	JR				
Document	12/01/22 09:45	JR				
Desktop	12/01/22 10:27	JR				
Document	12/01/22 10:00	JR				
Desktop	12/01/22 10:27	JR				
Document	12/01/22 10:15	JR				
Desktop	12/01/22 10:27	JR				
Document	12/01/22 10:30	JR				
Desktop	12/01/22 12:18	JR				
Document	12/01/22 10:45	JR				
Desktop	12/01/22 12:18	JR				

Iyons, Kathleen A **Location:** Q 1 Intensive Care Unit **Room-Bed:** QI007-A
Facility: Queen of the Valley Hospital **Med Rec Num:** MR01483046 **Visit:** QH0054940416
 61 F 07/13/1961

Vital Signs - Continued

Document	12/01/22	11:00	JR				
Desktop	12/01/22	12:18	JR				
Document	12/01/22	11:15	JR				
Desktop	12/01/22	12:18	JR				
Document	12/01/22	11:30	JR				
Desktop	12/01/22	12:18	JR				
Document	12/01/22	11:45	JR				
Desktop	12/01/22	12:18	JR				
Document	12/01/22	12:00	JR				
Desktop	12/01/22	12:18	JR				
Document	12/01/22	12:15	JR				
Desktop	12/01/22	12:18	JR				
Document	12/01/22	12:30	JR				
Desktop	12/01/22	14:04	JR				
Document	12/01/22	12:45	JR				
Desktop	12/01/22	14:04	JR				
Document	12/01/22	13:00	JR				
Desktop	12/01/22	14:04	JR				
Document	12/01/22	13:15	JR				
Desktop	12/01/22	14:04	JR				
Document	12/01/22	13:30	JR				
Desktop	12/01/22	14:04	JR				
Document	12/01/22	13:45	JR				
Desktop	12/01/22	14:04	JR				
Document	12/01/22	14:00	JR				
Desktop	12/01/22	14:04	JR				
Document	12/01/22	14:15	JR				
Desktop	12/01/22	16:34	JR				
Document	12/01/22	14:30	JR				
Desktop	12/01/22	16:34	JR				
Document	12/01/22	14:45	JR				
Desktop	12/01/22	16:34	JR				
Document	12/01/22	15:00	JR				
Desktop	12/01/22	16:34	JR				
Document	12/01/22	15:15	JR				
Desktop	12/01/22	16:34	JR				
Document	12/01/22	15:30	JR				
Desktop	12/01/22	16:34	JR				
Document	12/01/22	15:45	JR				
Desktop	12/01/22	16:34	JR				

Lyons, Kathleen A **Location:** Q 1 Intensive Care Unit **Room-Bed:** QI007-A
Facility: Queen of the Valley Hospital **Med Rec Num:** MR01483046 **Visit:** QH0054940416
 61 F 07/13/1961

Vital Signs - Continued

Document	12/01/22 16:00	JR			
Desktop	12/01/22 16:34	JR			
Document	12/01/22 16:15	JR			
Desktop	12/01/22 18:07	JR			
Document	12/01/22 16:30	JR			
Desktop	12/01/22 18:07	JR			
Document	12/01/22 16:45	JR			
Desktop	12/01/22 18:07	JR			
Document	12/01/22 17:00	JR			
Desktop	12/01/22 18:07	JR			
Document	12/01/22 17:15	JR			
Desktop	12/01/22 18:07	JR			
Document	12/01/22 17:30	JR			
Desktop	12/01/22 18:07	JR			
Document	12/01/22 17:45	JR			
Desktop	12/01/22 18:07	JR			
Document	12/01/22 18:00	JR			
Desktop	12/01/22 18:07	JR			
Document	12/01/22 18:01	JR			
Desktop	12/01/22 18:07	JR			
Document	12/01/22 19:00	HL			
Desktop	12/01/22 20:36	HL			
Document	12/01/22 20:00	HL			
Desktop	12/01/22 20:36	HL			
Document	12/01/22 21:00	HL			
Desktop	12/01/22 22:16	HL			
Document	12/01/22 22:00	HL			
Desktop	12/01/22 22:16	HL			
Document	12/01/22 23:00	HL			
Desktop	12/02/22 00:17	HL			
Document	12/02/22 00:00	HL			
Desktop	12/02/22 00:17	HL			
Document	12/02/22 01:00	HL			
Desktop	12/02/22 02:55	HL			
Document	12/02/22 02:00	HL			
Desktop	12/02/22 02:55	HL			
Document	12/02/22 03:00	HL			
Desktop	12/02/22 04:49	HL			
Document	12/02/22 04:00	HL			
Desktop	12/02/22 04:49	HL			

Lyons, Kathleen A

Facility: Queen of the Valley Hospital **Location:** Q 1 Intensive Care Unit
 61 F 07/13/1961 **Med Rec Num:** MR01483046

Room-Bed: QI007-A
Visit: QH0054940416

Vital Signs - Continued

	10/26/22 20:16	10/26/22 20:31	10/26/22 20:39	10/26/22 20:46
Temperature				
Temperature (97.6 F-99.6 F)	97 F L			
Temperature Source	Oral			
Heart Rate				
Pulse (60-100 beats/min)	69	70	67	92
Method				
Respirations				
Respiratory Rate (12-20 breaths/min)	17	18	23 H	20
Blood Pressure				
Blood Pressure (90/60-120/80 mmHg)	150/65 H	186/80 H	181/80 H	193/96 H
Mean (mmHg)	86	106	104	116
Location				
Source				
Oxygen				
Pulse Oximetry (92-100 %)	100	100	100	100
O2 Delivery				
	Mechanical Ventilation			
Oxygen Flow Rate (L/min)				
FI02 (%)	100			
End-Tidal CO2 (mmHg)				
Richmond Agitation Sedation Scale				
Richmond Agitation Sedation Scale	-5 Unarousable			
Intracranial Pressure				
ICP (mmHg)	7			

	10/26/22 21:00	10/26/22 21:15	10/26/22 21:29	10/26/22 21:30
Temperature				
Temperature (97.6 F-99.6 F)				
Temperature Source				
Heart Rate				
Pulse (60-100 beats/min)	76	78	83	86

Lyons, Kathleen A

Facility: Queen of the Valley Hospital **Location:** Q 1 Intensive Care Unit
 61 F 07/13/1961 **Med Rec Num:** MR01483046

Room-Bed: QI007-A
Visit: QH0054940416

Vital Signs - Continued

Method				
Respirations				
Respiratory Rate (12-20 breaths/min)	25 H	29 H	28 H	24 H
Blood Pressure				
Blood Pressure (90/60-120/80 mmHg)	194/106 H	187/70 H	176/65 H	188/64 H
Mean (mmHg)	135	109	93	105
Location				
Source				
Oxygen				
Pulse Oximetry (92-100 %)	100		100	100
O2 Delivery				
Oxygen Flow Rate (L/min)				
FI02 (%)	100			
End-Tidal CO2 (mmHg)				
Richmond Agitation Sedation Scale				
Richmond Agitation Sedation Scale	-4 Deep Sedation			
Intracranial Pressure				
ICP (mmHg)	9			

	10/26/22 21:45	10/26/22 22:00	10/26/22 22:15	10/26/22 22:30
Temperature				
Temperature (97.6 F-99.6 F)				
Temperature Source				
Heart Rate				
Pulse (60-100 beats/min)	105 H	111 H	110 H	112 H
Method				
Respirations				
Respiratory Rate (12-20 breaths/min)	30 H	28 H	22 H	23 H
Blood Pressure				
Blood Pressure (90/60-120/80 mmHg)	178/78 H	180/74 H	155/72 H	173/54 H
Mean (mmHg)	111	109	99	93
Location				
Source				

Lyons, Kathleen A

Facility: Queen of the Valley Hospital **Location:** Q 1 Intensive Care Unit
 61 F 07/13/1961 **Med Rec Num:** MR01483046

Room-Bed: QI007-A
Visit: QH0054940416

Vital Signs - Continued

Oxygen				
Pulse Oximetry (92-100 %)	100	100	100	100
O2 Delivery		Mechanical Ventilation		
Oxygen Flow Rate (L/min)				
FIO2 (%)		50		
End-Tidal CO2 (mmHg)				
Richmond Agitation Sedation Scale				
Richmond Agitation Sedation Scale		-3 Moderate Sedation		
Intracranial Pressure				
ICP (mmHg)		3		

	10/26/22 22:45	10/26/22 23:00	10/26/22 23:15	10/26/22 23:30
Temperature				
Temperature (97.6 F-99.6 F)				
Temperature Source				
Heart Rate				
Pulse (60-100 beats/min)	114 H	117 H	113 H	123 H
Method				
Respirations				
Respiratory Rate (12-20 breaths/min)	27 H	19	22 H	19
Blood Pressure				
Blood Pressure (90/60-120/80 mmHg)	171/57 H	164/61 H	168/50 H	156/60 H
Mean (mmHg)	95	95	89	92
Location				
Source				
Oxygen				
Pulse Oximetry (92-100 %)	100	100	100	100
O2 Delivery		Mechanical Ventilation		
Oxygen Flow Rate (L/min)				
FIO2 (%)		50		
End-Tidal CO2 (mmHg)				
Richmond Agitation Sedation Scale				

Lyons, Kathleen A

Facility: Queen of the Valley Hospital **Location:** Q 1 Intensive Care Unit
 61 F 07/13/1961 **Med Rec Num:** MR01483046

Room-Bed: QI007-A
Visit: QH0054940416

Vital Signs - Continued

Richmond Agitation Sedation Scale		-3 Moderate Sedation			
Intracranial Pressure					
ICP (mmHg)		7			

Temperature	10/26/22 23:45	10/27/22 00:00	10/27/22 00:15	10/27/22 00:30
Temperature (97.6 F-99.6 F)		97.6 F		
Temperature Source		Oral		
Heart Rate				
Pulse (60-100 beats/min)	120 H	113 H	101 H	103 H
Method				
Respirations				
Respiratory Rate (12-20 breaths/min)	22 H	23 H	19	20
Blood Pressure				
Blood Pressure (90/60-120/80 mmHg)	162/66 H	156/58 H	144/57 H	151/58 H
Mean (mmHg)	98	90	86	89
Location				
Source				
Oxygen				
Pulse Oximetry (92-100 %)	100	100	100	100
O2 Delivery		Mechanical Ventilation		
Oxygen Flow Rate (L/min)				
FIO2 (%)		50		
End-Tidal CO2 (mmHg)				
Richmond Agitation Sedation Scale				
Richmond Agitation Sedation Scale		-3 Moderate Sedation		
Intracranial Pressure				
ICP (mmHg)		2		

Lyons, Kathleen A

Facility: Queen of the Valley Hospital **Location:** Q 1 Intensive Care Unit
 61 F 07/13/1961 **Med Rec Num:** MR01483046

Room-Bed: QI007-A
Visit: QH0054940416

Vital Signs - Continued

	10/27/22 00:45	10/27/22 01:00	10/27/22 01:15	10/27/22 01:30
Temperature				
Temperature (97.6 F-99.6 F)				
Temperature Source				
Heart Rate				
Pulse (60-100 beats/min)	105 H	107 H	110 H	110 H
Method				
Respirations				
Respiratory Rate (12-20 breaths/min)	24 H	22 H	22 H	23 H
Blood Pressure				
Blood Pressure (90/60-120/80 mmHg)	145/51 H	151/56 H	146/57 H	144/50 H
Mean (mmHg)	82	87	86	81
Location				
Source				
Oxygen				
Pulse Oximetry (92-100 %)	100	100	100	100
O2 Delivery		Mechanical Ventilation		
Oxygen Flow Rate (L/min)				
FI02 (%)		50		
End-Tidal CO2 (mmHg)				
Richmond Agitation Sedation Scale				
Richmond Agitation Sedation Scale		-3 Moderate Sedation		
Intracranial Pressure				
ICP (mmHg)		1		
	10/27/22 01:45	10/27/22 02:00	10/27/22 02:15	10/27/22 02:30
Temperature				
Temperature (97.6 F-99.6 F)				
Temperature Source				
Heart Rate				

Lyons, Kathleen A

Facility: Queen of the Valley Hospital **Location:** Q 1 Intensive Care Unit
 61 F 07/13/1961 **Med Rec Num:** MR01483046

Room-Bed: QI007-A
Visit: QH0054940416

Vital Signs - Continued

Pulse (60-100 beats/min)	102 H	114 H	113 H	113 H
Method				
Respirations				
Respiratory Rate (12-20 breaths/min)	20	20	23 H	22 H
Blood Pressure				
Blood Pressure (90/60-120/80 mmHg)	152/45 H	146/53 H	158/43 H	154/48 H
Mean (mmHg)	80	84	81	83
Location				
Source				
Oxygen				
Pulse Oximetry (92-100 %)	100	100	100	100
O2 Delivery		Mechanical Ventilation		
Oxygen Flow Rate (L/min)				
FI02 (%)		40		
End-Tidal CO2 (mmHg)				
Richmond Agitation Sedation Scale				
Richmond Agitation Sedation Scale		-3 Moderate Sedation		
Intracranial Pressure				
ICP (mmHg)		0		
Temperature				
Temperature (97.6 F-99.6 F)	10/27/22 02:45	10/27/22 03:00	10/27/22 03:15	10/27/22 03:30
Temperature Source				
Heart Rate				
Pulse (60-100 beats/min)	120 H	116 H	117 H	109 H
Method				
Respirations				
Respiratory Rate (12-20 breaths/min)	23 H	21 H	22 H	22 H
Blood Pressure				
Blood Pressure (90/60-120/80 mmHg)	156/49 H	158/130 H	152/50 H	154/38 H
Mean (mmHg)	84	139	84	76
Location				

Lyons, Kathleen A

Facility: Queen of the Valley Hospital **Location:** Q 1 Intensive Care Unit
 61 F 07/13/1961 **Med Rec Num:** MR01483046

Room-Bed: QI007-A
Visit: QH0054940416

Vital Signs - Continued

Source				
Oxygen				
Pulse Oximetry (92-100 %)	100	100	100	100
O2 Delivery		Mechanical Ventilation		
Oxygen Flow Rate (L/min)				
FI02 (%)		40		
End-Tidal CO2 (mmHg)				
Richmond Agitation Sedation Scale				
Richmond Agitation Sedation Scale		-3 Moderate Sedation		
Intracranial Pressure				
ICP (mmHg)		3		

	10/27/22 03:45	10/27/22 04:00	10/27/22 04:00	10/27/22 04:15
Temperature				
Temperature (97.6 F-99.6 F)		100.3 F H		
Temperature Source		Oral		
Heart Rate				
Pulse (60-100 beats/min)	114 H	113 H		109 H
Method				
Respirations				
Respiratory Rate (12-20 breaths/min)	23 H	22 H		21 H
Blood Pressure				
Blood Pressure (90/60-120/80 mmHg)	145/44 H	152/45 H		147/39 H
Mean (mmHg)	77	80		75
Location				
Source				
Oxygen				
Pulse Oximetry (92-100 %)	100	100		100
O2 Delivery		Mechanical Ventilation		
Oxygen Flow Rate (L/min)				
FI02 (%)		40		
End-Tidal CO2 (mmHg)				

Lyons, Kathleen A

Facility: Queen of the Valley Hospital **Location:** Q 1 Intensive Care Unit
 61 F 07/13/1961 **Med Rec Num:** MR01483046

Room-Bed: QI007-A
Visit: QH0054940416

Vital Signs - Continued

Richmond Agitation Sedation Scale				
Richmond Agitation Sedation Scale		-3 Moderate Sedation		
Intracranial Pressure				
ICP (mmHg)		0		0

Temperature	10/27/22 04:31	10/27/22 04:46	10/27/22 05:00	10/27/22 05:15
Temperature (97.6 F-99.6 F)				
Temperature Source				
Heart Rate				
Pulse (60-100 beats/min)	109 H	112 H	111 H	107 H
Method				
Respirations				
Respiratory Rate (12-20 breaths/min)	21 H	22 H	22 H	22 H
Blood Pressure				
Blood Pressure (90/60-120/80 mmHg)	149/43 H	140/111 H	146/40 H	148/40 H
Mean (mmHg)	67	116	75	76
Location				
Source				
Oxygen				
Pulse Oximetry (92-100 %)	100	100	100	100
O2 Delivery			Mechanical Ventilation	
Oxygen Flow Rate (L/min)				
FI02 (%)			40	
End-Tidal CO2 (mmHg)				
Richmond Agitation Sedation Scale				
Richmond Agitation Sedation Scale			-3 Moderate Sedation	
Intracranial Pressure				
ICP (mmHg)			2	

Lyons, Kathleen A

Facility: Queen of the Valley Hospital **Location:** Q 1 Intensive Care Unit
 61 F 07/13/1961 **Med Rec Num:** MR01483046

Room-Bed: QI007-A
Visit: QH0054940416

Vital Signs - Continued

	10/27/22 05:31	10/27/22 05:46	10/27/22 06:00	10/27/22 06:11
Temperature				
Temperature (97.6 F-99.6 F)				
Temperature Source				
Heart Rate				
Pulse (60-100 beats/min)	107 H	105 H		98
Method				
Respirations				
Respiratory Rate (12-20 breaths/min)	22 H	29 H		24 H
Blood Pressure				
Blood Pressure (90/60-120/80 mmHg)	148/41 H	153/44 H		142/43 H
Mean (mmHg)	63	67		66
Location				
Source				
Oxygen				
Pulse Oximetry (92-100 %)	100	100		100
O2 Delivery				
Oxygen Flow Rate (L/min)				
FI02 (%)				
End-Tidal CO2 (mmHg)				
Richmond Agitation Sedation Scale				
Richmond Agitation Sedation Scale				
Intracranial Pressure				
ICP (mmHg)			1	

	10/27/22 06:16	10/27/22 06:30	10/27/22 06:45	10/27/22 07:00
Temperature				
Temperature (97.6 F-99.6 F)				
Temperature Source				
Heart Rate				
Pulse (60-100 beats/min)	106 H	102 H	100	106 H
Method				

Lyons, Kathleen A

Facility: Queen of the Valley Hospital **Location:** Q 1 Intensive Care Unit
 61 F 07/13/1961 **Med Rec Num:** MR01483046

Room-Bed: QI007-A
Visit: QH0054940416

Vital Signs - Continued

Respirations					
Respiratory Rate (12-20 breaths/min)	25 H	23 H	23 H	24 H	
Blood Pressure					
Blood Pressure (90/60-120/80 mmHg)	126/41 H	145/43 H	140/41 H	150/40 H	
Mean (mmHg)	62	77	74	76	
Location					
Source					
Oxygen					
Pulse Oximetry (92-100 %)	100	100	100	100	
O2 Delivery					
Oxygen Flow Rate (L/min)					
FIO2 (%)					
End-Tidal CO2 (mmHg)					
Richmond Agitation Sedation Scale					
Richmond Agitation Sedation Scale					
Intracranial Pressure					
ICP (mmHg)					0

Temperature					
Temperature (97.6 F-99.6 F)	10/27/22 07:15	10/27/22 07:30	10/27/22 07:45	10/27/22 08:00	
Temperature Source					Temporal Artery Scan
Heart Rate					
Pulse (60-100 beats/min)	105 H	106 H	102 H	103 H	
Method					
Respirations					
Respiratory Rate (12-20 breaths/min)	23 H	22 H	23 H	23 H	
Blood Pressure					
Blood Pressure (90/60-120/80 mmHg)	133/40 H	147/42 H	148/40 H	142/34 H	
Mean (mmHg)	71	77	76	70	
Location					
Source					
Oxygen					
Pulse Oximetry (92-100 %)	100	100	100	100	

Lyons, Kathleen A

Facility: Queen of the Valley Hospital **Location:** Q 1 Intensive Care Unit
 61 F 07/13/1961 **Med Rec Num:** MR01483046

Room-Bed: QI007-A
Visit: QH0054940416

Vital Signs - Continued

O2 Delivery					Mechanical Ventilation
Oxygen Flow Rate (L/min)					
FI02 (%)					40
End-Tidal CO2 (mmHg)					
Richmond Agitation Sedation Scale					
Richmond Agitation Sedation Scale					
Intracranial Pressure					
ICP (mmHg)					

Temperature	10/27/22 08:15	10/27/22 08:30	10/27/22 08:45	10/27/22 09:00
Temperature (97.6 F-99.6 F)				
Temperature Source				
Heart Rate				
Pulse (60-100 beats/min)	107 H	106 H	105 H	116 H
Method				
Respirations				
Respiratory Rate (12-20 breaths/min)	23 H	23 H	22 H	21 H
Blood Pressure				
Blood Pressure (90/60-120/80 mmHg)	149/39 H	135/42 H	139/45 H	146/40 H
Mean (mmHg)	75	73	76	75
Location				
Source				
Oxygen				
Pulse Oximetry (92-100 %)	100	100	100	100
O2 Delivery				Mechanical Ventilation
Oxygen Flow Rate (L/min)				
FI02 (%)				40
End-Tidal CO2 (mmHg)				
Richmond Agitation Sedation Scale				
Richmond Agitation Sedation Scale				
Intracranial Pressure				

Lyons, Kathleen A

Facility: Queen of the Valley Hospital **Location:** Q 1 Intensive Care Unit
 61 F 07/13/1961 **Med Rec Num:** MR01483046

Room-Bed: QI007-A
Visit: QH0054940416

Vital Signs - Continued

ICP (mmHg)

Temperature	10/27/22 09:15	10/27/22 09:30	10/27/22 09:45	10/27/22 10:00
Temperature (97.6 F-99.6 F)				
Temperature Source				
Heart Rate				
Pulse (60-100 beats/min)	106 H	108 H	108 H	108 H
Method				
Respirations				
Respiratory Rate (12-20 breaths/min)	22 H	21 H	22 H	20
Blood Pressure				
Blood Pressure (90/60-120/80 mmHg)	138/51 H 80	138/38 H 71	147/37 H 73	140/40 H 73
Mean (mmHg)				
Location				
Source				
Oxygen				
Pulse Oximetry (92-100 %)	100	100	100	100
O2 Delivery				Mechanical Ventilation
Oxygen Flow Rate (L/min)				
FI02 (%)				40
End-Tidal CO2 (mmHg)				
Richmond Agitation Sedation Scale				
Richmond Agitation Sedation Scale				
Intracranial Pressure				
ICP (mmHg)				

Temperature	10/27/22 10:15	10/27/22 10:30	10/27/22 10:45	10/27/22 11:00
Temperature (97.6 F-99.6 F)				
Temperature Source				

Lyons, Kathleen A

Facility: Queen of the Valley Hospital **Location:** Q 1 Intensive Care Unit
 61 F 07/13/1961 **Med Rec Num:** MR01483046

Room-Bed: QI007-A
Visit: QH0054940416

Vital Signs - Continued

Heart Rate					
Pulse (60-100 beats/min)	121 H	121 H	131 H	121 H	
Method					
Respirations					
Respiratory Rate (12-20 breaths/min)	24 H	22 H	33 H	24 H	
Blood Pressure					
Blood Pressure (90/60-120/80 mmHg)	111/72	151/43 H	167/44 H	148/43 H	
Mean (mmHg)	85	79	85	78	
Location					
Source					
Oxygen					
Pulse Oximetry (92-100 %)	100	100	100	100	
O2 Delivery					Mechanical Ventilation
Oxygen Flow Rate (L/min)					
FI02 (%)					40
End-Tidal CO2 (mmHg)					
Richmond Agitation Sedation Scale					
Richmond Agitation Sedation Scale					
Intracranial Pressure					
ICP (mmHg)					

Temperature					
Temperature (97.6 F-99.6 F)	10/27/22 11:15	10/27/22 11:30	10/27/22 11:45	10/27/22 12:00	
Temperature Source					100.0 F H Oral
Heart Rate					
Pulse (60-100 beats/min)	115 H	109 H	112 H	121 H	
Method					
Respirations					
Respiratory Rate (12-20 breaths/min)	23 H	20	21 H	21 H	
Blood Pressure					
Blood Pressure (90/60-120/80 mmHg)	139/39 H	135/41 H	134/43 H	135/45 H	
Mean (mmHg)	72	72	73	75	
Location					

Lyons, Kathleen A

Facility: Queen of the Valley Hospital **Location:** Q 1 Intensive Care Unit
 61 F 07/13/1961 **Med Rec Num:** MR01483046

Room-Bed: QI007-A
Visit: QH0054940416

Vital Signs - Continued

Source				
Oxygen				
Pulse Oximetry (92-100 %)	100	100	100	100
O2 Delivery				Mechanical Ventilation
Oxygen Flow Rate (L/min)				
FI02 (%)				40
End-Tidal CO2 (mmHg)		15	15	18
Richmond Agitation Sedation Scale				
Richmond Agitation Sedation Scale				
Intracranial Pressure				
ICP (mmHg)				

	10/27/22 12:15	10/27/22 12:30	10/27/22 12:45	10/27/22 13:00
Temperature				
Temperature (97.6 F-99.6 F)				
Temperature Source				
Heart Rate				
Pulse (60-100 beats/min)	115 H	112 H	116 H	109 H
Method				
Respirations				
Respiratory Rate (12-20 breaths/min)	21 H	20	20	20
Blood Pressure				
Blood Pressure (90/60-120/80 mmHg)	137/39 H	135/40 H	136/38 H	129/41 H
Mean (mmHg)	71	71	70	70
Location				
Source				
Oxygen				
Pulse Oximetry (92-100 %)	100	100	100	100
O2 Delivery				Mechanical Ventilation
Oxygen Flow Rate (L/min)				
FI02 (%)				40
End-Tidal CO2 (mmHg)	15	16	16	16
Richmond Agitation Sedation Scale				

Lyons, Kathleen A

Facility: Queen of the Valley Hospital **Location:** Q 1 Intensive Care Unit
 61 F 07/13/1961 **Med Rec Num:** MR01483046

Room-Bed: QI007-A
Visit: QH0054940416

Vital Signs - Continued

Richmond Agitation Sedation Scale				
Intracranial Pressure				
ICP (mmHg)				

Temperature	10/27/22 13:15	10/27/22 13:30	10/27/22 13:45	10/27/22 14:00
Temperature (97.6 F-99.6 F)				
Temperature Source				
Heart Rate				
Pulse (60-100 beats/min)	122 H	117 H	108 H	135 H
Method				
Respirations				
Respiratory Rate (12-20 breaths/min)	21 H	21 H	19	26 H
Blood Pressure				
Blood Pressure (90/60-120/80 mmHg)	139/43 H	135/39 H	138/40 H	135/45 H
Mean (mmHg)	75	71	72	75
Location				
Source				
Oxygen				
Pulse Oximetry (92-100 %)	100	100	100	100
O2 Delivery				Mechanical Ventilation
Oxygen Flow Rate (L/min)				
FI02 (%)				40
End-Tidal CO2 (mmHg)	16	15	16	17
Richmond Agitation Sedation Scale				
Richmond Agitation Sedation Scale				
Intracranial Pressure				
ICP (mmHg)				

Temperature	10/27/22 14:15	10/27/22 14:30	10/27/22 14:45	10/27/22 15:00
-------------	-------------------	-------------------	-------------------	-------------------

Lyons, Kathleen A

Facility: Queen of the Valley Hospital **Location:** Q 1 Intensive Care Unit
 61 F 07/13/1961 **Med Rec Num:** MR01483046

Room-Bed: QI007-A
Visit: QH0054940416

Vital Signs - Continued

Temperature (97.6 F-99.6 F)					
Temperature Source					
Heart Rate					
Pulse (60-100 beats/min)	109 H	111 H	107 H	111 H	
Method					
Respirations					
Respiratory Rate (12-20 breaths/min)	21 H	25 H	22 H	20	
Blood Pressure					
Blood Pressure (90/60-120/80 mmHg)	125/39 H	130/49 H	135/40 H	137/39 H	
Mean (mmHg)	67	76	71	71	
Location					
Source					
Oxygen					
Pulse Oximetry (92-100 %)	100	100	100	100	
O2 Delivery					Mechanical Ventilation
Oxygen Flow Rate (L/min)					
FI02 (%)					40
End-Tidal CO2 (mmHg)	16	15	16	16	
Richmond Agitation Sedation Scale					
Richmond Agitation Sedation Scale					
Intracranial Pressure					
ICP (mmHg)					

Temperature	10/27/22 15:15	10/27/22 15:30	10/27/22 15:45	10/27/22 16:00
Temperature (97.6 F-99.6 F)				98.4 F
Temperature Source				Temporal Artery Scan
Heart Rate				
Pulse (60-100 beats/min)	110 H	103 H	102 H	100
Method				
Respirations				
Respiratory Rate (12-20 breaths/min)	23 H	21 H	21 H	19
Blood Pressure				

Lyons, Kathleen A

Facility: Queen of the Valley Hospital **Location:** Q 1 Intensive Care Unit
 61 F 07/13/1961 **Med Rec Num:** MR01483046

Room-Bed: QI007-A
Visit: QH0054940416

Vital Signs - Continued

Blood Pressure (90/60-120/80 mmHg)	137/52 H	131/38 H	134/39 H	124/43 H
Mean (mmHg)	80	69	70	70
Location				
Source				
Oxygen				
Pulse Oximetry (92-100 %)	99	99	99	99
O2 Delivery				Mechanical Ventilation
Oxygen Flow Rate (L/min)				
FI02 (%)				40
End-Tidal CO2 (mmHg)	16	16	17	18
Richmond Agitation Sedation Scale				
Richmond Agitation Sedation Scale				
Intracranial Pressure				
ICP (mmHg)				

Temperature	10/27/22 16:15	10/27/22 16:30	10/27/22 16:45	10/27/22 17:00
Temperature (97.6 F-99.6 F)				
Temperature Source				
Heart Rate				
Pulse (60-100 beats/min)	105 H	113 H	103 H	93
Method				
Respirations				
Respiratory Rate (12-20 breaths/min)	21 H	16	21 H	19
Blood Pressure				
Blood Pressure (90/60-120/80 mmHg)	131/48 H	138/40 H	135/44 H	121/40 H
Mean (mmHg)	75	72	74	67
Location				
Source				
Oxygen				
Pulse Oximetry (92-100 %)	100	99	100	100
O2 Delivery				
Oxygen Flow Rate (L/min)				
FI02 (%)				

Lyons, Kathleen A

Facility: Queen of the Valley Hospital **Location:** Q 1 Intensive Care Unit
 61 F 07/13/1961 **Med Rec Num:** MR01483046

Room-Bed: QI007-A
Visit: QH0054940416

Vital Signs - Continued

End-Tidal CO2 (mmHg)	16	18	18	14
Richmond Agitation Sedation Scale				
Richmond Agitation Sedation Scale				
Intracranial Pressure				
ICP (mmHg)				
Temperature	10/27/22 17:15	10/27/22 17:30	10/27/22 17:45	10/27/22 18:00
Temperature (97.6 F-99.6 F)				
Temperature Source				
Heart Rate	108 H	105 H	99	98
Pulse (60-100 beats/min)				
Method				
Respirations				
Respiratory Rate (12-20 breaths/min)	22 H	18	20	20
Blood Pressure				
Blood Pressure (90/60-120/80 mmHg)	134/55 H	131/44 H	125/39 H	122/40 H
Mean (mmHg)	81	73	67	67
Location				
Source				
Oxygen				
Pulse Oximetry (92-100 %)	98	98	98	98
O2 Delivery				
Oxygen Flow Rate (L/min)				
FI02 (%)				
End-Tidal CO2 (mmHg)	17	17	14	15
Richmond Agitation Sedation Scale				
Richmond Agitation Sedation Scale				
Intracranial Pressure				
ICP (mmHg)				

Lyons, Kathleen A

Facility: Queen of the Valley Hospital **Location:** Q 1 Intensive Care Unit
 61 F 07/13/1961 **Med Rec Num:** MR01483046

Room-Bed: QI007-A
Visit: QH0054940416

Vital Signs - Continued

	10/27/22 18:15	10/27/22 18:30	10/27/22 18:45	10/27/22 19:00
Temperature				
Temperature (97.6 F-99.6 F)				
Temperature Source				
Heart Rate				
Pulse (60-100 beats/min)	96	92	102 H	105 H
Method				
Respirations				
Respiratory Rate (12-20 breaths/min)	22 H	19	23 H	22 H
Blood Pressure				
Blood Pressure (90/60-120/80 mmHg)	121/41 H	118/42 L	128/43 H	123/40 H
Mean (mmHg)	67	67	71	67
Location				
Source				
Oxygen				
Pulse Oximetry (92-100 %)	98	98	98	97
O2 Delivery				
Oxygen Flow Rate (L/min)				
FI02 (%)				
End-Tidal CO2 (mmHg)	14	15	18	18
Richmond Agitation Sedation Scale				
Richmond Agitation Sedation Scale				
Intracranial Pressure				
ICP (mmHg)				

Temperature	10/27/22 19:15	10/27/22 19:30	10/27/22 19:45	10/27/22 20:00
Temperature (97.6 F-99.6 F)				98.6 F
Temperature Source				Temporal Artery Scan
Heart Rate				
Pulse (60-100 beats/min)	94	91	88	87

Lyons, Kathleen A

Facility: Queen of the Valley Hospital **Location:** Q 1 Intensive Care Unit
 61 F 07/13/1961 **Med Rec Num:** MR01483046

Room-Bed: QI007-A
Visit: QH0054940416

Vital Signs - Continued

Method					
Respirations					
Respiratory Rate (12-20 breaths/min)	19	19	19	18	
Blood Pressure					
Blood Pressure (90/60-120/80 mmHg)	125/43 H	121/42 H	111/40 L	112/39 L	
Mean (mmHg)	70	68	63	63	
Location					
Source					
Oxygen					
Pulse Oximetry (92-100 %)	98	98	98	98	
O2 Delivery					
Oxygen Flow Rate (L/min)					
FI02 (%)					
End-Tidal CO2 (mmHg)	14	14	13	14	
Richmond Agitation Sedation Scale					
Richmond Agitation Sedation Scale					
Intracranial Pressure					
ICP (mmHg)					

Temperature	10/27/22 20:15	10/27/22 20:30	10/27/22 20:45	10/27/22 21:00
Temperature (97.6 F-99.6 F)				
Temperature Source				
Heart Rate				
Pulse (60-100 beats/min)	111 H	100	96	100
Method				
Respirations				
Respiratory Rate (12-20 breaths/min)	27 H	25 H	21 H	24 H
Blood Pressure				
Blood Pressure (90/60-120/80 mmHg)	130/40 H	123/49 H	132/40 H	123/47 H
Mean (mmHg)	70	73	70	72
Location				
Source				
Oxygen				
Pulse Oximetry (92-100 %)	98	97	97	97

Lyons, Kathleen A
Facility: Queen of the Valley Hospital **Location:** Q 1 Intensive Care Unit
 61 F 07/13/1961 **Med Rec Num:** MR01483046

Room-Bed: QI007-A
Visit: QH0054940416

Vital Signs - Continued

O2 Delivery				
Oxygen Flow Rate (L/min)				
FI02 (%)				
End-Tidal CO2 (mmHg)	15	17	18	16
Richmond Agitation Sedation Scale				
Richmond Agitation Sedation Scale				
Intracranial Pressure				
ICP (mmHg)				

	10/27/22 21:15	10/27/22 21:30	10/27/22 21:45	10/27/22 22:00
Temperature				
Temperature (97.6 F-99.6 F)				
Temperature Source				
Heart Rate				
Pulse (60-100 beats/min)	114 H	100	114 H	105 H
Method				
Respirations				
Respiratory Rate (12-20 breaths/min)	23 H	19	24 H	21 H
Blood Pressure				
Blood Pressure (90/60-120/80 mmHg)	127/41 H	129/46 H	127/43 H	128/41 H
Mean (mmHg)	69	73	71	70
Location				
Source				
Oxygen				
Pulse Oximetry (92-100 %)	97	97	97	97
O2 Delivery				
Oxygen Flow Rate (L/min)				
FI02 (%)				
End-Tidal CO2 (mmHg)	16	16	16	17
Richmond Agitation Sedation Scale				
Richmond Agitation Sedation Scale				
Intracranial Pressure				
ICP (mmHg)				

Lyons, Kathleen A

Facility: Queen of the Valley Hospital **Location:** Q 1 Intensive Care Unit
 61 F 07/13/1961 **Med Rec Num:** MR01483046

Room-Bed: QI007-A
Visit: QH0054940416

Vital Signs - Continued

	10/27/22 22:15	10/27/22 22:24	10/27/22 22:30	10/27/22 22:45
Temperature				
Temperature (97.6 F-99.6 F)				
Temperature Source				
Heart Rate				
Pulse (60-100 beats/min)	101 H	116 H	97	100
Method				
Respirations				
Respiratory Rate (12-20 breaths/min)	23 H	17	24 H	21 H
Blood Pressure				
Blood Pressure (90/60-120/80 mmHg)	129/39 H	133/38 H	124/37 H	121/37 H
Mean (mmHg)	69	59	66	65
Location				
Source				
Oxygen				
Pulse Oximetry (92-100 %)	97		96	97
O2 Delivery				
Oxygen Flow Rate (L/min)				
FI02 (%)				
End-Tidal CO2 (mmHg)	17	16	18	18
Richmond Agitation Sedation Scale				
Richmond Agitation Sedation Scale				
Intracranial Pressure				
ICP (mmHg)				

	10/27/22 23:00	10/27/22 23:15	10/27/22 23:30	10/27/22 23:45
Temperature				
Temperature (97.6 F-99.6 F)				
Temperature Source				
Heart Rate				
Pulse (60-100 beats/min)	92	98	102 H	121 H
Method				

Lyons, Kathleen A

Facility: Queen of the Valley Hospital **Location:** Q 1 Intensive Care Unit
 61 F 07/13/1961 **Med Rec Num:** MR01483046

Room-Bed: QI007-A
Visit: QH0054940416

Vital Signs - Continued

Respirations					
Respiratory Rate (12-20 breaths/min)	19	13	19	22 H	
Blood Pressure					
Blood Pressure (90/60-120/80 mmHg)	118/39 L	124/42 H	124/39 H	125/52 H	
Mean (mmHg)	65	69	67	76	
Location					
Source					
Oxygen					
Pulse Oximetry (92-100 %)	97	97	96	96	
O2 Delivery					
Oxygen Flow Rate (L/min)					
FIO2 (%)					
End-Tidal CO2 (mmHg)	14	18	17	13	
Richmond Agitation Sedation Scale					
Richmond Agitation Sedation Scale					
Intracranial Pressure					
ICP (mmHg)					

Temperature					
Temperature (97.6 F-99.6 F)	10/28/22 00:00	10/28/22 00:04	10/28/22 00:15	10/28/22 00:30	
Temperature Source					
Heart Rate					
Pulse (60-100 beats/min)	101 H	91	101 H	94	
Method					
Respirations					
Respiratory Rate (12-20 breaths/min)	21 H	17	17	21 H	
Blood Pressure					
Blood Pressure (90/60-120/80 mmHg)	118/38 L	120/40 L	122/41 H	117/44 L	
Mean (mmHg)	64	58	68	68	
Location					
Source					
Oxygen					
Pulse Oximetry (92-100 %)	98	98	96	96	

Lyons, Kathleen A

Facility: Queen of the Valley Hospital **Location:** Q 1 Intensive Care Unit
 61 F 07/13/1961 **Med Rec Num:** MR01483046

Room-Bed: QI007-A
Visit: QH0054940416

Vital Signs - Continued

O2 Delivery					
Oxygen Flow Rate (L/min)					
FI02 (%)					
End-Tidal CO2 (mmHg)	15	14	16	13	
Richmond Agitation Sedation Scale					
Richmond Agitation Sedation Scale					
Intracranial Pressure					
ICP (mmHg)					

Temperature	10/28/22 00:45	10/28/22 01:00	10/28/22 01:15	10/28/22 01:30
Temperature (97.6 F-99.6 F)				
Temperature Source				
Heart Rate	103 H	91	93	85
Pulse (60-100 beats/min)				
Method				
Respirations				
Respiratory Rate (12-20 breaths/min)	18	17	17	18
Blood Pressure				
Blood Pressure (90/60-120/80 mmHg)	115/51 L	118/43 L	135/44 H	132/47 H
Mean (mmHg)	72	68	74	75
Location				
Source				
Oxygen				
Pulse Oximetry (92-100 %)	96	96	96	97
O2 Delivery				
Oxygen Flow Rate (L/min)				
FI02 (%)				
End-Tidal CO2 (mmHg)	14	14	14	14
Richmond Agitation Sedation Scale				
Richmond Agitation Sedation Scale				
Intracranial Pressure				
ICP (mmHg)				

Lyons, Kathleen A

Facility: Queen of the Valley Hospital **Location:** Q 1 Intensive Care Unit
 61 F 07/13/1961 **Med Rec Num:** MR01483046

Room-Bed: QI007-A
Visit: QH0054940416

Vital Signs - Continued

	10/28/22 01:45	10/28/22 02:00	10/28/22 02:15	10/28/22 02:29
Temperature				
Temperature (97.6 F-99.6 F)				
Temperature Source				
Heart Rate				
Pulse (60-100 beats/min)	95	97	102 H	99
Method				
Respirations				
Respiratory Rate (12-20 breaths/min)	18	19	20	19
Blood Pressure				
Blood Pressure (90/60-120/80 mmHg)	136/55 H	139/48 H	148/54 H	145/46 H
Mean (mmHg)	82	78	85	67
Location				
Source				
Oxygen				
Pulse Oximetry (92-100 %)	97	97	95	97
O2 Delivery				
Oxygen Flow Rate (L/min)				
FI02 (%)				
End-Tidal CO2 (mmHg)	14	15	16	15
Richmond Agitation Sedation Scale				
Richmond Agitation Sedation Scale				
Intracranial Pressure				
ICP (mmHg)				

	10/28/22 02:30	10/28/22 02:45	10/28/22 03:00	10/28/22 03:15
Temperature				
Temperature (97.6 F-99.6 F)				
Temperature Source				
Heart Rate				
Pulse (60-100 beats/min)	107 H	103 H	100	96
Method				

Lyons, Kathleen A

Facility: Queen of the Valley Hospital **Location:** Q 1 Intensive Care Unit
 61 F 07/13/1961 **Med Rec Num:** MR01483046

Room-Bed: QI007-A
Visit: QH0054940416

Vital Signs - Continued

Respirations				
Respiratory Rate (12-20 breaths/min)	21 H	17	18	18
Blood Pressure				
Blood Pressure (90/60-120/80 mmHg)	136/40 H	131/54 H	124/48 H	124/38 H
Mean (mmHg)	72	79	73	66
Location				
Source				
Oxygen				
Pulse Oximetry (92-100 %)	97	95	98	98
O2 Delivery				
Oxygen Flow Rate (L/min)				
FIO2 (%)				
End-Tidal CO2 (mmHg)	15	14	23	14
Richmond Agitation Sedation Scale				
Richmond Agitation Sedation Scale				
Intracranial Pressure				
ICP (mmHg)				

Temperature				
Temperature (97.6 F-99.6 F)	10/28/22 03:30	10/28/22 03:45	10/28/22 04:00	10/28/22 04:15
Temperature Source				
Heart Rate				
Pulse (60-100 beats/min)	85	95	97	87
Method				
Respirations				
Respiratory Rate (12-20 breaths/min)	20	17	19	20
Blood Pressure				
Blood Pressure (90/60-120/80 mmHg)	116/48 L	112/37 L	125/40 H	120/40 L
Mean (mmHg)	70	62	68	66
Location				
Source				
Oxygen				
Pulse Oximetry (92-100 %)	98	98	98	97
O2 Delivery				

Lyons, Kathleen A

Facility: Queen of the Valley Hospital **Location:** Q 1 Intensive Care Unit
 61 F 07/13/1961 **Med Rec Num:** MR01483046

Room-Bed: QI007-A
Visit: QH0054940416

Vital Signs - Continued

Oxygen Flow Rate (L/min)				
FI02 (%)				
End-Tidal CO2 (mmHg)	15	14	15	15
Richmond Agitation Sedation Scale				
Richmond Agitation Sedation Scale				
Intracranial Pressure				
ICP (mmHg)				

	10/28/22 04:30	10/28/22 04:45	10/28/22 04:49	10/28/22 05:00
Temperature				
Temperature (97.6 F-99.6 F)				
Temperature Source				
Heart Rate				
Pulse (60-100 beats/min)	79	78	98	90
Method				
Respirations				
Respiratory Rate (12-20 breaths/min)	17	16	19	17
Blood Pressure				
Blood Pressure (90/60-120/80 mmHg)	112/39 L	109/42 L	128/43 H	128/41 H
Mean (mmHg)	63	64	64	70
Location				
Source				
Oxygen				
Pulse Oximetry (92-100 %)	98	97	98	97
O2 Delivery				
Oxygen Flow Rate (L/min)				
FI02 (%)				
End-Tidal CO2 (mmHg)	13	15	15	17
Richmond Agitation Sedation Scale				
Richmond Agitation Sedation Scale				
Intracranial Pressure				
ICP (mmHg)				

Lyons, Kathleen A

Facility: Queen of the Valley Hospital **Location:** Q 1 Intensive Care Unit
 61 F 07/13/1961 **Med Rec Num:** MR01483046

Room-Bed: QI007-A
Visit: QH0054940416

Vital Signs - Continued

	10/28/22 05:15	10/28/22 05:30	10/28/22 05:45	10/28/22 06:00
Temperature				
Temperature (97.6 F-99.6 F)				
Temperature Source				
Heart Rate				
Pulse (60-100 beats/min)	92	89	110 H	90
Method				
Respirations				
Respiratory Rate (12-20 breaths/min)	21 H	22 H	21 H	20
Blood Pressure				
Blood Pressure (90/60-120/80 mmHg)	129/45 H	126/47 H	136/42 H	130/42 H
Mean (mmHg)	73	73	73	71
Location				
Source				
Oxygen				
Pulse Oximetry (92-100 %)	97	98	97	97
O2 Delivery				
Oxygen Flow Rate (L/min)				
FI02 (%)				
End-Tidal CO2 (mmHg)	18	15	20	15
Richmond Agitation Sedation Scale				
Richmond Agitation Sedation Scale				
Intracranial Pressure				
ICP (mmHg)				

	10/28/22 06:15	10/28/22 06:30	10/28/22 06:45	10/28/22 07:00
Temperature				
Temperature (97.6 F-99.6 F)				
Temperature Source				
Heart Rate				
Pulse (60-100 beats/min)	73	79	81	88
Method				

Lyons, Kathleen A

Facility: Queen of the Valley Hospital **Location:** Q 1 Intensive Care Unit
 61 F 07/13/1961 **Med Rec Num:** MR01483046

Room-Bed: QI007-A
Visit: QH0054940416

Vital Signs - Continued

Respirations				
Respiratory Rate (12-20 breaths/min)	17	19	17	20
Blood Pressure				
Blood Pressure (90/60-120/80 mmHg)	112/38 L	116/40 L	114/40 L	124/43 H
Mean (mmHg)	62	65	64	70
Location				
Source				
Oxygen				
Pulse Oximetry (92-100 %)	97	98	97	97
O2 Delivery				
Oxygen Flow Rate (L/min)				
FIO2 (%)				
End-Tidal CO2 (mmHg)	18	14	20	14
Richmond Agitation Sedation Scale				
Richmond Agitation Sedation Scale				
Intracranial Pressure				
ICP (mmHg)				

Temperature				
Temperature (97.6 F-99.6 F)	10/28/22 07:15	10/28/22 07:30	10/28/22 07:45	10/28/22 08:00
Temperature Source				97.5 F L
Heart Rate				
Pulse (60-100 beats/min)	96	78	79	82
Method				
Respirations				
Respiratory Rate (12-20 breaths/min)	18	18	23 H	19
Blood Pressure				
Blood Pressure (90/60-120/80 mmHg)	121/42 H	110/41 L	114/38 L	120/41 L
Mean (mmHg)	68	64	63	67
Location				
Source				
Oxygen				
Pulse Oximetry (92-100 %)	98	97	97	97
O2 Delivery				

Lyons, Kathleen A

Facility: Queen of the Valley Hospital **Location:** Q 1 Intensive Care Unit
 61 F 07/13/1961 **Med Rec Num:** MR01483046

Room-Bed: QI007-A
Visit: QH0054940416

Vital Signs - Continued

Oxygen Flow Rate (L/min)				
FI02 (%)				
End-Tidal CO2 (mmHg)	19	14	14	11
Richmond Agitation Sedation Scale				
Richmond Agitation Sedation Scale				
Intracranial Pressure				
ICP (mmHg)				

	10/28/22 08:15	10/28/22 08:30	10/28/22 08:45	10/28/22 09:00
Temperature				
Temperature (97.6 F-99.6 F)				
Temperature Source				
Heart Rate				
Pulse (60-100 beats/min)	77	76	72	80
Method				
Respirations				
Respiratory Rate (12-20 breaths/min)	18	18	17	17
Blood Pressure				
Blood Pressure (90/60-120/80 mmHg)	115/40 L	116/38 L	111/40 L	121/42 H
Mean (mmHg)	65	64	63	68
Location				
Source				
Oxygen				
Pulse Oximetry (92-100 %)	98	97	97	97
O2 Delivery				
Oxygen Flow Rate (L/min)				
FI02 (%)				
End-Tidal CO2 (mmHg)	11	11	12	16
Richmond Agitation Sedation Scale				
Richmond Agitation Sedation Scale				
Intracranial Pressure				
ICP (mmHg)				

Lyons, Kathleen A

Facility: Queen of the Valley Hospital **Location:** Q 1 Intensive Care Unit
 61 F 07/13/1961 **Med Rec Num:** MR01483046

Room-Bed: QI007-A
Visit: QH0054940416

Vital Signs - Continued

	10/28/22 09:15	10/28/22 09:30	10/28/22 09:45	10/28/22 10:00
Temperature				
Temperature (97.6 F-99.6 F)				
Temperature Source				
Heart Rate				
Pulse (60-100 beats/min)	77	83	71	76
Method				
Respirations				
Respiratory Rate (12-20 breaths/min)	18	18	17	19
Blood Pressure				
Blood Pressure (90/60-120/80 mmHg)	118/41 L	119/46 L	111/48 L	119/42 L
Mean (mmHg)	66	70	69	67
Location				
Source				
Oxygen				
Pulse Oximetry (92-100 %)	97	98	97	97
O2 Delivery				
Oxygen Flow Rate (L/min)				
FI02 (%)				
End-Tidal CO2 (mmHg)	12	11	12	11
Richmond Agitation Sedation Scale				
Richmond Agitation Sedation Scale				
Intracranial Pressure				
ICP (mmHg)				

	10/28/22 10:15	10/28/22 10:30	10/28/22 10:45	10/28/22 11:00
Temperature				
Temperature (97.6 F-99.6 F)				
Temperature Source				
Heart Rate				
Pulse (60-100 beats/min)	74	78	83	89
Method				

Lyons, Kathleen A

Facility: Queen of the Valley Hospital **Location:** Q 1 Intensive Care Unit
 61 F 07/13/1961 **Med Rec Num:** MR01483046

Room-Bed: QI007-A
Visit: QH0054940416

Vital Signs - Continued

Respirations				
Respiratory Rate (12-20 breaths/min)	17	18	19	19
Blood Pressure				
Blood Pressure (90/60-120/80 mmHg)	118/42 L	116/36 L	121/46 H	127/41 H
Mean (mmHg)	67	62	71	69
Location				
Source				
Oxygen				
Pulse Oximetry (92-100 %)	97	97	97	96
O2 Delivery				
Oxygen Flow Rate (L/min)				
FIO2 (%)				
End-Tidal CO2 (mmHg)	11	11	21	17
Richmond Agitation Sedation Scale				
Richmond Agitation Sedation Scale				
Intracranial Pressure				
ICP (mmHg)				

Temperature	10/28/22	10/28/22	10/28/22	10/28/22
Temperature (97.6 F-99.6 F)	11:15	11:30	11:45	12:00
Temperature Source				98.2 F
Heart Rate				
Pulse (60-100 beats/min)	83	80	78	72
Method				
Respirations				
Respiratory Rate (12-20 breaths/min)	22 H	19	25 H	17
Blood Pressure				
Blood Pressure (90/60-120/80 mmHg)	116/39 L	117/37 L	115/41 L	106/45 L
Mean (mmHg)	64	63	65	65
Location				
Source				
Oxygen				
Pulse Oximetry (92-100 %)		97	97	97
O2 Delivery				

Lyons, Kathleen A

Facility: Queen of the Valley Hospital **Location:** Q 1 Intensive Care Unit
 61 F 07/13/1961 **Med Rec Num:** MR01483046

Room-Bed: QI007-A
Visit: QH0054940416

Vital Signs - Continued

Oxygen Flow Rate (L/min)				
FI02 (%)				
End-Tidal CO2 (mmHg)	17	15	11	11
Richmond Agitation Sedation Scale				
Richmond Agitation Sedation Scale				
Intracranial Pressure				
ICP (mmHg)				

	10/28/22 12:15	10/28/22 12:30	10/28/22 12:45	10/28/22 13:00
Temperature				
Temperature (97.6 F-99.6 F)				
Temperature Source				
Heart Rate				
Pulse (60-100 beats/min)	76	86	79	85
Method				
Respirations				
Respiratory Rate (12-20 breaths/min)	19	20	17	20
Blood Pressure				
Blood Pressure (90/60-120/80 mmHg)	120/37 L	127/45 H	122/42 H	130/46 H
Mean (mmHg)	64	72	68	74
Location				
Source				
Oxygen				
Pulse Oximetry (92-100 %)	96	97	97	97
O2 Delivery				
Oxygen Flow Rate (L/min)				
FI02 (%)				
End-Tidal CO2 (mmHg)	11	10	11	15
Richmond Agitation Sedation Scale				
Richmond Agitation Sedation Scale				
Intracranial Pressure				
ICP (mmHg)				

Lyons, Kathleen A

Facility: Queen of the Valley Hospital **Location:** Q 1 Intensive Care Unit
 61 F 07/13/1961 **Med Rec Num:** MR01483046

Room-Bed: QI007-A
Visit: QH0054940416

Vital Signs - Continued

	10/28/22 13:15	10/28/22 13:30	10/28/22 13:45	10/28/22 14:00
Temperature				
Temperature (97.6 F-99.6 F)				
Temperature Source				
Heart Rate				
Pulse (60-100 beats/min)	75	79	72	75
Method				
Respirations				
Respiratory Rate (12-20 breaths/min)	17	16	17	19
Blood Pressure				
Blood Pressure (90/60-120/80 mmHg)	116/40 L	127/39 H	111/45 L	116/45 L
Mean (mmHg)	65	68	67	68
Location				
Source				
Oxygen				
Pulse Oximetry (92-100 %)	97	98	97	97
O2 Delivery				
Oxygen Flow Rate (L/min)				
FI02 (%)				
End-Tidal CO2 (mmHg)	11	11	11	11
Richmond Agitation Sedation Scale				
Richmond Agitation Sedation Scale				
Intracranial Pressure				
ICP (mmHg)				

	10/28/22 14:15	10/28/22 14:30	10/28/22 14:45	10/28/22 15:00
Temperature				
Temperature (97.6 F-99.6 F)				
Temperature Source				
Heart Rate				
Pulse (60-100 beats/min)	81	85	84	95
Method				

Lyons, Kathleen A

Facility: Queen of the Valley Hospital **Location:** Q 1 Intensive Care Unit
 61 F 07/13/1961 **Med Rec Num:** MR01483046

Room-Bed: QI007-A
Visit: QH0054940416

Vital Signs - Continued

Respirations				
Respiratory Rate (12-20 breaths/min)	16	18	16	17
Blood Pressure				
Blood Pressure (90/60-120/80 mmHg)	125/43 H	127/43 H	128/44 H	132/41 H
Mean (mmHg)	70	71	72	71
Location				
Source				
Oxygen				
Pulse Oximetry (92-100 %)	97	97	97	97
O2 Delivery				
Oxygen Flow Rate (L/min)				
FIO2 (%)				
End-Tidal CO2 (mmHg)	11	18	11	11
Richmond Agitation Sedation Scale				
Richmond Agitation Sedation Scale				
Intracranial Pressure				
ICP (mmHg)				

Temperature	10/28/22	10/28/22	10/28/22	10/28/22
Temperature (97.6 F-99.6 F)	15:15	15:30	15:45	16:00
Temperature Source				98.1 F
Heart Rate				
Pulse (60-100 beats/min)	107 H	74	96	80
Method				
Respirations				
Respiratory Rate (12-20 breaths/min)	24 H	18	19	19
Blood Pressure				
Blood Pressure (90/60-120/80 mmHg)	151/49 H	122/38 H	129/47 H	126/48 H
Mean (mmHg)	83	66	74	74
Location				
Source				
Oxygen				
Pulse Oximetry (92-100 %)	100	98	97	98
O2 Delivery				

Lyons, Kathleen A

Facility: Queen of the Valley Hospital **Location:** Q 1 Intensive Care Unit
 61 F 07/13/1961 **Med Rec Num:** MR01483046

Room-Bed: QI007-A
Visit: QH0054940416

Vital Signs - Continued

Oxygen Flow Rate (L/min)				
FI02 (%)				
End-Tidal CO2 (mmHg)	15	12	18	15
Richmond Agitation Sedation Scale				
Richmond Agitation Sedation Scale				
Intracranial Pressure				
ICP (mmHg)				

	10/28/22 16:15	10/28/22 16:30	10/28/22 16:45	10/28/22 17:00
Temperature				
Temperature (97.6 F-99.6 F)				
Temperature Source				
Heart Rate				
Pulse (60-100 beats/min)	79	108 H	75	95
Method				
Respirations				
Respiratory Rate (12-20 breaths/min)	17	16	17	20
Blood Pressure				
Blood Pressure (90/60-120/80 mmHg)	118/43 L	122/47 H	123/41 H	132/47 H
Mean (mmHg)	68	72	68	75
Location				
Source				
Oxygen				
Pulse Oximetry (92-100 %)	97	97	97	97
O2 Delivery				
Oxygen Flow Rate (L/min)				
FI02 (%)				
End-Tidal CO2 (mmHg)	12	19	11	17
Richmond Agitation Sedation Scale				
Richmond Agitation Sedation Scale				
Intracranial Pressure				
ICP (mmHg)				

Lyons, Kathleen A

Facility: Queen of the Valley Hospital **Location:** Q 1 Intensive Care Unit
 61 F 07/13/1961 **Med Rec Num:** MR01483046

Room-Bed: QI007-A
Visit: QH0054940416

Vital Signs - Continued

	10/28/22 17:15	10/28/22 17:30	10/28/22 17:45	10/28/22 18:00
Temperature				
Temperature (97.6 F-99.6 F)				
Temperature Source				
Heart Rate				
Pulse (60-100 beats/min)	77	91	100	86
Method				
Respirations				
Respiratory Rate (12-20 breaths/min)	17	19	22 H	22 H
Blood Pressure				
Blood Pressure (90/60-120/80 mmHg)	122/41 H	129/41 H	133/54 H	134/41 H
Mean (mmHg)	68	70	80	72
Location				
Source				
Oxygen				
Pulse Oximetry (92-100 %)				
O2 Delivery				
Oxygen Flow Rate (L/min)				
FI02 (%)				
End-Tidal CO2 (mmHg)	12	18	19	18
Richmond Agitation Sedation Scale				
Richmond Agitation Sedation Scale				
Intracranial Pressure				
ICP (mmHg)				

	10/28/22 18:15	10/28/22 18:30	10/28/22 18:45	10/28/22 19:00
Temperature				
Temperature (97.6 F-99.6 F)				
Temperature Source				
Heart Rate				
Pulse (60-100 beats/min)	101 H	79	98	85
Method				Monitor

Lyons, Kathleen A

Facility: Queen of the Valley Hospital **Location:** Q 1 Intensive Care Unit
 61 F 07/13/1961 **Med Rec Num:** MR01483046

Room-Bed: QI007-A
Visit: QH0054940416

Vital Signs - Continued

Respirations					
Respiratory Rate (12-20 breaths/min)	23 H	21 H	20		18
Blood Pressure					
Blood Pressure (90/60-120/80 mmHg)	127/43 H	127/51 H	128/45 H		110/42 L
Mean (mmHg)	71	76	72		57
Location					Left Arm
Source					Automatic Cuff
Oxygen					
Pulse Oximetry (92-100 %)		97	97		97
O2 Delivery					Mechanical Ventilation
Oxygen Flow Rate (L/min)					
FIO2 (%)					30
End-Tidal CO2 (mmHg)	18	19	18		11
Richmond Agitation Sedation Scale					
Richmond Agitation Sedation Scale					
Intracranial Pressure					
ICP (mmHg)					

Temperature					
Temperature (97.6 F-99.6 F)	10/28/22 19:15	10/28/22 19:30	10/28/22 19:45		10/28/22 20:00
Temperature Source					99.0 F
Heart Rate					
Pulse (60-100 beats/min)	76	77	72		78
Method					Monitor
Respirations					
Respiratory Rate (12-20 breaths/min)	18	17	16		18
Blood Pressure					
Blood Pressure (90/60-120/80 mmHg)	110/41 L	119/41 L	113/42 L		121/40 H
Mean (mmHg)	58	61	59		59
Location					Left Arm
Source					Automatic Cuff
Oxygen					
Pulse Oximetry (92-100 %)	97	97	97		97

Lyons, Kathleen A

Facility: Queen of the Valley Hospital **Location:** Q 1 Intensive Care Unit
 61 F 07/13/1961 **Med Rec Num:** MR01483046

Room-Bed: QI007-A
Visit: QH0054940416

Vital Signs - Continued

O2 Delivery					Mechanical Ventilation
Oxygen Flow Rate (L/min)					
FIO2 (%)					30
End-Tidal CO2 (mmHg)	12	16	11		18
Richmond Agitation Sedation Scale					
Richmond Agitation Sedation Scale					
Intracranial Pressure					
ICP (mmHg)					

Temperature	10/28/22 20:15	10/28/22 20:30	10/28/22 20:45	10/28/22 21:00	
Temperature (97.6 F-99.6 F)					
Temperature Source					
Heart Rate					
Pulse (60-100 beats/min)	70	73	80		74
Method					Monitor
Respirations					
Respiratory Rate (12-20 breaths/min)	16	15	17		19
Blood Pressure					
Blood Pressure (90/60-120/80 mmHg)	111/42 L	117/45 L	119/49 L		117/45 L
Mean (mmHg)	58	62	67		62
Location					Left Arm
Source					Automatic Cuff
Oxygen					
Pulse Oximetry (92-100 %)	98	98	98		98
O2 Delivery					Mechanical Ventilation
Oxygen Flow Rate (L/min)					
FIO2 (%)					30
End-Tidal CO2 (mmHg)	12	12	11		11
Richmond Agitation Sedation Scale					
Richmond Agitation Sedation Scale					
Intracranial Pressure					

Lyons, Kathleen A

Facility: Queen of the Valley Hospital **Location:** Q 1 Intensive Care Unit
 61 F 07/13/1961 **Med Rec Num:** MR01483046

Room-Bed: QI007-A
Visit: QH0054940416

Vital Signs - Continued

ICP (mmHg)

	10/28/22 21:15	10/28/22 21:30	10/28/22 21:45	10/28/22 22:00
Temperature				
Temperature (97.6 F-99.6 F)				
Temperature Source				
Heart Rate				
Pulse (60-100 beats/min)	73	71	84	86
Method				
Respirations				
Respiratory Rate (12-20 breaths/min)	17	17	23 H	23 H
Blood Pressure				
Blood Pressure (90/60-120/80 mmHg)	123/42 H	115/41 L	130/47 H	131/47 H
Mean (mmHg)	60	59	67	66
Location				
Source				
Oxygen				
Pulse Oximetry (92-100 %)	98	98	97	98
O2 Delivery				
Oxygen Flow Rate (L/min)				
FIO2 (%)				
End-Tidal CO2 (mmHg)	10	12	18	17
Richmond Agitation Sedation Scale				
Richmond Agitation Sedation Scale				
Intracranial Pressure				
ICP (mmHg)				

	10/28/22 22:15	10/28/22 22:30	10/28/22 22:45	10/28/22 23:00
Temperature				
Temperature (97.6 F-99.6 F)				
Temperature Source				
Heart Rate				

Lyons, Kathleen A

Facility: Queen of the Valley Hospital **Location:** Q 1 Intensive Care Unit
 61 F 07/13/1961 **Med Rec Num:** MR01483046

Room-Bed: QI007-A
Visit: QH0054940416

Vital Signs - Continued

Pulse (60-100 beats/min)	90	86	86	78
Method				Monitor
Respirations				
Respiratory Rate (12-20 breaths/min)	23 H	21 H	20	21 H
Blood Pressure				
Blood Pressure (90/60-120/80 mmHg)	130/56 H	129/51 H	128/44 H	124/53 H
Mean (mmHg)	72	69	64	70
Location				Left Arm
Source				Automatic Cuff
Oxygen				
Pulse Oximetry (92-100 %)	97	97	98	98
O2 Delivery				Mechanical Ventilation
Oxygen Flow Rate (L/min)				
FI02 (%)				30
End-Tidal CO2 (mmHg)	15	18	17	12
Richmond Agitation Sedation Scale				
Richmond Agitation Sedation Scale				
Intracranial Pressure				
ICP (mmHg)				

	10/28/22 23:15	10/28/22 23:30	10/28/22 23:45	10/29/22 00:00
Temperature				
Temperature (97.6 F-99.6 F)				99.2 F
Temperature Source				Oral
Heart Rate				
Pulse (60-100 beats/min)	78	80	75	84
Method				Monitor
Respirations				
Respiratory Rate (12-20 breaths/min)	19	15	15	21 H
Blood Pressure				
Blood Pressure (90/60-120/80 mmHg)	122/44 H	127/47 H	118/44 L	133/48 H
Mean (mmHg)	63	63	62	67
Location				Left Arm
Source				Automatic Cuff

Lyons, Kathleen A

Facility: Queen of the Valley Hospital **Location:** Q 1 Intensive Care Unit
 61 F 07/13/1961 **Med Rec Num:** MR01483046

Room-Bed: QI007-A
Visit: QH0054940416

Vital Signs - Continued

Oxygen				
Pulse Oximetry (92-100 %)	98	97	98	99
O2 Delivery				Mechanical Ventilation
Oxygen Flow Rate (L/min)				
FI02 (%)				30
End-Tidal CO2 (mmHg)	18	18	12	18
Richmond Agitation Sedation Scale				
Richmond Agitation Sedation Scale				
Intracranial Pressure				
ICP (mmHg)				

Temperature	10/29/22 00:15	10/29/22 00:30	10/29/22 01:00	10/29/22 01:15
Temperature (97.6 F-99.6 F)				
Temperature Source				
Heart Rate				
Pulse (60-100 beats/min)	76	73	78	99
Method			Monitor	
Respirations				
Respiratory Rate (12-20 breaths/min)	18	18	19	20
Blood Pressure				
Blood Pressure (90/60-120/80 mmHg)	125/48 H		128/51 H	143/49 H
Mean (mmHg)	65		76	72
Location			Left Arm	
Source			Automatic Cuff	
Oxygen				
Pulse Oximetry (92-100 %)	98	98	98	97
O2 Delivery			Mechanical Ventilation	
Oxygen Flow Rate (L/min)				
FI02 (%)				30
End-Tidal CO2 (mmHg)	15	12	17	17
Richmond Agitation Sedation Scale				
Richmond Agitation Sedation Scale				

Lyons, Kathleen A

Facility: Queen of the Valley Hospital **Location:** Q 1 Intensive Care Unit
 61 F 07/13/1961 **Med Rec Num:** MR01483046

Room-Bed: QI007-A
Visit: QH0054940416

Vital Signs - Continued

Intracranial Pressure					
ICP (mmHg)					

	10/29/22 01:30	10/29/22 01:45	10/29/22 02:00	10/29/22 02:15
Temperature				
Temperature (97.6 F-99.6 F)				
Temperature Source				
Heart Rate				
Pulse (60-100 beats/min)	75	83	86	75
Method				
Respirations				
Respiratory Rate (12-20 breaths/min)	17	18	24 H	18
Blood Pressure				
Blood Pressure (90/60-120/80 mmHg)	132/43 H	137/42 H	135/45 H	123/45 H
Mean (mmHg)	64	66	67	62
Location				
Source				
Oxygen				
Pulse Oximetry (92-100 %)	98	97	98	97
O2 Delivery				
Oxygen Flow Rate (L/min)				
FI02 (%)				
End-Tidal CO2 (mmHg)	12	19	18	13
Richmond Agitation Sedation Scale				
Richmond Agitation Sedation Scale				
Intracranial Pressure				
ICP (mmHg)				

	10/29/22 02:30	10/29/22 02:45	10/29/22 03:00	10/29/22 03:15
Temperature				
Temperature (97.6 F-99.6 F)				
Temperature Source				

Lyons, Kathleen A

Facility: Queen of the Valley Hospital **Location:** Q 1 Intensive Care Unit
 61 F 07/13/1961 **Med Rec Num:** MR01483046

Room-Bed: QI007-A
Visit: QH0054940416

Vital Signs - Continued

Heart Rate					
Pulse (60-100 beats/min)	94	77	73	74	
Method			Monitor		
Respirations					
Respiratory Rate (12-20 breaths/min)	21 H	17	18	18	
Blood Pressure					
Blood Pressure (90/60-120/80 mmHg)	139/50 H	130/49 H	123/43 H	125/62 H	
Mean (mmHg)	70	69	60	76	
Location			Left Arm		
Source			Automatic Cuff		
Oxygen					
Pulse Oximetry (92-100 %)		99	100	100	
O2 Delivery			Mechanical Ventilation		
Oxygen Flow Rate (L/min)					
FI02 (%)			30		
End-Tidal CO2 (mmHg)	20	12	11	11	
Richmond Agitation Sedation Scale					
Richmond Agitation Sedation Scale					
Intracranial Pressure					
ICP (mmHg)					

Temperature					
Temperature (97.6 F-99.6 F)	10/29/22 03:30	10/29/22 03:45	10/29/22 04:00	10/29/22 04:15	
Temperature Source			Axillary	98.6 F	
Heart Rate					
Pulse (60-100 beats/min)	114 H	74	73	88	
Method			Monitor		
Respirations					
Respiratory Rate (12-20 breaths/min)	22 H	19	17	21 H	
Blood Pressure					
Blood Pressure (90/60-120/80 mmHg)	148/47 H	135/46 H	135/41 H	140/50 H	
Mean (mmHg)	71	66	64	70	
Location			Left Arm		

Lyons, Kathleen A

Facility: Queen of the Valley Hospital **Location:** Q 1 Intensive Care Unit
 61 F 07/13/1961 **Med Rec Num:** MR01483046

Room-Bed: QI007-A
Visit: QH0054940416

Vital Signs - Continued

Source				Automatic Cuff	
Oxygen					
Pulse Oximetry (92-100 %)	98	98		98	100
O2 Delivery			Mechanical Ventilation		
Oxygen Flow Rate (L/min)					
FI02 (%)				30	
End-Tidal CO2 (mmHg)	18	13		12	18
Richmond Agitation Sedation Scale					
Richmond Agitation Sedation Scale					
Intracranial Pressure					
ICP (mmHg)					

	10/29/22 04:30	10/29/22 04:45	10/29/22 05:00	10/29/22 05:15	
Temperature					
Temperature (97.6 F-99.6 F)					
Temperature Source					
Heart Rate					
Pulse (60-100 beats/min)	88	86	70	68	
Method		Monitor			
Respirations					
Respiratory Rate (12-20 breaths/min)	22 H	20	18	15	
Blood Pressure					
Blood Pressure (90/60-120/80 mmHg)	136/53 H	134/54 H	120/42 L	120/52 L	
Mean (mmHg)	72	69	62	67	
Location			Left Arm		
Source			Automatic Cuff		
Oxygen					
Pulse Oximetry (92-100 %)	98	98	99	99	
O2 Delivery			Mechanical Ventilation		
Oxygen Flow Rate (L/min)					
FI02 (%)			30		
End-Tidal CO2 (mmHg)	12	15	12	11	
Richmond Agitation Sedation Scale					

Lyons, Kathleen A

Facility: Queen of the Valley Hospital **Location:** Q 1 Intensive Care Unit
 61 F 07/13/1961 **Med Rec Num:** MR01483046

Room-Bed: QI007-A
Visit: QH0054940416

Vital Signs - Continued

Richmond Agitation Sedation Scale				
Intracranial Pressure				
ICP (mmHg)				

Temperature	10/29/22 05:30	10/29/22 05:45	10/29/22 06:00	10/29/22 06:15
Temperature (97.6 F-99.6 F)				
Temperature Source				
Heart Rate	93	75	102 H	89
Pulse (60-100 beats/min)				
Method		Monitor		
Respirations				
Respiratory Rate (12-20 breaths/min)	15	17	18	17
Blood Pressure				
Blood Pressure (90/60-120/80 mmHg)	139/45 H	125/49 H	147/49 H	134/43 H
Mean (mmHg)	69	66	72	64
Location			Left Arm	
Source			Automatic Cuff	
Oxygen				
Pulse Oximetry (92-100 %)	98	98	98	98
O2 Delivery			Mechanical Ventilation	
Oxygen Flow Rate (L/min)				
FI02 (%)			30	
End-Tidal CO2 (mmHg)	12	12	27	12
Richmond Agitation Sedation Scale				
Richmond Agitation Sedation Scale				
Intracranial Pressure				
ICP (mmHg)				

Temperature	10/29/22 06:30	10/29/22 06:45	10/29/22 07:00	10/29/22 07:15
-------------	-------------------	-------------------	-------------------	-------------------

Lyons, Kathleen A
Facility: Queen of the Valley Hospital **Location:** Q 1 Intensive Care Unit
 61 F 07/13/1961 **Med Rec Num:** MR01483046

Room-Bed: QI007-A
Visit: QH0054940416

Vital Signs - Continued

Temperature (97.6 F-99.6 F)				
Temperature Source				
Heart Rate				
Pulse (60-100 beats/min)	89	83	80	76
Method				
Respirations				
Respiratory Rate (12-20 breaths/min)	20	17	20	17
Blood Pressure				
Blood Pressure (90/60-120/80 mmHg)	140/52 H	142/51 H	144/48 H	131/48 H
Mean (mmHg)	81	81	80	75
Location				
Source				
Oxygen				
Pulse Oximetry (92-100 %)	98	98	99	98
O2 Delivery				
Oxygen Flow Rate (L/min)				
FI02 (%)				
End-Tidal CO2 (mmHg)	14	10	19	12
Richmond Agitation Sedation Scale				
Richmond Agitation Sedation Scale				
Intracranial Pressure				
ICP (mmHg)				
Temperature	10/29/22 07:30	10/29/22 07:45	10/29/22 08:00	10/29/22 08:15
Temperature (97.6 F-99.6 F)			98.9 F	
Temperature Source			Oral	
Heart Rate				
Pulse (60-100 beats/min)	76	71	89	77
Method				
Respirations				
Respiratory Rate (12-20 breaths/min)	15	17	22 H	17
Blood Pressure				
Blood Pressure (90/60-120/80 mmHg)	136/42 H	133/48 H	142/47 H	141/42 H
Mean (mmHg)	73	76	78	75

Lyons, Kathleen A

Facility: Queen of the Valley Hospital **Location:** Q 1 Intensive Care Unit
 61 F 07/13/1961 **Med Rec Num:** MR01483046

Room-Bed: QI007-A
Visit: QH0054940416

Vital Signs - Continued

Location					
Source					
Oxygen					
Pulse Oximetry (92-100 %)	98	98	98	99	
O2 Delivery					
Oxygen Flow Rate (L/min)					
FI02 (%)					
End-Tidal CO2 (mmHg)	11	11	12	23	
Richmond Agitation Sedation Scale					
Richmond Agitation Sedation Scale					
Intracranial Pressure					
ICP (mmHg)					

	10/29/22 08:30	10/29/22 08:45	10/29/22 09:00	10/29/22 09:15	
Temperature					
Temperature (97.6 F-99.6 F)					
Temperature Source					
Heart Rate					
Pulse (60-100 beats/min)	88	76	86	77	
Method					
Respirations					
Respiratory Rate (12-20 breaths/min)	21 H	13	25 H	20	
Blood Pressure					
Blood Pressure (90/60-120/80 mmHg)	145/47 H	136/48 H	144/46 H	148/42 H	
Mean (mmHg)	79	77	78	77	
Location					
Source					
Oxygen					
Pulse Oximetry (92-100 %)	99	99	100	99	
O2 Delivery					
Oxygen Flow Rate (L/min)					
FI02 (%)					
End-Tidal CO2 (mmHg)	19	18	17	18	
Richmond Agitation Sedation Scale					
Richmond Agitation Sedation Scale					

Lyons, Kathleen A

Facility: Queen of the Valley Hospital **Location:** Q 1 Intensive Care Unit
 61 F 07/13/1961 **Med Rec Num:** MR01483046

Room-Bed: QI007-A
Visit: QH0054940416

Vital Signs - Continued

Intracranial Pressure				
ICP (mmHg)				

	10/29/22 09:30	10/29/22 09:45	10/29/22 10:00	10/29/22 10:15
Temperature				
Temperature (97.6 F-99.6 F)				
Temperature Source				
Heart Rate				
Pulse (60-100 beats/min)	82	84	90	124 H
Method				
Respirations				
Respiratory Rate (12-20 breaths/min)	22 H	23 H	24 H	24 H
Blood Pressure				
Blood Pressure (90/60-120/80 mmHg)	142/53 H	141/44 H	158/61 H	171/55 H
Mean (mmHg)	82	76	93	93
Location				
Source				
Oxygen				
Pulse Oximetry (92-100 %)	99	98	98	98
O2 Delivery				
Oxygen Flow Rate (L/min)				
FI02 (%)				
End-Tidal CO2 (mmHg)	18	17	12	15
Richmond Agitation Sedation Scale				
Richmond Agitation Sedation Scale				
Intracranial Pressure				
ICP (mmHg)				

	10/29/22 10:30	10/29/22 10:45	10/29/22 11:00	10/29/22 11:15
Temperature				
Temperature (97.6 F-99.6 F)				
Temperature Source				

Lyons, Kathleen A

Facility: Queen of the Valley Hospital **Location:** Q 1 Intensive Care Unit
 61 F 07/13/1961 **Med Rec Num:** MR01483046

Room-Bed: QI007-A
Visit: QH0054940416

Vital Signs - Continued

Heart Rate		113 H	90	99	116 H
Pulse (60-100 beats/min)					
Method					
Respirations					
Respiratory Rate (12-20 breaths/min)		26 H	18	21 H	20
Blood Pressure					
Blood Pressure (90/60-120/80 mmHg)		154/51 H	156/52 H	158/45 H	163/43 H
Mean (mmHg)		85	86	82	71
Location					
Source					
Oxygen					
Pulse Oximetry (92-100 %)		100	98	98	98
O2 Delivery					
Oxygen Flow Rate (L/min)					
FI02 (%)					
End-Tidal CO2 (mmHg)		21	21	22	24
Richmond Agitation Sedation Scale					
Richmond Agitation Sedation Scale					
Intracranial Pressure					
ICP (mmHg)					

	10/29/22	10/29/22	10/29/22	10/29/22
	11:30	11:45	12:00	12:15
Temperature				
Temperature (97.6 F-99.6 F)			98.6 F	
Temperature Source			Oral	
Heart Rate				
Pulse (60-100 beats/min)	95	88	78	81
Method				
Respirations				
Respiratory Rate (12-20 breaths/min)	18	18	18	17
Blood Pressure				
Blood Pressure (90/60-120/80 mmHg)	149/62 H	147/48 H	117/44 L	126/50 H
Mean (mmHg)	91	81	68	75
Location				
Source				

Lyons, Kathleen A

Facility: Queen of the Valley Hospital **Location:** Q 1 Intensive Care Unit
 61 F 07/13/1961 **Med Rec Num:** MR01483046

Room-Bed: QI007-A
Visit: QH0054940416

Vital Signs - Continued

Oxygen				
Pulse Oximetry (92-100 %)	99	98	98	99
O2 Delivery				
Oxygen Flow Rate (L/min)				
FI02 (%)				
End-Tidal CO2 (mmHg)	22	12	12	12
Richmond Agitation Sedation Scale				
Richmond Agitation Sedation Scale				
Intracranial Pressure				
ICP (mmHg)				

Temperature	10/29/22 12:30	10/29/22 12:45	10/29/22 13:00	10/29/22 13:15
Temperature (97.6 F-99.6 F)				
Temperature Source				
Heart Rate				
Pulse (60-100 beats/min)	74	73	69	82
Method				
Respirations				
Respiratory Rate (12-20 breaths/min)	18	18	18	22 H
Blood Pressure				
Blood Pressure (90/60-120/80 mmHg)	121/55 H	122/49 H	132/49 H	134/50 H
Mean (mmHg)	77	73	76	78
Location				
Source				
Oxygen				
Pulse Oximetry (92-100 %)	98	99	98	99
O2 Delivery				
Oxygen Flow Rate (L/min)				
FI02 (%)				
End-Tidal CO2 (mmHg)	11	11	12	11
Richmond Agitation Sedation Scale				
Richmond Agitation Sedation Scale				
Intracranial Pressure				

Lyons, Kathleen A

Facility: Queen of the Valley Hospital **Location:** Q 1 Intensive Care Unit
 61 F 07/13/1961 **Med Rec Num:** MR01483046

Room-Bed: QI007-A
Visit: QH0054940416

Vital Signs - Continued

ICP (mmHg)

	10/29/22 13:30	10/29/22 13:45	10/29/22 13:46	10/29/22 14:00
Temperature				
Temperature (97.6 F-99.6 F)				
Temperature Source				
Heart Rate				
Pulse (60-100 beats/min)	88	72	72	90
Method				
Respirations				
Respiratory Rate (12-20 breaths/min)	21 H	18	18	19
Blood Pressure				
Blood Pressure (90/60-120/80 mmHg)	142/50 H		123/46 H	145/44 H
Mean (mmHg)	80		64	77
Location				
Source				
Oxygen				
Pulse Oximetry (92-100 %)	98	98	99	98
O2 Delivery				
Oxygen Flow Rate (L/min)				
FI02 (%)				
End-Tidal CO2 (mmHg)	23	11	12	19
Richmond Agitation Sedation Scale				
Richmond Agitation Sedation Scale				
Intracranial Pressure				
ICP (mmHg)				

	10/29/22 14:15	10/29/22 14:30	10/29/22 14:45	10/29/22 15:00
Temperature				
Temperature (97.6 F-99.6 F)				
Temperature Source				
Heart Rate				

Lyons, Kathleen A

Facility: Queen of the Valley Hospital **Location:** Q 1 Intensive Care Unit
 61 F 07/13/1961 **Med Rec Num:** MR01483046

Room-Bed: QI007-A
Visit: QH0054940416

Vital Signs - Continued

Pulse (60-100 beats/min)	72	69	65	68
Method				
Respirations				
Respiratory Rate (12-20 breaths/min)	20	17	16	17
Blood Pressure				
Blood Pressure (90/60-120/80 mmHg)	123/53 H	130/42 H	121/50 H	
Mean (mmHg)	76	71	73	
Location				
Source				
Oxygen				
Pulse Oximetry (92-100 %)	99	99	99	99
O2 Delivery				
Oxygen Flow Rate (L/min)				
FI02 (%)				
End-Tidal CO2 (mmHg)	12	15	16	13
Richmond Agitation Sedation Scale				
Richmond Agitation Sedation Scale				
Intracranial Pressure				
ICP (mmHg)				

	10/29/22 15:01	10/29/22 15:15	10/29/22 15:30	10/29/22 15:45
Temperature				
Temperature (97.6 F-99.6 F)				
Temperature Source				
Heart Rate				
Pulse (60-100 beats/min)	66	67	66	84
Method				
Respirations				
Respiratory Rate (12-20 breaths/min)	16	19	17	18
Blood Pressure				
Blood Pressure (90/60-120/80 mmHg)	123/41 H	130/40 H	124/42 H	145/49 H
Mean (mmHg)	61	70	69	81
Location				
Source				
Oxygen				

Lyons, Kathleen A
Facility: Queen of the Valley Hospital **Location:** Q 1 Intensive Care Unit
 61 F 07/13/1961 **Med Rec Num:** MR01483046

Room-Bed: QI007-A
Visit: QH0054940416

Vital Signs - Continued

Pulse Oximetry (92-100 %)	98	98	100	99
O2 Delivery				
Oxygen Flow Rate (L/min)				
FIO2 (%)				
End-Tidal CO2 (mmHg)	14	15	12	14
Richmond Agitation Sedation Scale				
Richmond Agitation Sedation Scale				
Intracranial Pressure				
ICP (mmHg)				

Temperature	10/29/22 16:00	10/29/22 16:15	10/29/22 16:30	10/29/22 16:45
Temperature (97.6 F-99.6 F)	98.8 F			
Temperature Source	Oral			
Heart Rate				
Pulse (60-100 beats/min)	72	89	108 H	65
Method				
Respirations				
Respiratory Rate (12-20 breaths/min)	18	19	27 H	17
Blood Pressure				
Blood Pressure (90/60-120/80 mmHg)	129/44 H	147/46 H	162/57 H	115/41 L
Mean (mmHg)	72	79	92	65
Location				
Source				
Oxygen				
Pulse Oximetry (92-100 %)	98	97	98	98
O2 Delivery				
Oxygen Flow Rate (L/min)				
FIO2 (%)				
End-Tidal CO2 (mmHg)	12	13	26	14
Richmond Agitation Sedation Scale				
Richmond Agitation Sedation Scale				
Intracranial Pressure				
ICP (mmHg)				

Lyons, Kathleen A

Facility: Queen of the Valley Hospital **Location:** Q 1 Intensive Care Unit
 61 F 07/13/1961 **Med Rec Num:** MR01483046

Room-Bed: QI007-A
Visit: QH0054940416

Vital Signs - Continued

	10/29/22 17:00	10/29/22 17:15	10/29/22 17:30	10/29/22 17:45
Temperature				
Temperature (97.6 F-99.6 F)				
Temperature Source				
Heart Rate				
Pulse (60-100 beats/min)	66	62	72	76
Method				
Respirations				
Respiratory Rate (12-20 breaths/min)	16	16	16	18
Blood Pressure				
Blood Pressure (90/60-120/80 mmHg)	112/45 L	113/44 L	124/49 H	126/47 H
Mean (mmHg)	67	67	74	73
Location				
Source				
Oxygen				
Pulse Oximetry (92-100 %)	99	99	99	99
O2 Delivery				
Oxygen Flow Rate (L/min)				
FI02 (%)				
End-Tidal CO2 (mmHg)	18		16	13
Richmond Agitation Sedation Scale				
Richmond Agitation Sedation Scale				
Intracranial Pressure				
ICP (mmHg)				

	10/29/22 18:00	10/29/22 18:15	10/29/22 18:30	10/29/22 18:45
Temperature				
Temperature (97.6 F-99.6 F)				
Temperature Source				
Heart Rate				
Pulse (60-100 beats/min)	79	68	73	67
Method				

Lyons, Kathleen A

Facility: Queen of the Valley Hospital **Location:** Q 1 Intensive Care Unit
 61 F 07/13/1961 **Med Rec Num:** MR01483046

Room-Bed: QI007-A
Visit: QH0054940416

Vital Signs - Continued

Respirations				
Respiratory Rate (12-20 breaths/min)	19	16	16	16
Blood Pressure				
Blood Pressure (90/60-120/80 mmHg)	134/51 H	135/51 H	131/47 H	125/44 H
Mean (mmHg)	78	79	75	71
Location				
Source				
Oxygen				
Pulse Oximetry (92-100 %)	99	99	99	99
O2 Delivery				
Oxygen Flow Rate (L/min)				
FIO2 (%)				
End-Tidal CO2 (mmHg)	13	15	14	12
Richmond Agitation Sedation Scale				
Richmond Agitation Sedation Scale				
Intracranial Pressure				
ICP (mmHg)				

Temperature				
Temperature (97.6 F-99.6 F)	10/29/22 19:00	10/29/22 19:16	10/29/22 19:30	10/29/22 19:46
Temperature Source				
Heart Rate				
Pulse (60-100 beats/min)	69	91	68	72
Method				
Respirations				
Respiratory Rate (12-20 breaths/min)	15	22 H	17	17
Blood Pressure				
Blood Pressure (90/60-120/80 mmHg)	133/44 H	144/43 H	133/41 H	132/44 H
Mean (mmHg)	73	70	71	63
Location				
Source				
Oxygen				
Pulse Oximetry (92-100 %)	99	98	99	99

Lyons, Kathleen A

Facility: Queen of the Valley Hospital **Location:** Q 1 Intensive Care Unit
 61 F 07/13/1961 **Med Rec Num:** MR01483046

Room-Bed: QI007-A
Visit: QH0054940416

Vital Signs - Continued

O2 Delivery	Mechanical Ventilation				
Oxygen Flow Rate (L/min)					
FI02 (%)	30				
End-Tidal CO2 (mmHg)	14	15		13	28
Richmond Agitation Sedation Scale					
Richmond Agitation Sedation Scale					
Intracranial Pressure					
ICP (mmHg)					

Temperature	10/29/22 20:00	10/29/22 20:16	10/29/22 20:30	10/29/22 20:46
Temperature (97.6 F-99.6 F)	99.6 F			
Temperature Source	Oral			
Heart Rate				
Pulse (60-100 beats/min)	70	75	69	71
Method				
Respirations				
Respiratory Rate (12-20 breaths/min)	17	18	16	17
Blood Pressure				
Blood Pressure (90/60-120/80 mmHg)	132/46 H	142/48 H	128/44 H	135/46 H
Mean (mmHg)	74	71	72	68
Location				
Source				
Oxygen				
Pulse Oximetry (92-100 %)	99	98	98	99
O2 Delivery				
Oxygen Flow Rate (L/min)				
FI02 (%)	30			
End-Tidal CO2 (mmHg)	28	27	28	28
Richmond Agitation Sedation Scale				
Richmond Agitation Sedation Scale				
Intracranial Pressure				

Lyons, Kathleen A

Facility: Queen of the Valley Hospital **Location:** Q 1 Intensive Care Unit
 61 F 07/13/1961 **Med Rec Num:** MR01483046

Room-Bed: QI007-A
Visit: QH0054940416

Vital Signs - Continued

ICP (mmHg) 5

Temperature	10/29/22 21:00	10/29/22 21:03	10/29/22 21:17	10/29/22 21:32
Temperature (97.6 F-99.6 F)				
Temperature Source				
Heart Rate				
Pulse (60-100 beats/min)	83	78	67	73
Method				
Respirations				
Respiratory Rate (12-20 breaths/min)	17	16	16	17
Blood Pressure				
Blood Pressure (90/60-120/80 mmHg)	144/57 H	140/42 H	131/43 H	128/50 H
Mean (mmHg)	86	68	64	68
Location				
Source				
Oxygen				
Pulse Oximetry (92-100 %)	98	98	99	99
O2 Delivery				
	Mechanical Ventilation			
Oxygen Flow Rate (L/min)				
FI02 (%)	30			
End-Tidal CO2 (mmHg)	26	27	28	28
Richmond Agitation Sedation Scale				
Richmond Agitation Sedation Scale				
Intracranial Pressure				
ICP (mmHg)	5			

Temperature	10/29/22 21:47	10/29/22 22:00	10/29/22 22:16	10/29/22 22:27
Temperature (97.6 F-99.6 F)				
Temperature Source				

Lyons, Kathleen A

Facility: Queen of the Valley Hospital **Location:** Q 1 Intensive Care Unit
 61 F 07/13/1961 **Med Rec Num:** MR01483046

Room-Bed: QI007-A
Visit: QH0054940416

Vital Signs - Continued

Heart Rate				
Pulse (60-100 beats/min)	65	67	82	66
Method				
Respirations				
Respiratory Rate (12-20 breaths/min)	16	16	20	16
Blood Pressure				
Blood Pressure (90/60-120/80 mmHg)	134/48 H	127/45 H	147/58 H	135/43 H
Mean (mmHg)	68	72	78	63
Location				
Source				
Oxygen				
Pulse Oximetry (92-100 %)	98	99	97	98
O2 Delivery		Mechanical Ventilation		
Oxygen Flow Rate (L/min)				
FI02 (%)		30		
End-Tidal CO2 (mmHg)	29	28	28	28
Richmond Agitation Sedation Scale				
Richmond Agitation Sedation Scale				
Intracranial Pressure				
ICP (mmHg)		4		

Temperature				
Temperature (97.6 F-99.6 F)	10/29/22 22:31	10/29/22 22:46	10/29/22 23:00	10/29/22 23:15
Temperature Source				
Heart Rate				
Pulse (60-100 beats/min)	69	99	97	81
Method				
Respirations				
Respiratory Rate (12-20 breaths/min)	16	19	19	20
Blood Pressure				
Blood Pressure (90/60-120/80 mmHg)	147/45 H	146/50 H	161/66 H	131/47 H
Mean (mmHg)	69	73	97	75
Location				

Lyons, Kathleen A

Facility: Queen of the Valley Hospital **Location:** Q 1 Intensive Care Unit
 61 F 07/13/1961 **Med Rec Num:** MR01483046

Room-Bed: QI007-A
Visit: QH0054940416

Vital Signs - Continued

Source				
Oxygen				
Pulse Oximetry (92-100 %)	98	98	97	97
O2 Delivery				
Oxygen Flow Rate (L/min)				
FIO2 (%)				
End-Tidal CO2 (mmHg)	28	23	30	30
Richmond Agitation Sedation Scale				
Richmond Agitation Sedation Scale				
Intracranial Pressure				
ICP (mmHg)				

Temperature	10/29/22 23:31	10/29/22 23:46	10/30/22 00:00	10/30/22 00:15
Temperature (97.6 F-99.6 F)			98.9 F	
Temperature Source			Oral	
Heart Rate				
Pulse (60-100 beats/min)	80	72	87	78
Method				
Respirations				
Respiratory Rate (12-20 breaths/min)	16	18	16	19
Blood Pressure				
Blood Pressure (90/60-120/80 mmHg)	129/61 H	131/49 H	146/47 H	146/46 H
Mean (mmHg)	75	69	80	79
Location				
Source				
Oxygen				
Pulse Oximetry (92-100 %)	98	97	98	98
O2 Delivery			Mechanical Ventilation	
Oxygen Flow Rate (L/min)				
FIO2 (%)			30	
End-Tidal CO2 (mmHg)	32	33	33	31
Richmond Agitation Sedation Scale				
Richmond Agitation Sedation Scale				

Lyons, Kathleen A

Facility: Queen of the Valley Hospital **Location:** Q 1 Intensive Care Unit
 61 F 07/13/1961 **Med Rec Num:** MR01483046

Room-Bed: QI007-A
Visit: QH0054940416

Vital Signs - Continued

Intracranial Pressure				
ICP (mmHg)				

Temperature	10/30/22 00:31	10/30/22 00:46	10/30/22 01:00	10/30/22 01:16
Temperature (97.6 F-99.6 F)				
Temperature Source				
Heart Rate				
Pulse (60-100 beats/min)	71	69	72	69
Method				
Respirations				
Respiratory Rate (12-20 breaths/min)	15	16	16	16
Blood Pressure				
Blood Pressure (90/60-120/80 mmHg)	138/45 H	134/45 H	135/46 H	126/43 H
Mean (mmHg)	65	64	75	63
Location				
Source				
Oxygen				
Pulse Oximetry (92-100 %)	98	98	98	97
O2 Delivery			Mechanical Ventilation	
Oxygen Flow Rate (L/min)				
FI02 (%)			30	
End-Tidal CO2 (mmHg)	30	31	31	31
Richmond Agitation Sedation Scale				
Richmond Agitation Sedation Scale				
Intracranial Pressure				
ICP (mmHg)			3	

Temperature	10/30/22 01:31	10/30/22 01:46	10/30/22 02:00	10/30/22 02:15
Temperature (97.6 F-99.6 F)				

Lyons, Kathleen A

Facility: Queen of the Valley Hospital **Location:** Q 1 Intensive Care Unit
 61 F 07/13/1961 **Med Rec Num:** MR01483046

Room-Bed: QI007-A
Visit: QH0054940416

Vital Signs - Continued

Temperature Source					
Heart Rate					
Pulse (60-100 beats/min)	70	69	72	69	
Method					
Respirations					
Respiratory Rate (12-20 breaths/min)	16	16	16	16	
Blood Pressure					
Blood Pressure (90/60-120/80 mmHg)	134/48 H	130/45 H	130/48 H	134/60 H	
Mean (mmHg)	68	66	75	84	
Location					
Source					
Oxygen					
Pulse Oximetry (92-100 %)	98	98	99	99	
O2 Delivery			Mechanical Ventilation		
Oxygen Flow Rate (L/min)					
FI02 (%)			30		
End-Tidal CO2 (mmHg)	32	32	31	31	
Richmond Agitation Sedation Scale					
Richmond Agitation Sedation Scale					
Intracranial Pressure					
ICP (mmHg)			2		
Temperature					
Temperature (97.6 F-99.6 F)	10/30/22 02:31	10/30/22 02:34	10/30/22 02:46	10/30/22 03:00	
Temperature Source					
Heart Rate					
Pulse (60-100 beats/min)	89	87	71	73	
Method					
Respirations					
Respiratory Rate (12-20 breaths/min)	17	19	16	17	
Blood Pressure					
Blood Pressure (90/60-120/80 mmHg)	148/56 H	160/53 H	139/45 H	139/48 H	
Mean (mmHg)	78	78	65	78	

Lyons, Kathleen A

Facility: Queen of the Valley Hospital **Location:** Q 1 Intensive Care Unit
 61 F 07/13/1961 **Med Rec Num:** MR01483046

Room-Bed: QI007-A
Visit: QH0054940416

Vital Signs - Continued

Location					
Source					
Oxygen					
Pulse Oximetry (92-100 %)	98	98	98	98	
O2 Delivery					Mechanical Ventilation
Oxygen Flow Rate (L/min)					
FI02 (%)					30
End-Tidal CO2 (mmHg)	32	33	32	32	
Richmond Agitation Sedation Scale					
Richmond Agitation Sedation Scale					
Intracranial Pressure					
ICP (mmHg)					3

Temperature	10/30/22 03:16	10/30/22 03:31	10/30/22 03:46	10/30/22 04:00	
Temperature (97.6 F-99.6 F)				98.7 F	
Temperature Source				Oral	
Heart Rate					
Pulse (60-100 beats/min)	68	79	71	67	
Method					
Respirations					
Respiratory Rate (12-20 breaths/min)	16	18	16	16	
Blood Pressure					
Blood Pressure (90/60-120/80 mmHg)	129/49 H	133/43 H	133/45 H	118/45 L	
Mean (mmHg)	66	63	67	69	
Location					
Source					
Oxygen					
Pulse Oximetry (92-100 %)	98	98	98	98	
O2 Delivery					Mechanical Ventilation
Oxygen Flow Rate (L/min)					
FI02 (%)					30
End-Tidal CO2 (mmHg)	32	32	33	31	

Lyons, Kathleen A

Facility: Queen of the Valley Hospital **Location:** Q 1 Intensive Care Unit
 61 F 07/13/1961 **Med Rec Num:** MR01483046

Room-Bed: QI007-A
Visit: QH0054940416

Vital Signs - Continued

Richmond Agitation Sedation Scale				
Richmond Agitation Sedation Scale				
Intracranial Pressure				
ICP (mmHg)				4

Temperature	10/30/22 04:16	10/30/22 04:31	10/30/22 04:46	10/30/22 05:00
Temperature (97.6 F-99.6 F)				
Temperature Source				
Heart Rate				
Pulse (60-100 beats/min)	97	86	79	67
Method				
Respirations				
Respiratory Rate (12-20 breaths/min)	25 H	16	16	17
Blood Pressure				
Blood Pressure (90/60-120/80 mmHg)	126/62 H	127/48 H	126/63 H	110/48 L
Mean (mmHg)	79	66	77	68
Location				
Source				
Oxygen				
Pulse Oximetry (92-100 %)	98	99	98	99
O2 Delivery				Mechanical Ventilation
Oxygen Flow Rate (L/min)				
FI02 (%)				30
End-Tidal CO2 (mmHg)	31	32	33	30
Richmond Agitation Sedation Scale				
Richmond Agitation Sedation Scale				
Intracranial Pressure				
ICP (mmHg)				4

Lyons, Kathleen A

Facility: Queen of the Valley Hospital **Location:** Q 1 Intensive Care Unit
 61 F 07/13/1961 **Med Rec Num:** MR01483046

Room-Bed: QI007-A
Visit: QH0054940416

Vital Signs - Continued

	10/30/22 05:16	10/30/22 05:31	10/30/22 05:46	10/30/22 06:00
Temperature				
Temperature (97.6 F-99.6 F)				
Temperature Source				
Heart Rate				
Pulse (60-100 beats/min)	67	76	84	78
Method				
Respirations				
Respiratory Rate (12-20 breaths/min)	16	18	16	17
Blood Pressure				
Blood Pressure (90/60-120/80 mmHg)	123/51 H	142/57 H	138/50 H	139/50 H
Mean (mmHg)	67	77	70	79
Location				
Source				
Oxygen				
Pulse Oximetry (92-100 %)	99	98	99	98
O2 Delivery				Mechanical Ventilation
Oxygen Flow Rate (L/min)				
FI02 (%)				30
End-Tidal CO2 (mmHg)	32	33	32	33
Richmond Agitation Sedation Scale				
Richmond Agitation Sedation Scale				
Intracranial Pressure				
ICP (mmHg)				4

	10/30/22 06:16	10/30/22 06:31	10/30/22 06:46	10/30/22 07:00
Temperature				
Temperature (97.6 F-99.6 F)				
Temperature Source				
Heart Rate				
Pulse (60-100 beats/min)	74	81	73	71

Lyons, Kathleen A

Facility: Queen of the Valley Hospital **Location:** Q 1 Intensive Care Unit
 61 F 07/13/1961 **Med Rec Num:** MR01483046

Room-Bed: QI007-A
Visit: QH0054940416

Vital Signs - Continued

Method					
Respirations					
Respiratory Rate (12-20 breaths/min)	18	16	17	16	
Blood Pressure					
Blood Pressure (90/60-120/80 mmHg)	130/56 H	123/51 H	139/45 H	124/53 H	
Mean (mmHg)	72	67	66	76	
Location					
Source					
Oxygen					
Pulse Oximetry (92-100 %)	98	98	98	98	
O2 Delivery					Mechanical Ventilation
Oxygen Flow Rate (L/min)					
FI02 (%)					30
End-Tidal CO2 (mmHg)	32	32	32	32	32
Richmond Agitation Sedation Scale					
Richmond Agitation Sedation Scale					
Intracranial Pressure					
ICP (mmHg)					6

	10/30/22 07:15	10/30/22 07:30	10/30/22 07:45	10/30/22 08:00	
Temperature					
Temperature (97.6 F-99.6 F)				97.9 F	
Temperature Source				Oral	
Heart Rate					
Pulse (60-100 beats/min)	78	72	72	70	
Method					
Respirations					
Respiratory Rate (12-20 breaths/min)	18	16	14	16	
Blood Pressure					
Blood Pressure (90/60-120/80 mmHg)	127/53 H	119/51 L	119/49 L	132/46 H	
Mean (mmHg)	77	73	72	74	
Location					
Source					
Oxygen					

Lyons, Kathleen A
Facility: Queen of the Valley Hospital **Location:** Q 1 Intensive Care Unit
 61 F 07/13/1961 **Med Rec Num:** MR01483046

Room-Bed: QI007-A
Visit: QH0054940416

Vital Signs - Continued

Pulse Oximetry (92-100 %)	98	98	98	97
O2 Delivery				
Oxygen Flow Rate (L/min)				
FIO2 (%)				
End-Tidal CO2 (mmHg)	31	30	32	33
Richmond Agitation Sedation Scale				
Richmond Agitation Sedation Scale				
Intracranial Pressure				
ICP (mmHg)				

Temperature	10/30/22 08:15	10/30/22 08:30	10/30/22 08:45	10/30/22 09:00
Temperature (97.6 F-99.6 F)				
Temperature Source				
Heart Rate				
Pulse (60-100 beats/min)	82	73	82	67
Method				
Respirations				
Respiratory Rate (12-20 breaths/min)	16	17	17	16
Blood Pressure				
Blood Pressure (90/60-120/80 mmHg)	138/87 H 104	134/51 H 78	143/70 H 94	117/61 79
Location				
Source				
Oxygen				
Pulse Oximetry (92-100 %)	97	98	98	98
O2 Delivery				
Oxygen Flow Rate (L/min)				
FIO2 (%)				
End-Tidal CO2 (mmHg)	40	32	33	30
Richmond Agitation Sedation Scale				
Richmond Agitation Sedation Scale				
Intracranial Pressure				
ICP (mmHg)				

Lyons, Kathleen A

Facility: Queen of the Valley Hospital **Location:** Q 1 Intensive Care Unit
 61 F 07/13/1961 **Med Rec Num:** MR01483046

Room-Bed: QI007-A
Visit: QH0054940416

Vital Signs - Continued

	10/30/22 09:15	10/30/22 09:30	10/30/22 09:45	10/30/22 10:00
Temperature				
Temperature (97.6 F-99.6 F)				
Temperature Source				
Heart Rate				
Pulse (60-100 beats/min)	62	63	61	63
Method				
Respirations				
Respiratory Rate (12-20 breaths/min)	16	16	16	16
Blood Pressure				
Blood Pressure (90/60-120/80 mmHg)	112/56 L	118/49 L	112/48 L	115/52 L
Mean (mmHg)	74	72	69	73
Location				
Source				
Oxygen				
Pulse Oximetry (92-100 %)	99	99	99	99
O2 Delivery				
Oxygen Flow Rate (L/min)				
FI02 (%)				
End-Tidal CO2 (mmHg)	31	31	31	27
Richmond Agitation Sedation Scale				
Richmond Agitation Sedation Scale				
Intracranial Pressure				
ICP (mmHg)				

	10/30/22 10:15	10/30/22 10:30	10/30/22 10:45	10/30/22 11:00
Temperature				
Temperature (97.6 F-99.6 F)				
Temperature Source				
Heart Rate				
Pulse (60-100 beats/min)	63	62	67	67
Method				

Lyons, Kathleen A

Facility: Queen of the Valley Hospital **Location:** Q 1 Intensive Care Unit
 61 F 07/13/1961 **Med Rec Num:** MR01483046

Room-Bed: QI007-A
Visit: QH0054940416

Vital Signs - Continued

Respirations				
Respiratory Rate (12-20 breaths/min)	16	16	16	16
Blood Pressure				
Blood Pressure (90/60-120/80 mmHg)	111/50 L	117/49 L	122/51 H	127/47 H
Mean (mmHg)	70	71	74	73
Location				
Source				
Oxygen				
Pulse Oximetry (92-100 %)	99	99	100	100
O2 Delivery				
Oxygen Flow Rate (L/min)				
FIO2 (%)				
End-Tidal CO2 (mmHg)	30	30	31	32
Richmond Agitation Sedation Scale				
Richmond Agitation Sedation Scale				
Intracranial Pressure				
ICP (mmHg)				

Temperature	10/30/22	10/30/22	10/30/22	10/30/22
Temperature (97.6 F-99.6 F)	11.15	11.30	11.45	12.00
Temperature Source				Oral
Heart Rate				
Pulse (60-100 beats/min)	64	72	68	66
Method				
Respirations				
Respiratory Rate (12-20 breaths/min)	16	17	16	16
Blood Pressure				
Blood Pressure (90/60-120/80 mmHg)	119/52 L	137/52 H	141/52 H	128/52 H
Mean (mmHg)	74	80	81	77
Location				
Source				
Oxygen				
Pulse Oximetry (92-100 %)	100	98	99	99
O2 Delivery				

Lyons, Kathleen A

Facility: Queen of the Valley Hospital **Location:** Q 1 Intensive Care Unit
 61 F 07/13/1961 **Med Rec Num:** MR01483046

Room-Bed: QI007-A
Visit: QH0054940416

Vital Signs - Continued

Oxygen Flow Rate (L/min)				
FI02 (%)				
End-Tidal CO2 (mmHg)	30	34	33	31
Richmond Agitation Sedation Scale				
Richmond Agitation Sedation Scale				
Intracranial Pressure				
ICP (mmHg)				

	10/30/22 12:15	10/30/22 12:19	10/30/22 12:30	10/30/22 12:45
Temperature				
Temperature (97.6 F-99.6 F)				
Temperature Source				
Heart Rate				
Pulse (60-100 beats/min)	95	82	91	73
Method				
Respirations				
Respiratory Rate (12-20 breaths/min)	18	20	17	17
Blood Pressure				
Blood Pressure (90/60-120/80 mmHg)	152/55 H	160/59 H	150/57 H	131/60 H
Mean (mmHg)	87	83	88	83
Location				
Source				
Oxygen				
Pulse Oximetry (92-100 %)	99	98	99	99
O2 Delivery				
Oxygen Flow Rate (L/min)				
FI02 (%)				
End-Tidal CO2 (mmHg)	33	33	31	33
Richmond Agitation Sedation Scale				
Richmond Agitation Sedation Scale				
Intracranial Pressure				
ICP (mmHg)				

Lyons, Kathleen A

Facility: Queen of the Valley Hospital **Location:** Q 1 Intensive Care Unit
 61 F 07/13/1961 **Med Rec Num:** MR01483046

Room-Bed: QI007-A
Visit: QH0054940416

Vital Signs - Continued

	10/30/22 13:00	10/30/22 13:15	10/30/22 13:30	10/30/22 13:45
Temperature				
Temperature (97.6 F-99.6 F)				
Temperature Source				
Heart Rate				
Pulse (60-100 beats/min)	72	66	66	64
Method				
Respirations				
Respiratory Rate (12-20 breaths/min)	16	16	16	16
Blood Pressure				
Blood Pressure (90/60-120/80 mmHg)	130/47 H	115/43 L	118/53 L	116/45 L
Mean (mmHg)	74	67	74	68
Location				
Source				
Oxygen				
Pulse Oximetry (92-100 %)	99	99	99	99
O2 Delivery				
Oxygen Flow Rate (L/min)				
FI02 (%)				
End-Tidal CO2 (mmHg)	33	31	31	31
Richmond Agitation Sedation Scale				
Richmond Agitation Sedation Scale				
Intracranial Pressure				
ICP (mmHg)				

	10/30/22 14:00	10/30/22 14:15	10/30/22 14:30	10/30/22 14:45
Temperature				
Temperature (97.6 F-99.6 F)				
Temperature Source				
Heart Rate				
Pulse (60-100 beats/min)	63	62	72	65
Method				

Lyons, Kathleen A

Facility: Queen of the Valley Hospital **Location:** Q 1 Intensive Care Unit
 61 F 07/13/1961 **Med Rec Num:** MR01483046

Room-Bed: QI007-A
Visit: QH0054940416

Vital Signs - Continued

Respirations				
Respiratory Rate (12-20 breaths/min)	16	16	16	16
Blood Pressure				
Blood Pressure (90/60-120/80 mmHg)	111/45 L 67	109/48 L 68	123/52 H 75	114/49 L 70
Location				
Source				
Oxygen				
Pulse Oximetry (92-100 %)	99	99	99	98
O2 Delivery				
Oxygen Flow Rate (L/min)				
FIO2 (%)				
End-Tidal CO2 (mmHg)	32	30	31	32
Richmond Agitation Sedation Scale				
Richmond Agitation Sedation Scale				
Intracranial Pressure				
ICP (mmHg)				

Temperature	10/30/22 15:00	10/30/22 15:15	10/30/22 15:30	10/30/22 15:45
Temperature (97.6 F-99.6 F)				
Temperature Source				
Heart Rate				
Pulse (60-100 beats/min)	63	70	62	61
Method				
Respirations				
Respiratory Rate (12-20 breaths/min)	16	19	16	16
Blood Pressure				
Blood Pressure (90/60-120/80 mmHg)	114/47 L 69	117/52 L 73	119/48 L 71	114/47 L 69
Location				
Source				
Oxygen				
Pulse Oximetry (92-100 %)	98	98	98	98
O2 Delivery				

Lyons, Kathleen A
Facility: Queen of the Valley Hospital **Location:** Q 1 Intensive Care Unit
 61 F 07/13/1961 **Med Rec Num:** MR01483046

Room-Bed: QI007-A
Visit: QH0054940416

Vital Signs - Continued

Oxygen Flow Rate (L/min)				
FI02 (%)				
End-Tidal CO2 (mmHg)	30	31	31	31
Richmond Agitation Sedation Scale				
Richmond Agitation Sedation Scale				
Intracranial Pressure				
ICP (mmHg)				

	10/30/22 16:00	10/30/22 16:15	10/30/22 16:30	10/30/22 16:45
Temperature				
Temperature (97.6 F-99.6 F)	98.0 F			
Temperature Source	Oral			
Heart Rate				
Pulse (60-100 beats/min)	60	60	58 L	64
Method				
Respirations				
Respiratory Rate (12-20 breaths/min)	16	16	16	17
Blood Pressure				
Blood Pressure (90/60-120/80 mmHg)	116/50 L	120/48 L	114/47 L	119/54 L
Mean (mmHg)	72	72	69	75
Location				
Source				
Oxygen				
Pulse Oximetry (92-100 %)	99	99	99	98
O2 Delivery				
Oxygen Flow Rate (L/min)				
FI02 (%)				
End-Tidal CO2 (mmHg)	30	30	23	30
Richmond Agitation Sedation Scale				
Richmond Agitation Sedation Scale				
Intracranial Pressure				
ICP (mmHg)				

Lyons, Kathleen A

Facility: Queen of the Valley Hospital **Location:** Q 1 Intensive Care Unit
 61 F 07/13/1961 **Med Rec Num:** MR01483046

Room-Bed: QI007-A
Visit: QH0054940416

Vital Signs - Continued

	10/30/22 17:00	10/30/22 17:15	10/30/22 17:30	10/30/22 17:45
Temperature				
Temperature (97.6 F-99.6 F)				
Temperature Source				
Heart Rate				
Pulse (60-100 beats/min)	70	68	63	63
Method				
Respirations				
Respiratory Rate (12-20 breaths/min)	16	16	16	16
Blood Pressure				
Blood Pressure (90/60-120/80 mmHg)	132/58 H	116/54 L	114/58 L	113/45 L
Mean (mmHg)	82	74	76	67
Location				
Source				
Oxygen				
Pulse Oximetry (92-100 %)	97	98	98	98
O2 Delivery				
Oxygen Flow Rate (L/min)				
FI02 (%)				
End-Tidal CO2 (mmHg)	30	30	32	33
Richmond Agitation Sedation Scale				
Richmond Agitation Sedation Scale				
Intracranial Pressure				
ICP (mmHg)				

	10/30/22 18:00	10/30/22 18:15	10/30/22 18:31	10/30/22 18:46
Temperature				
Temperature (97.6 F-99.6 F)				
Temperature Source				
Heart Rate				
Pulse (60-100 beats/min)	70	79	62	62
Method				

Lyons, Kathleen A

Facility: Queen of the Valley Hospital **Location:** Q 1 Intensive Care Unit
 61 F 07/13/1961 **Med Rec Num:** MR01483046

Room-Bed: QI007-A
Visit: QH0054940416

Vital Signs - Continued

Respirations				
Respiratory Rate (12-20 breaths/min)	14	17	16	16
Blood Pressure				
Blood Pressure (90/60-120/80 mmHg)	128/46 H	122/84 H	117/44 L	118/49 L
Mean (mmHg)	73	96	61	63
Location				
Source				
Oxygen				
Pulse Oximetry (92-100 %)	100	100	100	99
O2 Delivery				
Oxygen Flow Rate (L/min)				
FIO2 (%)				
End-Tidal CO2 (mmHg)	32	33	32	31
Richmond Agitation Sedation Scale				
Richmond Agitation Sedation Scale				
Intracranial Pressure				
ICP (mmHg)				

Temperature				
Temperature (97.6 F-99.6 F)	10/30/22 19:00	10/30/22 19:16	10/30/22 19:31	10/30/22 19:46
Temperature Source				
Heart Rate				
Pulse (60-100 beats/min)	68	63	61	81
Method				
Respirations				
Respiratory Rate (12-20 breaths/min)	18	16	16	16
Blood Pressure				
Blood Pressure (90/60-120/80 mmHg)	132/49 H	118/46 L	115/50 L	133/59 H
Mean (mmHg)	76	64	65	75
Location				
Source				
Oxygen				
Pulse Oximetry (92-100 %)	99	99	100	99

Lyons, Kathleen A

Facility: Queen of the Valley Hospital **Location:** Q 1 Intensive Care Unit
 61 F 07/13/1961 **Med Rec Num:** MR01483046

Room-Bed: QI007-A
Visit: QH0054940416

Vital Signs - Continued

O2 Delivery	Mechanical Ventilation				
Oxygen Flow Rate (L/min)					
FI02 (%)	30				
End-Tidal CO2 (mmHg)	33	31		31	30
Richmond Agitation Sedation Scale					
Richmond Agitation Sedation Scale					
Intracranial Pressure					
ICP (mmHg)					

Temperature	10/30/22 20:00	10/30/22 20:18	10/30/22 20:31	10/30/22 20:46
Temperature (97.6 F-99.6 F)	98.9 F			
Temperature Source	Oral			
Heart Rate				
Pulse (60-100 beats/min)	64	66	61	61
Method				
Respirations				
Respiratory Rate (12-20 breaths/min)	15	16	16	16
Blood Pressure				
Blood Pressure (90/60-120/80 mmHg)	125/47 H	132/56 H	120/48 L	125/53 H
Mean (mmHg)	73	71	66	69
Location				
Source				
Oxygen				
Pulse Oximetry (92-100 %)	99	99	100	100
O2 Delivery				
Oxygen Flow Rate (L/min)				
FI02 (%)	30			
End-Tidal CO2 (mmHg)	31	34	30	27
Richmond Agitation Sedation Scale				
Richmond Agitation Sedation Scale				
Intracranial Pressure				
ICP (mmHg)	2			

Lyons, Kathleen A

Facility: Queen of the Valley Hospital **Location:** Q 1 Intensive Care Unit
 61 F 07/13/1961 **Med Rec Num:** MR01483046

Room-Bed: QI007-A
Visit: QH0054940416

Vital Signs - Continued

	10/30/22 21:00	10/30/22 21:16	10/30/22 21:31	10/30/22 21:46
Temperature				
Temperature (97.6 F-99.6 F)				
Temperature Source				
Heart Rate				
Pulse (60-100 beats/min)	75	65	77	73
Method				
Respirations				
Respiratory Rate (12-20 breaths/min)	16	16	18	16
Blood Pressure				
Blood Pressure (90/60-120/80 mmHg)	143/54 H	135/45 H	143/52 H	121/48 H
Mean (mmHg)	83	67	75	66
Location				
Source				
Oxygen				
Pulse Oximetry (92-100 %)	98	99	99	99
O2 Delivery				
	Mechanical Ventilation			
Oxygen Flow Rate (L/min)				
FI02 (%)	30			
End-Tidal CO2 (mmHg)	34	34	34	36
Richmond Agitation Sedation Scale				
Richmond Agitation Sedation Scale				
Intracranial Pressure				
ICP (mmHg)	5			

	10/30/22 22:00	10/30/22 22:16	10/30/22 22:31	10/30/22 22:46
Temperature				
Temperature (97.6 F-99.6 F)				
Temperature Source				
Heart Rate				
Pulse (60-100 beats/min)	67	67	64	59 L

Lyons, Kathleen A

Facility: Queen of the Valley Hospital **Location:** Q 1 Intensive Care Unit
 61 F 07/13/1961 **Med Rec Num:** MR01483046

Room-Bed: QI007-A
Visit: QH0054940416

Vital Signs - Continued

Method					
Respirations					
Respiratory Rate (12-20 breaths/min)	16	16	16	16	
Blood Pressure					
Blood Pressure (90/60-120/80 mmHg)	111/48 L	120/59 L	133/55 H	114/54 L	
Mean (mmHg)	69	72	74	66	
Location					
Source					
Oxygen					
Pulse Oximetry (92-100 %)	99	99	99	100	
O2 Delivery					
	Mechanical Ventilation				
Oxygen Flow Rate (L/min)					
FI02 (%)	30				
End-Tidal CO2 (mmHg)	32	32	35	31	
Richmond Agitation Sedation Scale					
Richmond Agitation Sedation Scale					
Intracranial Pressure					
ICP (mmHg)	3				
Temperature					
Temperature (97.6 F-99.6 F)	10/30/22 23:00	10/30/22 23:16	10/30/22 23:31	10/30/22 23:46	
Temperature Source					
Heart Rate					
Pulse (60-100 beats/min)	60	65	68	62	
Method					
Respirations					
Respiratory Rate (12-20 breaths/min)	16	18	16	16	
Blood Pressure					
Blood Pressure (90/60-120/80 mmHg)	117/50 L	116/47 L	129/61 H	133/52 H	
Mean (mmHg)	65	64	75	67	
Location					
Source					
Oxygen					

Lyons, Kathleen A

Facility: Queen of the Valley Hospital **Location:** Q 1 Intensive Care Unit
 61 F 07/13/1961 **Med Rec Num:** MR01483046

Room-Bed: QI007-A
Visit: QH0054940416

Vital Signs - Continued

Pulse Oximetry (92-100 %)	99	100	99	100
O2 Delivery	Mechanical Ventilation			
Oxygen Flow Rate (L/min)	30			
FI02 (%)	32	33	35	33
End-Tidal CO2 (mmHg)				
Richmond Agitation Sedation Scale				
Richmond Agitation Sedation Scale				
Intracranial Pressure				
ICP (mmHg)	5			

Temperature	10/31/22 00:00	10/31/22 00:16	10/31/22 00:31	10/31/22 00:46
Temperature (97.6 F-99.6 F)	98.9 F			
Temperature Source	Oral			
Heart Rate				
Pulse (60-100 beats/min)	67	61	61	62
Method				
Respirations				
Respiratory Rate (12-20 breaths/min)	16	16	16	17
Blood Pressure				
Blood Pressure (90/60-120/80 mmHg)	136/52 H	127/50 H	119/54 L	123/49 H
Mean (mmHg)	71	67	67	67
Location				
Source				
Oxygen				
Pulse Oximetry (92-100 %)	99	100	100	100
O2 Delivery	Mechanical Ventilation			
Oxygen Flow Rate (L/min)	30			
FI02 (%)	35	35	32	32
End-Tidal CO2 (mmHg)				
Richmond Agitation Sedation Scale				
Richmond Agitation Sedation Scale				
Intracranial Pressure				

Lyons Kathleen A

Facility: Queen of the Valley Hospital **Location:** Q 1 Intensive Care Unit
 61 F 07/13/1961 **Med Rec Num:** MR01483046

Room-Bed: QI007-A
Visit: QH0054940416

Vital Signs - Continued

ICP (mmHg) 7

Temperature	10/31/22 01:00	10/31/22 01:16	10/31/22 01:31	10/31/22 01:46
Temperature (97.6 F-99.6 F)				
Temperature Source				
Heart Rate				
Pulse (60-100 beats/min)	63	63	63	69
Method				
Respirations				
Respiratory Rate (12-20 breaths/min)	16	16	16	16
Blood Pressure				
Blood Pressure (90/60-120/80 mmHg)	121/51 H	118/47 L	119/48 L	131/57 H
Mean (mmHg)	67	64	64	74
Location				
Source				
Oxygen				
Pulse Oximetry (92-100 %)	100	100	100	99
O2 Delivery				
Oxygen Flow Rate (L/min)				
FI02 (%)	30			
End-Tidal CO2 (mmHg)	33	31	33	33
Richmond Agitation Sedation Scale				
Richmond Agitation Sedation Scale				
Intracranial Pressure				
ICP (mmHg)	6			

Temperature	10/31/22 02:00	10/31/22 02:16	10/31/22 02:31	10/31/22 02:46
Temperature (97.6 F-99.6 F)				
Temperature Source				

Lyons, Kathleen A

Facility: Queen of the Valley Hospital **Location:** Q 1 Intensive Care Unit
 61 F 07/13/1961 **Med Rec Num:** MR01483046

Room-Bed: QI007-A
Visit: QH0054940416

Vital Signs - Continued

Heart Rate				
Pulse (60-100 beats/min)	62	71	68	73
Method				
Respirations				
Respiratory Rate (12-20 breaths/min)	16	16	16	17
Blood Pressure				
Blood Pressure (90/60-120/80 mmHg)	113/61	134/61 H	125/57 H	142/54 H
Mean (mmHg)	73	79	73	76
Location				
Source				
Oxygen				
Pulse Oximetry (92-100 %)	100	98	99	99
O2 Delivery				
Oxygen Flow Rate (L/min)				
FI02 (%)	30			
End-Tidal CO2 (mmHg)	30	37	33	33
Richmond Agitation Sedation Scale				
Richmond Agitation Sedation Scale				
Intracranial Pressure				
ICP (mmHg)	2			

Temperature				
Temperature (97.6 F-99.6 F)	10/31/22 03:00	10/31/22 03:16	10/31/22 03:31	10/31/22 03:46
Temperature Source				
Heart Rate				
Pulse (60-100 beats/min)	64	68	65	85
Method				
Respirations				
Respiratory Rate (12-20 breaths/min)	16	16	16	16
Blood Pressure				
Blood Pressure (90/60-120/80 mmHg)	126/52 H	128/57 H	129/51 H	136/53 H
Mean (mmHg)	68	75	67	73
Location				

Lyons, Kathleen A

Facility: Queen of the Valley Hospital **Location:** Q 1 Intensive Care Unit
 61 F 07/13/1961 **Med Rec Num:** MR01483046

Room-Bed: QI007-A
Visit: QH0054940416

Vital Signs - Continued

Source				
Oxygen				
Pulse Oximetry (92-100 %)	99	99	99	98
O2 Delivery	Mechanical Ventilation			
Oxygen Flow Rate (L/min)				
FI02 (%)	30			
End-Tidal CO2 (mmHg)	32	28	32	33
Richmond Agitation Sedation Scale				
Richmond Agitation Sedation Scale				
Intracranial Pressure				
ICP (mmHg)	6			

Temperature	10/31/22 04:00	10/31/22 04:16	10/31/22 04:31	10/31/22 04:46
Temperature (97.6 F-99.6 F)	98.7 F			
Temperature Source	Oral			
Heart Rate				
Pulse (60-100 beats/min)	100	78	93	84
Method				
Respirations				
Respiratory Rate (12-20 breaths/min)	16	16	19	17
Blood Pressure				
Blood Pressure (90/60-120/80 mmHg)	126/51 H	144/56 H	130/43 H	131/77 H
Mean (mmHg)	67	85	72	90
Location				
Source				
Oxygen				
Pulse Oximetry (92-100 %)	100	99	99	99
O2 Delivery	Mechanical Ventilation			
Oxygen Flow Rate (L/min)				
FI02 (%)				
End-Tidal CO2 (mmHg)	35	33	37	36
Richmond Agitation Sedation Scale				

Lyons, Kathleen A

Facility: Queen of the Valley Hospital **Location:** Q 1 Intensive Care Unit
 61 F 07/13/1961 **Med Rec Num:** MR01483046

Room-Bed: QI007-A
Visit: QH0054940416

Vital Signs - Continued

Richmond Agitation Sedation Scale				
Intracranial Pressure				
ICP (mmHg)	6			

Temperature	10/31/22 05:00	10/31/22 05:08	10/31/22 05:16	10/31/22 05:31
Temperature (97.6 F-99.6 F)				
Temperature Source				
Heart Rate				
Pulse (60-100 beats/min)	89	94	67	97
Method				
Respirations				
Respiratory Rate (12-20 breaths/min)	18	17	16	17
Blood Pressure				
Blood Pressure (90/60-120/80 mmHg)	152/50 H	160/58 H	130/44 H	148/54 H
Mean (mmHg)	75	81	62	73
Location				
Source				
Oxygen				
Pulse Oximetry (92-100 %)	99	100	99	99
O2 Delivery				
	Mechanical Ventilation			
Oxygen Flow Rate (L/min)				
FI02 (%)	30			
End-Tidal CO2 (mmHg)	36	37	35	33
Richmond Agitation Sedation Scale				
Richmond Agitation Sedation Scale				
Intracranial Pressure				
ICP (mmHg)	4			

Temperature	10/31/22 05:46	10/31/22 06:00	10/31/22 06:16	10/31/22 06:31
-------------	-------------------	-------------------	-------------------	-------------------

Lyons, Kathleen A

Facility: Queen of the Valley Hospital **Location:** Q 1 Intensive Care Unit
 61 F 07/13/1961 **Med Rec Num:** MR01483046

Room-Bed: QI007-A
Visit: QH0054940416

Vital Signs - Continued

Temperature (97.6 F-99.6 F)					
Temperature Source					
Heart Rate					
Pulse (60-100 beats/min)	66	81	74	66	
Method					
Respirations					
Respiratory Rate (12-20 breaths/min)	16	16	16	16	
Blood Pressure					
Blood Pressure (90/60-120/80 mmHg)	121/46 H	125/64 H	111/48 L	112/51 L	
Mean (mmHg)	62	79	62	65	
Location					
Source					
Oxygen					
Pulse Oximetry (92-100 %)	99	100	100	99	
O2 Delivery		Mechanical Ventilation			
Oxygen Flow Rate (L/min)					
FI02 (%)		30			
End-Tidal CO2 (mmHg)	33	34	33	33	
Richmond Agitation Sedation Scale					
Richmond Agitation Sedation Scale					
Intracranial Pressure					
ICP (mmHg)		3			
Temperature	10/31/22 07:00	10/31/22 07:30	10/31/22 07:45	10/31/22 08:00	
Temperature (97.6 F-99.6 F)				99.1 F	
Temperature Source				Oral	
Heart Rate					
Pulse (60-100 beats/min)	69	68	66	71	
Method					
Respirations					
Respiratory Rate (12-20 breaths/min)	16	16	16	16	
Blood Pressure					
Blood Pressure (90/60-120/80 mmHg)	110/47 L	110/52 L		126/48 H	

Lyons, Kathleen A

Facility: Queen of the Valley Hospital **Location:** Q 1 Intensive Care Unit
 61 F 07/13/1961 **Med Rec Num:** MR01483046

Room-Bed: QI007-A
Visit: QH0054940416

Vital Signs - Continued

Mean (mmHg)	61	71		74
Location				
Source				
Oxygen				
Pulse Oximetry (92-100 %)	100	100	99	99
O2 Delivery				
	Mechanical Ventilation			
Oxygen Flow Rate (L/min)				
FI02 (%)	30			
End-Tidal CO2 (mmHg)	32	33	33	32
Richmond Agitation Sedation Scale				
Richmond Agitation Sedation Scale				
Intracranial Pressure				
ICP (mmHg)	2			

	10/31/22 08:15	10/31/22 08:53	10/31/22 09:00	10/31/22 09:15
Temperature				
Temperature (97.6 F-99.6 F)				
Temperature Source				
Heart Rate				
Pulse (60-100 beats/min)	66	72	94	80
Method				
Respirations				
Respiratory Rate (12-20 breaths/min)	16	16		
Blood Pressure				
Blood Pressure (90/60-120/80 mmHg)	135/74 H	135/74 H	140/61 H	
Mean (mmHg)	94	85	87	
Location				
Source				
Oxygen				
Pulse Oximetry (92-100 %)	100	99	100	100
O2 Delivery				
Oxygen Flow Rate (L/min)				
FI02 (%)				
End-Tidal CO2 (mmHg)	32	33	33	34

Lyons, Kathleen A

Facility: Queen of the Valley Hospital **Location:** Q 1 Intensive Care Unit
 61 F 07/13/1961 **Med Rec Num:** MR01483046

Room-Bed: QI007-A
Visit: QH0054940416

Vital Signs - Continued

Richmond Agitation Sedation Scale				
Richmond Agitation Sedation Scale				
Intracranial Pressure				
ICP (mmHg)				

Temperature	10/31/22 09:30	10/31/22 09:45	10/31/22 10:00	10/31/22 10:15
Temperature (97.6 F-99.6 F)				
Temperature Source				
Heart Rate				
Pulse (60-100 beats/min)	77	65	76	67
Method				
Respirations				
Respiratory Rate (12-20 breaths/min)				
Blood Pressure				
Blood Pressure (90/60-120/80 mmHg)	128/50 H		131/53 H	
Mean (mmHg)	76		79	
Location				
Source				
Oxygen				
Pulse Oximetry (92-100 %)	100	100	100	100
O2 Delivery				
Oxygen Flow Rate (L/min)				
FI02 (%)				
End-Tidal CO2 (mmHg)	33	32	33	33
Richmond Agitation Sedation Scale				
Richmond Agitation Sedation Scale				
Intracranial Pressure				
ICP (mmHg)				

Temperature	10/31/22 10:30	10/31/22 10:45	10/31/22 11:00	10/31/22 11:15
-------------	-------------------	-------------------	-------------------	-------------------

Lyons, Kathleen A

Facility: Queen of the Valley Hospital **Location:** Q 1 Intensive Care Unit
 61 F 07/13/1961 **Med Rec Num:** MR01483046

Room-Bed: QI007-A
Visit: QH0054940416

Vital Signs - Continued

Temperature (97.6 F-99.6 F)				
Temperature Source				
Heart Rate				
Pulse (60-100 beats/min)	64	68	66	84
Method				
Respirations				
Respiratory Rate (12-20 breaths/min)				
Blood Pressure				
Blood Pressure (90/60-120/80 mmHg)	118/48 L		132/49 H	
Mean (mmHg)	71		76	
Location				
Source				
Oxygen				
Pulse Oximetry (92-100 %)	100	100	100	100
O2 Delivery				
Oxygen Flow Rate (L/min)				
FI02 (%)				
End-Tidal CO2 (mmHg)	32	33	32	35
Richmond Agitation Sedation Scale				
Richmond Agitation Sedation Scale				
Intracranial Pressure				
ICP (mmHg)				
Temperature	10/31/22 11:30	10/31/22 11:45	10/31/22 12:00	10/31/22 12:15
Temperature (97.6 F-99.6 F)			99.1 F	
Temperature Source			Oral	
Heart Rate				
Pulse (60-100 beats/min)	76	72	91	81
Method				
Respirations				
Respiratory Rate (12-20 breaths/min)				
Blood Pressure				
Blood Pressure (90/60-120/80 mmHg)	132/45 H		153/58 H	
Mean (mmHg)	74		89	

Lyons, Kathleen A

Facility: Queen of the Valley Hospital **Location:** Q 1 Intensive Care Unit
 61 F 07/13/1961 **Med Rec Num:** MR01483046

Room-Bed: QI007-A
Visit: QH0054940416

Vital Signs - Continued

Location				
Source				
Oxygen				
Pulse Oximetry (92-100 %)	100	100	100	100
O2 Delivery				
Oxygen Flow Rate (L/min)				
FI02 (%)				
End-Tidal CO2 (mmHg)	36	36	34	34
Richmond Agitation Sedation Scale				
Richmond Agitation Sedation Scale				
Intracranial Pressure				
ICP (mmHg)				

Temperature	10/31/22 12:30	10/31/22 12:45	10/31/22 13:00	10/31/22 13:15
Temperature (97.6 F-99.6 F)				
Temperature Source				
Heart Rate				
Pulse (60-100 beats/min)	79	65	73	63
Method				
Respirations				
Respiratory Rate (12-20 breaths/min)				
Blood Pressure				
Blood Pressure (90/60-120/80 mmHg)	129/54 H		135/50 H	
Mean (mmHg)	79		78	
Location				
Source				
Oxygen				
Pulse Oximetry (92-100 %)	100	100	100	100
O2 Delivery				
Oxygen Flow Rate (L/min)				
FI02 (%)				
End-Tidal CO2 (mmHg)	35	35	35	35
Richmond Agitation Sedation Scale				
Richmond Agitation Sedation Scale				

Lyons, Kathleen A

Facility: Queen of the Valley Hospital **Location:** Q 1 Intensive Care Unit
 61 F 07/13/1961 **Med Rec Num:** MR01483046

Room-Bed: QI007-A
Visit: QH0054940416

Vital Signs - Continued

Intracranial Pressure				
ICP (mmHg)				

Temperature	10/31/22 13:30	10/31/22 13:45	10/31/22 14:00	10/31/22 14:15
Temperature (97.6 F-99.6 F)				
Temperature Source				
Heart Rate				
Pulse (60-100 beats/min)	74	112 H	79	70
Method				
Respirations				
Respiratory Rate (12-20 breaths/min)				
Blood Pressure				
Blood Pressure (90/60-120/80 mmHg)	127/48 H		143/55 H	
Mean (mmHg)	74		84	
Location				
Source				
Oxygen				
Pulse Oximetry (92-100 %)	100	100	100	100
O2 Delivery				
Oxygen Flow Rate (L/min)				
FI02 (%)				
End-Tidal CO2 (mmHg)	36	35	36	36
Richmond Agitation Sedation Scale				
Richmond Agitation Sedation Scale				
Intracranial Pressure				
ICP (mmHg)				

Temperature	10/31/22 14:30	10/31/22 14:45	10/31/22 15:00	10/31/22 15:15
Temperature (97.6 F-99.6 F)				
Temperature Source				

Lyons, Kathleen A

Facility: Queen of the Valley Hospital **Location:** Q 1 Intensive Care Unit
 61 F 07/13/1961 **Med Rec Num:** MR01483046

Room-Bed: QI007-A
Visit: QH0054940416

Vital Signs - Continued

Heart Rate				
Pulse (60-100 beats/min)	86	74	73	72
Method				
Respirations				
Respiratory Rate (12-20 breaths/min)				
Blood Pressure				
Blood Pressure (90/60-120/80 mmHg)	147/53 H		137/49 H	
Mean (mmHg)	84		78	
Location				
Source				
Oxygen				
Pulse Oximetry (92-100 %)	100	100	100	100
O2 Delivery				
Oxygen Flow Rate (L/min)				
FI02 (%)				
End-Tidal CO2 (mmHg)	36	36	36	37
Richmond Agitation Sedation Scale				
Richmond Agitation Sedation Scale				
Intracranial Pressure				
ICP (mmHg)				

Temperature				
Temperature (97.6 F-99.6 F)	10/31/22 15:30	10/31/22 15:45	10/31/22 16:00	10/31/22 16:15
Temperature Source			Oral	
Heart Rate				
Pulse (60-100 beats/min)	81	67	71	73
Method				
Respirations				
Respiratory Rate (12-20 breaths/min)				
Blood Pressure				
Blood Pressure (90/60-120/80 mmHg)	141/54 H		124/56 H	
Mean (mmHg)	83		78	
Location				
Source				

Lyons, Kathleen A

Facility: Queen of the Valley Hospital **Location:** Q 1 Intensive Care Unit
 61 F 07/13/1961 **Med Rec Num:** MR01483046

Room-Bed: QI007-A
Visit: QH0054940416

Vital Signs - Continued

Oxygen				
Pulse Oximetry (92-100 %)	100	100	99	100
O2 Delivery				
Oxygen Flow Rate (L/min)				
FIO2 (%)				
End-Tidal CO2 (mmHg)	36	37	35	35
Richmond Agitation Sedation Scale				
Richmond Agitation Sedation Scale				
Intracranial Pressure				
ICP (mmHg)				

Temperature	10/31/22 16:30	10/31/22 16:45	10/31/22 17:00	10/31/22 17:15
Temperature (97.6 F-99.6 F)				
Temperature Source				
Heart Rate				
Pulse (60-100 beats/min)	89	67	71	80
Method				
Respirations				
Respiratory Rate (12-20 breaths/min)				
Blood Pressure				
Blood Pressure (90/60-120/80 mmHg)	146/74 H		121/49 H	
Mean (mmHg)	98		73	
Location				
Source				
Oxygen				
Pulse Oximetry (92-100 %)	100	100	100	100
O2 Delivery				
Oxygen Flow Rate (L/min)				
FIO2 (%)				
End-Tidal CO2 (mmHg)	36	36	36	35
Richmond Agitation Sedation Scale				
Richmond Agitation Sedation Scale				
Intracranial Pressure				

Lyons, Kathleen A

Facility: Queen of the Valley Hospital **Location:** Q 1 Intensive Care Unit
 61 F 07/13/1961 **Med Rec Num:** MR01483046

Room-Bed: QI007-A
Visit: QH0054940416

Vital Signs - Continued

ICP (mmHg)

Temperature	10/31/22 17:30	10/31/22 17:45	10/31/22 18:00	10/31/22 19:01
Temperature (97.6 F-99.6 F)				
Temperature Source				
Heart Rate				
Pulse (60-100 beats/min)	68	66	81	66
Method				
Respirations				
Respiratory Rate (12-20 breaths/min)				16
Blood Pressure				
Blood Pressure (90/60-120/80 mmHg)	123/47 H		135/56 H	114/49 L
Mean (mmHg)	72		82	64
Location				
Source				
Oxygen				
Pulse Oximetry (92-100 %)	100	100	100	100
O2 Delivery				
Oxygen Flow Rate (L/min)				
FIO2 (%)				
End-Tidal CO2 (mmHg)	36	36	36	36
Richmond Agitation Sedation Scale				
Richmond Agitation Sedation Scale				
Intracranial Pressure				
ICP (mmHg)				

Temperature	10/31/22 19:31	10/31/22 20:00	10/31/22 20:30	10/31/22 21:00
Temperature (97.6 F-99.6 F)		99.1 F		
Temperature Source		Axillary		
Heart Rate				

Lyons, Kathleen A
Facility: Queen of the Valley Hospital **Location:** Q 1 Intensive Care Unit
 61 F 07/13/1961 **Med Rec Num:** MR01483046

Room-Bed: QI007-A
Visit: QH0054940416

Vital Signs - Continued

Pulse (60-100 beats/min)	69	66	70	93
Method				
Respirations				
Respiratory Rate (12-20 breaths/min)	16	16	17	16
Blood Pressure				
Blood Pressure (90/60-120/80 mmHg)	134/57 H	121/47 H	119/51 L	146/57 H
Mean (mmHg)	73	63	73	86
Location				
Source				
Oxygen				
Pulse Oximetry (92-100 %)	98	99	99	99
O2 Delivery				
Oxygen Flow Rate (L/min)				
FI02 (%)				
End-Tidal CO2 (mmHg)	37	36	36	36
Richmond Agitation Sedation Scale				
Richmond Agitation Sedation Scale				
Intracranial Pressure				
ICP (mmHg)				

	10/31/22 21:30	10/31/22 22:00	10/31/22 22:31	10/31/22 23:01
Temperature				
Temperature (97.6 F-99.6 F)				
Temperature Source				
Heart Rate				
Pulse (60-100 beats/min)	74	74	83	76
Method				
Respirations				
Respiratory Rate (12-20 breaths/min)	17	17	17	17
Blood Pressure				
Blood Pressure (90/60-120/80 mmHg)	132/48 H	132/52 H	159/55 H	123/74 H
Mean (mmHg)	76	78	77	85
Location				
Source				
Oxygen				

Lyons, Kathleen A

Facility: Queen of the Valley Hospital **Location:** Q 1 Intensive Care Unit
 61 F 07/13/1961 **Med Rec Num:** MR01483046

Room-Bed: QI007-A
Visit: QH0054940416

Vital Signs - Continued

Pulse Oximetry (92-100 %)	100	100	98	99
O2 Delivery				
Oxygen Flow Rate (L/min)				
FIO2 (%)				
End-Tidal CO2 (mmHg)	36	36	38	37
Richmond Agitation Sedation Scale				
Richmond Agitation Sedation Scale				
Intracranial Pressure				
ICP (mmHg)				

Temperature	10/31/22 23:31	11/01/22 00:01	11/01/22 00:31	11/01/22 01:01
Temperature (97.6 F-99.6 F)				
Temperature Source				
Heart Rate				
Pulse (60-100 beats/min)	77	76	74	69
Method				
Respirations				
Respiratory Rate (12-20 breaths/min)	16	16	16	16
Blood Pressure				
Blood Pressure (90/60-120/80 mmHg)	129/54 H 70	127/49 H 67	151/55 H 73	121/45 H 62
Mean (mmHg)				
Location				
Source				
Oxygen				
Pulse Oximetry (92-100 %)	99	99		
O2 Delivery				
Oxygen Flow Rate (L/min)				
FIO2 (%)				
End-Tidal CO2 (mmHg)	38	37	36	37
Richmond Agitation Sedation Scale				
Richmond Agitation Sedation Scale				
Intracranial Pressure				
ICP (mmHg)				

Lyons, Kathleen A

Facility: Queen of the Valley Hospital **Location:** Q 1 Intensive Care Unit
 61 F 07/13/1961 **Med Rec Num:** MR01483046

Room-Bed: QI007-A
Visit: QH0054940416

Vital Signs - Continued

	11/01/22 01:31	11/01/22 02:02	11/01/22 02:31	11/01/22 03:00
Temperature				
Temperature (97.6 F-99.6 F)				
Temperature Source				
Heart Rate				
Pulse (60-100 beats/min)	71	75	69	70
Method				
Respirations				
Respiratory Rate (12-20 breaths/min)	17	16	16	17
Blood Pressure				
Blood Pressure (90/60-120/80 mmHg)	132/46 H	147/52 H	128/53 H	131/49 H
Mean (mmHg)	65	72	68	67
Location				
Source				
Oxygen				
Pulse Oximetry (92-100 %)				100
O2 Delivery				
Oxygen Flow Rate (L/min)				
FI02 (%)				
End-Tidal CO2 (mmHg)	37	37	38	36
Richmond Agitation Sedation Scale				
Richmond Agitation Sedation Scale				
Intracranial Pressure				
ICP (mmHg)				

	11/01/22 03:30	11/01/22 04:00	11/01/22 04:30	11/01/22 04:32
Temperature				
Temperature (97.6 F-99.6 F)		99.2 F		
Temperature Source		Axillary		
Heart Rate				
Pulse (60-100 beats/min)	72	99	67	
Method				

Lyons, Kathleen A

Facility: Queen of the Valley Hospital **Location:** Q 1 Intensive Care Unit
 61 F 07/13/1961 **Med Rec Num:** MR01483046

Room-Bed: QI007-A
Visit: QH0054940416

Vital Signs - Continued

Respirations				
Respiratory Rate (12-20 breaths/min)	17	17	17	
Blood Pressure				
Blood Pressure (90/60-120/80 mmHg)	132/55 H	135/50 H	125/45 H	
Mean (mmHg)	72	70	64	
Location				
Source				
Oxygen				
Pulse Oximetry (92-100 %)	100	98	100	
O2 Delivery				
Oxygen Flow Rate (L/min)				
FIO2 (%)				
End-Tidal CO2 (mmHg)	36	39	37	37
Richmond Agitation Sedation Scale				
Richmond Agitation Sedation Scale				
Intracranial Pressure				
ICP (mmHg)				

Temperature	11/01/22 05:00	11/01/22 05:30	11/01/22 06:00	11/01/22 06:30
Temperature (97.6 F-99.6 F)				
Temperature Source				
Heart Rate				
Pulse (60-100 beats/min)	70	68	113 H	84
Method				
Respirations				
Respiratory Rate (12-20 breaths/min)	17	17	17	17
Blood Pressure				
Blood Pressure (90/60-120/80 mmHg)	130/45 H	127/45 H	158/61 H	140/47 H
Mean (mmHg)	64	64	82	68
Location				
Source				
Oxygen				
Pulse Oximetry (92-100 %)	100	99	97	99
O2 Delivery				

Lyons, Kathleen A

Facility: Queen of the Valley Hospital **Location:** Q 1 Intensive Care Unit
 61 F 07/13/1961 **Med Rec Num:** MR01483046

Room-Bed: QI007-A
Visit: QH0054940416

Vital Signs - Continued

Oxygen Flow Rate (L/min)				
FI02 (%)				
End-Tidal CO2 (mmHg)	37	39	42	39
Richmond Agitation Sedation Scale				
Richmond Agitation Sedation Scale				
Intracranial Pressure				
ICP (mmHg)				

	11/01/22 07:01	11/01/22 07:30	11/01/22 08:00	11/01/22 08:30
Temperature			98.8 F	
Temperature (97.6 F-99.6 F)			Oral	
Temperature Source				
Heart Rate	75	67	88	76
Pulse (60-100 beats/min)				
Method				
Respirations				
Respiratory Rate (12-20 breaths/min)	17			
Blood Pressure				
Blood Pressure (90/60-120/80 mmHg)	131/57 H	125/52 H	152/54 H	142/50 H
Mean (mmHg)	74	76	86	80
Location				
Source				
Oxygen				
Pulse Oximetry (92-100 %)	99	98		100
O2 Delivery				
Oxygen Flow Rate (L/min)				
FI02 (%)				
End-Tidal CO2 (mmHg)	39	38	39	37
Richmond Agitation Sedation Scale				
Richmond Agitation Sedation Scale				
Intracranial Pressure				
ICP (mmHg)				

Lyons, Kathleen A

Facility: Queen of the Valley Hospital **Location:** Q 1 Intensive Care Unit
 61 F 07/13/1961 **Med Rec Num:** MR01483046

Room-Bed: QI007-A
Visit: QH0054940416

Vital Signs - Continued

	11/01/22 09:00	11/01/22 09:30	11/01/22 10:00	11/01/22 10:30
Temperature				
Temperature (97.6 F-99.6 F)				
Temperature Source				
Heart Rate				
Pulse (60-100 beats/min)	70	71	73	82
Method				
Respirations				
Respiratory Rate (12-20 breaths/min)				
Blood Pressure				
Blood Pressure (90/60-120/80 mmHg)	134/53 H	140/50 H	148/50 H	138/57 H
Mean (mmHg)	80	80	82	84
Location				
Source				
Oxygen				
Pulse Oximetry (92-100 %)	100	100	100	100
O2 Delivery				
Oxygen Flow Rate (L/min)				
FI02 (%)				
End-Tidal CO2 (mmHg)	39	38	38	37
Richmond Agitation Sedation Scale				
Richmond Agitation Sedation Scale				
Intracranial Pressure				
ICP (mmHg)				

	11/01/22 11:00	11/01/22 11:30	11/01/22 12:00	11/01/22 12:30
Temperature				
Temperature (97.6 F-99.6 F)			100.2 F H	
Temperature Source			Oral	
Heart Rate				
Pulse (60-100 beats/min)	82	82	94	95
Method				

Lyons, Kathleen A

Facility: Queen of the Valley Hospital **Location:** Q 1 Intensive Care Unit
 61 F 07/13/1961 **Med Rec Num:** MR01483046

Room-Bed: QI007-A
Visit: QH0054940416

Vital Signs - Continued

Respirations				
Respiratory Rate (12-20 breaths/min)				
Blood Pressure				
Blood Pressure (90/60-120/80 mmHg)	143/51 H	151/51 H	162/59 H	144/59 H
Mean (mmHg)	81	84	93	87
Location				
Source				
Oxygen				
Pulse Oximetry (92-100 %)	99	100	97	98
O2 Delivery				
Oxygen Flow Rate (L/min)				
FIO2 (%)				
End-Tidal CO2 (mmHg)	36	36	38	36
Richmond Agitation Sedation Scale				
Richmond Agitation Sedation Scale				
Intracranial Pressure				
ICP (mmHg)				

Temperature	11/01/22 13:00	11/01/22 13:26	11/01/22 13:30	11/01/22 13:34
Temperature (97.6 F-99.6 F)				
Temperature Source				
Heart Rate				
Pulse (60-100 beats/min)	124 H	88	108 H	89
Method				
Respirations				
Respiratory Rate (12-20 breaths/min)				
Blood Pressure				
Blood Pressure (90/60-120/80 mmHg)	195/62 H	147/60 H	155/84 H	152/56 H
Mean (mmHg)	106	79	107	77
Location				
Source				
Oxygen				
Pulse Oximetry (92-100 %)	97	98	98	98
O2 Delivery				

Lyons, Kathleen A

Facility: Queen of the Valley Hospital **Location:** Q 1 Intensive Care Unit
 61 F 07/13/1961 **Med Rec Num:** MR01483046

Room-Bed: QI007-A
Visit: QH0054940416

Vital Signs - Continued

Oxygen Flow Rate (L/min)				
FI02 (%)				
End-Tidal CO2 (mmHg)	36	36	35	36
Richmond Agitation Sedation Scale				
Richmond Agitation Sedation Scale				
Intracranial Pressure				
ICP (mmHg)				

	11/01/22 14:00	11/01/22 14:30	11/01/22 15:00	11/01/22 15:30
Temperature				
Temperature (97.6 F-99.6 F)				
Temperature Source				
Heart Rate				
Pulse (60-100 beats/min)	94	86	89	82
Method				
Respirations				
Respiratory Rate (12-20 breaths/min)				
Blood Pressure				
Blood Pressure (90/60-120/80 mmHg)	138/63 H 88	134/58 H 83	144/58 H 86	133/47 H 75
Mean (mmHg)				
Location				
Source				
Oxygen				
Pulse Oximetry (92-100 %)	99	99	98	97
O2 Delivery				
Oxygen Flow Rate (L/min)				
FI02 (%)				
End-Tidal CO2 (mmHg)	36	37	38	36
Richmond Agitation Sedation Scale				
Richmond Agitation Sedation Scale				
Intracranial Pressure				
ICP (mmHg)				

Lyons, Kathleen A

Facility: Queen of the Valley Hospital **Location:** Q 1 Intensive Care Unit
 61 F 07/13/1961 **Med Rec Num:** MR01483046

Room-Bed: QI007-A
Visit: QH0054940416

Vital Signs - Continued

	11/01/22 16:00	11/01/22 16:30	11/01/22 17:00	11/01/22 17:30
Temperature				
Temperature (97.6 F-99.6 F)	99.4 F			
Temperature Source	Oral			
Heart Rate				
Pulse (60-100 beats/min)	84	78	82	76
Method				
Respirations				
Respiratory Rate (12-20 breaths/min)				
Blood Pressure				
Blood Pressure (90/60-120/80 mmHg)	139/54 H	138/52 H	142/53 H	137/48 H
Mean (mmHg)	82	80	82	77
Location				
Source				
Oxygen				
Pulse Oximetry (92-100 %)	98	99	99	98
O2 Delivery				
Oxygen Flow Rate (L/min)				
FI02 (%)				
End-Tidal CO2 (mmHg)	38	37	37	36
Richmond Agitation Sedation Scale				
Richmond Agitation Sedation Scale				
Intracranial Pressure				
ICP (mmHg)				

	11/01/22 18:00	11/01/22 19:00	11/01/22 19:31	11/01/22 20:01
Temperature				
Temperature (97.6 F-99.6 F)				100.1 F H
Temperature Source				
Heart Rate				
Pulse (60-100 beats/min)	76	75	73	74
Method				

Lyons, Kathleen A

Facility: Queen of the Valley Hospital **Location:** Q 1 Intensive Care Unit
 61 F 07/13/1961 **Med Rec Num:** MR01483046

Room-Bed: QI007-A
Visit: QH0054940416

Vital Signs - Continued

Respirations				
Respiratory Rate (12-20 breaths/min)		17	16	17
Blood Pressure				
Blood Pressure (90/60-120/80 mmHg)	136/50 H	141/52 H	141/46 H	143/49 H
Mean (mmHg)	78	71	71	71
Location				
Source				
Oxygen				
Pulse Oximetry (92-100 %)	99	99	99	99
O2 Delivery				
Oxygen Flow Rate (L/min)				
FIO2 (%)				
End-Tidal CO2 (mmHg)	37	37	37	37
Richmond Agitation Sedation Scale				
Richmond Agitation Sedation Scale				
Intracranial Pressure				
ICP (mmHg)				

Temperature				
Temperature (97.6 F-99.6 F)	11/01/22 20:30	11/01/22 20:31	11/01/22 21:01	11/01/22 21:31
Temperature Source				
Heart Rate				
Pulse (60-100 beats/min)	74	72	77	80
Method				
Respirations				
Respiratory Rate (12-20 breaths/min)			17	17
Blood Pressure				
Blood Pressure (90/60-120/80 mmHg)		146/52 H	142/52 H	155/54 H
Mean (mmHg)		71	71	78
Location				
Source				
Oxygen				
Pulse Oximetry (92-100 %)	99	99	99	99
O2 Delivery				

Lyons, Kathleen A
Facility: Queen of the Valley Hospital **Location:** Q 1 Intensive Care Unit
 61 F 07/13/1961 **Med Rec Num:** MR01483046

Room-Bed: QI007-A
Visit: QH0054940416

Vital Signs - Continued

Oxygen Flow Rate (L/min)				
FI02 (%)				
End-Tidal CO2 (mmHg)	36	36	37	36
Richmond Agitation Sedation Scale				
Richmond Agitation Sedation Scale				
Intracranial Pressure				
ICP (mmHg)				

	11/01/22 22:01	11/01/22 22:32	11/01/22 23:02	11/01/22 23:32
Temperature				
Temperature (97.6 F-99.6 F)				
Temperature Source				
Heart Rate				
Pulse (60-100 beats/min)	85	101 H	83	78
Method				
Respirations				
Respiratory Rate (12-20 breaths/min)	17	17	17	17
Blood Pressure				
Blood Pressure (90/60-120/80 mmHg)	156/67 H	148/78 H	139/57 H	128/56 H
Mean (mmHg)	86	92	76	73
Location				
Source				
Oxygen				
Pulse Oximetry (92-100 %)	99	99	99	99
O2 Delivery				
Oxygen Flow Rate (L/min)				
FI02 (%)				
End-Tidal CO2 (mmHg)	37	36	38	38
Richmond Agitation Sedation Scale				
Richmond Agitation Sedation Scale				
Intracranial Pressure				
ICP (mmHg)				

Lyons, Kathleen A

Facility: Queen of the Valley Hospital **Location:** Q 1 Intensive Care Unit
 61 F 07/13/1961 **Med Rec Num:** MR01483046

Room-Bed: QI007-A
Visit: QH0054940416

Vital Signs - Continued

	11/02/22 00:02	11/02/22 00:32	11/02/22 01:02	11/02/22 01:31
Temperature		100.0 F H		
Temperature (97.6 F-99.6 F)		Axillary		
Temperature Source				
Heart Rate	80	76	78	77
Pulse (60-100 beats/min)				
Method				
Respirations				
Respiratory Rate (12-20 breaths/min)	17	17	17	17
Blood Pressure				
Blood Pressure (90/60-120/80 mmHg)	127/53 H	133/56 H	134/55 H	138/52 H
Mean (mmHg)	69	74	75	73
Location				
Source				
Oxygen				
Pulse Oximetry (92-100 %)	99	100	100	99
O2 Delivery				
Oxygen Flow Rate (L/min)				
FI02 (%)				
End-Tidal CO2 (mmHg)	38	37	38	38
Richmond Agitation Sedation Scale				
Richmond Agitation Sedation Scale				
Intracranial Pressure				
ICP (mmHg)				

	11/02/22 02:01	11/02/22 02:31	11/02/22 03:01	11/02/22 03:31
Temperature				
Temperature (97.6 F-99.6 F)				
Temperature Source				
Heart Rate				
Pulse (60-100 beats/min)	78	78	75	79
Method				

Lyons, Kathleen A

Facility: Queen of the Valley Hospital **Location:** Q 1 Intensive Care Unit
 61 F 07/13/1961 **Med Rec Num:** MR01483046

Room-Bed: QI007-A
Visit: QH0054940416

Vital Signs - Continued

Respirations				
Respiratory Rate (12-20 breaths/min)	18	18	18	17
Blood Pressure				
Blood Pressure (90/60-120/80 mmHg)	141/54 H	132/53 H	136/52 H	158/58 H
Mean (mmHg)	73	72	71	80
Location				
Source				
Oxygen				
Pulse Oximetry (92-100 %)	99	99	99	99
O2 Delivery				
Oxygen Flow Rate (L/min)				
FIO2 (%)				
End-Tidal CO2 (mmHg)	39	39	39	39
Richmond Agitation Sedation Scale				
Richmond Agitation Sedation Scale				
Intracranial Pressure				
ICP (mmHg)				

Temperature	11/02/22 03:33	11/02/22 04:01	11/02/22 04:31	11/02/22 05:01
Temperature (97.6 F-99.6 F)		100.2 F H		
Temperature Source		Axillary		
Heart Rate				
Pulse (60-100 beats/min)	84	78	73	78
Method				
Respirations				
Respiratory Rate (12-20 breaths/min)	17	18		20
Blood Pressure				
Blood Pressure (90/60-120/80 mmHg)	145/60 H	133/60 H	132/55 H	138/57 H
Mean (mmHg)	79	77	72	76
Location				
Source				
Oxygen				
Pulse Oximetry (92-100 %)	100	99	100	99
O2 Delivery				

Lyons, Kathleen A

Facility: Queen of the Valley Hospital **Location:** Q 1 Intensive Care Unit
 61 F 07/13/1961 **Med Rec Num:** MR01483046

Room-Bed: QI007-A
Visit: QH0054940416

Vital Signs - Continued

Oxygen Flow Rate (L/min)				
FI02 (%)				
End-Tidal CO2 (mmHg)	39	39	39	38
Richmond Agitation Sedation Scale				
Richmond Agitation Sedation Scale				
Intracranial Pressure				
ICP (mmHg)				

	11/02/22 05:31	11/02/22 06:01	11/02/22 06:31	11/02/22 07:01
Temperature				
Temperature (97.6 F-99.6 F)				
Temperature Source				
Heart Rate				
Pulse (60-100 beats/min)	74	75	73	85
Method				
Respirations				
Respiratory Rate (12-20 breaths/min)	20		20	19
Blood Pressure				
Blood Pressure (90/60-120/80 mmHg)	132/52 H	140/52 H	140/53 H	140/75 H
Mean (mmHg)	70	73	74	87
Location				
Source				
Oxygen				
Pulse Oximetry (92-100 %)	99	99	99	100
O2 Delivery				
Oxygen Flow Rate (L/min)				
FI02 (%)				
End-Tidal CO2 (mmHg)	37	38	37	39
Richmond Agitation Sedation Scale				
Richmond Agitation Sedation Scale				
Intracranial Pressure				
ICP (mmHg)				

Lyons, Kathleen A

Facility: Queen of the Valley Hospital **Location:** Q 1 Intensive Care Unit
 61 F 07/13/1961 **Med Rec Num:** MR01483046

Room-Bed: QI007-A
Visit: QH0054940416

Vital Signs - Continued

	11/02/22 07:30	11/02/22 08:00	11/02/22 08:30	11/02/22 09:00
Temperature			100.2 F H	
Temperature (97.6 F-99.6 F)				
Temperature Source				
Heart Rate	73	76	74	75
Pulse (60-100 beats/min)				
Method				
Respirations				
Respiratory Rate (12-20 breaths/min)				
Blood Pressure				
Blood Pressure (90/60-120/80 mmHg)	138/55 H	142/56 H	145/55 H	141/55 H
Mean (mmHg)	82	84	85	83
Location				
Source				
Oxygen				
Pulse Oximetry (92-100 %)	99	99	99	99
O2 Delivery				
Oxygen Flow Rate (L/min)				
FI02 (%)				
End-Tidal CO2 (mmHg)	38	38	38	38
Richmond Agitation Sedation Scale				
Richmond Agitation Sedation Scale				
Intracranial Pressure				
ICP (mmHg)				

	11/02/22 09:30	11/02/22 10:00	11/02/22 10:30	11/02/22 11:00
Temperature				
Temperature (97.6 F-99.6 F)				
Temperature Source				
Heart Rate	73	74	73	78
Pulse (60-100 beats/min)				
Method				

Lyons, Kathleen A

Facility: Queen of the Valley Hospital **Location:** Q 1 Intensive Care Unit
 61 F 07/13/1961 **Med Rec Num:** MR01483046

Room-Bed: QI007-A
Visit: QH0054940416

Vital Signs - Continued

Respirations				
Respiratory Rate (12-20 breaths/min)				
Blood Pressure				
Blood Pressure (90/60-120/80 mmHg)	141/54 H	144/53 H	141/53 H	146/53 H
Mean (mmHg)	83	83	82	84
Location				
Source				
Oxygen				
Pulse Oximetry (92-100 %)	100	100	100	99
O2 Delivery				
Oxygen Flow Rate (L/min)				
FIO2 (%)				
End-Tidal CO2 (mmHg)	37	38	37	36
Richmond Agitation Sedation Scale				
Richmond Agitation Sedation Scale				
Intracranial Pressure				
ICP (mmHg)				

Temperature	11/02/22	11/02/22	11/02/22	11/02/22
Temperature (97.6 F-99.6 F)	11:30	12:00	12:30	13:00
Temperature Source				Axillary
Heart Rate				
Pulse (60-100 beats/min)	84	79	78	78
Method				
Respirations				
Respiratory Rate (12-20 breaths/min)				
Blood Pressure				
Blood Pressure (90/60-120/80 mmHg)	148/53 H	140/52 H	145/51 H	149/62 H
Mean (mmHg)	84	81	82	91
Location				
Source				
Oxygen				
Pulse Oximetry (92-100 %)	99	99		100
O2 Delivery				

Lyons, Kathleen A

Facility: Queen of the Valley Hospital **Location:** Q 1 Intensive Care Unit
 61 F 07/13/1961 **Med Rec Num:** MR01483046

Room-Bed: QI007-A
Visit: QH0054940416

Vital Signs - Continued

Oxygen Flow Rate (L/min)				
FI02 (%)				
End-Tidal CO2 (mmHg)	38	37	38	39
Richmond Agitation Sedation Scale				
Richmond Agitation Sedation Scale				
Intracranial Pressure				
ICP (mmHg)				

	11/02/22 13:30	11/02/22 14:00	11/02/22 14:30	11/02/22 15:00
Temperature				
Temperature (97.6 F-99.6 F)				
Temperature Source				
Heart Rate				
Pulse (60-100 beats/min)	79	78	107 H	118 H
Method				
Respirations				
Respiratory Rate (12-20 breaths/min)				
Blood Pressure				
Blood Pressure (90/60-120/80 mmHg)	134/59 H	141/56 H	161/65 H	152/64 H
Mean (mmHg)	84	84	97	93
Location				
Source				
Oxygen				
Pulse Oximetry (92-100 %)	99	99	99	98
O2 Delivery				
Oxygen Flow Rate (L/min)				
FI02 (%)				
End-Tidal CO2 (mmHg)	37	37	38	36
Richmond Agitation Sedation Scale				
Richmond Agitation Sedation Scale				
Intracranial Pressure				
ICP (mmHg)				

Lyons, Kathleen A

Facility: Queen of the Valley Hospital **Location:** Q 1 Intensive Care Unit
 61 F 07/13/1961 **Med Rec Num:** MR01483046

Room-Bed: QI007-A
Visit: QH0054940416

Vital Signs - Continued

	11/02/22 15:30	11/02/22 16:00	11/02/22 16:30	11/02/22 17:00
Temperature				
Temperature (97.6 F-99.6 F)		100.2 F H		
Temperature Source		Axillary		
Heart Rate				
Pulse (60-100 beats/min)	118 H	101 H	110 H	91
Method				
Respirations				
Respiratory Rate (12-20 breaths/min)				
Blood Pressure				
Blood Pressure (90/60-120/80 mmHg)	158/69 H	140/63 H	144/57 H	148/62 H
Mean (mmHg)	98	88	86	90
Location				
Source				
Oxygen				
Pulse Oximetry (92-100 %)	98	97	96	97
O2 Delivery				
Oxygen Flow Rate (L/min)				
FI02 (%)				
End-Tidal CO2 (mmHg)	36	38	36	39
Richmond Agitation Sedation Scale				
Richmond Agitation Sedation Scale				
Intracranial Pressure				
ICP (mmHg)				

	11/02/22 17:30	11/02/22 18:00	11/02/22 18:30	11/02/22 19:00
Temperature				
Temperature (97.6 F-99.6 F)				
Temperature Source				
Heart Rate				
Pulse (60-100 beats/min)	92	95	84	78
Method				

Lyons, Kathleen A

Facility: Queen of the Valley Hospital **Location:** Q 1 Intensive Care Unit
 61 F 07/13/1961 **Med Rec Num:** MR01483046

Room-Bed: QI007-A
Visit: QH0054940416

Vital Signs - Continued

Respirations					
Respiratory Rate (12-20 breaths/min)					
Blood Pressure					
Blood Pressure (90/60-120/80 mmHg)	134/55 H	143/56 H	143/53 H	131/55 H	
Mean (mmHg)	81	85	83	80	
Location					
Source					
Oxygen					
Pulse Oximetry (92-100 %)	97	97	97	97	
O2 Delivery					
Oxygen Flow Rate (L/min)					
FIO2 (%)					
End-Tidal CO2 (mmHg)	38	41	39	39	
Richmond Agitation Sedation Scale					
Richmond Agitation Sedation Scale					
Intracranial Pressure					
ICP (mmHg)					

Temperature	11/02/22	11/02/22	11/02/22	11/02/22
Temperature (97.6 F-99.6 F)	19:30	20:00	20:30	21:00
Temperature Source		Axillary		
Heart Rate				
Pulse (60-100 beats/min)	85	77	78	78
Method		Monitor		
Respirations				
Respiratory Rate (12-20 breaths/min)				
Blood Pressure				
Blood Pressure (90/60-120/80 mmHg)	132/56 H	134/53 H	133/54 H	138/55 H
Mean (mmHg)	81	80	80	82
Location		Left Arm		
Source		Automatic Cuff		
Oxygen				
Pulse Oximetry (92-100 %)	97	96	96	97

Lyons, Kathleen A

Facility: Queen of the Valley Hospital **Location:** Q 1 Intensive Care Unit
 61 F 07/13/1961 **Med Rec Num:** MR01483046

Room-Bed: QI007-A
Visit: QH0054940416

Vital Signs - Continued

		Mechanical Ventilation			
O2 Delivery					
Oxygen Flow Rate (L/min)		16			
FIO2 (%)		28			
End-Tidal CO2 (mmHg)	41	37		39	39
Richmond Agitation Sedation Scale					
Richmond Agitation Sedation Scale					
Intracranial Pressure					
ICP (mmHg)					

Temperature	11/02/22 21:30	11/02/22 22:00	11/02/22 22:30	11/02/22 23:00
Temperature (97.6 F-99.6 F)				
Temperature Source				
Heart Rate				
Pulse (60-100 beats/min)	85	76	74	73
Method				
Respirations				
Respiratory Rate (12-20 breaths/min)				
Blood Pressure				
Blood Pressure (90/60-120/80 mmHg)	141/60 H	135/60 H	142/57 H	135/57 H
Mean (mmHg)	87	85	85	83
Location				
Source				
Oxygen				
Pulse Oximetry (92-100 %)	97	96	96	96
O2 Delivery				
Oxygen Flow Rate (L/min)				
FIO2 (%)				
End-Tidal CO2 (mmHg)	39	39	39	39
Richmond Agitation Sedation Scale				
Richmond Agitation Sedation Scale				
Intracranial Pressure				
ICP (mmHg)				

Lyons, Kathleen A

Facility: Queen of the Valley Hospital **Location:** Q 1 Intensive Care Unit
 61 F 07/13/1961 **Med Rec Num:** MR01483046

Room-Bed: QI007-A
Visit: QH0054940416

Vital Signs - Continued

	11/02/22 23:30	11/03/22 00:00	11/03/22 00:30	11/03/22 01:00
Temperature		98.9 F		
Temperature (97.6 F-99.6 F)		Axillary		
Temperature Source				
Heart Rate	71	73	73	73
Pulse (60-100 beats/min)		Monitor		
Method				
Respirations				
Respiratory Rate (12-20 breaths/min)				
Blood Pressure				
Blood Pressure (90/60-120/80 mmHg)	142/57 H	135/56 H	140/58 H	139/56 H
Mean (mmHg)	85	82	85	83
Location		Left Arm		
Source		Automatic Cuff		
Oxygen				
Pulse Oximetry (92-100 %)	97	97		97
O2 Delivery		Mechanical Ventilation		
Oxygen Flow Rate (L/min)		16		
FI02 (%)		28		
End-Tidal CO2 (mmHg)	39	39	39	39
Richmond Agitation Sedation Scale				
Richmond Agitation Sedation Scale				
Intracranial Pressure				
ICP (mmHg)				

	11/03/22 01:30	11/03/22 02:00	11/03/22 02:30	11/03/22 03:00
Temperature				
Temperature (97.6 F-99.6 F)				
Temperature Source				
Heart Rate	74	73	79	75
Pulse (60-100 beats/min)				

Lyons, Kathleen A

Facility: Queen of the Valley Hospital **Location:** Q 1 Intensive Care Unit
 61 F 07/13/1961 **Med Rec Num:** MR01483046

Room-Bed: QI007-A
Visit: QH0054940416

Vital Signs - Continued

Method					
Respirations					
Respiratory Rate (12-20 breaths/min)					
Blood Pressure					
Blood Pressure (90/60-120/80 mmHg)	141/56 H	120/58 L	126/59 H	134/58 H	
Mean (mmHg)	84	78	81	83	
Location					
Source					
Oxygen					
Pulse Oximetry (92-100 %)	97	97	97	97	
O2 Delivery					
Oxygen Flow Rate (L/min)					
FI02 (%)					
End-Tidal CO2 (mmHg)	38	39	39	40	
Richmond Agitation Sedation Scale					
Richmond Agitation Sedation Scale					
Intracranial Pressure					
ICP (mmHg)					

Temperature	11/03/22	11/03/22	11/03/22	11/03/22
Temperature (97.6 F-99.6 F)	03:30	04:00	04:30	05:00
Temperature Source		Axillary		
Heart Rate				
Pulse (60-100 beats/min)	76	73	92	85
Method		Monitor		
Respirations				
Respiratory Rate (12-20 breaths/min)				
Blood Pressure				
Blood Pressure (90/60-120/80 mmHg)	135/54 H	129/53 H	133/59 H	145/61 H
Mean (mmHg)	81	78	83	89
Location		Left Arm		
Source		Automatic Cuff		
Oxygen				
Pulse Oximetry (92-100 %)	97		98	97

Lyons, Kathleen A

Facility: Queen of the Valley Hospital **Location:** Q 1 Intensive Care Unit
 61 F 07/13/1961 **Med Rec Num:** MR01483046

Room-Bed: QI007-A
Visit: QH0054940416

Vital Signs - Continued

		Mechanical Ventilation		
O2 Delivery				
Oxygen Flow Rate (L/min)		16		
FIO2 (%)		28		
End-Tidal CO2 (mmHg)	40	39	39	39
Richmond Agitation Sedation Scale				
Richmond Agitation Sedation Scale				
Intracranial Pressure				
ICP (mmHg)				

Temperature	11/03/22 05:30	11/03/22 06:00	11/03/22 06:30	11/03/22 07:00
Temperature (97.6 F-99.6 F)				
Temperature Source				
Heart Rate				
Pulse (60-100 beats/min)	83	81	76	76
Method				
Respirations				
Respiratory Rate (12-20 breaths/min)				
Blood Pressure				
Blood Pressure (90/60-120/80 mmHg)	142/55 H	136/56 H	133/57 H	124/57 H
Mean (mmHg)	84	82	82	79
Location				
Source				
Oxygen				
Pulse Oximetry (92-100 %)	97	98	96	97
O2 Delivery				
Oxygen Flow Rate (L/min)				
FIO2 (%)				
End-Tidal CO2 (mmHg)	41	39	38	38
Richmond Agitation Sedation Scale				
Richmond Agitation Sedation Scale				
Intracranial Pressure				
ICP (mmHg)				

Lyons, Kathleen A

Facility: Queen of the Valley Hospital **Location:** Q 1 Intensive Care Unit
 61 F 07/13/1961 **Med Rec Num:** MR01483046

Room-Bed: QI007-A
Visit: QH0054940416

Vital Signs - Continued

	11/03/22 07:30	11/03/22 08:00	11/03/22 08:30	11/03/22 09:00
Temperature		99.8 F H		
Temperature (97.6 F-99.6 F)		Oral		
Temperature Source				
Heart Rate	73	74	74	72
Pulse (60-100 beats/min)				
Method				
Respirations				
Respiratory Rate (12-20 breaths/min)				
Blood Pressure				
Blood Pressure (90/60-120/80 mmHg)	128/59 H	129/58 H	130/56 H	127/61 H
Mean (mmHg)	82	81	80	83
Location				
Source				
Oxygen				
Pulse Oximetry (92-100 %)	98	98	98	99
O2 Delivery				
Oxygen Flow Rate (L/min)				
FI02 (%)				
End-Tidal CO2 (mmHg)	39	38	38	39
Richmond Agitation Sedation Scale				
Richmond Agitation Sedation Scale				
Intracranial Pressure				
ICP (mmHg)				

	11/03/22 09:30	11/03/22 10:00	11/03/22 10:30	11/03/22 11:00
Temperature				
Temperature (97.6 F-99.6 F)				
Temperature Source				
Heart Rate				
Pulse (60-100 beats/min)	90	99	89	92
Method				

Lyons, Kathleen A

Facility: Queen of the Valley Hospital **Location:** Q 1 Intensive Care Unit
 61 F 07/13/1961 **Med Rec Num:** MR01483046

Room-Bed: QI007-A
Visit: QH0054940416

Vital Signs - Continued

Respirations				
Respiratory Rate (12-20 breaths/min)				
Blood Pressure				
Blood Pressure (90/60-120/80 mmHg)	142/69 H	144/65 H	141/78 H	147/65 H
Mean (mmHg)	93	91	99	92
Location				
Source				
Oxygen				
Pulse Oximetry (92-100 %)	98	97	98	98
O2 Delivery				
Oxygen Flow Rate (L/min)				
FIO2 (%)				
End-Tidal CO2 (mmHg)	40	35	39	39
Richmond Agitation Sedation Scale				
Richmond Agitation Sedation Scale				
Intracranial Pressure				
ICP (mmHg)				

Temperature	11/03/22 11:30	11/03/22 12:00	11/03/22 12:30	11/03/22 13:00
Temperature (97.6 F-99.6 F)		99.4 F		
Temperature Source		Oral		
Heart Rate				
Pulse (60-100 beats/min)	97	89	81	79
Method				
Respirations				
Respiratory Rate (12-20 breaths/min)				
Blood Pressure				
Blood Pressure (90/60-120/80 mmHg)	126/57 H	131/56 H	134/53 H	119/52 L
Mean (mmHg)	80	81	80	74
Location				
Source				
Oxygen				
Pulse Oximetry (92-100 %)	98	99	98	99
O2 Delivery				

Lyons, Kathleen A

Facility: Queen of the Valley Hospital **Location:** Q 1 Intensive Care Unit
 61 F 07/13/1961 **Med Rec Num:** MR01483046

Room-Bed: QI007-A
Visit: QH0054940416

Vital Signs - Continued

Oxygen Flow Rate (L/min)				
FI02 (%)				
End-Tidal CO2 (mmHg)	39	40	39	39
Richmond Agitation Sedation Scale				
Richmond Agitation Sedation Scale				
Intracranial Pressure				
ICP (mmHg)				

	11/03/22 13:30	11/03/22 14:00	11/03/22 14:30	11/03/22 15:00
Temperature				
Temperature (97.6 F-99.6 F)				
Temperature Source				
Heart Rate				
Pulse (60-100 beats/min)	81	94	79	79
Method				
Respirations				
Respiratory Rate (12-20 breaths/min)				
Blood Pressure				
Blood Pressure (90/60-120/80 mmHg)	120/55 L	134/61 H	130/50 H	133/54 H
Mean (mmHg)	76	85	76	80
Location				
Source				
Oxygen				
Pulse Oximetry (92-100 %)	99	99	99	99
O2 Delivery				
Oxygen Flow Rate (L/min)				
FI02 (%)				
End-Tidal CO2 (mmHg)	39	36	39	40
Richmond Agitation Sedation Scale				
Richmond Agitation Sedation Scale				
Intracranial Pressure				
ICP (mmHg)				

Lyons, Kathleen A

Facility: Queen of the Valley Hospital **Location:** Q 1 Intensive Care Unit
 61 F 07/13/1961 **Med Rec Num:** MR01483046

Room-Bed: QI007-A
Visit: QH0054940416

Vital Signs - Continued

	11/03/22 15:30	11/03/22 16:00	11/03/22 16:30	11/03/22 17:00
Temperature		98 F		
Temperature (97.6 F-99.6 F)		Oral		
Temperature Source				
Heart Rate				
Pulse (60-100 beats/min)	80	81	83	79
Method				
Respirations				
Respiratory Rate (12-20 breaths/min)				
Blood Pressure				
Blood Pressure (90/60-120/80 mmHg)	129/49 H	133/52 H	134/52 H	134/50 H
Mean (mmHg)	75	79	79	78
Location				
Source				
Oxygen				
Pulse Oximetry (92-100 %)	99	97	100	
O2 Delivery				
Oxygen Flow Rate (L/min)				
FI02 (%)				
End-Tidal CO2 (mmHg)	40	41	40	39
Richmond Agitation Sedation Scale				
Richmond Agitation Sedation Scale				
Intracranial Pressure				
ICP (mmHg)				

	11/03/22 17:30	11/03/22 18:00	11/03/22 19:00	11/03/22 19:30
Temperature				
Temperature (97.6 F-99.6 F)				
Temperature Source				
Heart Rate				
Pulse (60-100 beats/min)	79	80	80	81
Method				

Lyons, Kathleen A

Facility: Queen of the Valley Hospital **Location:** Q 1 Intensive Care Unit
 61 F 07/13/1961 **Med Rec Num:** MR01483046

Room-Bed: QI007-A
Visit: QH0054940416

Vital Signs - Continued

Respirations				
Respiratory Rate (12-20 breaths/min)				
Blood Pressure				
Blood Pressure (90/60-120/80 mmHg)	136/54 H	131/50 H	131/50 H	126/54 H
Mean (mmHg)	81	77	77	78
Location				
Source				
Oxygen				
Pulse Oximetry (92-100 %)				
O2 Delivery				
Oxygen Flow Rate (L/min)				
FIO2 (%)				
End-Tidal CO2 (mmHg)	40	40	39	39
Richmond Agitation Sedation Scale				
Richmond Agitation Sedation Scale				
Intracranial Pressure				
ICP (mmHg)				

Temperature		11/03/22 20:00	11/03/22 20:30	11/03/22 21:00	11/03/22 21:30
Temperature (97.6 F-99.6 F)		98.8 F			
Temperature Source	Axillary				
Heart Rate					
Pulse (60-100 beats/min)		80	83	79	82
Method	Monitor				
Respirations					
Respiratory Rate (12-20 breaths/min)					
Blood Pressure					
Blood Pressure (90/60-120/80 mmHg)		134/52 H	132/52 H	124/54 H	128/51 H
Mean (mmHg)		79	78	77	76
Location	Left Arm				
Source	Automatic Cuff				
Oxygen					
Pulse Oximetry (92-100 %)				100	

Lyons, Kathleen A

Facility: Queen of the Valley Hospital **Location:** Q 1 Intensive Care Unit
 61 F 07/13/1961 **Med Rec Num:** MR01483046

Room-Bed: QI007-A
Visit: QH0054940416

Vital Signs - Continued

O2 Delivery	Mechanical Ventilation				
Oxygen Flow Rate (L/min)	16				
FIO2 (%)	28				
End-Tidal CO2 (mmHg)	40	39		39	40
Richmond Agitation Sedation Scale					
Richmond Agitation Sedation Scale					
Intracranial Pressure					
ICP (mmHg)					

Temperature	11/03/22 22:00	11/03/22 22:30	11/03/22 23:00	11/03/22 23:30
Temperature (97.6 F-99.6 F)				
Temperature Source				
Heart Rate				
Pulse (60-100 beats/min)	82	81	82	82
Method				
Respirations				
Respiratory Rate (12-20 breaths/min)				
Blood Pressure				
Blood Pressure (90/60-120/80 mmHg)	134/51 H	134/53 H	128/53 H	123/54 H
Mean (mmHg)	78	80	78	77
Location				
Source				
Oxygen				
Pulse Oximetry (92-100 %)				
O2 Delivery				
Oxygen Flow Rate (L/min)				
FIO2 (%)				
End-Tidal CO2 (mmHg)	39	38	38	38
Richmond Agitation Sedation Scale				
Richmond Agitation Sedation Scale				
Intracranial Pressure				
ICP (mmHg)				

Lyons, Kathleen A

Facility: Queen of the Valley Hospital **Location:** Q 1 Intensive Care Unit
 61 F 07/13/1961 **Med Rec Num:** MR01483046

Room-Bed: QI007-A
Visit: QH0054940416

Vital Signs - Continued

	11/04/22 00:00	11/04/22 00:30	11/04/22 01:00	11/04/22 01:30
Temperature				
Temperature (97.6 F-99.6 F)	99.1 F			
Temperature Source	Axillary			
Heart Rate				
Pulse (60-100 beats/min)	83	88	86	83
Method	Monitor			
Respirations				
Respiratory Rate (12-20 breaths/min)				
Blood Pressure				
Blood Pressure (90/60-120/80 mmHg)	135/52 H 79	133/53 H 79	139/55 H 83	135/55 H 81
Mean (mmHg)				
Location	Left Arm			
Source	Automatic Cuff			
Oxygen				
Pulse Oximetry (92-100 %)	100			
O2 Delivery				
	Mechanical Ventilation			
Oxygen Flow Rate (L/min)	16			
FI02 (%)	28			
End-Tidal CO2 (mmHg)	38	37	38	38
Richmond Agitation Sedation Scale				
Richmond Agitation Sedation Scale				
Intracranial Pressure				
ICP (mmHg)				

	11/04/22 02:00	11/04/22 02:30	11/04/22 03:00	11/04/22 03:30
Temperature				
Temperature (97.6 F-99.6 F)				
Temperature Source				
Heart Rate				
Pulse (60-100 beats/min)	90	87	86	87

Lyons, Kathleen A

Facility: Queen of the Valley Hospital **Location:** Q 1 Intensive Care Unit
 61 F 07/13/1961 **Med Rec Num:** MR01483046

Room-Bed: QI007-A
Visit: QH0054940416

Vital Signs - Continued

Method					
Respirations					
Respiratory Rate (12-20 breaths/min)					
Blood Pressure					
Blood Pressure (90/60-120/80 mmHg)	133/58 H	134/56 H	139/54 H	131/54 H	
Mean (mmHg)	83	82	82	79	
Location					
Source					
Oxygen					
Pulse Oximetry (92-100 %)					
O2 Delivery					
Oxygen Flow Rate (L/min)					
FI02 (%)					
End-Tidal CO2 (mmHg)	38	39	38	39	
Richmond Agitation Sedation Scale					
Richmond Agitation Sedation Scale					
Intracranial Pressure					
ICP (mmHg)					

Temperature		11/04/22 04:00	11/04/22 04:30	11/04/22 05:00	11/04/22 05:30
Temperature (97.6 F-99.6 F)		99.2 F			
Temperature Source		Axillary			
Heart Rate					
Pulse (60-100 beats/min)		98	96	93	94
Method		Monitor			
Respirations					
Respiratory Rate (12-20 breaths/min)					
Blood Pressure					
Blood Pressure (90/60-120/80 mmHg)		137/68 H	126/60 H	137/59 H	132/56 H
Mean (mmHg)		91	82	85	81
Location		Left Arm			
Source		Automatic Cuff			
Oxygen					
Pulse Oximetry (92-100 %)		99	99		100

Lyons, Kathleen A

Facility: Queen of the Valley Hospital **Location:** Q 1 Intensive Care Unit
 61 F 07/13/1961 **Med Rec Num:** MR01483046

Room-Bed: QI007-A
Visit: QH0054940416

Vital Signs - Continued

	O2 Delivery	Mechanical Ventilation				
Oxygen Flow Rate (L/min)		16				
FIO2 (%)		28				
End-Tidal CO2 (mmHg)		39		39		39
Richmond Agitation Sedation Scale						
Richmond Agitation Sedation Scale						
Intracranial Pressure						
ICP (mmHg)						

Temperature		11/04/22 06:00	11/04/22 06:30	11/04/22 07:00	11/04/22 07:30
Temperature (97.6 F-99.6 F)					
Temperature Source					
Heart Rate					
Pulse (60-100 beats/min)		92	92	87	92
Method					
Respirations					
Respiratory Rate (12-20 breaths/min)					
Blood Pressure					
Blood Pressure (90/60-120/80 mmHg)		139/58 H	131/55 H	122/55 H	128/59 H
Mean (mmHg)		85	80	77	82
Location					
Source					
Oxygen					
Pulse Oximetry (92-100 %)		100	100	100	100
O2 Delivery					
Oxygen Flow Rate (L/min)					
FIO2 (%)					
End-Tidal CO2 (mmHg)		39	39	39	39
Richmond Agitation Sedation Scale					
Richmond Agitation Sedation Scale					
Intracranial Pressure					
ICP (mmHg)					

Lyons, Kathleen A

Facility: Queen of the Valley Hospital **Location:** Q 1 Intensive Care Unit
 61 F 07/13/1961 **Med Rec Num:** MR01483046

Room-Bed: QI007-A
Visit: QH0054940416

Vital Signs - Continued

	11/04/22 08:00	11/04/22 08:30	11/04/22 09:00	11/04/22 09:30
Temperature				
Temperature (97.6 F-99.6 F)	99.4 F			
Temperature Source	Oral			
Heart Rate				
Pulse (60-100 beats/min)	96	89	91	92
Method				
Respirations				
Respiratory Rate (12-20 breaths/min)				
Blood Pressure				
Blood Pressure (90/60-120/80 mmHg)	147/63 H	135/57 H	130/55 H	125/57 H
Mean (mmHg)	91	83	80	79
Location				
Source				
Oxygen				
Pulse Oximetry (92-100 %)	100	100	100	100
O2 Delivery				
Oxygen Flow Rate (L/min)				
FI02 (%)				
End-Tidal CO2 (mmHg)	38	39	40	38
Richmond Agitation Sedation Scale				
Richmond Agitation Sedation Scale				
Intracranial Pressure				
ICP (mmHg)				

	11/04/22 10:00	11/04/22 10:30	11/04/22 11:00	11/04/22 11:30
Temperature				
Temperature (97.6 F-99.6 F)				
Temperature Source				
Heart Rate				
Pulse (60-100 beats/min)	92	84	86	94
Method				

Lyons, Kathleen A

Facility: Queen of the Valley Hospital **Location:** Q 1 Intensive Care Unit
 61 F 07/13/1961 **Med Rec Num:** MR01483046

Room-Bed: QI007-A
Visit: QH0054940416

Vital Signs - Continued

Respirations				
Respiratory Rate (12-20 breaths/min)				
Blood Pressure				
Blood Pressure (90/60-120/80 mmHg)	129/56 H	133/53 H	118/49 L	132/55 H
Mean (mmHg)	80	79	72	74
Location				
Source				
Oxygen				
Pulse Oximetry (92-100 %)	100			
O2 Delivery				
Oxygen Flow Rate (L/min)				
FIO2 (%)				
End-Tidal CO2 (mmHg)	40	37	39	42
Richmond Agitation Sedation Scale				
Richmond Agitation Sedation Scale				
Intracranial Pressure				
ICP (mmHg)				

Temperature	11/04/22 12:00	11/04/22 12:30	11/04/22 13:00	11/04/22 13:30
Temperature (97.6 F-99.6 F)	99.1 F			
Temperature Source	Oral			
Heart Rate				
Pulse (60-100 beats/min)	88	90	89	86
Method				
Respirations				
Respiratory Rate (12-20 breaths/min)				
Blood Pressure				
Blood Pressure (90/60-120/80 mmHg)	120/54 L	120/53 L	126/52 H	117/48 L
Mean (mmHg)	76	75	76	71
Location				
Source				
Oxygen				
Pulse Oximetry (92-100 %)				
O2 Delivery				

Lyons, Kathleen A

Facility: Queen of the Valley Hospital **Location:** Q 1 Intensive Care Unit
 61 F 07/13/1961 **Med Rec Num:** MR01483046

Room-Bed: QI007-A
Visit: QH0054940416

Vital Signs - Continued

Oxygen Flow Rate (L/min)				
FI02 (%)				
End-Tidal CO2 (mmHg)	39	39	39	40
Richmond Agitation Sedation Scale				
Richmond Agitation Sedation Scale				
Intracranial Pressure				
ICP (mmHg)				

	11/04/22 14:00	11/04/22 14:30	11/04/22 15:00	11/04/22 15:30
Temperature				
Temperature (97.6 F-99.6 F)				
Temperature Source				
Heart Rate				
Pulse (60-100 beats/min)	92	84	91	89
Method				
Respirations				
Respiratory Rate (12-20 breaths/min)				
Blood Pressure				
Blood Pressure (90/60-120/80 mmHg)	132/49 H 64	109/49 L 69	108/52 L 64	119/49 L 68
Mean (mmHg)				
Location				
Source				
Oxygen				
Pulse Oximetry (92-100 %)		100		
O2 Delivery				
Oxygen Flow Rate (L/min)				
FI02 (%)				
End-Tidal CO2 (mmHg)	39	39	38	38
Richmond Agitation Sedation Scale				
Richmond Agitation Sedation Scale				
Intracranial Pressure				
ICP (mmHg)				

Lyons, Kathleen A

Facility: Queen of the Valley Hospital **Location:** Q 1 Intensive Care Unit
 61 F 07/13/1961 **Med Rec Num:** MR01483046

Room-Bed: QI007-A
Visit: QH0054940416

Vital Signs - Continued

	11/04/22 16:00	11/04/22 16:30	11/04/22 17:00	11/04/22 17:30
Temperature				
Temperature (97.6 F-99.6 F)	99.2 F			
Temperature Source	Oral			
Heart Rate				
Pulse (60-100 beats/min)	87	89	93	88
Method				
Respirations				
Respiratory Rate (12-20 breaths/min)				
Blood Pressure				
Blood Pressure (90/60-120/80 mmHg)	116/46 L	116/47 L	115/51 L	112/49 L
Mean (mmHg)	69	64	65	70
Location				
Source				
Oxygen				
Pulse Oximetry (92-100 %)				
O2 Delivery				
Oxygen Flow Rate (L/min)				
FI02 (%)				
End-Tidal CO2 (mmHg)	38	37	38	38
Richmond Agitation Sedation Scale				
Richmond Agitation Sedation Scale				
Intracranial Pressure				
ICP (mmHg)				

	11/04/22 18:00	11/04/22 18:30	11/04/22 19:00	11/04/22 19:30
Temperature				
Temperature (97.6 F-99.6 F)				
Temperature Source				
Heart Rate				
Pulse (60-100 beats/min)	93	117 H	92	97
Method				

Lyons, Kathleen A

Facility: Queen of the Valley Hospital **Location:** Q 1 Intensive Care Unit
 61 F 07/13/1961 **Med Rec Num:** MR01483046

Room-Bed: QI007-A
Visit: QH0054940416

Vital Signs - Continued

Respirations				
Respiratory Rate (12-20 breaths/min)				
Blood Pressure				
Blood Pressure (90/60-120/80 mmHg)	115/50 L	137/59 H	127/48 H	120/48 L
Mean (mmHg)	66	79	74	72
Location				
Source				
Oxygen				
Pulse Oximetry (92-100 %)			99	100
O2 Delivery				
Oxygen Flow Rate (L/min)				
FIO2 (%)				
End-Tidal CO2 (mmHg)	39	37	39	38
Richmond Agitation Sedation Scale				
Richmond Agitation Sedation Scale				
Intracranial Pressure				
ICP (mmHg)				

Temperature		11/04/22 20:00	11/04/22 20:30	11/04/22 21:00	11/04/22 21:30
Temperature (97.6 F-99.6 F)		99.8 F H			
Temperature Source	Oral				
Heart Rate					
Pulse (60-100 beats/min)	100	91	92	91	
Method	Monitor				
Respirations					
Respiratory Rate (12-20 breaths/min)	19				
Blood Pressure					
Blood Pressure (90/60-120/80 mmHg)	121/55 H	126/49 H	131/50 H	119/48 L	
Mean (mmHg)	77	74	77	71	
Location	Left Arm				
Source	Automatic Cuff				
Oxygen					
Pulse Oximetry (92-100 %)	100	100	100	100	

Lyons, Kathleen A

Facility: Queen of the Valley Hospital **Location:** Q 1 Intensive Care Unit
 61 F 07/13/1961 **Med Rec Num:** MR01483046

Room-Bed: QI007-A
Visit: QH0054940416

Vital Signs - Continued

O2 Delivery	Mechanical Ventilation				
Oxygen Flow Rate (L/min)					
FI02 (%)	28				
End-Tidal CO2 (mmHg)	39	39	39	39	40
Richmond Agitation Sedation Scale					
Richmond Agitation Sedation Scale					
Intracranial Pressure					
ICP (mmHg)					

Temperature	11/04/22 22:00	11/04/22 22:30	11/04/22 23:00	11/04/22 23:30
Temperature (97.6 F-99.6 F)				
Temperature Source				
Heart Rate				
Pulse (60-100 beats/min)	96	99	100	97
Method				
Respirations				
Respiratory Rate (12-20 breaths/min)				
Blood Pressure				
Blood Pressure (90/60-120/80 mmHg)	127/52 H	127/52 H	124/52 H	131/49 H
Mean (mmHg)	66	77	76	76
Location				
Source				
Oxygen				
Pulse Oximetry (92-100 %)		99	99	99
O2 Delivery				
Oxygen Flow Rate (L/min)				
FI02 (%)				
End-Tidal CO2 (mmHg)	39	40	39	39
Richmond Agitation Sedation Scale				
Richmond Agitation Sedation Scale				
Intracranial Pressure				
ICP (mmHg)				

Lyons, Kathleen A

Facility: Queen of the Valley Hospital **Location:** Q 1 Intensive Care Unit
 61 F 07/13/1961 **Med Rec Num:** MR01483046

Room-Bed: QI007-A
Visit: QH0054940416

Vital Signs - Continued

	11/05/22 00:00	11/05/22 00:30	11/05/22 01:00	11/05/22 01:30
Temperature				
Temperature (97.6 F-99.6 F)				
Temperature Source				
Heart Rate				
Pulse (60-100 beats/min)	90	90	92	93
Method				
Respirations				
Respiratory Rate (12-20 breaths/min)				
Blood Pressure				
Blood Pressure (90/60-120/80 mmHg)	135/49 H	129/51 H	133/50 H	128/48 H
Mean (mmHg)	77	77	77	74
Location				
Source				
Oxygen				
Pulse Oximetry (92-100 %)	99	100	100	100
O2 Delivery				
Oxygen Flow Rate (L/min)				
FI02 (%)				
End-Tidal CO2 (mmHg)	39	40	39	39
Richmond Agitation Sedation Scale				
Richmond Agitation Sedation Scale				
Intracranial Pressure				
ICP (mmHg)				

	11/05/22 02:00	11/05/22 02:30	11/05/22 03:00	11/05/22 03:30
Temperature				
Temperature (97.6 F-99.6 F)				
Temperature Source				
Heart Rate				
Pulse (60-100 beats/min)	87	90	100	95
Method				

Lyons, Kathleen A

Facility: Queen of the Valley Hospital **Location:** Q 1 Intensive Care Unit
 61 F 07/13/1961 **Med Rec Num:** MR01483046

Room-Bed: QI007-A
Visit: QH0054940416

Vital Signs - Continued

Respirations				
Respiratory Rate (12-20 breaths/min)				
Blood Pressure				
Blood Pressure (90/60-120/80 mmHg)	120/52 L	111/55 L	131/52 H	122/50 H
Mean (mmHg)	74	73	78	74
Location				
Source				
Oxygen				
Pulse Oximetry (92-100 %)	99	98	98	98
O2 Delivery				
Oxygen Flow Rate (L/min)				
FIO2 (%)				
End-Tidal CO2 (mmHg)	39	39	39	38
Richmond Agitation Sedation Scale				
Richmond Agitation Sedation Scale				
Intracranial Pressure				
ICP (mmHg)				

Temperature	11/05/22 04:00	11/05/22 04:30	11/05/22 05:00	11/05/22 05:30
Temperature (97.6 F-99.6 F)	99.9 F H			
Temperature Source	Oral			
Heart Rate				
Pulse (60-100 beats/min)	88	89	88	86
Method	Monitor			
Respirations				
Respiratory Rate (12-20 breaths/min)				
Blood Pressure				
Blood Pressure (90/60-120/80 mmHg)	120/54 L	120/51 L	130/51 H	120/50 L
Mean (mmHg)	76	74	77	73
Location				
Source				
Oxygen				
Pulse Oximetry (92-100 %)	99	100	100	100
O2 Delivery				

Lyons, Kathleen A

Facility: Queen of the Valley Hospital **Location:** Q 1 Intensive Care Unit
 61 F 07/13/1961 **Med Rec Num:** MR01483046

Room-Bed: QI007-A
Visit: QH0054940416

Vital Signs - Continued

Oxygen Flow Rate (L/min)				
FI02 (%)				
End-Tidal CO2 (mmHg)	38	38	38	39
Richmond Agitation Sedation Scale				
Richmond Agitation Sedation Scale				
Intracranial Pressure				
ICP (mmHg)				

	11/05/22 06:00	11/05/22 06:30	11/05/22 07:00	11/05/22 07:30
Temperature				
Temperature (97.6 F-99.6 F)				
Temperature Source				
Heart Rate				
Pulse (60-100 beats/min)	90	97	88	95
Method				
Respirations				
Respiratory Rate (12-20 breaths/min)				
Blood Pressure				
Blood Pressure (90/60-120/80 mmHg)	129/52 H	118/49 L	122/50 H	117/54 L
Mean (mmHg)	77	72	74	75
Location				
Source				
Oxygen				
Pulse Oximetry (92-100 %)	100	100	100	99
O2 Delivery				
Oxygen Flow Rate (L/min)				
FI02 (%)				
End-Tidal CO2 (mmHg)	41	36	41	37
Richmond Agitation Sedation Scale				
Richmond Agitation Sedation Scale				
Intracranial Pressure				
ICP (mmHg)				

Lyons, Kathleen A

Facility: Queen of the Valley Hospital **Location:** Q 1 Intensive Care Unit
 61 F 07/13/1961 **Med Rec Num:** MR01483046

Room-Bed: QI007-A
Visit: QH0054940416

Vital Signs - Continued

	11/05/22 08:00	11/05/22 08:30	11/05/22 09:00	11/05/22 09:30
Temperature				
Temperature (97.6 F-99.6 F)	99.1 F			
Temperature Source	Axillary			
Heart Rate				
Pulse (60-100 beats/min)	90	95	87	91
Method				
Respirations				
Respiratory Rate (12-20 breaths/min)				
Blood Pressure				
Blood Pressure (90/60-120/80 mmHg)	118/52 L	128/56 H	118/50 L	113/50 L
Mean (mmHg)	74	73	72	71
Location				
Source				
Oxygen				
Pulse Oximetry (92-100 %)	100	100	100	100
O2 Delivery				
Oxygen Flow Rate (L/min)				
FI02 (%)				
End-Tidal CO2 (mmHg)	40	39	39	39
Richmond Agitation Sedation Scale				
Richmond Agitation Sedation Scale				
Intracranial Pressure				
ICP (mmHg)				

	11/05/22 10:00	11/05/22 10:30	11/05/22 11:00	11/05/22 11:30
Temperature				
Temperature (97.6 F-99.6 F)				
Temperature Source				
Heart Rate				
Pulse (60-100 beats/min)	85	91	93	106 H
Method				

Lyons, Kathleen A

Facility: Queen of the Valley Hospital **Location:** Q 1 Intensive Care Unit
 61 F 07/13/1961 **Med Rec Num:** MR01483046

Room-Bed: QI007-A
Visit: QH0054940416

Vital Signs - Continued

Respirations				
Respiratory Rate (12-20 breaths/min)				
Blood Pressure				
Blood Pressure (90/60-120/80 mmHg)	125/49 H	122/52 H	124/54 H	122/52 H
Mean (mmHg)	74	75	70	75
Location				
Source				
Oxygen				
Pulse Oximetry (92-100 %)	100	100	100	100
O2 Delivery				
Oxygen Flow Rate (L/min)				
FIO2 (%)				
End-Tidal CO2 (mmHg)	38	38	39	38
Richmond Agitation Sedation Scale				
Richmond Agitation Sedation Scale				
Intracranial Pressure				
ICP (mmHg)				

Temperature	11/05/22 12:00	11/05/22 12:30	11/05/22 13:00	11/05/22 13:30
Temperature (97.6 F-99.6 F)	100.3 F H			
Temperature Source	Axillary			
Heart Rate				
Pulse (60-100 beats/min)	98	94	92	92
Method				
Respirations				
Respiratory Rate (12-20 breaths/min)				
Blood Pressure				
Blood Pressure (90/60-120/80 mmHg)	130/50 H	111/46 L	118/49 L	127/45 H
Mean (mmHg)	76	67	65	72
Location				
Source				
Oxygen				
Pulse Oximetry (92-100 %)	100	100	100	100
O2 Delivery				

Lyons, Kathleen A

Facility: Queen of the Valley Hospital **Location:** Q 1 Intensive Care Unit
 61 F 07/13/1961 **Med Rec Num:** MR01483046

Room-Bed: QI007-A
Visit: QH0054940416

Vital Signs - Continued

Oxygen Flow Rate (L/min)				
FI02 (%)				
End-Tidal CO2 (mmHg)	39	39	38	37
Richmond Agitation Sedation Scale				
Richmond Agitation Sedation Scale				
Intracranial Pressure				
ICP (mmHg)				

	11/05/22 14:00	11/05/22 14:30	11/05/22 15:00	11/05/22 15:30
Temperature				
Temperature (97.6 F-99.6 F)				
Temperature Source				
Heart Rate				
Pulse (60-100 beats/min)	96	94	95	102 H
Method				
Respirations				
Respiratory Rate (12-20 breaths/min)				
Blood Pressure				
Blood Pressure (90/60-120/80 mmHg)	123/46 H	113/48 L	115/47 L	122/51 H
Mean (mmHg)	71	69	63	67
Location				
Source				
Oxygen				
Pulse Oximetry (92-100 %)	100	100	100	100
O2 Delivery				
Oxygen Flow Rate (L/min)				
FI02 (%)				
End-Tidal CO2 (mmHg)	39	37	38	39
Richmond Agitation Sedation Scale				
Richmond Agitation Sedation Scale				
Intracranial Pressure				
ICP (mmHg)				

Lyons, Kathleen A

Facility: Queen of the Valley Hospital **Location:** Q 1 Intensive Care Unit
 61 F 07/13/1961 **Med Rec Num:** MR01483046

Room-Bed: QI007-A
Visit: QH0054940416

Vital Signs - Continued

	11/05/22 16:00	11/05/22 16:30	11/05/22 17:00	11/05/22 17:30
Temperature				
Temperature (97.6 F-99.6 F)	99.6 F			
Temperature Source	Axillary			
Heart Rate				
Pulse (60-100 beats/min)	92	94	93	96
Method				
Respirations				
Respiratory Rate (12-20 breaths/min)				
Blood Pressure				
Blood Pressure (90/60-120/80 mmHg)	124/46 H	117/49 L	118/50 L	113/48 L
Mean (mmHg)	72	71	66	69
Location				
Source				
Oxygen				
Pulse Oximetry (92-100 %)	100	100	100	100
O2 Delivery				
Oxygen Flow Rate (L/min)				
FI02 (%)				
End-Tidal CO2 (mmHg)	39	38	39	38
Richmond Agitation Sedation Scale				
Richmond Agitation Sedation Scale				
Intracranial Pressure				
ICP (mmHg)				

	11/05/22 18:00	11/05/22 18:30	11/05/22 19:00	11/05/22 19:30
Temperature				
Temperature (97.6 F-99.6 F)				
Temperature Source				
Heart Rate				
Pulse (60-100 beats/min)	96	99	94	96
Method				

Lyons, Kathleen A

Facility: Queen of the Valley Hospital **Location:** Q 1 Intensive Care Unit
 61 F 07/13/1961 **Med Rec Num:** MR01483046

Room-Bed: QI007-A
Visit: QH0054940416

Vital Signs - Continued

Respirations				
Respiratory Rate (12-20 breaths/min)				
Blood Pressure				
Blood Pressure (90/60-120/80 mmHg)	109/48 L	124/48 H	119/47 L	118/50 L
Mean (mmHg)	68	73	71	72
Location				
Source				
Oxygen				
Pulse Oximetry (92-100 %)	100	99	99	99
O2 Delivery				
Oxygen Flow Rate (L/min)				
FIO2 (%)				
End-Tidal CO2 (mmHg)	38	36	38	39
Richmond Agitation Sedation Scale				
Richmond Agitation Sedation Scale				
Intracranial Pressure				
ICP (mmHg)				

Temperature	11/05/22	11/05/22	11/05/22	11/05/22
Temperature (97.6 F-99.6 F)	20:00	20:30	21:00	21:30
Temperature Source	Oral			
Heart Rate				
Pulse (60-100 beats/min)	90	94	103 H	98
Method	Monitor			
Respirations				
Respiratory Rate (12-20 breaths/min)				
Blood Pressure				
Blood Pressure (90/60-120/80 mmHg)	116/51 L	135/51 H	128/54 H	121/45 H
Mean (mmHg)	72	79	78	70
Location				
Source				
Oxygen				
Pulse Oximetry (92-100 %)	99	97	98	97
O2 Delivery				

Lyons, Kathleen A

Facility: Queen of the Valley Hospital **Location:** Q 1 Intensive Care Unit
 61 F 07/13/1961 **Med Rec Num:** MR01483046

Room-Bed: QI007-A
Visit: QH0054940416

Vital Signs - Continued

Oxygen Flow Rate (L/min)				
FI02 (%)				
End-Tidal CO2 (mmHg)	39	37	39	38
Richmond Agitation Sedation Scale				
Richmond Agitation Sedation Scale				
Intracranial Pressure				
ICP (mmHg)				

	11/05/22 22:00	11/05/22 22:30	11/05/22 23:00	11/05/22 23:30
Temperature				
Temperature (97.6 F-99.6 F)				
Temperature Source				
Heart Rate				
Pulse (60-100 beats/min)	98	99	100	98
Method				
Respirations				
Respiratory Rate (12-20 breaths/min)				
Blood Pressure				
Blood Pressure (90/60-120/80 mmHg)	120/50 L	127/49 H	124/48 H	124/51 H
Mean (mmHg)	73	75	73	75
Location				
Source				
Oxygen				
Pulse Oximetry (92-100 %)	97	98	97	98
O2 Delivery				
Oxygen Flow Rate (L/min)				
FI02 (%)				
End-Tidal CO2 (mmHg)	37	38	38	39
Richmond Agitation Sedation Scale				
Richmond Agitation Sedation Scale				
Intracranial Pressure				
ICP (mmHg)				

Lyons, Kathleen A

Facility: Queen of the Valley Hospital **Location:** Q 1 Intensive Care Unit
 61 F 07/13/1961 **Med Rec Num:** MR01483046

Room-Bed: QI007-A
Visit: QH0054940416

Vital Signs - Continued

	11/06/22 00:00	11/06/22 00:30	11/06/22 01:00 PST	11/06/22 01:30 PST
Temperature				
Temperature (97.6 F-99.6 F)	100.1 F H			
Temperature Source	Oral			
Heart Rate				
Pulse (60-100 beats/min)	105 H	100	99	101 H
Method	Monitor			
Respirations				
Respiratory Rate (12-20 breaths/min)				
Blood Pressure				
Blood Pressure (90/60-120/80 mmHg)	139/53 H	119/51 L	115/50 L	122/46 H
Mean (mmHg)	81	73	65	62
Location	Left Arm			
Source	Automatic Cuff			
Oxygen				
Pulse Oximetry (92-100 %)	100	100	99	99
O2 Delivery				
Oxygen Flow Rate (L/min)				
FIO2 (%)				
End-Tidal CO2 (mmHg)	42	42	38	39
Richmond Agitation Sedation Scale				
Richmond Agitation Sedation Scale				
Intracranial Pressure				
ICP (mmHg)				

	11/06/22 02:00	11/06/22 02:30	11/06/22 03:00	11/06/22 03:30
Temperature				
Temperature (97.6 F-99.6 F)				
Temperature Source				
Heart Rate				
Pulse (60-100 beats/min)	106 H	107 H	102 H	94
Method				

Lyons, Kathleen A

Facility: Queen of the Valley Hospital **Location:** Q 1 Intensive Care Unit
 61 F 07/13/1961 **Med Rec Num:** MR01483046

Room-Bed: QI007-A
Visit: QH0054940416

Vital Signs - Continued

Respirations				
Respiratory Rate (12-20 breaths/min)				
Blood Pressure				
Blood Pressure (90/60-120/80 mmHg)	129/49 H	132/50 H	130/55 H	117/56 L
Mean (mmHg)	75	77	80	76
Location				
Source				
Oxygen				
Pulse Oximetry (92-100 %)	95	96	96	96
O2 Delivery				
Oxygen Flow Rate (L/min)				
FIO2 (%)				
End-Tidal CO2 (mmHg)	38	38	36	39
Richmond Agitation Sedation Scale				
Richmond Agitation Sedation Scale				
Intracranial Pressure				
ICP (mmHg)				

Temperature				
Temperature (97.6 F-99.6 F)	11/06/22 04:00	11/06/22 04:30	11/06/22 05:00	11/06/22 05:30
Temperature Source	Oral			
Heart Rate				
Pulse (60-100 beats/min)	99	95	111 H	100
Method	Monitor			
Respirations				
Respiratory Rate (12-20 breaths/min)				
Blood Pressure				
Blood Pressure (90/60-120/80 mmHg)	120/55 L	112/53 L	129/85 H	114/55 L
Mean (mmHg)	76	72	99	74
Location	Left Arm			
Source	Automatic Cuff			
Oxygen				
Pulse Oximetry (92-100 %)	96	97	100	97

Lyons, Kathleen A

Facility: Queen of the Valley Hospital **Location:** Q 1 Intensive Care Unit
 61 F 07/13/1961 **Med Rec Num:** MR01483046

Room-Bed: QI007-A
Visit: QH0054940416

Vital Signs - Continued

O2 Delivery	Mechanical Ventilation				
Oxygen Flow Rate (L/min)					
FI02 (%)	28				
End-Tidal CO2 (mmHg)	37		38		42
Richmond Agitation Sedation Scale					38
Richmond Agitation Sedation Scale					
Intracranial Pressure					
ICP (mmHg)					

Temperature	11/06/22 06:00	11/06/22 06:30	11/06/22 07:00	11/06/22 08:00	98.6 F Axillary
Temperature (97.6 F-99.6 F)					
Temperature Source					
Heart Rate	97	94	92	96	
Pulse (60-100 beats/min)					
Method					
Respirations					
Respiratory Rate (12-20 breaths/min)					
Blood Pressure					
Blood Pressure (90/60-120/80 mmHg)	118/54 L	117/57 L	120/52 L	112/56 L	
Mean (mmHg)	75	77	74	74	
Location					
Source					
Oxygen					
Pulse Oximetry (92-100 %)	95	100	100	100	
O2 Delivery					
Oxygen Flow Rate (L/min)					
FI02 (%)					
End-Tidal CO2 (mmHg)	39	37	38	38	
Richmond Agitation Sedation Scale					
Richmond Agitation Sedation Scale					
Intracranial Pressure					
ICP (mmHg)					

Lyons, Kathleen A

Facility: Queen of the Valley Hospital **Location:** Q 1 Intensive Care Unit
 61 F 07/13/1961 **Med Rec Num:** MR01483046

Room-Bed: QI007-A
Visit: QH0054940416

Vital Signs - Continued

	11/06/22 09:00	11/06/22 10:00	11/06/22 11:00	11/06/22 12:00
Temperature				
Temperature (97.6 F-99.6 F)				99.7 F H
Temperature Source				Axillary
Heart Rate				
Pulse (60-100 beats/min)	95	93	94	94
Method				
Respirations				
Respiratory Rate (12-20 breaths/min)				
Blood Pressure				
Blood Pressure (90/60-120/80 mmHg)	109/50 L	110/48 L	112/48 L	108/51 L
Mean (mmHg)	64	64	64	66
Location				
Source				
Oxygen				
Pulse Oximetry (92-100 %)	100	100	100	100
O2 Delivery				
Oxygen Flow Rate (L/min)				
FI02 (%)				
End-Tidal CO2 (mmHg)	39	38	37	37
Richmond Agitation Sedation Scale				
Richmond Agitation Sedation Scale				
Intracranial Pressure				
ICP (mmHg)				
	11/06/22 13:00	11/06/22 14:00	11/06/22 15:00	11/06/22 16:00
Temperature				
Temperature (97.6 F-99.6 F)				99.4 F
Temperature Source				Axillary
Heart Rate				
Pulse (60-100 beats/min)	92	91	88	88
Method				

Lyons, Kathleen A

Facility: Queen of the Valley Hospital **Location:** Q 1 Intensive Care Unit
 61 F 07/13/1961 **Med Rec Num:** MR01483046

Room-Bed: QI007-A
Visit: QH0054940416

Vital Signs - Continued

Respirations				
Respiratory Rate (12-20 breaths/min)				
Blood Pressure				
Blood Pressure (90/60-120/80 mmHg)	102/43 L	111/46 L	104/44 L	95/46 L
Mean (mmHg)	56	60	58	57
Location				
Source				
Oxygen				
Pulse Oximetry (92-100 %)	100	100	100	100
O2 Delivery				
Oxygen Flow Rate (L/min)				
FIO2 (%)				
End-Tidal CO2 (mmHg)	38	37	37	37
Richmond Agitation Sedation Scale				
Richmond Agitation Sedation Scale				
Intracranial Pressure				
ICP (mmHg)				

Temperature				
Temperature (97.6 F-99.6 F)	11/06/22 17:00	11/06/22 18:00	11/06/22 18:30	11/06/22 19:00
Temperature Source				
Heart Rate				
Pulse (60-100 beats/min)	84	85	88	88
Method				
Respirations				
Respiratory Rate (12-20 breaths/min)				
Blood Pressure				
Blood Pressure (90/60-120/80 mmHg)	96/47 L	95/48 L	93/50 L	106/49 L
Mean (mmHg)	58	60	61	68
Location				
Source				
Oxygen				
Pulse Oximetry (92-100 %)	100	100	100	100
O2 Delivery				

Lyons, Kathleen A

Facility: Queen of the Valley Hospital **Location:** Q 1 Intensive Care Unit
 61 F 07/13/1961 **Med Rec Num:** MR01483046

Room-Bed: QI007-A
Visit: QH0054940416

Vital Signs - Continued

Oxygen Flow Rate (L/min)					
FIO2 (%)					
End-Tidal CO2 (mmHg)	36	36	37	36	
Richmond Agitation Sedation Scale					
Richmond Agitation Sedation Scale					
Intracranial Pressure					
ICP (mmHg)					

	11/06/22 19:30	11/06/22 20:00	11/06/22 20:30	11/06/22 21:00
Temperature		99.8 F H		
Temperature (97.6 F-99.6 F)		Oral		
Temperature Source				
Heart Rate	88	85	89	87
Pulse (60-100 beats/min)		Monitor		
Method				
Respirations				
Respiratory Rate (12-20 breaths/min)				
Blood Pressure				
Blood Pressure (90/60-120/80 mmHg)	100/47 L	98/46 L	93/46 L	95/45 L
Mean (mmHg)	64	63	61	61
Location		Left Arm		
Source		Automatic Cuff		
Oxygen				
Pulse Oximetry (92-100 %)	100	100		100
O2 Delivery		Mechanical Ventilation		
Oxygen Flow Rate (L/min)				
FIO2 (%)		28		
End-Tidal CO2 (mmHg)	36	36	38	36
Richmond Agitation Sedation Scale				
Richmond Agitation Sedation Scale				
Intracranial Pressure				
ICP (mmHg)				

Lyons, Kathleen A

Facility: Queen of the Valley Hospital **Location:** Q 1 Intensive Care Unit
 61 F 07/13/1961 **Med Rec Num:** MR01483046

Room-Bed: QI007-A
Visit: QH0054940416

Vital Signs - Continued

	11/06/22 21:30	11/06/22 22:00	11/06/22 22:30	11/06/22 22:45
Temperature				
Temperature (97.6 F-99.6 F)				
Temperature Source				
Heart Rate				
Pulse (60-100 beats/min)	87	90	90	88
Method				
Respirations				
Respiratory Rate (12-20 breaths/min)				
Blood Pressure				
Blood Pressure (90/60-120/80 mmHg)	92/45 L	97/48 L	89/44 L	98/46 L
Mean (mmHg)	60	64	59	63
Location				
Source				
Oxygen				
Pulse Oximetry (92-100 %)	100	100	100	100
O2 Delivery				
Oxygen Flow Rate (L/min)				
FI02 (%)				
End-Tidal CO2 (mmHg)	37	38	36	38
Richmond Agitation Sedation Scale				
Richmond Agitation Sedation Scale				
Intracranial Pressure				
ICP (mmHg)				

	11/06/22 23:00	11/06/22 23:15	11/06/22 23:30	11/06/22 23:45
Temperature				
Temperature (97.6 F-99.6 F)				
Temperature Source				
Heart Rate				
Pulse (60-100 beats/min)	85	84	82	81
Method				

Lyons, Kathleen A

Facility: Queen of the Valley Hospital **Location:** Q 1 Intensive Care Unit
 61 F 07/13/1961 **Med Rec Num:** MR01483046

Room-Bed: QI007-A
Visit: QH0054940416

Vital Signs - Continued

Respirations				
Respiratory Rate (12-20 breaths/min)				
Blood Pressure				
Blood Pressure (90/60-120/80 mmHg)	110/50 L	99/45 L	103/43 L	100/46 L
Mean (mmHg)	70	63	63	64
Location				
Source				
Oxygen				
Pulse Oximetry (92-100 %)	100	100	100	100
O2 Delivery				
Oxygen Flow Rate (L/min)				
FIO2 (%)				
End-Tidal CO2 (mmHg)	39	36	36	37
Richmond Agitation Sedation Scale				
Richmond Agitation Sedation Scale				
Intracranial Pressure				
ICP (mmHg)				

Temperature		11/07/22 00:00	11/07/22 00:15	11/07/22 00:30	11/07/22 00:45
Temperature (97.6 F-99.6 F)		99.9 F H			
Temperature Source	Oral				
Heart Rate					
Pulse (60-100 beats/min)		89	107 H	95	88
Method	Monitor				
Respirations					
Respiratory Rate (12-20 breaths/min)					
Blood Pressure					
Blood Pressure (90/60-120/80 mmHg)		95/46 L	100/34 L	97/40 L	89/41 L
Mean (mmHg)		62	56	59	57
Location	Left Arm				
Source	Automatic Cuff				
Oxygen					
Pulse Oximetry (92-100 %)		100		100	100

Lyons, Kathleen A

Facility: Queen of the Valley Hospital **Location:** Q 1 Intensive Care Unit
 61 F 07/13/1961 **Med Rec Num:** MR01483046

Room-Bed: QI007-A
Visit: QH0054940416

Vital Signs - Continued

	O2 Delivery	Mechanical Ventilation				
Oxygen Flow Rate (L/min)						
FIO2 (%)	28					
End-Tidal CO2 (mmHg)	36	41		36		33
Richmond Agitation Sedation Scale						
Richmond Agitation Sedation Scale						
Intracranial Pressure						
ICP (mmHg)						

Temperature	11/07/22 00:53	11/07/22 01:00	11/07/22 01:30	11/07/22 02:00
Temperature (97.6 F-99.6 F)				
Temperature Source				
Heart Rate				
Pulse (60-100 beats/min)	83	82	79	81
Method				
Respirations				
Respiratory Rate (12-20 breaths/min)				
Blood Pressure				
Blood Pressure (90/60-120/80 mmHg)	88/40 L	90/41 L	95/38 L	101/40 L
Mean (mmHg)	52	57	57	60
Location				
Source				
Oxygen				
Pulse Oximetry (92-100 %)		99	100	100
O2 Delivery				
Oxygen Flow Rate (L/min)				
FIO2 (%)				
End-Tidal CO2 (mmHg)	36	34	33	33
Richmond Agitation Sedation Scale				
Richmond Agitation Sedation Scale				
Intracranial Pressure				
ICP (mmHg)				

Lyons, Kathleen A

Facility: Queen of the Valley Hospital **Location:** Q 1 Intensive Care Unit
 61 F 07/13/1961 **Med Rec Num:** MR01483046

Room-Bed: QI007-A
Visit: QH0054940416

Vital Signs - Continued

	11/07/22 02:16	11/07/22 02:30	11/07/22 03:00	11/07/22 03:30
Temperature				
Temperature (97.6 F-99.6 F)				
Temperature Source				
Heart Rate				
Pulse (60-100 beats/min)	78	78	75	82
Method				
Respirations				
Respiratory Rate (12-20 breaths/min)				
Blood Pressure				
Blood Pressure (90/60-120/80 mmHg)	88/38 L	107/37 L	108/39 L	116/43 L
Mean (mmHg)	49	55	62	61
Location				
Source				
Oxygen				
Pulse Oximetry (92-100 %)	100	100	100	100
O2 Delivery				
Oxygen Flow Rate (L/min)				
FI02 (%)				
End-Tidal CO2 (mmHg)	34	36	27	26
Richmond Agitation Sedation Scale				
Richmond Agitation Sedation Scale				
Intracranial Pressure				
ICP (mmHg)				

	11/07/22 03:45	11/07/22 04:00	11/07/22 04:15	11/07/22 04:30
Temperature				
Temperature (97.6 F-99.6 F)		98.9 F		
Temperature Source		Oral		
Heart Rate				
Pulse (60-100 beats/min)	82	76	76	92
Method		Monitor		

Lyons, Kathleen A

Facility: Queen of the Valley Hospital **Location:** Q 1 Intensive Care Unit
 61 F 07/13/1961 **Med Rec Num:** MR01483046

Room-Bed: QI007-A
Visit: QH0054940416

Vital Signs - Continued

Respirations				
Respiratory Rate (12-20 breaths/min)				
Blood Pressure				
Blood Pressure (90/60-120/80 mmHg)	102/43 L	112/41 L	101/43 L	124/59 H
Mean (mmHg)	57	60	58	75
Location		Left Arm		
Source		Automatic Cuff		
Oxygen				
Pulse Oximetry (92-100 %)	100	100	100	
O2 Delivery		Mechanical Ventilation		
Oxygen Flow Rate (L/min)				
FI02 (%)		28		
End-Tidal CO2 (mmHg)	35	36	36	35
Richmond Agitation Sedation Scale				
Richmond Agitation Sedation Scale				
Intracranial Pressure				
ICP (mmHg)				

Temperature	11/07/22	11/07/22	11/07/22	11/07/22
Temperature (97.6 F-99.6 F)	04:45	05:00	05:15	05:30
Temperature Source				
Heart Rate				
Pulse (60-100 beats/min)	78	76	76	74
Method				
Respirations				
Respiratory Rate (12-20 breaths/min)				
Blood Pressure				
Blood Pressure (90/60-120/80 mmHg)	102/43 L	104/49 L	115/45 L	108/50 L
Mean (mmHg)	56	62	62	61
Location				
Source				
Oxygen				
Pulse Oximetry (92-100 %)	100	100	100	100

Lyons, Kathleen A

Facility: Queen of the Valley Hospital **Location:** Q 1 Intensive Care Unit
 61 F 07/13/1961 **Med Rec Num:** MR01483046

Room-Bed: QI007-A
Visit: QH0054940416

Vital Signs - Continued

O2 Delivery				
Oxygen Flow Rate (L/min)				
FI02 (%)				
End-Tidal CO2 (mmHg)	36	36	36	36
Richmond Agitation Sedation Scale				
Richmond Agitation Sedation Scale				
Intracranial Pressure				
ICP (mmHg)				

Temperature	11/07/22 05:45	11/07/22 06:00	11/07/22 06:15	11/07/22 06:30
Temperature (97.6 F-99.6 F)				
Temperature Source				
Heart Rate	79	77	78	76
Pulse (60-100 beats/min)				
Method				
Respirations				
Respiratory Rate (12-20 breaths/min)				
Blood Pressure				
Blood Pressure (90/60-120/80 mmHg)	115/46 L	106/45 L	109/43 L	101/48 L
Mean (mmHg)	60	59	57	62
Location				
Source				
Oxygen				
Pulse Oximetry (92-100 %)	100	100	100	100
O2 Delivery				
Oxygen Flow Rate (L/min)				
FI02 (%)				
End-Tidal CO2 (mmHg)	37	36	36	36
Richmond Agitation Sedation Scale				
Richmond Agitation Sedation Scale				
Intracranial Pressure				
ICP (mmHg)				

Lyons, Kathleen A

Facility: Queen of the Valley Hospital **Location:** Q 1 Intensive Care Unit
 61 F 07/13/1961 **Med Rec Num:** MR01483046

Room-Bed: QI007-A
Visit: QH0054940416

Vital Signs - Continued

	11/07/22 06:45	11/07/22 07:00	11/07/22 07:15	11/07/22 07:30
Temperature				
Temperature (97.6 F-99.6 F)				
Temperature Source				
Heart Rate				
Pulse (60-100 beats/min)	80	78	76	78
Method				
Respirations				
Respiratory Rate (12-20 breaths/min)				
Blood Pressure				
Blood Pressure (90/60-120/80 mmHg)	109/42 L	113/43 L	113/43 L	114/42 L
Mean (mmHg)	57	59	59	56
Location				
Source				
Oxygen				
Pulse Oximetry (92-100 %)	100	100	100	100
O2 Delivery				
Oxygen Flow Rate (L/min)				
FI02 (%)				
End-Tidal CO2 (mmHg)	36	37	37	35
Richmond Agitation Sedation Scale				
Richmond Agitation Sedation Scale				
Intracranial Pressure				
ICP (mmHg)				

	11/07/22 07:45	11/07/22 08:00	11/07/22 08:15	11/07/22 08:30
Temperature				
Temperature (97.6 F-99.6 F)		97.7 F		
Temperature Source		Oral		
Heart Rate				
Pulse (60-100 beats/min)	80	75	78	80
Method				

Lyons, Kathleen A

Facility: Queen of the Valley Hospital **Location:** Q 1 Intensive Care Unit
 61 F 07/13/1961 **Med Rec Num:** MR01483046

Room-Bed: QI007-A
Visit: QH0054940416

Vital Signs - Continued

Respirations				
Respiratory Rate (12-20 breaths/min)				
Blood Pressure				
Blood Pressure (90/60-120/80 mmHg)	110/46 L	105/53 L	113/44 L	105/45 L
Mean (mmHg)	60	65	57	59
Location				
Source				
Oxygen				
Pulse Oximetry (92-100 %)	100	100	100	100
O2 Delivery				
Oxygen Flow Rate (L/min)				
FIO2 (%)				
End-Tidal CO2 (mmHg)	35	36	37	35
Richmond Agitation Sedation Scale				
Richmond Agitation Sedation Scale				
Intracranial Pressure				
ICP (mmHg)				

Temperature	11/07/22	11/07/22	11/07/22	11/07/22
Temperature (97.6 F-99.6 F)	08:45	09:00	09:15	09:30
Temperature Source				
Heart Rate				
Pulse (60-100 beats/min)	81	81	79	80
Method				
Respirations				
Respiratory Rate (12-20 breaths/min)				
Blood Pressure				
Blood Pressure (90/60-120/80 mmHg)	122/48 H	121/43 H	116/46 L	110/47 L
Mean (mmHg)	64	64	62	63
Location				
Source				
Oxygen				
Pulse Oximetry (92-100 %)	100	100	100	100
O2 Delivery				

Lyons, Kathleen A

Facility: Queen of the Valley Hospital **Location:** Q 1 Intensive Care Unit
 61 F 07/13/1961 **Med Rec Num:** MR01483046

Room-Bed: QI007-A
Visit: QH0054940416

Vital Signs - Continued

Oxygen Flow Rate (L/min)				
FI02 (%)				
End-Tidal CO2 (mmHg)	36	35	35	25
Richmond Agitation Sedation Scale				
Richmond Agitation Sedation Scale				
Intracranial Pressure				
ICP (mmHg)				

	11/07/22 09:45	11/07/22 10:00	11/07/22 10:15	11/07/22 10:30
Temperature				
Temperature (97.6 F-99.6 F)				
Temperature Source				
Heart Rate				
Pulse (60-100 beats/min)	85	81	84	85
Method				
Respirations				
Respiratory Rate (12-20 breaths/min)				
Blood Pressure				
Blood Pressure (90/60-120/80 mmHg)	119/43 L	120/48 L	104/44 L	120/46 L
Mean (mmHg)	62	62	59	62
Location				
Source				
Oxygen				
Pulse Oximetry (92-100 %)	100	100	100	100
O2 Delivery				
Oxygen Flow Rate (L/min)				
FI02 (%)				
End-Tidal CO2 (mmHg)	35	36	33	36
Richmond Agitation Sedation Scale				
Richmond Agitation Sedation Scale				
Intracranial Pressure				
ICP (mmHg)				

Lyons, Kathleen A

Facility: Queen of the Valley Hospital **Location:** Q 1 Intensive Care Unit
 61 F 07/13/1961 **Med Rec Num:** MR01483046

Room-Bed: QI007-A
Visit: QH0054940416

Vital Signs - Continued

	11/07/22 10:45	11/07/22 11:00	11/07/22 11:15	11/07/22 11:30
Temperature				
Temperature (97.6 F-99.6 F)				
Temperature Source				
Heart Rate				
Pulse (60-100 beats/min)	85	82	85	86
Method				
Respirations				
Respiratory Rate (12-20 breaths/min)				
Blood Pressure				
Blood Pressure (90/60-120/80 mmHg)	116/45 L	119/45 L	108/39 L	102/43 L
Mean (mmHg)	58	59	56	56
Location				
Source				
Oxygen				
Pulse Oximetry (92-100 %)	100	100	100	100
O2 Delivery				
Oxygen Flow Rate (L/min)				
FI02 (%)				
End-Tidal CO2 (mmHg)	39	34	36	35
Richmond Agitation Sedation Scale				
Richmond Agitation Sedation Scale				
Intracranial Pressure				
ICP (mmHg)				

	11/07/22 11:45	11/07/22 12:00	11/07/22 12:15	11/07/22 12:30
Temperature				
Temperature (97.6 F-99.6 F)		97.9 F		
Temperature Source		Oral		
Heart Rate				
Pulse (60-100 beats/min)	82	80	79	77
Method				

Lyons, Kathleen A

Facility: Queen of the Valley Hospital **Location:** Q 1 Intensive Care Unit
 61 F 07/13/1961 **Med Rec Num:** MR01483046

Room-Bed: QI007-A
Visit: QH0054940416

Vital Signs - Continued

Respirations				
Respiratory Rate (12-20 breaths/min)				
Blood Pressure				
Blood Pressure (90/60-120/80 mmHg)	111/46 L	97/42 L	103/39 L	94/42 L
Mean (mmHg)	59	53	56	54
Location				
Source				
Oxygen				
Pulse Oximetry (92-100 %)	100	100	100	100
O2 Delivery				
Oxygen Flow Rate (L/min)				
FIO2 (%)				
End-Tidal CO2 (mmHg)	36	35	34	35
Richmond Agitation Sedation Scale				
Richmond Agitation Sedation Scale				
Intracranial Pressure				
ICP (mmHg)				

Temperature	11/07/22	11/07/22	11/07/22	11/07/22
Temperature (97.6 F-99.6 F)	12:45	13:00	13:15	13:30
Temperature Source				
Heart Rate				
Pulse (60-100 beats/min)	81	81	81	87
Method				
Respirations				
Respiratory Rate (12-20 breaths/min)				
Blood Pressure				
Blood Pressure (90/60-120/80 mmHg)	93/40 L	104/43 L	102/42 L	107/48 L
Mean (mmHg)	53	57	57	61
Location				
Source				
Oxygen				
Pulse Oximetry (92-100 %)	100	100	100	100
O2 Delivery				

Lyons, Kathleen A

Facility: Queen of the Valley Hospital **Location:** Q 1 Intensive Care Unit
 61 F 07/13/1961 **Med Rec Num:** MR01483046

Room-Bed: QI007-A
Visit: QH0054940416

Vital Signs - Continued

Oxygen Flow Rate (L/min)				
FI02 (%)				
End-Tidal CO2 (mmHg)	34	32	35	37
Richmond Agitation Sedation Scale				
Richmond Agitation Sedation Scale				
Intracranial Pressure				
ICP (mmHg)				

	11/07/22 13:46	11/07/22 14:00	11/07/22 14:16	11/07/22 14:30
Temperature				
Temperature (97.6 F-99.6 F)				
Temperature Source				
Heart Rate				
Pulse (60-100 beats/min)	81	75	82	81
Method				
Respirations				
Respiratory Rate (12-20 breaths/min)				
Blood Pressure				
Blood Pressure (90/60-120/80 mmHg)	114/47 L	113/42 L	105/39 L	105/41 L
Mean (mmHg)	61	65	55	62
Location				
Source				
Oxygen				
Pulse Oximetry (92-100 %)	100	100	100	100
O2 Delivery				
Oxygen Flow Rate (L/min)				
FI02 (%)				
End-Tidal CO2 (mmHg)	34	36	36	35
Richmond Agitation Sedation Scale				
Richmond Agitation Sedation Scale				
Intracranial Pressure				
ICP (mmHg)				

Lyons, Kathleen A

Facility: Queen of the Valley Hospital **Location:** Q 1 Intensive Care Unit
 61 F 07/13/1961 **Med Rec Num:** MR01483046

Room-Bed: QI007-A
Visit: QH0054940416

Vital Signs - Continued

	11/07/22 14:46	11/07/22 15:00	11/07/22 15:16	11/07/22 15:30
Temperature				
Temperature (97.6 F-99.6 F)				
Temperature Source				
Heart Rate				
Pulse (60-100 beats/min)	79	79	80	82
Method				
Respirations				
Respiratory Rate (12-20 breaths/min)				
Blood Pressure				
Blood Pressure (90/60-120/80 mmHg)	101/44 L	102/43 L	106/44 L	106/45 L
Mean (mmHg)	57	62	56	65
Location				
Source				
Oxygen				
Pulse Oximetry (92-100 %)		100		100
O2 Delivery				
Oxygen Flow Rate (L/min)				
FI02 (%)				
End-Tidal CO2 (mmHg)	35	36	36	34
Richmond Agitation Sedation Scale				
Richmond Agitation Sedation Scale				
Intracranial Pressure				
ICP (mmHg)				

	11/07/22 15:46	11/07/22 16:00	11/07/22 16:16	11/07/22 16:30
Temperature				
Temperature (97.6 F-99.6 F)		100.4 F H		
Temperature Source		Oral		
Heart Rate				
Pulse (60-100 beats/min)	79	78	83	81
Method				

Lyons, Kathleen A

Facility: Queen of the Valley Hospital **Location:** Q 1 Intensive Care Unit
 61 F 07/13/1961 **Med Rec Num:** MR01483046

Room-Bed: QI007-A
Visit: QH0054940416

Vital Signs - Continued

Respirations				
Respiratory Rate (12-20 breaths/min)				
Blood Pressure				
Blood Pressure (90/60-120/80 mmHg)	102/43 L	104/45 L	101/43 L	108/45 L
Mean (mmHg)	56	64	54	66
Location				
Source				
Oxygen				
Pulse Oximetry (92-100 %)	99	100		
O2 Delivery				
Oxygen Flow Rate (L/min)				
FIO2 (%)				
End-Tidal CO2 (mmHg)	35	36	35	36
Richmond Agitation Sedation Scale				
Richmond Agitation Sedation Scale				
Intracranial Pressure				
ICP (mmHg)				

Temperature	11/07/22	11/07/22	11/07/22	11/07/22
Temperature (97.6 F-99.6 F)	16:46	17:00	17:16	17:30
Temperature Source				
Heart Rate				
Pulse (60-100 beats/min)	78	80	79	88
Method				
Respirations				
Respiratory Rate (12-20 breaths/min)				
Blood Pressure				
Blood Pressure (90/60-120/80 mmHg)	106/45 L	114/42 L	110/47 L	129/45 H
Mean (mmHg)	57	66	59	73
Location				
Source				
Oxygen				
Pulse Oximetry (92-100 %)				
O2 Delivery				

Lyons, Kathleen A

Facility: Queen of the Valley Hospital **Location:** Q 1 Intensive Care Unit
 61 F 07/13/1961 **Med Rec Num:** MR01483046

Room-Bed: QI007-A
Visit: QH0054940416

Vital Signs - Continued

Oxygen Flow Rate (L/min)				
FI02 (%)				
End-Tidal CO2 (mmHg)	36	35	30	38
Richmond Agitation Sedation Scale				
Richmond Agitation Sedation Scale				
Intracranial Pressure				
ICP (mmHg)				

	11/07/22 17:46	11/07/22 18:00	11/07/22 18:16	11/07/22 18:30
Temperature				
Temperature (97.6 F-99.6 F)				
Temperature Source				
Heart Rate				
Pulse (60-100 beats/min)	87	76	77	76
Method				
Respirations				
Respiratory Rate (12-20 breaths/min)				
Blood Pressure				
Blood Pressure (90/60-120/80 mmHg)	117/40 L	114/45 L	103/41 L	
Mean (mmHg)	59	68	57	
Location				
Source				
Oxygen				
Pulse Oximetry (92-100 %)			100	100
O2 Delivery				
Oxygen Flow Rate (L/min)				
FI02 (%)				
End-Tidal CO2 (mmHg)	34	36	36	36
Richmond Agitation Sedation Scale				
Richmond Agitation Sedation Scale				
Intracranial Pressure				
ICP (mmHg)				

Lyons, Kathleen A

Facility: Queen of the Valley Hospital **Location:** Q 1 Intensive Care Unit
 61 F 07/13/1961 **Med Rec Num:** MR01483046

Room-Bed: QI007-A
Visit: QH0054940416

Vital Signs - Continued

	11/07/22 18:31	11/07/22 18:45	11/07/22 19:00	11/07/22 19:15
Temperature				
Temperature (97.6 F-99.6 F)				
Temperature Source				
Heart Rate				
Pulse (60-100 beats/min)	78	81	75	77
Method				
Respirations				
Respiratory Rate (12-20 breaths/min)				
Blood Pressure				
Blood Pressure (90/60-120/80 mmHg)	102/41 L	114/45 L	103/38 L	108/42 L
Mean (mmHg)	57	68	59	64
Location				
Source				
Oxygen				
Pulse Oximetry (92-100 %)	100	100	99	100
O2 Delivery				
Oxygen Flow Rate (L/min)				
FI02 (%)				
End-Tidal CO2 (mmHg)	35	33	36	35
Richmond Agitation Sedation Scale				
Richmond Agitation Sedation Scale				
Intracranial Pressure				
ICP (mmHg)				

	11/07/22 19:30	11/07/22 19:45	11/07/22 20:00	11/07/22 20:15
Temperature				
Temperature (97.6 F-99.6 F)			98.6 F	
Temperature Source			Axillary	
Heart Rate				
Pulse (60-100 beats/min)	76	94	75	81
Method			Monitor	

Lyons, Kathleen A

Facility: Queen of the Valley Hospital **Location:** Q 1 Intensive Care Unit
 61 F 07/13/1961 **Med Rec Num:** MR01483046

Room-Bed: QI007-A
Visit: QH0054940416

Vital Signs - Continued

Respirations					
Respiratory Rate (12-20 breaths/min)				30 H	
Blood Pressure					
Blood Pressure (90/60-120/80 mmHg)	103/50 L	120/42 L	105/42 L	107/44 L	
Mean (mmHg)	67	68	63	65	
Location			Left Arm		
Source			Automatic Cuff		
Oxygen					
Pulse Oximetry (92-100 %)	100	99	100	100	
O2 Delivery			Mechanical Ventilation		
Oxygen Flow Rate (L/min)					
FI02 (%)					
End-Tidal CO2 (mmHg)	36	34	35	36	
Richmond Agitation Sedation Scale					
Richmond Agitation Sedation Scale					
Intracranial Pressure					
ICP (mmHg)					

Temperature	11/07/22	11/07/22	11/07/22	11/07/22
Temperature (97.6 F-99.6 F)	20:30	20:45	21:00	21:15
Temperature Source				
Heart Rate				
Pulse (60-100 beats/min)	77	82	79	80
Method				
Respirations				
Respiratory Rate (12-20 breaths/min)				
Blood Pressure				
Blood Pressure (90/60-120/80 mmHg)	110/44 L	103/46 L	117/45 L	112/43 L
Mean (mmHg)	66	65	69	66
Location				
Source				
Oxygen				
Pulse Oximetry (92-100 %)	100	100	100	100

Lyons, Kathleen A

Facility: Queen of the Valley Hospital **Location:** Q 1 Intensive Care Unit
 61 F 07/13/1961 **Med Rec Num:** MR01483046

Room-Bed: QI007-A
Visit: QH0054940416

Vital Signs - Continued

O2 Delivery				
Oxygen Flow Rate (L/min)				
FI02 (%)				
End-Tidal CO2 (mmHg)	36	33	36	36
Richmond Agitation Sedation Scale				
Richmond Agitation Sedation Scale				
Intracranial Pressure				
ICP (mmHg)				

Temperature	11/07/22 21:30	11/07/22 21:45	11/07/22 22:00	11/07/22 22:15
Temperature (97.6 F-99.6 F)				
Temperature Source				
Heart Rate	79	78	83	79
Pulse (60-100 beats/min)				
Method				
Respirations				
Respiratory Rate (12-20 breaths/min)				
Blood Pressure				
Blood Pressure (90/60-120/80 mmHg)	107/46 L	108/41 L	110/44 L	114/41 L
Mean (mmHg)	66	63	66	65
Location				
Source				
Oxygen				
Pulse Oximetry (92-100 %)	100	100	100	100
O2 Delivery				
Oxygen Flow Rate (L/min)				
FI02 (%)				
End-Tidal CO2 (mmHg)	36	31	35	36
Richmond Agitation Sedation Scale				
Richmond Agitation Sedation Scale				
Intracranial Pressure				
ICP (mmHg)				

Lyons, Kathleen A

Facility: Queen of the Valley Hospital **Location:** Q 1 Intensive Care Unit
 61 F 07/13/1961 **Med Rec Num:** MR01483046

Room-Bed: QI007-A
Visit: QH0054940416

Vital Signs - Continued

	11/07/22 22:30	11/07/22 22:45	11/07/22 23:00	11/07/22 23:15
Temperature				
Temperature (97.6 F-99.6 F)				
Temperature Source				
Heart Rate				
Pulse (60-100 beats/min)	81	82	81	83
Method				
Respirations				
Respiratory Rate (12-20 breaths/min)				
Blood Pressure				
Blood Pressure (90/60-120/80 mmHg)	109/48 L	102/41 L	108/45 L	110/43 L
Mean (mmHg)	68	55	58	59
Location				
Source				
Oxygen				
Pulse Oximetry (92-100 %)	100	100	100	99
O2 Delivery				
Oxygen Flow Rate (L/min)				
FI02 (%)				
End-Tidal CO2 (mmHg)	36	35	33	33
Richmond Agitation Sedation Scale				
Richmond Agitation Sedation Scale				
Intracranial Pressure				
ICP (mmHg)				

	11/07/22 23:30	11/07/22 23:45	11/08/22 00:00	11/08/22 00:15
Temperature				
Temperature (97.6 F-99.6 F)			98.8 F	
Temperature Source			Axillary	
Heart Rate				
Pulse (60-100 beats/min)	78	79	81	90
Method			Monitor	

Lyons, Kathleen A

Facility: Queen of the Valley Hospital **Location:** Q 1 Intensive Care Unit
 61 F 07/13/1961 **Med Rec Num:** MR01483046

Room-Bed: QI007-A
Visit: QH0054940416

Vital Signs - Continued

Respirations				
Respiratory Rate (12-20 breaths/min)				
Blood Pressure				
Blood Pressure (90/60-120/80 mmHg)	98/43 L	104/44 L	119/47 L	87/55 L
Mean (mmHg)	56	58	65	62
Location			Left Arm	
Source			Automatic Cuff	
Oxygen				
Pulse Oximetry (92-100 %)	98	99	98	
O2 Delivery			Mechanical Ventilation	
Oxygen Flow Rate (L/min)				
FI02 (%)			28	
End-Tidal CO2 (mmHg)	33	34	34	32
Richmond Agitation Sedation Scale				
Richmond Agitation Sedation Scale				
Intracranial Pressure				
ICP (mmHg)				

Temperature	11/08/22	11/08/22	11/08/22	11/08/22
Temperature (97.6 F-99.6 F)	00:30	00:45	00:46	01:00
Temperature Source				
Heart Rate				
Pulse (60-100 beats/min)	77	75	77	78
Method				
Respirations				
Respiratory Rate (12-20 breaths/min)				
Blood Pressure				
Blood Pressure (90/60-120/80 mmHg)	110/43 L	112/45 L		
Mean (mmHg)	60	59		
Location				
Source				
Oxygen				
Pulse Oximetry (92-100 %)	100	100	100	100

Lyons, Kathleen A

Facility: Queen of the Valley Hospital **Location:** Q 1 Intensive Care Unit
 61 F 07/13/1961 **Med Rec Num:** MR01483046

Room-Bed: QI007-A
Visit: QH0054940416

Vital Signs - Continued

O2 Delivery				
Oxygen Flow Rate (L/min)				
FI02 (%)				
End-Tidal CO2 (mmHg)	37	36	36	37
Richmond Agitation Sedation Scale				
Richmond Agitation Sedation Scale				
Intracranial Pressure				
ICP (mmHg)				

Temperature	11/08/22 01:01	11/08/22 01:15	11/08/22 01:30	11/08/22 01:45
Temperature (97.6 F-99.6 F)				
Temperature Source				
Heart Rate	81	82	79	81
Pulse (60-100 beats/min)				
Method				
Respirations				
Respiratory Rate (12-20 breaths/min)				
Blood Pressure				
Blood Pressure (90/60-120/80 mmHg)	107/47 L	111/46 L	114/48 L	117/41 L
Mean (mmHg)	60	60	64	59
Location				
Source				
Oxygen				
Pulse Oximetry (92-100 %)	99	100	100	98
O2 Delivery				
Oxygen Flow Rate (L/min)				
FI02 (%)				
End-Tidal CO2 (mmHg)	34	36	36	33
Richmond Agitation Sedation Scale				
Richmond Agitation Sedation Scale				
Intracranial Pressure				
ICP (mmHg)				

Lyons, Kathleen A

Facility: Queen of the Valley Hospital
 61 F 07/13/1961

Location: Q 1 Intensive Care Unit
Med Rec Num: MR01483046

Room-Bed: QI007-A
Visit: QH0054940416

Vital Signs - Continued

Temperature	11/08/22 01:46	11/08/22 02:00	11/08/22 02:01	11/08/22 02:15
Temperature (97.6 F-99.6 F)				
Temperature Source				
Heart Rate				
Pulse (60-100 beats/min)	76	80	88	77
Method				
Respirations				
Respiratory Rate (12-20 breaths/min)				
Blood Pressure				
Blood Pressure (90/60-120/80 mmHg)		114/47 L		113/47 L
Mean (mmHg)		61		63
Location				
Source				
Oxygen				
Pulse Oximetry (92-100 %)	100	99	99	98
O2 Delivery				
Oxygen Flow Rate (L/min)				
FI02 (%)				
End-Tidal CO2 (mmHg)	35	36	30	34
Richmond Agitation Sedation Scale				
Richmond Agitation Sedation Scale				
Intracranial Pressure				
ICP (mmHg)				

Temperature	11/08/22 02:16	11/08/22 02:30	11/08/22 02:45	11/08/22 03:00
Temperature (97.6 F-99.6 F)				
Temperature Source				
Heart Rate				
Pulse (60-100 beats/min)	81	86	82	78
Method				

Lyons, Kathleen A

Facility: Queen of the Valley Hospital **Location:** Q 1 Intensive Care Unit
 61 F 07/13/1961 **Med Rec Num:** MR01483046

Room-Bed: QI007-A
Visit: QH0054940416

Vital Signs - Continued

Respirations					
Respiratory Rate (12-20 breaths/min)					
Blood Pressure					
Blood Pressure (90/60-120/80 mmHg)		116/54 L	112/51 L	124/50 H	
Mean (mmHg)		69	64	69	
Location					
Source					
Oxygen					
Pulse Oximetry (92-100 %)		100	100	100	100
O2 Delivery					
Oxygen Flow Rate (L/min)					
FIO2 (%)					
End-Tidal CO2 (mmHg)		35	33	30	35
Richmond Agitation Sedation Scale					
Richmond Agitation Sedation Scale					
Intracranial Pressure					
ICP (mmHg)					

Temperature		11/08/22 03:15	11/08/22 03:30	11/08/22 03:45	11/08/22 04:00	
Temperature (97.6 F-99.6 F)					98.2 F	
Temperature Source					Axillary	
Heart Rate						
Pulse (60-100 beats/min)		86	80	90	86	
Method					Monitor	
Respirations						
Respiratory Rate (12-20 breaths/min)						
Blood Pressure						
Blood Pressure (90/60-120/80 mmHg)		123/52 H	103/43 L	125/59 H	114/46 L	
Mean (mmHg)		69	56	73	63	
Location					Left Arm	
Source					Automatic Cuff	
Oxygen						
Pulse Oximetry (92-100 %)		100	100		100	
O2 Delivery						

Lyons, Kathleen A

Facility: Queen of the Valley Hospital **Location:** Q 1 Intensive Care Unit
 61 F 07/13/1961 **Med Rec Num:** MR01483046

Room-Bed: QI007-A
Visit: QH0054940416

Vital Signs - Continued

Oxygen Flow Rate (L/min)				
FI02 (%)				28
End-Tidal CO2 (mmHg)	34	35	34	33
Richmond Agitation Sedation Scale				
Richmond Agitation Sedation Scale				
Intracranial Pressure				
ICP (mmHg)				

	11/08/22 04:15	11/08/22 04:30	11/08/22 04:45	11/08/22 05:00
Temperature				
Temperature (97.6 F-99.6 F)				
Temperature Source				
Heart Rate				
Pulse (60-100 beats/min)	85	80	85	79
Method				
Respirations				
Respiratory Rate (12-20 breaths/min)				
Blood Pressure				
Blood Pressure (90/60-120/80 mmHg)	104/51 L	105/41 L	116/48 L	108/49 L
Mean (mmHg)	62	57	61	62
Location				
Source				
Oxygen				
Pulse Oximetry (92-100 %)	100	100	99	100
O2 Delivery				
Oxygen Flow Rate (L/min)				
FI02 (%)				
End-Tidal CO2 (mmHg)	36	35	36	33
Richmond Agitation Sedation Scale				
Richmond Agitation Sedation Scale				
Intracranial Pressure				
ICP (mmHg)				

Lyons, Kathleen A

Facility: Queen of the Valley Hospital **Location:** Q 1 Intensive Care Unit
 61 F 07/13/1961 **Med Rec Num:** MR01483046

Room-Bed: QI007-A
Visit: QH0054940416

Vital Signs - Continued

	11/08/22 05:15	11/08/22 05:30	11/08/22 05:45	11/08/22 06:00
Temperature				
Temperature (97.6 F-99.6 F)				
Temperature Source				
Heart Rate				
Pulse (60-100 beats/min)	83	86	84	83
Method				
Respirations				
Respiratory Rate (12-20 breaths/min)				
Blood Pressure				
Blood Pressure (90/60-120/80 mmHg)	123/48 H	119/51 L	114/48 L	124/46 H
Mean (mmHg)	62	66	64	63
Location				
Source				
Oxygen				
Pulse Oximetry (92-100 %)	100	100	100	99
O2 Delivery				
Oxygen Flow Rate (L/min)				
FI02 (%)				
End-Tidal CO2 (mmHg)	34	34	35	35
Richmond Agitation Sedation Scale				
Richmond Agitation Sedation Scale				
Intracranial Pressure				
ICP (mmHg)				

	11/08/22 06:15	11/08/22 06:30	11/08/22 06:45	11/08/22 07:00
Temperature				
Temperature (97.6 F-99.6 F)				
Temperature Source				
Heart Rate				
Pulse (60-100 beats/min)	85	82	88	82
Method				

Lyons, Kathleen A

Facility: Queen of the Valley Hospital **Location:** Q 1 Intensive Care Unit
 61 F 07/13/1961 **Med Rec Num:** MR01483046

Room-Bed: QI007-A
Visit: QH0054940416

Vital Signs - Continued

Respirations				
Respiratory Rate (12-20 breaths/min)				
Blood Pressure				
Blood Pressure (90/60-120/80 mmHg)	117/49 L	119/49 L	122/54 H	116/47 L
Mean (mmHg)	63	66	70	62
Location				
Source				
Oxygen				
Pulse Oximetry (92-100 %)	100	100	100	100
O2 Delivery				
Oxygen Flow Rate (L/min)				
FIO2 (%)				
End-Tidal CO2 (mmHg)	33	34	33	37
Richmond Agitation Sedation Scale				
Richmond Agitation Sedation Scale				
Intracranial Pressure				
ICP (mmHg)				

Temperature				
Temperature (97.6 F-99.6 F)	11/08/22 07:15	11/08/22 07:30	11/08/22 07:45	11/08/22 08:00
Temperature Source				
Heart Rate				
Pulse (60-100 beats/min)	82	82	85	87
Method				
Respirations				
Respiratory Rate (12-20 breaths/min)				
Blood Pressure				
Blood Pressure (90/60-120/80 mmHg)	117/50 L	125/48 H	133/51 H	115/53 L
Mean (mmHg)	64	66	70	73
Location				
Source				
Oxygen				
Pulse Oximetry (92-100 %)	100	100	100	100
O2 Delivery				

Lyons, Kathleen A

Facility: Queen of the Valley Hospital **Location:** Q 1 Intensive Care Unit
 61 F 07/13/1961 **Med Rec Num:** MR01483046

Room-Bed: QI007-A
Visit: QH0054940416

Vital Signs - Continued

Oxygen Flow Rate (L/min)				
FI02 (%)				
End-Tidal CO2 (mmHg)	36	34	35	30
Richmond Agitation Sedation Scale				
Richmond Agitation Sedation Scale				
Intracranial Pressure				
ICP (mmHg)				

	11/08/22 08:35	11/08/22 08:46	11/08/22 09:00	11/08/22 10:30
Temperature				
Temperature (97.6 F-99.6 F)				
Temperature Source				
Heart Rate				
Pulse (60-100 beats/min)	89	90	90	85
Method				
Respirations				
Respiratory Rate (12-20 breaths/min)				
Blood Pressure				
Blood Pressure (90/60-120/80 mmHg)	126/49 H	125/53 H	125/48 H	126/54 H
Mean (mmHg)	74	71	73	78
Location				
Source				
Oxygen				
Pulse Oximetry (92-100 %)		100	100	100
O2 Delivery				
Oxygen Flow Rate (L/min)				
FI02 (%)				
End-Tidal CO2 (mmHg)	35	36	34	36
Richmond Agitation Sedation Scale				
Richmond Agitation Sedation Scale				
Intracranial Pressure				
ICP (mmHg)				

Lyons, Kathleen A

Facility: Queen of the Valley Hospital **Location:** Q 1 Intensive Care Unit
 61 F 07/13/1961 **Med Rec Num:** MR01483046

Room-Bed: QI007-A
Visit: QH0054940416

Vital Signs - Continued

	11/08/22 11:00	11/08/22 11:30	11/08/22 12:00	11/08/22 12:30
Temperature				
Temperature (97.6 F-99.6 F)				
Temperature Source				
Heart Rate				
Pulse (60-100 beats/min)	85	86	83	87
Method				
Respirations				
Respiratory Rate (12-20 breaths/min)				
Blood Pressure				
Blood Pressure (90/60-120/80 mmHg)	125/54 H	118/52 L	119/54 L	124/52 H
Mean (mmHg)	77	74	75	76
Location				
Source				
Oxygen				
Pulse Oximetry (92-100 %)	100	98	98	
O2 Delivery				
Oxygen Flow Rate (L/min)				
FI02 (%)				
End-Tidal CO2 (mmHg)	36	33	36	35
Richmond Agitation Sedation Scale				
Richmond Agitation Sedation Scale				
Intracranial Pressure				
ICP (mmHg)				

	11/08/22 13:00	11/08/22 13:30	11/08/22 14:00	11/08/22 14:30
Temperature				
Temperature (97.6 F-99.6 F)				
Temperature Source				
Heart Rate				
Pulse (60-100 beats/min)	84	87	84	83
Method				

Lyons, Kathleen A

Facility: Queen of the Valley Hospital **Location:** Q 1 Intensive Care Unit
 61 F 07/13/1961 **Med Rec Num:** MR01483046

Room-Bed: QI007-A
Visit: QH0054940416

Vital Signs - Continued

Respirations				
Respiratory Rate (12-20 breaths/min)				
Blood Pressure				
Blood Pressure (90/60-120/80 mmHg)	125/57 H	112/65	124/49 H	115/50 L
Mean (mmHg)	79	80	74	71
Location				
Source				
Oxygen				
Pulse Oximetry (92-100 %)			97	98
O2 Delivery				
Oxygen Flow Rate (L/min)				
FIO2 (%)				
End-Tidal CO2 (mmHg)	35	34	35	28
Richmond Agitation Sedation Scale				
Richmond Agitation Sedation Scale				
Intracranial Pressure				
ICP (mmHg)				

Temperature				
Temperature (97.6 F-99.6 F)	11/08/22 15:00	11/08/22 15:30	11/08/22 16:00	11/08/22 16:30
Temperature Source				
Heart Rate				
Pulse (60-100 beats/min)	81	84	82	82
Method				
Respirations				
Respiratory Rate (12-20 breaths/min)				
Blood Pressure				
Blood Pressure (90/60-120/80 mmHg)	124/50 H	126/59 H	124/57 H	124/56 H
Mean (mmHg)	74	81	79	78
Location				
Source				
Oxygen				
Pulse Oximetry (92-100 %)	100	95	96	
O2 Delivery				

Lyons, Kathleen A

Facility: Queen of the Valley Hospital **Location:** Q 1 Intensive Care Unit
 61 F 07/13/1961 **Med Rec Num:** MR01483046

Room-Bed: QI007-A
Visit: QH0054940416

Vital Signs - Continued

Oxygen Flow Rate (L/min)				
FI02 (%)				
End-Tidal CO2 (mmHg)	40	34	36	35
Richmond Agitation Sedation Scale				
Richmond Agitation Sedation Scale				
Intracranial Pressure				
ICP (mmHg)				

	11/08/22 17:00	11/08/22 17:30	11/08/22 18:00	11/08/22 18:15
Temperature				
Temperature (97.6 F-99.6 F)				
Temperature Source				
Heart Rate				
Pulse (60-100 beats/min)	83	82	82	83
Method				
Respirations				
Respiratory Rate (12-20 breaths/min)				
Blood Pressure				
Blood Pressure (90/60-120/80 mmHg)	129/56 H	124/60 H	128/50 H	131/55 H
Mean (mmHg)	80	81	76	80
Location				
Source				
Oxygen				
Pulse Oximetry (92-100 %)	98	99		97
O2 Delivery				
Oxygen Flow Rate (L/min)				
FI02 (%)				
End-Tidal CO2 (mmHg)	36	39	35	35
Richmond Agitation Sedation Scale				
Richmond Agitation Sedation Scale				
Intracranial Pressure				
ICP (mmHg)				

Lyons, Kathleen A

Facility: Queen of the Valley Hospital **Location:** Q 1 Intensive Care Unit
 61 F 07/13/1961 **Med Rec Num:** MR01483046

Room-Bed: QI007-A
Visit: QH0054940416

Vital Signs - Continued

	11/08/22 18:30	11/08/22 18:45	11/08/22 19:00	11/08/22 19:15
Temperature				
Temperature (97.6 F-99.6 F)				
Temperature Source				
Heart Rate				
Pulse (60-100 beats/min)	83	80	84	79
Method				
Respirations				
Respiratory Rate (12-20 breaths/min)				
Blood Pressure				
Blood Pressure (90/60-120/80 mmHg)	130/51 H	127/54 H	120/51 L	120/55 L
Mean (mmHg)	77	78	74	76
Location				
Source				
Oxygen				
Pulse Oximetry (92-100 %)		98	98	98
O2 Delivery				
Oxygen Flow Rate (L/min)				
FI02 (%)				
End-Tidal CO2 (mmHg)	34	36	34	36
Richmond Agitation Sedation Scale				
Richmond Agitation Sedation Scale				
Intracranial Pressure				
ICP (mmHg)				

	11/08/22 19:30	11/08/22 19:45	11/08/22 20:00	11/08/22 20:15
Temperature				
Temperature (97.6 F-99.6 F)			98.2 F	
Temperature Source			Axillary	
Heart Rate				
Pulse (60-100 beats/min)	79	79	84	81
Method			Monitor	

Lyons, Kathleen A

Facility: Queen of the Valley Hospital **Location:** Q 1 Intensive Care Unit
 61 F 07/13/1961 **Med Rec Num:** MR01483046

Room-Bed: QI007-A
Visit: QH0054940416

Vital Signs - Continued

Respirations				
Respiratory Rate (12-20 breaths/min)				
Blood Pressure				
Blood Pressure (90/60-120/80 mmHg)	121/56 H	125/55 H	121/55 H	123/58 H
Mean (mmHg)	77	78	77	79
Location			Left Arm	
Source			Automatic Cuff	
Oxygen				
Pulse Oximetry (92-100 %)		97	98	99
O2 Delivery				
Oxygen Flow Rate (L/min)				
FIO2 (%)			28	
End-Tidal CO2 (mmHg)	36	34	34	34
Richmond Agitation Sedation Scale				
Richmond Agitation Sedation Scale				
Intracranial Pressure				
ICP (mmHg)				

Temperature	11/08/22	11/08/22	11/08/22	11/08/22
Temperature (97.6 F-99.6 F)	20:30	20:45	21:00	21:15
Temperature Source				
Heart Rate				
Pulse (60-100 beats/min)	87	80	79	75
Method				
Respirations				
Respiratory Rate (12-20 breaths/min)				
Blood Pressure				
Blood Pressure (90/60-120/80 mmHg)	115/58 L	123/55 H	121/54 H	127/54 H
Mean (mmHg)	77	77	76	78
Location				
Source				
Oxygen				
Pulse Oximetry (92-100 %)	98		98	
O2 Delivery				

Lyons, Kathleen A

Facility: Queen of the Valley Hospital **Location:** Q 1 Intensive Care Unit
 61 F 07/13/1961 **Med Rec Num:** MR01483046

Room-Bed: QI007-A
Visit: QH0054940416

Vital Signs - Continued

Oxygen Flow Rate (L/min)				
FI02 (%)				
End-Tidal CO2 (mmHg)	32	33	34	36
Richmond Agitation Sedation Scale				
Richmond Agitation Sedation Scale				
Intracranial Pressure				
ICP (mmHg)				

	11/08/22 21:30	11/08/22 21:45	11/08/22 22:00	11/08/22 22:15
Temperature				
Temperature (97.6 F-99.6 F)				
Temperature Source				
Heart Rate				
Pulse (60-100 beats/min)	82	79	78	77
Method				
Respirations				
Respiratory Rate (12-20 breaths/min)				
Blood Pressure				
Blood Pressure (90/60-120/80 mmHg)	123/55 H	131/57 H	119/55 L	120/61
Mean (mmHg)	77	81	76	80
Location				
Source				
Oxygen				
Pulse Oximetry (92-100 %)	100	99	99	
O2 Delivery				
Oxygen Flow Rate (L/min)				
FI02 (%)				
End-Tidal CO2 (mmHg)	33	36	36	36
Richmond Agitation Sedation Scale				
Richmond Agitation Sedation Scale				
Intracranial Pressure				
ICP (mmHg)				

Lyons, Kathleen A

Facility: Queen of the Valley Hospital **Location:** Q 1 Intensive Care Unit
 61 F 07/13/1961 **Med Rec Num:** MR01483046

Room-Bed: QI007-A
Visit: QH0054940416

Vital Signs - Continued

	11/08/22 22:30	11/08/22 22:45	11/08/22 23:00	11/08/22 23:15
Temperature				
Temperature (97.6 F-99.6 F)				
Temperature Source				
Heart Rate				
Pulse (60-100 beats/min)	79	80	77	78
Method				
Respirations				
Respiratory Rate (12-20 breaths/min)				
Blood Pressure				
Blood Pressure (90/60-120/80 mmHg)	132/51 H	128/60 H	122/56 H	133/56 H
Mean (mmHg)	78	82	78	81
Location				
Source				
Oxygen				
Pulse Oximetry (92-100 %)		99	99	99
O2 Delivery				
Oxygen Flow Rate (L/min)				
FI02 (%)				
End-Tidal CO2 (mmHg)	36	33	36	37
Richmond Agitation Sedation Scale				
Richmond Agitation Sedation Scale				
Intracranial Pressure				
ICP (mmHg)				

	11/08/22 23:30	11/08/22 23:45	11/09/22 00:00	11/09/22 00:15
Temperature				
Temperature (97.6 F-99.6 F)			97.7 F	
Temperature Source			Axillary	
Heart Rate				
Pulse (60-100 beats/min)	79	75	75	83
Method			Monitor	

Lyons, Kathleen A

Facility: Queen of the Valley Hospital **Location:** Q 1 Intensive Care Unit
 61 F 07/13/1961 **Med Rec Num:** MR01483046

Room-Bed: QI007-A
Visit: QH0054940416

Vital Signs - Continued

Respirations				
Respiratory Rate (12-20 breaths/min)				
Blood Pressure				
Blood Pressure (90/60-120/80 mmHg)	119/59 L	122/54 H	125/55 H	
Mean (mmHg)	79	76	78	
Location			Left Arm	
Source			Manual Cuff/ Auscultation	
Oxygen				
Pulse Oximetry (92-100 %)	99		100	
O2 Delivery				
Oxygen Flow Rate (L/min)				
FIO2 (%)				
End-Tidal CO2 (mmHg)	36	34	36	36
Richmond Agitation Sedation Scale				
Richmond Agitation Sedation Scale				
Intracranial Pressure				
ICP (mmHg)				

Temperature	11/09/22	11/09/22	11/09/22	11/09/22
Temperature (97.6 F-99.6 F)	00:30	00:45	01:00	01:15
Temperature Source				
Heart Rate				
Pulse (60-100 beats/min)	76	78	73	75
Method				
Respirations				
Respiratory Rate (12-20 breaths/min)				
Blood Pressure				
Blood Pressure (90/60-120/80 mmHg)	126/52 H	123/58 H	122/52 H	124/57 H
Mean (mmHg)	76	79	75	79
Location				
Source				
Oxygen				
Pulse Oximetry (92-100 %)	100	100	100	99

Lyons, Kathleen A

Facility: Queen of the Valley Hospital **Location:** Q 1 Intensive Care Unit
 61 F 07/13/1961 **Med Rec Num:** MR01483046

Room-Bed: QI007-A
Visit: QH0054940416

Vital Signs - Continued

O2 Delivery				
Oxygen Flow Rate (L/min)				
FI02 (%)				
End-Tidal CO2 (mmHg)	31	35	36	35
Richmond Agitation Sedation Scale				
Richmond Agitation Sedation Scale				
Intracranial Pressure				
ICP (mmHg)				

Temperature	11/09/22 01:30	11/09/22 01:45	11/09/22 02:00	11/09/22 02:15
Temperature (97.6 F-99.6 F)				
Temperature Source				
Heart Rate	79	80	78	78
Pulse (60-100 beats/min)				
Method				
Respirations				
Respiratory Rate (12-20 breaths/min)				
Blood Pressure				
Blood Pressure (90/60-120/80 mmHg)	129/60 H	129/55 H	124/60 H	131/58 H
Mean (mmHg)	83	79	81	82
Location				
Source				
Oxygen				
Pulse Oximetry (92-100 %)		99	100	99
O2 Delivery				
Oxygen Flow Rate (L/min)				
FI02 (%)				
End-Tidal CO2 (mmHg)	34	34	34	30
Richmond Agitation Sedation Scale				
Richmond Agitation Sedation Scale				
Intracranial Pressure				
ICP (mmHg)				

Lyons, Kathleen A

Facility: Queen of the Valley Hospital **Location:** Q 1 Intensive Care Unit
 61 F 07/13/1961 **Med Rec Num:** MR01483046

Room-Bed: QI007-A
Visit: QH0054940416

Vital Signs - Continued

	11/09/22 02:30	11/09/22 02:45	11/09/22 03:00	11/09/22 03:15
Temperature				
Temperature (97.6 F-99.6 F)				
Temperature Source				
Heart Rate				
Pulse (60-100 beats/min)	76	76	75	75
Method				
Respirations				
Respiratory Rate (12-20 breaths/min)				
Blood Pressure				
Blood Pressure (90/60-120/80 mmHg)	127/56 H	133/51 H	127/49 H	127/49 H
Mean (mmHg)	79	78	75	75
Location				
Source				
Oxygen				
Pulse Oximetry (92-100 %)	100	100	99	100
O2 Delivery				
Oxygen Flow Rate (L/min)				
FI02 (%)				
End-Tidal CO2 (mmHg)	34	35	34	33
Richmond Agitation Sedation Scale				
Richmond Agitation Sedation Scale				
Intracranial Pressure				
ICP (mmHg)				

	11/09/22 03:30	11/09/22 03:45	11/09/22 04:00	11/09/22 04:15
Temperature				
Temperature (97.6 F-99.6 F)			98.2 F	
Temperature Source			Axillary	
Heart Rate				
Pulse (60-100 beats/min)	78	82	76	76
Method			Monitor	

Lyons, Kathleen A

Facility: Queen of the Valley Hospital **Location:** Q 1 Intensive Care Unit
 61 F 07/13/1961 **Med Rec Num:** MR01483046

Room-Bed: QI007-A
Visit: QH0054940416

Vital Signs - Continued

Respirations				
Respiratory Rate (12-20 breaths/min)				
Blood Pressure				
Blood Pressure (90/60-120/80 mmHg)	129/61 H	137/57 H	122/55 H	131/52 H
Mean (mmHg)	83	83	77	78
Location				
Source				
Oxygen				
Pulse Oximetry (92-100 %)	100	100	100	
O2 Delivery				
Oxygen Flow Rate (L/min)				
FIO2 (%)				
End-Tidal CO2 (mmHg)	32	34	36	39
Richmond Agitation Sedation Scale				
Richmond Agitation Sedation Scale				
Intracranial Pressure				
ICP (mmHg)				

Temperature				
Temperature (97.6 F-99.6 F)	11/09/22 04:30	11/09/22 04:45	11/09/22 05:00	11/09/22 05:15
Temperature Source				
Heart Rate				
Pulse (60-100 beats/min)	73	73	72	72
Method				
Respirations				
Respiratory Rate (12-20 breaths/min)				
Blood Pressure				
Blood Pressure (90/60-120/80 mmHg)	123/57 H	121/53 H	126/52 H	132/52 H
Mean (mmHg)	79	75	76	78
Location				
Source				
Oxygen				
Pulse Oximetry (92-100 %)	100	100		
O2 Delivery				

Lyons, Kathleen A

Facility: Queen of the Valley Hospital **Location:** Q 1 Intensive Care Unit
 61 F 07/13/1961 **Med Rec Num:** MR01483046

Room-Bed: QI007-A
Visit: QH0054940416

Vital Signs - Continued

Oxygen Flow Rate (L/min)				
FI02 (%)				
End-Tidal CO2 (mmHg)	33	34	33	33
Richmond Agitation Sedation Scale				
Richmond Agitation Sedation Scale				
Intracranial Pressure				
ICP (mmHg)				

	11/09/22 05:30	11/09/22 05:45	11/09/22 06:00	11/09/22 06:15
Temperature				
Temperature (97.6 F-99.6 F)				
Temperature Source				
Heart Rate				
Pulse (60-100 beats/min)	73	74	76	73
Method				
Respirations				
Respiratory Rate (12-20 breaths/min)				
Blood Pressure				
Blood Pressure (90/60-120/80 mmHg)	129/61 H	124/55 H	126/57 H	122/53 H
Mean (mmHg)	83	78	80	76
Location				
Source				
Oxygen				
Pulse Oximetry (92-100 %)		100		
O2 Delivery				98
Oxygen Flow Rate (L/min)				
FI02 (%)				
End-Tidal CO2 (mmHg)	32	34	33	34
Richmond Agitation Sedation Scale				
Richmond Agitation Sedation Scale				
Intracranial Pressure				
ICP (mmHg)				

Lyons, Kathleen A

Facility: Queen of the Valley Hospital **Location:** Q 1 Intensive Care Unit
 61 F 07/13/1961 **Med Rec Num:** MR01483046

Room-Bed: QI007-A
Visit: QH0054940416

Vital Signs - Continued

	11/09/22 06:30	11/09/22 06:45	11/09/22 07:00	11/09/22 07:30
Temperature				
Temperature (97.6 F-99.6 F)				
Temperature Source				
Heart Rate				
Pulse (60-100 beats/min)	74	73	72	77
Method				
Respirations				
Respiratory Rate (12-20 breaths/min)				
Blood Pressure				
Blood Pressure (90/60-120/80 mmHg)	114/59 L	124/50 H	122/53 H	
Mean (mmHg)	77	74	76	
Location				
Source				
Oxygen				
Pulse Oximetry (92-100 %)		99	100	
O2 Delivery				
Oxygen Flow Rate (L/min)				
FI02 (%)				
End-Tidal CO2 (mmHg)	33	32	32	30
Richmond Agitation Sedation Scale				
Richmond Agitation Sedation Scale				
Intracranial Pressure				
ICP (mmHg)				

	11/09/22 08:00	11/09/22 08:30	11/09/22 09:00	11/09/22 09:01
Temperature				
Temperature (97.6 F-99.6 F)				
Temperature Source				
Heart Rate				
Pulse (60-100 beats/min)	75	72	79	77
Method				

Lyons, Kathleen A

Facility: Queen of the Valley Hospital **Location:** Q 1 Intensive Care Unit
 61 F 07/13/1961 **Med Rec Num:** MR01483046

Room-Bed: QI007-A
Visit: QH0054940416

Vital Signs - Continued

Respirations				
Respiratory Rate (12-20 breaths/min)				
Blood Pressure				
Blood Pressure (90/60-120/80 mmHg)	121/55 H	129/48 H	124/52 H	128/51 H
Mean (mmHg)	77	75	76	68
Location				
Source				
Oxygen				
Pulse Oximetry (92-100 %)	100	100	100	100
O2 Delivery				
Oxygen Flow Rate (L/min)				
FIO2 (%)				
End-Tidal CO2 (mmHg)	33	33	32	36
Richmond Agitation Sedation Scale				
Richmond Agitation Sedation Scale				
Intracranial Pressure				
ICP (mmHg)				

Temperature				
Temperature (97.6 F-99.6 F)	11/09/22 09:30	11/09/22 10:00	11/09/22 10:30	11/09/22 12:24
Temperature Source				
Heart Rate				
Pulse (60-100 beats/min)	72	74	73	97
Method				
Respirations				
Respiratory Rate (12-20 breaths/min)				
Blood Pressure				
Blood Pressure (90/60-120/80 mmHg)	124/51 H	123/52 H	112/53 L	121/68 H
Mean (mmHg)	75	75	72	79
Location				
Source				
Oxygen				
Pulse Oximetry (92-100 %)	100	100	100	99
O2 Delivery				

Lyons, Kathleen A

Facility: Queen of the Valley Hospital **Location:** Q 1 Intensive Care Unit
 61 F 07/13/1961 **Med Rec Num:** MR01483046

Room-Bed: QI007-A
Visit: QH0054940416

Vital Signs - Continued

Oxygen Flow Rate (L/min)				
FI02 (%)				
End-Tidal CO2 (mmHg)	28	33	33	
Richmond Agitation Sedation Scale				
Richmond Agitation Sedation Scale				
Intracranial Pressure				
ICP (mmHg)				

	11/09/22 12:30	11/09/22 13:00	11/09/22 13:30	11/09/22 14:00
Temperature				
Temperature (97.6 F-99.6 F)				
Temperature Source				
Heart Rate				
Pulse (60-100 beats/min)	94	83	84	78
Method				
Respirations				
Respiratory Rate (12-20 breaths/min)				
Blood Pressure				
Blood Pressure (90/60-120/80 mmHg)	132/64 H	124/60 H	124/59 H	124/54 H
Mean (mmHg)	86	81	80	77
Location				
Source				
Oxygen				
Pulse Oximetry (92-100 %)				
O2 Delivery				
Oxygen Flow Rate (L/min)				
FI02 (%)				
End-Tidal CO2 (mmHg)				
Richmond Agitation Sedation Scale				
Richmond Agitation Sedation Scale				
Intracranial Pressure				
ICP (mmHg)				

Lyons, Kathleen A

Facility: Queen of the Valley Hospital **Location:** Q 1 Intensive Care Unit
 61 F 07/13/1961 **Med Rec Num:** MR01483046

Room-Bed: QI007-A
Visit: QH0054940416

Vital Signs - Continued

	11/09/22 14:30	11/09/22 15:00	11/09/22 15:30	11/09/22 16:00
Temperature				
Temperature (97.6 F-99.6 F)				
Temperature Source				
Heart Rate				
Pulse (60-100 beats/min)	76	70	78	73
Method				
Respirations				
Respiratory Rate (12-20 breaths/min)				
Blood Pressure				
Blood Pressure (90/60-120/80 mmHg)	115/55 L	116/51 L	116/54 L	115/48 L
Mean (mmHg)	75	72	74	70
Location				
Source				
Oxygen				
Pulse Oximetry (92-100 %)				99
O2 Delivery				
Oxygen Flow Rate (L/min)				
FI02 (%)				
End-Tidal CO2 (mmHg)				
Richmond Agitation Sedation Scale				
Richmond Agitation Sedation Scale				
Intracranial Pressure				
ICP (mmHg)				

	11/09/22 16:30	11/09/22 17:00	11/09/22 17:30	11/09/22 18:00
Temperature				
Temperature (97.6 F-99.6 F)				
Temperature Source				
Heart Rate				
Pulse (60-100 beats/min)	74	71	77	71
Method				

Lyons, Kathleen A

Facility: Queen of the Valley Hospital **Location:** Q 1 Intensive Care Unit
 61 F 07/13/1961 **Med Rec Num:** MR01483046

Room-Bed: QI007-A
Visit: QH0054940416

Vital Signs - Continued

Respirations				
Respiratory Rate (12-20 breaths/min)				
Blood Pressure				
Blood Pressure (90/60-120/80 mmHg)	108/53 L	111/51 L	120/59 L	111/54 L
Mean (mmHg)	71	71	79	73
Location				
Source				
Oxygen				
Pulse Oximetry (92-100 %)				
O2 Delivery				
Oxygen Flow Rate (L/min)				
FIO2 (%)				
End-Tidal CO2 (mmHg)				32
Richmond Agitation Sedation Scale				
Richmond Agitation Sedation Scale				
Intracranial Pressure				
ICP (mmHg)				

Temperature	11/09/22	11/09/22	11/09/22	11/09/22
Temperature (97.6 F-99.6 F)	18:31	18:46	19:00	19:30
Temperature Source				
Heart Rate				
Pulse (60-100 beats/min)	72	74	73	72
Method		Monitor		
Respirations				
Respiratory Rate (12-20 breaths/min)			16	
Blood Pressure				
Blood Pressure (90/60-120/80 mmHg)	118/55 L	118/58 L	111/48 L	119/49 L
Mean (mmHg)	68	74	69	72
Location			Left Arm	
Source			Automatic Cuff	
Oxygen				
Pulse Oximetry (92-100 %)	100		100	99

Lyons, Kathleen A

Facility: Queen of the Valley Hospital **Location:** Q 1 Intensive Care Unit
 61 F 07/13/1961 **Med Rec Num:** MR01483046

Room-Bed: QI007-A
Visit: QH0054940416

Vital Signs - Continued

O2 Delivery				Mechanical Ventilation	
Oxygen Flow Rate (L/min)					
FI02 (%)				28	
End-Tidal CO2 (mmHg)	31		30	30	31
Richmond Agitation Sedation Scale					
Richmond Agitation Sedation Scale					
Intracranial Pressure					
ICP (mmHg)					

Temperature	11/09/22 20:00	11/09/22 20:30	11/09/22 21:00	11/09/22 21:30
Temperature (97.6 F-99.6 F)				98.5 F
Temperature Source				
Heart Rate				
Pulse (60-100 beats/min)	76	76	69	69
Method				Monitor
Respirations				
Respiratory Rate (12-20 breaths/min)				16
Blood Pressure				
Blood Pressure (90/60-120/80 mmHg)	128/52 H	119/53 L	118/49 L	118/48 L
Mean (mmHg)	71	75	72	71
Location				Left Arm
Source				Automatic Cuff
Oxygen				
Pulse Oximetry (92-100 %)	100	100	100	100
O2 Delivery				
Oxygen Flow Rate (L/min)				
FI02 (%)				28
End-Tidal CO2 (mmHg)	32	32	33	30
Richmond Agitation Sedation Scale				
Richmond Agitation Sedation Scale				
Intracranial Pressure				

Lyons, Kathleen A

Facility: Queen of the Valley Hospital **Location:** Q 1 Intensive Care Unit
 61 F 07/13/1961 **Med Rec Num:** MR01483046

Room-Bed: QI007-A
Visit: QH0054940416

Vital Signs - Continued

ICP (mmHg)

Temperature	11/09/22 21:31	11/09/22 21:46	11/09/22 22:00	11/09/22 22:01
Temperature (97.6 F-99.6 F)				
Temperature Source				
Heart Rate				
Pulse (60-100 beats/min)	70	71	69	75
Method				
Respirations				
Respiratory Rate (12-20 breaths/min)				
Blood Pressure				
Blood Pressure (90/60-120/80 mmHg)	118/48 L	118/50 L		119/54 L
Mean (mmHg)	65	66		66
Location				
Source				
Oxygen				
Pulse Oximetry (92-100 %)				100
O2 Delivery				
Oxygen Flow Rate (L/min)				
FIO2 (%)				
End-Tidal CO2 (mmHg)	33	33	32	32
Richmond Agitation Sedation Scale				
Richmond Agitation Sedation Scale				
Intracranial Pressure				
ICP (mmHg)				

Temperature	11/09/22 22:30	11/09/22 22:46	11/09/22 23:00	11/09/22 23:30
Temperature (97.6 F-99.6 F)			96.7 F L	
Temperature Source			Axillary	
Heart Rate				

Lyons, Kathleen A

Facility: Queen of the Valley Hospital **Location:** Q 1 Intensive Care Unit
 61 F 07/13/1961 **Med Rec Num:** MR01483046

Room-Bed: QI007-A
Visit: QH0054940416

Vital Signs - Continued

Pulse (60-100 beats/min)	Monitor	71	72	69	72
Method					
Respirations					
Respiratory Rate (12-20 breaths/min)		16		16	16
Blood Pressure					
Blood Pressure (90/60-120/80 mmHg)		119/50 L	127/54 H	114/51 L	118/54 L
Mean (mmHg)		73	68	72	75
Location		Left Arm		Left Arm	Left Arm
Source		Automatic Cuff		Automatic Cuff	Automatic Cuff
Oxygen					
Pulse Oximetry (92-100 %)		100	100	100	100
O2 Delivery					
		Mechanical Ventilation		Mechanical Ventilation	Mechanical Ventilation
Oxygen Flow Rate (L/min)					
FI02 (%)		28		28	28
End-Tidal CO2 (mmHg)		32	30	32	33
Richmond Agitation Sedation Scale					
Richmond Agitation Sedation Scale					
Intracranial Pressure					
ICP (mmHg)					

Temperature		11/10/22 00:00	11/10/22 00:30	11/10/22 01:00	11/10/22 01:30
Temperature (97.6 F-99.6 F)					
Temperature Source					
Heart Rate					
Pulse (60-100 beats/min)	Monitor	74	74	75	76
Method					
Respirations					
Respiratory Rate (12-20 breaths/min)	Monitor	16	16	20	16
Blood Pressure					
Blood Pressure (90/60-120/80 mmHg)		117/52 L	121/49 H	109/50 L	116/48 L
Mean (mmHg)		73	73	69	70
Location		Left Arm	Left Arm	Left Arm	Left Arm
Source		Automatic Cuff	Automatic Cuff	Automatic Cuff	Automatic Cuff

Lyons, Kathleen A

Facility: Queen of the Valley Hospital **Location:** Q 1 Intensive Care Unit
 61 F 07/13/1961 **Med Rec Num:** MR01483046

Room-Bed: QI007-A
Visit: QH0054940416

Vital Signs - Continued

Oxygen					
Pulse Oximetry (92-100 %)	100	100	100	100	
O2 Delivery	Mechanical Ventilation		Mechanical Ventilation	Mechanical Ventilation	
Oxygen Flow Rate (L/min)					
FIO2 (%)	28	28	28	28	
End-Tidal CO2 (mmHg)	32	33	31	33	
Richmond Agitation Sedation Scale					
Richmond Agitation Sedation Scale					
Intracranial Pressure					
ICP (mmHg)					

		11/10/22 02:00	11/10/22 02:00	11/10/22 02:30	11/10/22 03:00
Temperature					
Temperature (97.6 F-99.6 F)					
Temperature Source					
Heart Rate					
Pulse (60-100 beats/min)	77	84	78	79	
Method	Monitor	Monitor	Monitor	Monitor	
Respirations					
Respiratory Rate (12-20 breaths/min)	16	16		16	
Blood Pressure					
Blood Pressure (90/60-120/80 mmHg)	114/57 L	114/57 L	111/47 L	111/46 L	
Mean (mmHg)	76	76	68	67	
Location	Left Arm	Left Arm	Left Arm	Left Arm	
Source	Automatic Cuff	Automatic Cuff	Automatic Cuff	Automatic Cuff	
Oxygen					
Pulse Oximetry (92-100 %)	100	91 L	100	100	
O2 Delivery	Mechanical Ventilation	Mechanical Ventilation	Mechanical Ventilation	Mechanical Ventilation	
Oxygen Flow Rate (L/min)					
FIO2 (%)	28	28	28	28	
End-Tidal CO2 (mmHg)		32	30	31	
Richmond Agitation Sedation Scale					
Richmond Agitation Sedation Scale					

Lyons, Kathleen A

Facility: Queen of the Valley Hospital **Location:** Q 1 Intensive Care Unit
 61 F 07/13/1961 **Med Rec Num:** MR01483046

Room-Bed: QI007-A
Visit: QH0054940416

Vital Signs - Continued

Intracranial Pressure					
ICP (mmHg)					
Temperature	11/10/22 03:30	11/10/22 04:00	11/10/22 04:30	11/10/22 05:00	
Temperature (97.6 F-99.6 F)		96.7 F L			
Temperature Source		Axillary			
Heart Rate					
Pulse (60-100 beats/min)	83	101 H	88	80	
Method	Monitor	Monitor	Monitor	Monitor	
Respirations					
Respiratory Rate (12-20 breaths/min)	16	16	16	16	
Blood Pressure					
Blood Pressure (90/60-120/80 mmHg)	116/50 L	125/72 H	115/59 L	112/55 L	
Mean (mmHg)	72	82	77	74	
Location	Left Arm	Left Arm	Left Arm	Left Arm	
Source	Automatic Cuff	Automatic Cuff	Automatic Cuff	Automatic Cuff	
Oxygen					
Pulse Oximetry (92-100 %)	100	97	99	98	
O2 Delivery					
	Mechanical Ventilation	Mechanical Ventilation	Mechanical Ventilation	Mechanical Ventilation	
Oxygen Flow Rate (L/min)					
FI02 (%)	28	28	28	28	28
End-Tidal CO2 (mmHg)	32	31	31	33	
Richmond Agitation Sedation Scale					
Richmond Agitation Sedation Scale					
Intracranial Pressure					
ICP (mmHg)					

Temperature	11/10/22 05:30	11/10/22 06:00	11/10/22 06:02	11/10/22 06:30
Temperature (97.6 F-99.6 F)				

Lyons, Kathleen A

Facility: Queen of the Valley Hospital **Location:** Q 1 Intensive Care Unit
 61 F 07/13/1961 **Med Rec Num:** MR01483046

Room-Bed: QI007-A
Visit: QH0054940416

Vital Signs - Continued

Temperature Source					
Heart Rate					
Pulse (60-100 beats/min)	85	86	87	88	
Method	Monitor	Monitor			
Respirations					
Respiratory Rate (12-20 breaths/min)	16	16			
Blood Pressure					
Blood Pressure (90/60-120/80 mmHg)	123/52 H	119/50 L			
Mean (mmHg)	75	73			
Location	Left Arm	Left Arm			
Source	Automatic Cuff	Automatic Cuff			
Oxygen					
Pulse Oximetry (92-100 %)	96	100	99		
O2 Delivery					
	Mechanical Ventilation	Mechanical Ventilation			
Oxygen Flow Rate (L/min)					
FI02 (%)	28	28			
End-Tidal CO2 (mmHg)	33	32	32	33	
Richmond Agitation Sedation Scale					
Richmond Agitation Sedation Scale					
Intracranial Pressure					
ICP (mmHg)					

Temperature	11/10/22 06:31	11/10/22 06:45	11/10/22 07:00	11/10/22 07:01
Temperature (97.6 F-99.6 F)		97.7 F		
Temperature Source		Axillary		
Heart Rate			91	
Pulse (60-100 beats/min)	90			91
Method				
Respirations				
Respiratory Rate (12-20 breaths/min)				
Blood Pressure				
Blood Pressure (90/60-120/80 mmHg)	130/54 H			124/49 H
Mean (mmHg)	70			68

Lyons, Kathleen A

Facility: Queen of the Valley Hospital **Location:** Q 1 Intensive Care Unit
 61 F 07/13/1961 **Med Rec Num:** MR01483046

Room-Bed: QI007-A
Visit: QH0054940416

Vital Signs - Continued

Location					
Source					
Oxygen					
Pulse Oximetry (92-100 %)		100			100
O2 Delivery					
Oxygen Flow Rate (L/min)					
FIO2 (%)					
End-Tidal CO2 (mmHg)		33			33
Richmond Agitation Sedation Scale					
Richmond Agitation Sedation Scale					
Intracranial Pressure					
ICP (mmHg)					

Temperature		11/10/22 07:30	11/10/22 07:31	11/10/22 07:32	11/10/22 08:19
Temperature (97.6 F-99.6 F)					96.5 F L
Temperature Source					Temporal Artery Scan
Heart Rate					
Pulse (60-100 beats/min)		91	91	92	
Method					
Respirations					
Respiratory Rate (12-20 breaths/min)					
Blood Pressure					
Blood Pressure (90/60-120/80 mmHg)			127/50 H		
Mean (mmHg)			68		
Location					
Source					
Oxygen					
Pulse Oximetry (92-100 %)			100	100	100
O2 Delivery					
Oxygen Flow Rate (L/min)					
FIO2 (%)					
End-Tidal CO2 (mmHg)		33	33	33	
Richmond Agitation Sedation Scale					

Lyons, Kathleen A

Facility: Queen of the Valley Hospital **Location:** Q 1 Intensive Care Unit
 61 F 07/13/1961 **Med Rec Num:** MR01483046

Room-Bed: QI007-A
Visit: QH0054940416

Vital Signs - Continued

Richmond Agitation Sedation Scale					
Intracranial Pressure					
ICP (mmHg)					

Temperature		11/10/22 08:26	11/10/22 08:30	11/10/22 08:31	11/10/22 09:00
Temperature (97.6 F-99.6 F)					
Temperature Source					
Heart Rate		88	89	94	94
Pulse (60-100 beats/min)					
Method					
Respirations					
Respiratory Rate (12-20 breaths/min)					
Blood Pressure					
Blood Pressure (90/60-120/80 mmHg)		124/52 H		126/53 H	
Mean (mmHg)		68		69	
Location					
Source					
Oxygen					
Pulse Oximetry (92-100 %)		100		100	
O2 Delivery					
Oxygen Flow Rate (L/min)					
FI02 (%)					
End-Tidal CO2 (mmHg)		31	33	33	32
Richmond Agitation Sedation Scale					
Richmond Agitation Sedation Scale					
Intracranial Pressure					
ICP (mmHg)					

Temperature	11/10/22 09:01	11/10/22 09:02	11/10/22 09:30	11/10/22 09:31
Temperature (97.6 F-99.6 F)				97.5 F L

Lyons, Kathleen A

Facility: Queen of the Valley Hospital **Location:** Q 1 Intensive Care Unit
 61 F 07/13/1961 **Med Rec Num:** MR01483046

Room-Bed: QI007-A
Visit: QH0054940416

Vital Signs - Continued

Temperature Source				Temporal Artery Scan
Heart Rate				
Pulse (60-100 beats/min)	93	92	98	98
Method				
Respirations				
Respiratory Rate (12-20 breaths/min)				
Blood Pressure				
Blood Pressure (90/60-120/80 mmHg)	125/50 H			118/52 L
Mean (mmHg)	70			67
Location				
Source				
Oxygen				
Pulse Oximetry (92-100 %)	100	100		100
O2 Delivery				
Oxygen Flow Rate (L/min)				
FI02 (%)				
End-Tidal CO2 (mmHg)	34	33	33	31
Richmond Agitation Sedation Scale				
Richmond Agitation Sedation Scale				
Intracranial Pressure				
ICP (mmHg)				

Temperature	11/10/22 10:00	11/10/22 10:01	11/10/22 10:02	11/10/22 10:30
Temperature (97.6 F-99.6 F)				
Temperature Source				
Heart Rate				
Pulse (60-100 beats/min)	104 H	102 H	101 H	104 H
Method				
Respirations				
Respiratory Rate (12-20 breaths/min)				
Blood Pressure				
Blood Pressure (90/60-120/80 mmHg)		122/57 H		
Mean (mmHg)		72		

Lyons, Kathleen A

Facility: Queen of the Valley Hospital **Location:** Q 1 Intensive Care Unit
 61 F 07/13/1961 **Med Rec Num:** MR01483046

Room-Bed: QI007-A
Visit: QH0054940416

Vital Signs - Continued

Location				
Source				
Oxygen				
Pulse Oximetry (92-100 %)			100	
O2 Delivery				
Oxygen Flow Rate (L/min)				
FI02 (%)				
End-Tidal CO2 (mmHg)	34	31	33	33
Richmond Agitation Sedation Scale				
Richmond Agitation Sedation Scale				
Intracranial Pressure				
ICP (mmHg)				

Temperature	11/10/22 10:31	11/10/22 11:00	11/10/22 11:01	11/10/22 11:02
Temperature (97.6 F-99.6 F)				
Temperature Source				
Heart Rate				
Pulse (60-100 beats/min)	102 H	106 H	106 H	107 H
Method				
Respirations				
Respiratory Rate (12-20 breaths/min)				
Blood Pressure				
Blood Pressure (90/60-120/80 mmHg)	126/51 H		126/52 H	
Mean (mmHg)	67		66	
Location				
Source				
Oxygen				
Pulse Oximetry (92-100 %)	100		98	98
O2 Delivery				
Oxygen Flow Rate (L/min)				
FI02 (%)				
End-Tidal CO2 (mmHg)	32	32	32	32
Richmond Agitation Sedation Scale				
Richmond Agitation Sedation Scale				

Lyons, Kathleen A

Facility: Queen of the Valley Hospital **Location:** Q 1 Intensive Care Unit
 61 F 07/13/1961 **Med Rec Num:** MR01483046

Room-Bed: QI007-A
Visit: QH0054940416

Vital Signs - Continued

Intracranial Pressure					
ICP (mmHg)					

Temperature	11/10/22 11:30	11/10/22 11:31	11/10/22 12:00	11/10/22 12:01
Temperature (97.6 F-99.6 F)			98.1 F	
Temperature Source			Temporal Artery Scan	
Heart Rate				
Pulse (60-100 beats/min)	108 H	107 H	118 H	102 H
Method				
Respirations				
Respiratory Rate (12-20 breaths/min)				
Blood Pressure				
Blood Pressure (90/60-120/80 mmHg)		123/50 H		98/81 H
Mean (mmHg)		69		85
Location				
Source				
Oxygen				
Pulse Oximetry (92-100 %)		97	97	98
O2 Delivery				
Oxygen Flow Rate (L/min)				
FI02 (%)				
End-Tidal CO2 (mmHg)	31	30	34	29
Richmond Agitation Sedation Scale				
Richmond Agitation Sedation Scale				
Intracranial Pressure				
ICP (mmHg)				

Temperature	11/10/22 12:05	11/10/22 12:30	11/10/22 12:31	11/10/22 13:00
Temperature (97.6 F-99.6 F)				

Lyons, Kathleen A

Facility: Queen of the Valley Hospital **Location:** Q 1 Intensive Care Unit
 61 F 07/13/1961 **Med Rec Num:** MR01483046

Room-Bed: QI007-A
Visit: QH0054940416

Vital Signs - Continued

Temperature Source				
Heart Rate				
Pulse (60-100 beats/min)	106 H	107 H	109 H	112 H
Method				
Respirations				
Respiratory Rate (12-20 breaths/min)				
Blood Pressure				
Blood Pressure (90/60-120/80 mmHg)	119/47 L		111/50 L	125/49 H
Mean (mmHg)	63		65	63
Location				
Source				
Oxygen				
Pulse Oximetry (92-100 %)	100		99	
O2 Delivery				
Oxygen Flow Rate (L/min)				
FI02 (%)				
End-Tidal CO2 (mmHg)	21	32	25	32
Richmond Agitation Sedation Scale				
Richmond Agitation Sedation Scale				
Intracranial Pressure				
ICP (mmHg)				
Temperature				
Temperature (97.6 F-99.6 F)	11/10/22 13:01	11/10/22 13:30	11/10/22 13:31	11/10/22 13:55
Temperature Source				
Heart Rate				
Pulse (60-100 beats/min)	110 H	110 H	109 H	110 H
Method				
Respirations				
Respiratory Rate (12-20 breaths/min)				
Blood Pressure				
Blood Pressure (90/60-120/80 mmHg)			129/49 H	114/48 L
Mean (mmHg)			64	63
Location				

Lyons, Kathleen A

Facility: Queen of the Valley Hospital **Location:** Q 1 Intensive Care Unit
 61 F 07/13/1961 **Med Rec Num:** MR01483046

Room-Bed: QI007-A
Visit: QH0054940416

Vital Signs - Continued

Source				
Oxygen				
Pulse Oximetry (92-100 %)	100		100	100
O2 Delivery				
Oxygen Flow Rate (L/min)				
FIO2 (%)				
End-Tidal CO2 (mmHg)	33	32	32	33
Richmond Agitation Sedation Scale				
Richmond Agitation Sedation Scale				
Intracranial Pressure				
ICP (mmHg)				

Temperature	11/10/22 14:00	11/10/22 14:01	11/10/22 14:06	11/10/22 14:11
Temperature (97.6 F-99.6 F)				
Temperature Source				
Heart Rate				
Pulse (60-100 beats/min)	109 H	110 H	108 H	129 H
Method				
Respirations				
Respiratory Rate (12-20 breaths/min)				
Blood Pressure				
Blood Pressure (90/60-120/80 mmHg)		114/48 L	121/45 H	140/50 H
Mean (mmHg)		65	64	73
Location				
Source				
Oxygen				
Pulse Oximetry (92-100 %)		100	100	100
O2 Delivery				
Oxygen Flow Rate (L/min)				
FIO2 (%)				
End-Tidal CO2 (mmHg)	33	33	32	34
Richmond Agitation Sedation Scale				
Richmond Agitation Sedation Scale				
Intracranial Pressure				

Lyons, Kathleen A

Facility: Queen of the Valley Hospital **Location:** Q 1 Intensive Care Unit
 61 F 07/13/1961 **Med Rec Num:** MR01483046

Room-Bed: QI007-A
Visit: QH0054940416

Vital Signs - Continued

ICP (mmHg)

Temperature	11/10/22 14:16	11/10/22 14:21	11/10/22 14:26	11/10/22 14:30
Temperature (97.6 F-99.6 F)				
Temperature Source				
Heart Rate	144 H	130 H	130 H	128 H
Pulse (60-100 beats/min)				
Method				
Respirations				
Respiratory Rate (12-20 breaths/min)				
Blood Pressure				
Blood Pressure (90/60-120/80 mmHg)	162/80 H	143/62 H	133/61 H	114/64
Mean (mmHg)	93	80	80	77
Location				
Source				
Oxygen				
Pulse Oximetry (92-100 %)				
O2 Delivery				
Oxygen Flow Rate (L/min)				
FI02 (%)				
End-Tidal CO2 (mmHg)	33	36	34	33
Richmond Agitation Sedation Scale				
Richmond Agitation Sedation Scale				
Intracranial Pressure				
ICP (mmHg)				

Temperature	11/10/22 14:31	11/10/22 14:36	11/10/22 14:41	11/10/22 14:45
Temperature (97.6 F-99.6 F)				
Temperature Source				
Heart Rate				

Lyons, Kathleen A

Facility: Queen of the Valley Hospital **Location:** Q 1 Intensive Care Unit
 61 F 07/13/1961 **Med Rec Num:** MR01483046

Room-Bed: QI007-A
Visit: QH0054940416

Vital Signs - Continued

Pulse (60-100 beats/min)	126 H	119 H	118 H	118 H
Method				
Respirations				
Respiratory Rate (12-20 breaths/min)				
Blood Pressure				
Blood Pressure (90/60-120/80 mmHg)		116/56 L	115/57 L	118/59 L
Mean (mmHg)		71	70	72
Location				
Source				
Oxygen				
Pulse Oximetry (92-100 %)				
O2 Delivery				
Oxygen Flow Rate (L/min)				
FI02 (%)				
End-Tidal CO2 (mmHg)	33	34	29	35
Richmond Agitation Sedation Scale				
Richmond Agitation Sedation Scale				
Intracranial Pressure				
ICP (mmHg)				

	11/10/22	11/10/22	11/10/22	11/10/22
	14:50	14:56	15:00	15:01
Temperature				
Temperature (97.6 F-99.6 F)				
Temperature Source				
Heart Rate				
Pulse (60-100 beats/min)	117 H	117 H	117 H	122 H
Method				
Respirations				
Respiratory Rate (12-20 breaths/min)				
Blood Pressure				
Blood Pressure (90/60-120/80 mmHg)	123/61 H	122/56 H		129/56 H
Mean (mmHg)	72	71		75
Location				
Source				
Oxygen				

Lyons, Kathleen A

Facility: Queen of the Valley Hospital **Location:** Q 1 Intensive Care Unit
 61 F 07/13/1961 **Med Rec Num:** MR01483046

Room-Bed: QI007-A
Visit: QH0054940416

Vital Signs - Continued

Pulse Oximetry (92-100 %)				
O2 Delivery				
Oxygen Flow Rate (L/min)				
FIO2 (%)				
End-Tidal CO2 (mmHg)	32	36	36	36
Richmond Agitation Sedation Scale				
Richmond Agitation Sedation Scale				
Intracranial Pressure				
ICP (mmHg)				

Temperature	11/10/22 15:06	11/10/22 15:11	11/10/22 15:16	11/10/22 15:21
Temperature (97.6 F-99.6 F)				
Temperature Source				
Heart Rate				
Pulse (60-100 beats/min)	121 H	118 H	117 H	119 H
Method				
Respirations				
Respiratory Rate (12-20 breaths/min)				
Blood Pressure				
Blood Pressure (90/60-120/80 mmHg)	129/62 H	125/56 H	123/57 H	123/56 H
Mean (mmHg)	76	72	71	70
Location				
Source				
Oxygen				
Pulse Oximetry (92-100 %)				
O2 Delivery				
Oxygen Flow Rate (L/min)				
FIO2 (%)				
End-Tidal CO2 (mmHg)	34	36	36	36
Richmond Agitation Sedation Scale				
Richmond Agitation Sedation Scale				
Intracranial Pressure				
ICP (mmHg)				

Lyons, Kathleen A

Facility: Queen of the Valley Hospital **Location:** Q 1 Intensive Care Unit
 61 F 07/13/1961 **Med Rec Num:** MR01483046

Room-Bed: QI007-A
Visit: QH0054940416

Vital Signs - Continued

	11/10/22 15:26	11/10/22 15:30	11/10/22 15:31	11/10/22 15:32
Temperature				
Temperature (97.6 F-99.6 F)				
Temperature Source				
Heart Rate				
Pulse (60-100 beats/min)	121 H	120 H	120 H	120 H
Method				
Respirations				
Respiratory Rate (12-20 breaths/min)				
Blood Pressure				
Blood Pressure (90/60-120/80 mmHg)	123/60 H		139/73 H	
Mean (mmHg)	72		87	
Location				
Source				
Oxygen				
Pulse Oximetry (92-100 %)				
O2 Delivery				
Oxygen Flow Rate (L/min)				
FI02 (%)				
End-Tidal CO2 (mmHg)	31	36	31	31
Richmond Agitation Sedation Scale				
Richmond Agitation Sedation Scale				
Intracranial Pressure				
ICP (mmHg)				

	11/10/22 15:36	11/10/22 15:41	11/10/22 15:46	11/10/22 15:51
Temperature				
Temperature (97.6 F-99.6 F)				
Temperature Source				
Heart Rate				
Pulse (60-100 beats/min)	118 H	115 H	114 H	113 H
Method				

Lyons, Kathleen A

Facility: Queen of the Valley Hospital **Location:** Q 1 Intensive Care Unit
 61 F 07/13/1961 **Med Rec Num:** MR01483046

Room-Bed: QI007-A
Visit: QH0054940416

Vital Signs - Continued

Respirations					
Respiratory Rate (12-20 breaths/min)					
Blood Pressure					
Blood Pressure (90/60-120/80 mmHg)	123/49 H	127/51 H	126/50 H	124/49 H	
Mean (mmHg)	67	66	67	66	
Location					
Source					
Oxygen					
Pulse Oximetry (92-100 %)	100	100	100	100	
O2 Delivery					
Oxygen Flow Rate (L/min)					
FIO2 (%)					
End-Tidal CO2 (mmHg)	32	32	32	32	
Richmond Agitation Sedation Scale					
Richmond Agitation Sedation Scale					
Intracranial Pressure					
ICP (mmHg)					

Temperature	11/10/22	11/10/22	11/10/22	11/10/22
Temperature (97.6 F-99.6 F)	15:56	16:00	16:01	16:06
Temperature Source		Temporal Artery Scan		
Heart Rate				
Pulse (60-100 beats/min)	114 H	116 H	116 H	115 H
Method				
Respirations				
Respiratory Rate (12-20 breaths/min)				
Blood Pressure				
Blood Pressure (90/60-120/80 mmHg)	129/50 H		136/50 H	131/50 H
Mean (mmHg)	69		68	69
Location				
Source				
Oxygen				
Pulse Oximetry (92-100 %)	100		100	100

Lyons, Kathleen A

Facility: Queen of the Valley Hospital **Location:** Q 1 Intensive Care Unit
 61 F 07/13/1961 **Med Rec Num:** MR01483046

Room-Bed: QI007-A
Visit: QH0054940416

Vital Signs - Continued

O2 Delivery					
Oxygen Flow Rate (L/min)					
FI02 (%)					
End-Tidal CO2 (mmHg)	31		32		29
Richmond Agitation Sedation Scale					31
Richmond Agitation Sedation Scale					
Intracranial Pressure					
ICP (mmHg)					

Temperature	11/10/22 16:11	11/10/22 16:16	11/10/22 16:21	11/10/22 16:26
Temperature (97.6 F-99.6 F)				
Temperature Source				
Heart Rate				
Pulse (60-100 beats/min)	116 H	116 H	116 H	116 H
Method				
Respirations				
Respiratory Rate (12-20 breaths/min)				
Blood Pressure				
Blood Pressure (90/60-120/80 mmHg)	131/49 H	138/53 H	141/53 H	127/51 H
Mean (mmHg)	68	72	69	68
Location				
Source				
Oxygen				
Pulse Oximetry (92-100 %)	100	100	100	100
O2 Delivery				
Oxygen Flow Rate (L/min)				
FI02 (%)				
End-Tidal CO2 (mmHg)	32	31	31	31
Richmond Agitation Sedation Scale				
Richmond Agitation Sedation Scale				
Intracranial Pressure				
ICP (mmHg)				

Lyons, Kathleen A

Facility: Queen of the Valley Hospital **Location:** Q 1 Intensive Care Unit
 61 F 07/13/1961 **Med Rec Num:** MR01483046

Room-Bed: QI007-A
Visit: QH0054940416

Vital Signs - Continued

	11/10/22 16:30	11/10/22 16:31	11/10/22 16:36	11/10/22 16:41
Temperature				
Temperature (97.6 F-99.6 F)				
Temperature Source				
Heart Rate				
Pulse (60-100 beats/min)	102 H	101 H	102 H	102 H
Method				
Respirations				
Respiratory Rate (12-20 breaths/min)				
Blood Pressure				
Blood Pressure (90/60-120/80 mmHg)		110/50 L	109/54 L	107/52 L
Mean (mmHg)		62	66	63
Location				
Source				
Oxygen				
Pulse Oximetry (92-100 %)		100	100	100
O2 Delivery				
Oxygen Flow Rate (L/min)				
FI02 (%)				
End-Tidal CO2 (mmHg)	33	33	33	33
Richmond Agitation Sedation Scale				
Richmond Agitation Sedation Scale				
Intracranial Pressure				
ICP (mmHg)				

	11/10/22 16:46	11/10/22 16:50	11/10/22 16:56	11/10/22 17:00
Temperature				
Temperature (97.6 F-99.6 F)				
Temperature Source				
Heart Rate				
Pulse (60-100 beats/min)	109 H	102 H	102 H	101 H
Method				

Lyons, Kathleen A

Facility: Queen of the Valley Hospital **Location:** Q 1 Intensive Care Unit
 61 F 07/13/1961 **Med Rec Num:** MR01483046

Room-Bed: QI007-A
Visit: QH0054940416

Vital Signs - Continued

Respirations				
Respiratory Rate (12-20 breaths/min)				
Blood Pressure				
Blood Pressure (90/60-120/80 mmHg)	94/57 L	110/57 L	111/51 L	
Mean (mmHg)	66	69	65	
Location				
Source				
Oxygen				
Pulse Oximetry (92-100 %)	99		100	
O2 Delivery				
Oxygen Flow Rate (L/min)				
FIO2 (%)				
End-Tidal CO2 (mmHg)	33	34	33	33
Richmond Agitation Sedation Scale				
Richmond Agitation Sedation Scale				
Intracranial Pressure				
ICP (mmHg)				

Temperature	11/10/22 17:01	11/10/22 17:06	11/10/22 17:10	11/10/22 17:16
Temperature (97.6 F-99.6 F)				
Temperature Source				
Heart Rate				
Pulse (60-100 beats/min)	101 H	101 H	103 H	99
Method				
Respirations				
Respiratory Rate (12-20 breaths/min)				
Blood Pressure				
Blood Pressure (90/60-120/80 mmHg)	110/51 L	108/52 L	117/54 L	109/53 L
Mean (mmHg)	65	63	67	65
Location				
Source				
Oxygen				
Pulse Oximetry (92-100 %)	100	100		100
O2 Delivery				

Lyons, Kathleen A

Facility: Queen of the Valley Hospital **Location:** Q 1 Intensive Care Unit
 61 F 07/13/1961 **Med Rec Num:** MR01483046

Room-Bed: QI007-A
Visit: QH0054940416

Vital Signs - Continued

Oxygen Flow Rate (L/min)				
FI02 (%)				
End-Tidal CO2 (mmHg)	33	33	34	34
Richmond Agitation Sedation Scale				
Richmond Agitation Sedation Scale				
Intracranial Pressure				
ICP (mmHg)				

	11/10/22 17:21	11/10/22 17:26	11/10/22 17:27	11/10/22 17:30
Temperature				
Temperature (97.6 F-99.6 F)				
Temperature Source				
Heart Rate				
Pulse (60-100 beats/min)	100	99	100	101 H
Method				
Respirations				
Respiratory Rate (12-20 breaths/min)				
Blood Pressure				
Blood Pressure (90/60-120/80 mmHg)	113/50 L	112/49 L		
Mean (mmHg)	62	64		
Location				
Source				
Oxygen				
Pulse Oximetry (92-100 %)	100	100	100	
O2 Delivery				
Oxygen Flow Rate (L/min)				
FI02 (%)				
End-Tidal CO2 (mmHg)	34	34	33	33
Richmond Agitation Sedation Scale				
Richmond Agitation Sedation Scale				
Intracranial Pressure				
ICP (mmHg)				

Lyons, Kathleen A

Facility: Queen of the Valley Hospital **Location:** Q 1 Intensive Care Unit
 61 F 07/13/1961 **Med Rec Num:** MR01483046

Room-Bed: QI007-A
Visit: QH0054940416

Vital Signs - Continued

	11/10/22 17:31	11/10/22 17:36	11/10/22 17:41	11/10/22 17:46
Temperature				
Temperature (97.6 F-99.6 F)				
Temperature Source				
Heart Rate				
Pulse (60-100 beats/min)	100	100	99	99
Method				
Respirations				
Respiratory Rate (12-20 breaths/min)				
Blood Pressure				
Blood Pressure (90/60-120/80 mmHg)	112/52 L	114/49 L	112/51 L	112/54 L
Mean (mmHg)	66	64	64	67
Location				
Source				
Oxygen				
Pulse Oximetry (92-100 %)	100	100	100	100
O2 Delivery				
Oxygen Flow Rate (L/min)				
FI02 (%)				
End-Tidal CO2 (mmHg)	33	33	34	33
Richmond Agitation Sedation Scale				
Richmond Agitation Sedation Scale				
Intracranial Pressure				
ICP (mmHg)				

	11/10/22 17:51	11/10/22 17:56	11/10/22 18:00	11/10/22 18:01
Temperature				
Temperature (97.6 F-99.6 F)				
Temperature Source				
Heart Rate				
Pulse (60-100 beats/min)	101 H	100	98	99
Method				

Lyons, Kathleen A

Facility: Queen of the Valley Hospital **Location:** Q 1 Intensive Care Unit
 61 F 07/13/1961 **Med Rec Num:** MR01483046

Room-Bed: QI007-A
Visit: QH0054940416

Vital Signs - Continued

Respirations				
Respiratory Rate (12-20 breaths/min)				
Blood Pressure				
Blood Pressure (90/60-120/80 mmHg)	117/55 L	118/53 L		115/51 L
Mean (mmHg)	69	66		65
Location				
Source				
Oxygen				
Pulse Oximetry (92-100 %)	100	100		100
O2 Delivery				
Oxygen Flow Rate (L/min)				
FIO2 (%)				
End-Tidal CO2 (mmHg)	32	33		33
Richmond Agitation Sedation Scale				
Richmond Agitation Sedation Scale				
Intracranial Pressure				
ICP (mmHg)				

Temperature				
Temperature (97.6 F-99.6 F)	11/10/22 18:15	11/10/22 18:30	11/10/22 18:45	11/10/22 19:00
Temperature Source				
Heart Rate				
Pulse (60-100 beats/min)	100	96	95	96
Method				
Respirations				
Respiratory Rate (12-20 breaths/min)				
Blood Pressure				
Blood Pressure (90/60-120/80 mmHg)	111/51 L	122/52 H	116/49 L	128/50 H
Mean (mmHg)	71	75	71	76
Location				
Source				
Oxygen				
Pulse Oximetry (92-100 %)	100	100	100	100
O2 Delivery				

Lyons, Kathleen A

Facility: Queen of the Valley Hospital **Location:** Q 1 Intensive Care Unit
 61 F 07/13/1961 **Med Rec Num:** MR01483046

Room-Bed: QI007-A
Visit: QH0054940416

Vital Signs - Continued

Oxygen Flow Rate (L/min)					
FI02 (%)					
End-Tidal CO2 (mmHg)		33		33	32
Richmond Agitation Sedation Scale					
Richmond Agitation Sedation Scale					
Intracranial Pressure					
ICP (mmHg)					

		11/10/22 19:15	11/10/22 19:30	11/10/22 19:45	11/10/22 20:00
Temperature					97.9 F
Temperature (97.6 F-99.6 F)					Temporal Artery Scan
Temperature Source					
Heart Rate					
Pulse (60-100 beats/min)		98	99	97	100
Method					
Respirations					
Respiratory Rate (12-20 breaths/min)					17
Blood Pressure					
Blood Pressure (90/60-120/80 mmHg)		129/52 H	132/53 H	119/53 L	122/51 H
Mean (mmHg)		77	79	75	74
Location					
Source					
Oxygen					
Pulse Oximetry (92-100 %)		100	100	100	100
O2 Delivery					
Oxygen Flow Rate (L/min)					
FI02 (%)					
End-Tidal CO2 (mmHg)		32	34	33	32
Richmond Agitation Sedation Scale					
Richmond Agitation Sedation Scale					
Intracranial Pressure					
ICP (mmHg)					

Lyons, Kathleen A

Facility: Queen of the Valley Hospital **Location:** Q 1 Intensive Care Unit
 61 F 07/13/1961 **Med Rec Num:** MR01483046

Room-Bed: QI007-A
Visit: QH0054940416

Vital Signs - Continued

	11/10/22 20:15	11/10/22 20:30	11/10/22 20:45	11/10/22 21:00
Temperature				
Temperature (97.6 F-99.6 F)				
Temperature Source				
Heart Rate				
Pulse (60-100 beats/min)	101 H	100	102 H	100
Method				
Respirations				
Respiratory Rate (12-20 breaths/min)				
Blood Pressure				
Blood Pressure (90/60-120/80 mmHg)	118/54 L	116/50 L	115/54 L	125/52 H
Mean (mmHg)	75	72	74	76
Location				
Source				
Oxygen				
Pulse Oximetry (92-100 %)	100	100	100	100
O2 Delivery				
Oxygen Flow Rate (L/min)				
FI02 (%)				
End-Tidal CO2 (mmHg)	32	33	33	32
Richmond Agitation Sedation Scale				
Richmond Agitation Sedation Scale				
Intracranial Pressure				
ICP (mmHg)				

	11/10/22 21:15	11/10/22 21:30	11/10/22 21:45	11/10/22 22:00
Temperature				
Temperature (97.6 F-99.6 F)				
Temperature Source				
Heart Rate				
Pulse (60-100 beats/min)	103 H	99	104 H	102 H
Method				

Lyons, Kathleen A

Facility: Queen of the Valley Hospital **Location:** Q 1 Intensive Care Unit
 61 F 07/13/1961 **Med Rec Num:** MR01483046

Room-Bed: QI007-A
Visit: QH0054940416

Vital Signs - Continued

Respirations					
Respiratory Rate (12-20 breaths/min)					
Blood Pressure					
Blood Pressure (90/60-120/80 mmHg)	125/52 H	117/50 L	127/56 H	132/52 H	
Mean (mmHg)	76	72	79	78	
Location					
Source					
Oxygen					
Pulse Oximetry (92-100 %)	100	100	100	100	
O2 Delivery					
Oxygen Flow Rate (L/min)					
FIO2 (%)					
End-Tidal CO2 (mmHg)	31	33	34	33	
Richmond Agitation Sedation Scale					
Richmond Agitation Sedation Scale					
Intracranial Pressure					
ICP (mmHg)					

Temperature	11/10/22	11/10/22	11/10/22	11/11/22
Temperature (97.6 F-99.6 F)	22:30	23:00	23:30	00:00
Temperature Source				Temporal Artery Scan
Heart Rate				
Pulse (60-100 beats/min)	105 H	106 H	111 H	101 H
Method				
Respirations				
Respiratory Rate (12-20 breaths/min)				19
Blood Pressure				
Blood Pressure (90/60-120/80 mmHg)	125/53 H	141/50 H	124/51 H	121/50 H
Mean (mmHg)	77	80	75	73
Location				
Source				
Oxygen				
Pulse Oximetry (92-100 %)	100	100	100	99

Lyons, Kathleen A

Facility: Queen of the Valley Hospital **Location:** Q 1 Intensive Care Unit
 61 F 07/13/1961 **Med Rec Num:** MR01483046

Room-Bed: QI007-A
Visit: QH0054940416

Vital Signs - Continued

O2 Delivery				
Oxygen Flow Rate (L/min)				
FI02 (%)				
End-Tidal CO2 (mmHg)	32	33	33	33
Richmond Agitation Sedation Scale				
Richmond Agitation Sedation Scale				
Intracranial Pressure				
ICP (mmHg)				

Temperature	11/11/22 00:30	11/11/22 00:31	11/11/22 01:00	11/11/22 01:30
Temperature (97.6 F-99.6 F)				
Temperature Source				
Heart Rate				
Pulse (60-100 beats/min)	106 H	104 H	101 H	101 H
Method				
Respirations				
Respiratory Rate (12-20 breaths/min)				
Blood Pressure				
Blood Pressure (90/60-120/80 mmHg)	134/53 H	134/53 H	128/54 H	128/55 H
Mean (mmHg)	80	71	78	79
Location				
Source				
Oxygen				
Pulse Oximetry (92-100 %)	98	98	97	98
O2 Delivery				
Oxygen Flow Rate (L/min)				
FI02 (%)				
End-Tidal CO2 (mmHg)	33	32	33	33
Richmond Agitation Sedation Scale				
Richmond Agitation Sedation Scale				
Intracranial Pressure				
ICP (mmHg)				

Lyons, Kathleen A

Facility: Queen of the Valley Hospital **Location:** Q 1 Intensive Care Unit
 61 F 07/13/1961 **Med Rec Num:** MR01483046

Room-Bed: QI007-A
Visit: QH0054940416

Vital Signs - Continued

	11/11/22 02:00	11/11/22 02:30	11/11/22 03:00	11/11/22 03:30
Temperature				
Temperature (97.6 F-99.6 F)				
Temperature Source				
Heart Rate				
Pulse (60-100 beats/min)	107 H	104 H	106 H	106 H
Method				
Respirations				
Respiratory Rate (12-20 breaths/min)				
Blood Pressure				
Blood Pressure (90/60-120/80 mmHg)	130/56 H	138/54 H	142/53 H	133/54 H
Mean (mmHg)	80	82	82	80
Location				
Source				
Oxygen				
Pulse Oximetry (92-100 %)	100	98	98	98
O2 Delivery				
Oxygen Flow Rate (L/min)				
FI02 (%)				
End-Tidal CO2 (mmHg)	33	33	34	33
Richmond Agitation Sedation Scale				
Richmond Agitation Sedation Scale				
Intracranial Pressure				
ICP (mmHg)				

Temperature	11/11/22 04:00	11/11/22 04:30	11/11/22 05:00	11/11/22 05:30
Temperature (97.6 F-99.6 F)				
Temperature Source				
Heart Rate				
Pulse (60-100 beats/min)	98.2 F			
	Temporal Artery Scan			
	109 H	106 H	104 H	101 H

Lyons, Kathleen A

Facility: Queen of the Valley Hospital **Location:** Q 1 Intensive Care Unit
 61 F 07/13/1961 **Med Rec Num:** MR01483046

Room-Bed: QI007-A
Visit: QH0054940416

Vital Signs - Continued

Method					
Respirations					
Respiratory Rate (12-20 breaths/min)		19			
Blood Pressure					
Blood Pressure (90/60-120/80 mmHg)		144/60 H		129/59 H	132/60 H
Mean (mmHg)		88		82	84
Location					
Source					
Oxygen					
Pulse Oximetry (92-100 %)		98		98	98
O2 Delivery					
Oxygen Flow Rate (L/min)					
FI02 (%)					
End-Tidal CO2 (mmHg)		32		37	33
Richmond Agitation Sedation Scale					
Richmond Agitation Sedation Scale					
Intracranial Pressure					
ICP (mmHg)					

	11/11/22 06:00	11/11/22 06:02	11/11/22 06:16	11/11/22 06:30
Temperature				
Temperature (97.6 F-99.6 F)				
Temperature Source				
Heart Rate				
Pulse (60-100 beats/min)	107 H	103 H	102 H	100
Method				
Respirations				
Respiratory Rate (12-20 breaths/min)				
Blood Pressure				
Blood Pressure (90/60-120/80 mmHg)	126/65 H		128/65 H	
Mean (mmHg)	85		79	
Location				
Source				
Oxygen				
Pulse Oximetry (92-100 %)	98	98	98	

Lyons, Kathleen A

Facility: Queen of the Valley Hospital **Location:** Q 1 Intensive Care Unit
 61 F 07/13/1961 **Med Rec Num:** MR01483046

Room-Bed: QI007-A
Visit: QH0054940416

Vital Signs - Continued

O2 Delivery				
Oxygen Flow Rate (L/min)				
FI02 (%)				
End-Tidal CO2 (mmHg)	33	33	33	19
Richmond Agitation Sedation Scale				
Richmond Agitation Sedation Scale				
Intracranial Pressure				
ICP (mmHg)				

Temperature	11/11/22 06:31	11/11/22 06:46	11/11/22 07:00	11/11/22 07:01
Temperature (97.6 F-99.6 F)				
Temperature Source				
Heart Rate				
Pulse (60-100 beats/min)	105 H	102 H	101 H	101 H
Method				
Respirations				
Respiratory Rate (12-20 breaths/min)				
Blood Pressure				
Blood Pressure (90/60-120/80 mmHg)	135/58 H	131/63 H		129/61 H
Mean (mmHg)	75	77		77
Location				
Source				
Oxygen				
Pulse Oximetry (92-100 %)	98	98		98
O2 Delivery				
Oxygen Flow Rate (L/min)				
FI02 (%)				
End-Tidal CO2 (mmHg)	33	33	32	33
Richmond Agitation Sedation Scale				
Richmond Agitation Sedation Scale				
Intracranial Pressure				
ICP (mmHg)				

Lyons, Kathleen A

Facility: Queen of the Valley Hospital **Location:** Q 1 Intensive Care Unit
 61 F 07/13/1961 **Med Rec Num:** MR01483046

Room-Bed: QI007-A
Visit: QH0054940416

Vital Signs - Continued

	11/11/22 07:16	11/11/22 07:30	11/11/22 07:31	11/11/22 07:53
Temperature				
Temperature (97.6 F-99.6 F)				
Temperature Source				
Heart Rate				
Pulse (60-100 beats/min)	102 H	101 H	102 H	103 H
Method				
Respirations				
Respiratory Rate (12-20 breaths/min)				
Blood Pressure				
Blood Pressure (90/60-120/80 mmHg)	135/67 H		132/58 H	137/55 H
Mean (mmHg)	82		75	73
Location				
Oxygen				
Oxygen Oximetry (92-100 %)	99		98	
O2 Delivery				
Oxygen Flow Rate (L/min)				
FI02 (%)				
End-Tidal CO2 (mmHg)	32	32	32	33
Richmond Agitation Sedation Scale				
Richmond Agitation Sedation Scale				
Intracranial Pressure				
ICP (mmHg)				

Temperature	11/11/22 08:00	11/11/22 08:01	11/11/22 08:16	11/11/22 08:30
Temperature (97.6 F-99.6 F)				
Temperature Source	98 F			
Temperature Source	Temporal Artery Scan			
Heart Rate				
Pulse (60-100 beats/min)	105 H	104 H	106 H	103 H

Lyons, Kathleen A

Facility: Queen of the Valley Hospital **Location:** Q 1 Intensive Care Unit
 61 F 07/13/1961 **Med Rec Num:** MR01483046

Room-Bed: QI007-A
Visit: QH0054940416

Vital Signs - Continued

Method					
Respirations					
Respiratory Rate (12-20 breaths/min)					
Blood Pressure					
Blood Pressure (90/60-120/80 mmHg)		128/55 H	128/55 H		
Mean (mmHg)		71	71		
Location					
Source					
Oxygen					
Pulse Oximetry (92-100 %)					
O2 Delivery					
Oxygen Flow Rate (L/min)					
FI02 (%)					
End-Tidal CO2 (mmHg)		33	32	33	32
Richmond Agitation Sedation Scale					
Richmond Agitation Sedation Scale					
Intracranial Pressure					
ICP (mmHg)					

Temperature		11/11/22 08:31	11/11/22 08:46	11/11/22 09:00	11/11/22 09:16
Temperature (97.6 F-99.6 F)					
Temperature Source					
Heart Rate					
Pulse (60-100 beats/min)		102 H	102 H	100	98
Method					
Respirations					
Respiratory Rate (12-20 breaths/min)					
Blood Pressure					
Blood Pressure (90/60-120/80 mmHg)		120/55 L	128/56 H		121/56 H
Mean (mmHg)		72	72		72
Location					
Source					
Oxygen					
Pulse Oximetry (92-100 %)					99

Lyons, Kathleen A

Facility: Queen of the Valley Hospital **Location:** Q 1 Intensive Care Unit
 61 F 07/13/1961 **Med Rec Num:** MR01483046

Room-Bed: QI007-A
Visit: QH0054940416

Vital Signs - Continued

O2 Delivery				
Oxygen Flow Rate (L/min)				
FI02 (%)				
End-Tidal CO2 (mmHg)	33	33	32	32
Richmond Agitation Sedation Scale				
Richmond Agitation Sedation Scale				
Intracranial Pressure				
ICP (mmHg)				

Temperature	11/11/22 09:30	11/11/22 09:31	11/11/22 09:46	11/11/22 10:00
Temperature (97.6 F-99.6 F)				
Temperature Source				
Heart Rate	98	97	99	97
Pulse (60-100 beats/min)				
Method				
Respirations				
Respiratory Rate (12-20 breaths/min)				
Blood Pressure				
Blood Pressure (90/60-120/80 mmHg)		117/54 L	130/56 H	
Mean (mmHg)		70	72	
Location				
Source				
Oxygen				
Pulse Oximetry (92-100 %)	98	98	98	98
O2 Delivery				
Oxygen Flow Rate (L/min)				
FI02 (%)				
End-Tidal CO2 (mmHg)	32	32	33	32
Richmond Agitation Sedation Scale				
Richmond Agitation Sedation Scale				
Intracranial Pressure				
ICP (mmHg)				

Lyons, Kathleen A

Facility: Queen of the Valley Hospital **Location:** Q 1 Intensive Care Unit
 61 F 07/13/1961 **Med Rec Num:** MR01483046

Room-Bed: QI007-A
Visit: QH0054940416

Vital Signs - Continued

	11/11/22 10:01	11/11/22 10:02	11/11/22 10:16	11/11/22 10:30
Temperature				
Temperature (97.6 F-99.6 F)				
Temperature Source				
Heart Rate				
Pulse (60-100 beats/min)	98	96	96	94
Method				
Respirations				
Respiratory Rate (12-20 breaths/min)				
Blood Pressure				
Blood Pressure (90/60-120/80 mmHg)	129/55 H		126/51 H	
Mean (mmHg)	73		69	
Location				
Source				
Oxygen				
Pulse Oximetry (92-100 %)	98	99	99	98
O2 Delivery				
Oxygen Flow Rate (L/min)				
FI02 (%)				
End-Tidal CO2 (mmHg)	32	32	32	33
Richmond Agitation Sedation Scale				
Richmond Agitation Sedation Scale				
Intracranial Pressure				
ICP (mmHg)				

	11/11/22 10:31	11/11/22 10:46	11/11/22 11:00	11/11/22 11:01
Temperature				
Temperature (97.6 F-99.6 F)				
Temperature Source				
Heart Rate				
Pulse (60-100 beats/min)	94	93	94	94
Method				

Lyons, Kathleen A

Facility: Queen of the Valley Hospital **Location:** Q 1 Intensive Care Unit
 61 F 07/13/1961 **Med Rec Num:** MR01483046

Room-Bed: QI007-A
Visit: QH0054940416

Vital Signs - Continued

Respirations				
Respiratory Rate (12-20 breaths/min)				
Blood Pressure				
Blood Pressure (90/60-120/80 mmHg)	129/55 H	133/54 H	129/56 H	
Mean (mmHg)	71	71	72	
Location				
Source				
Oxygen				
Pulse Oximetry (92-100 %)	99	99	99	100
O2 Delivery				
Oxygen Flow Rate (L/min)				
FIO2 (%)				
End-Tidal CO2 (mmHg)	33	34	32	33
Richmond Agitation Sedation Scale				
Richmond Agitation Sedation Scale				
Intracranial Pressure				
ICP (mmHg)				

Temperature	11/11/22 11:16	11/11/22 11:30	11/11/22 11:31	11/11/22 11:46
Temperature (97.6 F-99.6 F)				
Temperature Source				
Heart Rate				
Pulse (60-100 beats/min)	91	92	91	91
Method				
Respirations				
Respiratory Rate (12-20 breaths/min)				
Blood Pressure				
Blood Pressure (90/60-120/80 mmHg)	132/55 H		124/53 H	122/57 H
Mean (mmHg)	72		70	73
Location				
Source				
Oxygen				
Pulse Oximetry (92-100 %)	99	98	98	99
O2 Delivery				

Lyons, Kathleen A

Facility: Queen of the Valley Hospital **Location:** Q 1 Intensive Care Unit
 61 F 07/13/1961 **Med Rec Num:** MR01483046

Room-Bed: QI007-A
Visit: QH0054940416

Vital Signs - Continued

Oxygen Flow Rate (L/min)				
FI02 (%)				
End-Tidal CO2 (mmHg)	32	32	33	33
Richmond Agitation Sedation Scale				
Richmond Agitation Sedation Scale				
Intracranial Pressure				
ICP (mmHg)				

Temperature	11/11/22 12:00	11/11/22 12:01	11/11/22 12:02	11/11/22 12:16
Temperature (97.6 F-99.6 F)	97.6 F			
Temperature Source	Temporal Artery Scan			
Heart Rate				
Pulse (60-100 beats/min)	96	92	93	91
Method				
Respirations				
Respiratory Rate (12-20 breaths/min)				
Blood Pressure				
Blood Pressure (90/60-120/80 mmHg)		128/56 H		125/55 H
Mean (mmHg)		72		71
Location				
Source				
Oxygen				
Pulse Oximetry (92-100 %)	98	99	99	99
O2 Delivery				
Oxygen Flow Rate (L/min)				
FI02 (%)				
End-Tidal CO2 (mmHg)	32	32	32	32
Richmond Agitation Sedation Scale				
Richmond Agitation Sedation Scale				
Intracranial Pressure				
ICP (mmHg)				

Lyons, Kathleen A

Facility: Queen of the Valley Hospital **Location:** Q 1 Intensive Care Unit
 61 F 07/13/1961 **Med Rec Num:** MR01483046

Room-Bed: QI007-A
Visit: QH0054940416

Vital Signs - Continued

	11/11/22 12:30	11/11/22 12:31	11/11/22 12:46	11/11/22 13:00
Temperature				
Temperature (97.6 F-99.6 F)				
Temperature Source				
Heart Rate				
Pulse (60-100 beats/min)	97	96	101 H	102 H
Method				
Respirations				
Respiratory Rate (12-20 breaths/min)				
Blood Pressure				
Blood Pressure (90/60-120/80 mmHg)		123/53 H	124/55 H	
Mean (mmHg)		70	72	
Location				
Source				
Oxygen				
Pulse Oximetry (92-100 %)	97	98	98	94
O2 Delivery				
Oxygen Flow Rate (L/min)				
FI02 (%)				
End-Tidal CO2 (mmHg)	33	31	32	34
Richmond Agitation Sedation Scale				
Richmond Agitation Sedation Scale				
Intracranial Pressure				
ICP (mmHg)				

	11/11/22 13:01	11/11/22 13:02	11/11/22 13:16	11/11/22 13:30
Temperature				
Temperature (97.6 F-99.6 F)				
Temperature Source				
Heart Rate				
Pulse (60-100 beats/min)	97	99	99	98
Method				

Lyons, Kathleen A

Facility: Queen of the Valley Hospital **Location:** Q 1 Intensive Care Unit
 61 F 07/13/1961 **Med Rec Num:** MR01483046

Room-Bed: QI007-A
Visit: QH0054940416

Vital Signs - Continued

Respirations				
Respiratory Rate (12-20 breaths/min)				
Blood Pressure				
Blood Pressure (90/60-120/80 mmHg)	137/53 H		129/52 H	
Mean (mmHg)	72		70	
Location				
Source				
Oxygen				
Pulse Oximetry (92-100 %)	98	98	98	97
O2 Delivery				
Oxygen Flow Rate (L/min)				
FIO2 (%)				
End-Tidal CO2 (mmHg)	33	34	33	33
Richmond Agitation Sedation Scale				
Richmond Agitation Sedation Scale				
Intracranial Pressure				
ICP (mmHg)				

Temperature	11/11/22 13:31	11/11/22 13:46	11/11/22 14:00	11/11/22 14:01
Temperature (97.6 F-99.6 F)				
Temperature Source				
Heart Rate				
Pulse (60-100 beats/min)	98	97	94	100
Method				
Respirations				
Respiratory Rate (12-20 breaths/min)				
Blood Pressure				
Blood Pressure (90/60-120/80 mmHg)	128/52 H	127/48 H		122/48 H
Mean (mmHg)	69	66		64
Location				
Source				
Oxygen				
Pulse Oximetry (92-100 %)	98	97	94	97
O2 Delivery				

Lyons, Kathleen A

Facility: Queen of the Valley Hospital **Location:** Q 1 Intensive Care Unit
 61 F 07/13/1961 **Med Rec Num:** MR01483046

Room-Bed: QI007-A
Visit: QH0054940416

Vital Signs - Continued

Oxygen Flow Rate (L/min)				
FI02 (%)				
End-Tidal CO2 (mmHg)	34	33	33	33
Richmond Agitation Sedation Scale				
Richmond Agitation Sedation Scale				
Intracranial Pressure				
ICP (mmHg)				

	11/11/22 14:16	11/11/22 14:17	11/11/22 14:30	11/11/22 14:31
Temperature				
Temperature (97.6 F-99.6 F)				
Temperature Source				
Heart Rate				
Pulse (60-100 beats/min)	97	104 H	96	105 H
Method				
Respirations				
Respiratory Rate (12-20 breaths/min)				
Blood Pressure				
Blood Pressure (90/60-120/80 mmHg)	121/49 H			119/52 L
Mean (mmHg)	67			67
Location				
Source				
Oxygen				
Pulse Oximetry (92-100 %)	97	98	95	98
O2 Delivery				
Oxygen Flow Rate (L/min)				
FI02 (%)				
End-Tidal CO2 (mmHg)	34	33	33	34
Richmond Agitation Sedation Scale				
Richmond Agitation Sedation Scale				
Intracranial Pressure				
ICP (mmHg)				

Lyons, Kathleen A

Facility: Queen of the Valley Hospital **Location:** Q 1 Intensive Care Unit
 61 F 07/13/1961 **Med Rec Num:** MR01483046

Room-Bed: QI007-A
Visit: QH0054940416

Vital Signs - Continued

	11/11/22 14:46	11/11/22 15:00	11/11/22 15:01	11/11/22 15:16
Temperature				
Temperature (97.6 F-99.6 F)				
Temperature Source				
Heart Rate				
Pulse (60-100 beats/min)	93	103 H	100	96
Method				
Respirations				
Respiratory Rate (12-20 breaths/min)				
Blood Pressure				
Blood Pressure (90/60-120/80 mmHg)	120/48 L		128/52 H	131/47 H
Mean (mmHg)	66		70	67
Location				
Source				
Oxygen				
Pulse Oximetry (92-100 %)	98		99	100
O2 Delivery				
Oxygen Flow Rate (L/min)				
FI02 (%)				
End-Tidal CO2 (mmHg)	33	33	34	33
Richmond Agitation Sedation Scale				
Richmond Agitation Sedation Scale				
Intracranial Pressure				
ICP (mmHg)				

	11/11/22 15:17	11/11/22 15:30	11/11/22 15:31	11/11/22 15:46
Temperature				
Temperature (97.6 F-99.6 F)				
Temperature Source				
Heart Rate				
Pulse (60-100 beats/min)	96	94	102 H	99
Method				

Lyons, Kathleen A

Facility: Queen of the Valley Hospital **Location:** Q 1 Intensive Care Unit
 61 F 07/13/1961 **Med Rec Num:** MR01483046

Room-Bed: QI007-A
Visit: QH0054940416

Vital Signs - Continued

Respirations				
Respiratory Rate (12-20 breaths/min)				
Blood Pressure				
Blood Pressure (90/60-120/80 mmHg)			125/54 H	130/51 H
Mean (mmHg)			71	68
Location				
Source				
Oxygen				
Pulse Oximetry (92-100 %)		100	100	100
O2 Delivery				
Oxygen Flow Rate (L/min)				
FIO2 (%)				
End-Tidal CO2 (mmHg)		33	33	30
Richmond Agitation Sedation Scale				
Richmond Agitation Sedation Scale				
Intracranial Pressure				
ICP (mmHg)				

Temperature		11/11/22	11/11/22	11/11/22	11/11/22
Temperature (97.6 F-99.6 F)		16:00	16:01	16:02	16:16
Temperature Source		Temporal Artery Scan			
Heart Rate					
Pulse (60-100 beats/min)		91	98	91	96
Method					
Respirations					
Respiratory Rate (12-20 breaths/min)					
Blood Pressure					
Blood Pressure (90/60-120/80 mmHg)			127/52 H		130/49 H
Mean (mmHg)			69		68
Location					
Source					
Oxygen					
Pulse Oximetry (92-100 %)		100	100	100	100

Lyons, Kathleen A

Facility: Queen of the Valley Hospital **Location:** Q 1 Intensive Care Unit
 61 F 07/13/1961 **Med Rec Num:** MR01483046

Room-Bed: QI007-A
Visit: QH0054940416

Vital Signs - Continued

O2 Delivery					
Oxygen Flow Rate (L/min)					
FI02 (%)					
End-Tidal CO2 (mmHg)	33	34	33	33	
Richmond Agitation Sedation Scale					
Richmond Agitation Sedation Scale					
Intracranial Pressure					
ICP (mmHg)					

Temperature	11/11/22 16:30	11/11/22 16:31	11/11/22 16:46	11/11/22 17:00
Temperature (97.6 F-99.6 F)				
Temperature Source				
Heart Rate	91	91	92	95
Pulse (60-100 beats/min)				
Method				
Respirations				
Respiratory Rate (12-20 breaths/min)				
Blood Pressure				
Blood Pressure (90/60-120/80 mmHg)		127/52 H	123/49 H	
Mean (mmHg)		68	67	
Location				
Source				
Oxygen				
Pulse Oximetry (92-100 %)	100	100	100	100
O2 Delivery				
Oxygen Flow Rate (L/min)				
FI02 (%)				
End-Tidal CO2 (mmHg)	33	33	33	33
Richmond Agitation Sedation Scale				
Richmond Agitation Sedation Scale				
Intracranial Pressure				
ICP (mmHg)				

Lyons, Kathleen A

Facility: Queen of the Valley Hospital **Location:** Q 1 Intensive Care Unit
 61 F 07/13/1961 **Med Rec Num:** MR01483046

Room-Bed: QI007-A
Visit: QH0054940416

Vital Signs - Continued

	11/11/22 17:01	11/11/22 17:16	11/11/22 17:30	11/11/22 17:31
Temperature				
Temperature (97.6 F-99.6 F)				
Temperature Source				
Heart Rate				
Pulse (60-100 beats/min)	93	90	91	90
Method				
Respirations				
Respiratory Rate (12-20 breaths/min)				
Blood Pressure				
Blood Pressure (90/60-120/80 mmHg)	121/50 H	122/47 H		119/49 L
Mean (mmHg)	66	65		67
Location				
Source				
Oxygen				
Pulse Oximetry (92-100 %)	100	100	100	100
O2 Delivery				
Oxygen Flow Rate (L/min)				
FI02 (%)				
End-Tidal CO2 (mmHg)	34	33	34	34
Richmond Agitation Sedation Scale				
Richmond Agitation Sedation Scale				
Intracranial Pressure				
ICP (mmHg)				

	11/11/22 17:46	11/11/22 18:00	11/11/22 18:01	11/11/22 18:16
Temperature				
Temperature (97.6 F-99.6 F)				
Temperature Source				
Heart Rate				
Pulse (60-100 beats/min)	90	88	89	108 H
Method				

Lyons, Kathleen A

Facility: Queen of the Valley Hospital **Location:** Q 1 Intensive Care Unit
 61 F 07/13/1961 **Med Rec Num:** MR01483046

Room-Bed: QI007-A
Visit: QH0054940416

Vital Signs - Continued

Respirations				
Respiratory Rate (12-20 breaths/min)				
Blood Pressure				
Blood Pressure (90/60-120/80 mmHg)	116/50 L		108/50 L	129/68 H
Mean (mmHg)	65		64	80
Location				
Source				
Oxygen				
Pulse Oximetry (92-100 %)	100	100	100	94
O2 Delivery				
Oxygen Flow Rate (L/min)				
FIO2 (%)				
End-Tidal CO2 (mmHg)	34	34	34	31
Richmond Agitation Sedation Scale				
Richmond Agitation Sedation Scale				
Intracranial Pressure				
ICP (mmHg)				

Temperature	11/11/22	11/11/22	11/11/22	11/11/22
Temperature (97.6 F-99.6 F)	18:30	18:31	18:46	19:00
Temperature Source				
Heart Rate				
Pulse (60-100 beats/min)	91	89	85	88
Method				
Respirations				
Respiratory Rate (12-20 breaths/min)				
Blood Pressure				
Blood Pressure (90/60-120/80 mmHg)		118/50 L	111/47 L	
Mean (mmHg)		66	62	
Location				
Source				
Oxygen				
Pulse Oximetry (92-100 %)	100	100	99	99
O2 Delivery				

Lyons, Kathleen A

Facility: Queen of the Valley Hospital **Location:** Q 1 Intensive Care Unit
 61 F 07/13/1961 **Med Rec Num:** MR01483046

Room-Bed: QI007-A
Visit: QH0054940416

Vital Signs - Continued

Oxygen Flow Rate (L/min)				
FI02 (%)				
End-Tidal CO2 (mmHg)	33	33	39	33
Richmond Agitation Sedation Scale				
Richmond Agitation Sedation Scale				
Intracranial Pressure				
ICP (mmHg)				

	11/11/22 19:01	11/11/22 19:16	11/11/22 19:30	11/11/22 19:45
Temperature				
Temperature (97.6 F-99.6 F)				
Temperature Source				
Heart Rate				
Pulse (60-100 beats/min)	89	83	91	98
Method				
Respirations				
Respiratory Rate (12-20 breaths/min)				
Blood Pressure				
Blood Pressure (90/60-120/80 mmHg)	126/56 H	115/48 L	126/53 H	127/49 H
Mean (mmHg)	72	65	77	75
Location				
Source				
Oxygen				
Pulse Oximetry (92-100 %)	99	98	97	98
O2 Delivery				
Oxygen Flow Rate (L/min)				
FI02 (%)				
End-Tidal CO2 (mmHg)	33	34	36	34
Richmond Agitation Sedation Scale				
Richmond Agitation Sedation Scale				
Intracranial Pressure				
ICP (mmHg)				

Lyons, Kathleen A

Facility: Queen of the Valley Hospital **Location:** Q 1 Intensive Care Unit
 61 F 07/13/1961 **Med Rec Num:** MR01483046

Room-Bed: QI007-A
Visit: QH0054940416

Vital Signs - Continued

	11/11/22 20:00	11/11/22 20:15	11/11/22 20:30	11/11/22 20:45
Temperature				
Temperature (97.6 F-99.6 F)	98.3 F			
Temperature Source	Axillary			
Heart Rate				
Pulse (60-100 beats/min)	86	86	84	82
Method	Monitor			
Respirations				
Respiratory Rate (12-20 breaths/min)				
Blood Pressure				
Blood Pressure (90/60-120/80 mmHg)	113/48 L	112/48 L	121/44 H	118/48 L
Mean (mmHg)	69	69	69	71
Location	Left Arm			
Source	Automatic Cuff			
Oxygen				
Pulse Oximetry (92-100 %)	98	97	98	98
O2 Delivery				
	Mechanical Ventilation			
Oxygen Flow Rate (L/min)				
FI02 (%)	28			
End-Tidal CO2 (mmHg)	33	33	33	34
Richmond Agitation Sedation Scale				
Richmond Agitation Sedation Scale				
Intracranial Pressure				
ICP (mmHg)				

	11/11/22 21:00	11/11/22 21:15	11/11/22 21:30	11/11/22 21:45
Temperature				
Temperature (97.6 F-99.6 F)				
Temperature Source				
Heart Rate				
Pulse (60-100 beats/min)	83	81	79	81

Lyons, Kathleen A

Facility: Queen of the Valley Hospital **Location:** Q 1 Intensive Care Unit
 61 F 07/13/1961 **Med Rec Num:** MR01483046

Room-Bed: QI007-A
Visit: QH0054940416

Vital Signs - Continued

Method					
Respirations					
Respiratory Rate (12-20 breaths/min)					
Blood Pressure					
Blood Pressure (90/60-120/80 mmHg)	115/47 L	110/49 L	113/54 L	123/48 H	
Mean (mmHg)	69	69	73	73	
Location					
Source					
Oxygen					
Pulse Oximetry (92-100 %)	99	99	99	98	
O2 Delivery					
Oxygen Flow Rate (L/min)					
FIO2 (%)					
End-Tidal CO2 (mmHg)	33	34	34	34	
Richmond Agitation Sedation Scale					
Richmond Agitation Sedation Scale					
Intracranial Pressure					
ICP (mmHg)					

Temperature					
Temperature (97.6 F-99.6 F)	11/11/22 22:00	11/11/22 22:15	11/11/22 22:30	11/11/22 22:45	
Temperature Source					
Heart Rate					
Pulse (60-100 beats/min)	80	81	79	83	
Method					
Respirations					
Respiratory Rate (12-20 breaths/min)					
Blood Pressure					
Blood Pressure (90/60-120/80 mmHg)	114/54 L	122/52 H	116/49 L	125/50 H	
Mean (mmHg)	74	75	71	75	
Location					
Source					
Oxygen					
Pulse Oximetry (92-100 %)	99	97	100	100	

Lyons, Kathleen A

Facility: Queen of the Valley Hospital
 61 F 07/13/1961

Location: Q 1 Intensive Care Unit
Med Rec Num: MR01483046

Room-Bed: QI007-A
Visit: QH0054940416

Vital Signs - Continued

O2 Delivery				
Oxygen Flow Rate (L/min)				
FI02 (%)				
End-Tidal CO2 (mmHg)	34	33	33	30
Richmond Agitation Sedation Scale				
Richmond Agitation Sedation Scale				
Intracranial Pressure				
ICP (mmHg)				

Temperature	11/11/22 23:00	11/11/22 23:15	11/11/22 23:30	11/11/22 23:45
Temperature (97.6 F-99.6 F)				
Temperature Source				
Heart Rate				
Pulse (60-100 beats/min)	93	79	79	77
Method				
Respirations				
Respiratory Rate (12-20 breaths/min)				
Blood Pressure				
Blood Pressure (90/60-120/80 mmHg)	97/59 L	117/49 L	117/48 L	111/50 L
Mean (mmHg)	71	71	71	70
Location				
Source				
Oxygen				
Pulse Oximetry (92-100 %)	100		100	100
O2 Delivery				
Oxygen Flow Rate (L/min)				
FI02 (%)				
End-Tidal CO2 (mmHg)	40	33	33	34
Richmond Agitation Sedation Scale				
Richmond Agitation Sedation Scale				
Intracranial Pressure				
ICP (mmHg)				

Lyons, Kathleen A

Facility: Queen of the Valley Hospital **Location:** Q 1 Intensive Care Unit
 61 F 07/13/1961 **Med Rec Num:** MR01483046

Room-Bed: QI007-A
Visit: QH0054940416

Vital Signs - Continued

	11/12/22 00:00	11/12/22 00:15	11/12/22 00:30	11/12/22 00:45
Temperature				
Temperature (97.6 F-99.6 F)	98.6 F			
Temperature Source	Axillary			
Heart Rate				
Pulse (60-100 beats/min)	77	79	90	97
Method	Monitor			
Respirations				
Respiratory Rate (12-20 breaths/min)				
Blood Pressure				
Blood Pressure (90/60-120/80 mmHg)	116/49 L	114/49 L	108/48 L	119/48 L
Mean (mmHg)	71	70	68	71
Location	Left Arm			
Source	Automatic Cuff			
Oxygen				
Pulse Oximetry (92-100 %)	100	100	100	100
O2 Delivery				
	Mechanical Ventilation			
Oxygen Flow Rate (L/min)				
FI02 (%)	28			
End-Tidal CO2 (mmHg)	33	33		30
Richmond Agitation Sedation Scale				
Richmond Agitation Sedation Scale				
Intracranial Pressure				
ICP (mmHg)				

	11/12/22 01:00	11/12/22 01:15	11/12/22 01:30	11/12/22 01:45
Temperature				
Temperature (97.6 F-99.6 F)				
Temperature Source				
Heart Rate				
Pulse (60-100 beats/min)	80	81	76	88

Lyons, Kathleen A

Facility: Queen of the Valley Hospital **Location:** Q 1 Intensive Care Unit
 61 F 07/13/1961 **Med Rec Num:** MR01483046

Room-Bed: QI007-A
Visit: QH0054940416

Vital Signs - Continued

Method				
Respirations				
Respiratory Rate (12-20 breaths/min)				
Blood Pressure				
Blood Pressure (90/60-120/80 mmHg)	121/52 H	117/51 L	115/51 L	118/54 L
Mean (mmHg)	75	73	72	75
Location				
Source				
Oxygen				
Pulse Oximetry (92-100 %)	100		100	100
O2 Delivery				
Oxygen Flow Rate (L/min)				
FI02 (%)				
End-Tidal CO2 (mmHg)	33	33	33	32
Richmond Agitation Sedation Scale				
Richmond Agitation Sedation Scale				
Intracranial Pressure				
ICP (mmHg)				

Temperature				
Temperature (97.6 F-99.6 F)	11/12/22 02:00	11/12/22 02:15	11/12/22 02:30	11/12/22 02:45
Temperature Source				
Heart Rate				
Pulse (60-100 beats/min)	77	74	75	71
Method				
Respirations				
Respiratory Rate (12-20 breaths/min)				
Blood Pressure				
Blood Pressure (90/60-120/80 mmHg)	118/49 L	116/50 L	112/51 L	123/52 H
Mean (mmHg)	72	72	71	75
Location				
Source				
Oxygen				
Pulse Oximetry (92-100 %)	100	100	100	100

Lyons, Kathleen A

Facility: Queen of the Valley Hospital **Location:** Q 1 Intensive Care Unit
 61 F 07/13/1961 **Med Rec Num:** MR01483046

Room-Bed: QI007-A
Visit: QH0054940416

Vital Signs - Continued

O2 Delivery				
Oxygen Flow Rate (L/min)				
FI02 (%)				
End-Tidal CO2 (mmHg)	33	33	33	33
Richmond Agitation Sedation Scale				
Richmond Agitation Sedation Scale				
Intracranial Pressure				
ICP (mmHg)				

Temperature	11/12/22 03:00	11/12/22 03:15	11/12/22 03:30	11/12/22 03:45
Temperature (97.6 F-99.6 F)				
Temperature Source				
Heart Rate	73	71	71	68
Pulse (60-100 beats/min)				
Method				
Respirations				
Respiratory Rate (12-20 breaths/min)				
Blood Pressure				
Blood Pressure (90/60-120/80 mmHg)	114/49 L	111/53 L	112/49 L	107/51 L
Mean (mmHg)	70	72	70	69
Location				
Source				
Oxygen				
Pulse Oximetry (92-100 %)	100	100	100	100
O2 Delivery				
Oxygen Flow Rate (L/min)				
FI02 (%)				
End-Tidal CO2 (mmHg)	33	33	33	33
Richmond Agitation Sedation Scale				
Richmond Agitation Sedation Scale				
Intracranial Pressure				
ICP (mmHg)				

Lyons, Kathleen A

Facility: Queen of the Valley Hospital **Location:** Q 1 Intensive Care Unit
 61 F 07/13/1961 **Med Rec Num:** MR01483046

Room-Bed: QI007-A
Visit: QH0054940416

Vital Signs - Continued

	11/12/22 04:00	11/12/22 04:15	11/12/22 04:30	11/12/22 04:45
Temperature				
Temperature (97.6 F-99.6 F)				
Temperature Source				
Heart Rate				
Pulse (60-100 beats/min)	67	72	69	70
Method				
Respirations				
Respiratory Rate (12-20 breaths/min)				
Blood Pressure				
Blood Pressure (90/60-120/80 mmHg)	109/51 L	117/52 L	113/54 L	115/51 L
Mean (mmHg)	70	73	73	72
Location				
Source				
Oxygen				
Pulse Oximetry (92-100 %)	100		99	100
O2 Delivery				
Oxygen Flow Rate (L/min)				
FI02 (%)				
End-Tidal CO2 (mmHg)	32	32	33	33
Richmond Agitation Sedation Scale				
Richmond Agitation Sedation Scale				
Intracranial Pressure				
ICP (mmHg)				

	11/12/22 05:00	11/12/22 05:15	11/12/22 05:30	11/12/22 05:45
Temperature				
Temperature (97.6 F-99.6 F)				
Temperature Source				
Heart Rate				
Pulse (60-100 beats/min)	70	70	68	71
Method				

Lyons, Kathleen A

Facility: Queen of the Valley Hospital **Location:** Q 1 Intensive Care Unit
 61 F 07/13/1961 **Med Rec Num:** MR01483046

Room-Bed: QI007-A
Visit: QH0054940416

Vital Signs - Continued

Respirations				
Respiratory Rate (12-20 breaths/min)				
Blood Pressure				
Blood Pressure (90/60-120/80 mmHg)	119/52 L 74	123/46 H 71	109/49 L 69	119/50 L 73
Mean (mmHg)				
Location				
Source				
Oxygen				
Pulse Oximetry (92-100 %)	100	100	100	
O2 Delivery				
Oxygen Flow Rate (L/min)				
FIO2 (%)				
End-Tidal CO2 (mmHg)	33	34	33	33
Richmond Agitation Sedation Scale				
Richmond Agitation Sedation Scale				
Intracranial Pressure				
ICP (mmHg)				

Temperature				
Temperature (97.6 F-99.6 F)	11/12/22 06:00	11/12/22 06:15	11/12/22 06:30	11/12/22 06:45
Temperature Source				
Heart Rate				
Pulse (60-100 beats/min)	72	71	69	74
Method				
Respirations				
Respiratory Rate (12-20 breaths/min)				
Blood Pressure				
Blood Pressure (90/60-120/80 mmHg)	125/49 H 74	117/53 L 74	118/53 L 74	125/55 H 78
Mean (mmHg)				
Location				
Source				
Oxygen				
Pulse Oximetry (92-100 %)	100	100	100	100
O2 Delivery				

Lyons, Kathleen A

Facility: Queen of the Valley Hospital **Location:** Q 1 Intensive Care Unit
 61 F 07/13/1961 **Med Rec Num:** MR01483046

Room-Bed: QI007-A
Visit: QH0054940416

Vital Signs - Continued

Oxygen Flow Rate (L/min)				
FI02 (%)				
End-Tidal CO2 (mmHg)	34	33	33	32
Richmond Agitation Sedation Scale				
Richmond Agitation Sedation Scale				
Intracranial Pressure				
ICP (mmHg)				

	11/12/22 07:00	11/12/22 07:16	11/12/22 07:30	11/12/22 07:46
Temperature				
Temperature (97.6 F-99.6 F)				
Temperature Source				
Heart Rate				
Pulse (60-100 beats/min)	68	70	68	82
Method				
Respirations				
Respiratory Rate (12-20 breaths/min)				
Blood Pressure				
Blood Pressure (90/60-120/80 mmHg)	115/47 L	115/47 L	124/48 H	115/51 L
Mean (mmHg)	69	63	73	65
Location				
Source				
Oxygen				
Pulse Oximetry (92-100 %)	100	100	100	100
O2 Delivery				
Oxygen Flow Rate (L/min)				
FI02 (%)				
End-Tidal CO2 (mmHg)	33	32	27	33
Richmond Agitation Sedation Scale				
Richmond Agitation Sedation Scale				
Intracranial Pressure				
ICP (mmHg)				

Lyons, Kathleen A

Facility: Queen of the Valley Hospital **Location:** Q 1 Intensive Care Unit
 61 F 07/13/1961 **Med Rec Num:** MR01483046

Room-Bed: QI007-A
Visit: QH0054940416

Vital Signs - Continued

	11/12/22 08:00	11/12/22 08:16	11/12/22 08:30	11/12/22 08:46
Temperature	97.0 F L			
Temperature (97.6 F-99.6 F)				
Temperature Source	Temporal Artery Scan			
Heart Rate				
Pulse (60-100 beats/min)	75	68	69	68
Method				
Respirations				
Respiratory Rate (12-20 breaths/min)	16			
Blood Pressure				
Blood Pressure (90/60-120/80 mmHg)	125/59 H	118/58 L	129/53 H	126/59 H
Mean (mmHg)	81	70	78	72
Location				
Source				
Oxygen				
Pulse Oximetry (92-100 %)	100	100		100
O2 Delivery				
Oxygen Flow Rate (L/min)				
FI02 (%)				
End-Tidal CO2 (mmHg)	33	33	33	33
Richmond Agitation Sedation Scale				
Richmond Agitation Sedation Scale				
Intracranial Pressure				
ICP (mmHg)				

	11/12/22 09:00	11/12/22 09:16	11/12/22 09:30	11/12/22 09:46
Temperature				
Temperature (97.6 F-99.6 F)				
Temperature Source				
Heart Rate	69	75	65	86
Pulse (60-100 beats/min)				

Lyons, Kathleen A

Facility: Queen of the Valley Hospital **Location:** Q 1 Intensive Care Unit
 61 F 07/13/1961 **Med Rec Num:** MR01483046

Room-Bed: QI007-A
Visit: QH0054940416

Vital Signs - Continued

Method					
Respirations					
Respiratory Rate (12-20 breaths/min)					
Blood Pressure					
Blood Pressure (90/60-120/80 mmHg)	121/55 H	118/51 L	107/47 L	113/49 L	
Mean (mmHg)	77	66	67	64	
Location					
Source					
Oxygen					
Pulse Oximetry (92-100 %)	100	100	99	99	
O2 Delivery					
Oxygen Flow Rate (L/min)					
FIO2 (%)					
End-Tidal CO2 (mmHg)	33	33	33	15	
Richmond Agitation Sedation Scale					
Richmond Agitation Sedation Scale					
Intracranial Pressure					
ICP (mmHg)					

Temperature					
Temperature (97.6 F-99.6 F)	11/12/22 10:00	11/12/22 10:16	11/12/22 10:30	11/12/22 10:46	
Temperature Source					
Heart Rate					
Pulse (60-100 beats/min)	69	70	64	65	
Method					
Respirations					
Respiratory Rate (12-20 breaths/min)					
Blood Pressure					
Blood Pressure (90/60-120/80 mmHg)	117/62	127/57 H	123/55 H	108/56 L	
Mean (mmHg)	80	72	77	69	
Location					
Source					
Oxygen					
Pulse Oximetry (92-100 %)	100	100	100	100	

Lyons, Kathleen A
Facility: Queen of the Valley Hospital **Location:** Q 1 Intensive Care Unit
 61 F 07/13/1961 **Med Rec Num:** MR01483046

Room-Bed: QI007-A
Visit: QH0054940416

Vital Signs - Continued

O2 Delivery					
Oxygen Flow Rate (L/min)					
FI02 (%)					
End-Tidal CO2 (mmHg)	30	27	33	32	
Richmond Agitation Sedation Scale					
Richmond Agitation Sedation Scale					
Intracranial Pressure					
ICP (mmHg)					

Temperature	11/12/22 11:00	11/12/22 11:16	11/12/22 11:30	11/12/22 11:46	
Temperature (97.6 F-99.6 F)					
Temperature Source					
Heart Rate	65	69	69	67	
Pulse (60-100 beats/min)					
Method					
Respirations					
Respiratory Rate (12-20 breaths/min)					
Blood Pressure					
Blood Pressure (90/60-120/80 mmHg)	115/53 L	117/60	120/58 L	122/57 H	
Mean (mmHg)	73	73	78	73	
Location					
Source					
Oxygen					
Pulse Oximetry (92-100 %)	99	100		99	
O2 Delivery					
Oxygen Flow Rate (L/min)					
FI02 (%)					
End-Tidal CO2 (mmHg)	33	33	35	34	
Richmond Agitation Sedation Scale					
Richmond Agitation Sedation Scale					
Intracranial Pressure					
ICP (mmHg)					

Lyons, Kathleen A

Facility: Queen of the Valley Hospital **Location:** Q 1 Intensive Care Unit
 61 F 07/13/1961 **Med Rec Num:** MR01483046

Room-Bed: QI007-A
Visit: QH0054940416

Vital Signs - Continued

	11/12/22 12:00	11/12/22 12:16	11/12/22 12:30	11/12/22 12:46
Temperature	97.1 F L			
Temperature (97.6 F-99.6 F)				
Temperature Source	Temporal Artery Scan			
Heart Rate				
Pulse (60-100 beats/min)	67	66	68	67
Method				
Respirations				
Respiratory Rate (12-20 breaths/min)				
Blood Pressure				
Blood Pressure (90/60-120/80 mmHg)	113/53 L	116/53 L	115/56 L	117/52 L
Mean (mmHg)	73	68	75	67
Location				
Source				
Oxygen				
Pulse Oximetry (92-100 %)	97	97		97
O2 Delivery				
Oxygen Flow Rate (L/min)				
FI02 (%)				
End-Tidal CO2 (mmHg)	34	35	33	34
Richmond Agitation Sedation Scale				
Richmond Agitation Sedation Scale				
Intracranial Pressure				
ICP (mmHg)				

	11/12/22 13:00	11/12/22 13:16	11/12/22 13:30	11/12/22 13:46
Temperature				
Temperature (97.6 F-99.6 F)				
Temperature Source				
Heart Rate				
Pulse (60-100 beats/min)	66	66	66	66

Lyons, Kathleen A

Facility: Queen of the Valley Hospital **Location:** Q 1 Intensive Care Unit
 61 F 07/13/1961 **Med Rec Num:** MR01483046

Room-Bed: QI007-A
Visit: QH0054940416

Vital Signs - Continued

Method				
Respirations				
Respiratory Rate (12-20 breaths/min)				
Blood Pressure				
Blood Pressure (90/60-120/80 mmHg)	116/58 L	130/58 H	113/57 L	115/57 L
Mean (mmHg)	77	75	75	70
Location				
Source				
Oxygen				
Pulse Oximetry (92-100 %)	96	98	98	99
O2 Delivery				
Oxygen Flow Rate (L/min)				
FIO2 (%)				
End-Tidal CO2 (mmHg)	35	34	35	35
Richmond Agitation Sedation Scale				
Richmond Agitation Sedation Scale				
Intracranial Pressure				
ICP (mmHg)				

Temperature	11/12/22	11/12/22	11/12/22	11/12/22
Temperature (97.6 F-99.6 F)	14:00	14:16	14:30	14:46
Temperature Source				
Heart Rate				
Pulse (60-100 beats/min)	64	64	67	67
Method				
Respirations				
Respiratory Rate (12-20 breaths/min)				
Blood Pressure				
Blood Pressure (90/60-120/80 mmHg)	114/52 L	109/56 L	127/51 H	109/47 L
Mean (mmHg)	72	68	69	62
Location				
Source				
Oxygen				
Pulse Oximetry (92-100 %)	98	99	100	99

Lyons, Kathleen A

Facility: Queen of the Valley Hospital **Location:** Q 1 Intensive Care Unit
 61 F 07/13/1961 **Med Rec Num:** MR01483046

Room-Bed: QI007-A
Visit: QH0054940416

Vital Signs - Continued

O2 Delivery				
Oxygen Flow Rate (L/min)				
FI02 (%)				
End-Tidal CO2 (mmHg)	35	36	34	35
Richmond Agitation Sedation Scale				
Richmond Agitation Sedation Scale				
Intracranial Pressure				
ICP (mmHg)				

Temperature	11/12/22 15:00	11/12/22 15:16	11/12/22 15:30	11/12/22 15:46
Temperature (97.6 F-99.6 F)				
Temperature Source				
Heart Rate	66	65	69	66
Pulse (60-100 beats/min)				
Method				
Respirations				
Respiratory Rate (12-20 breaths/min)				
Blood Pressure				
Blood Pressure (90/60-120/80 mmHg)	114/48 L	110/48 L	110/48 L	110/52 L
Mean (mmHg)	70	63	68	65
Location				
Source				
Oxygen				
Pulse Oximetry (92-100 %)	99	99		100
O2 Delivery				
Oxygen Flow Rate (L/min)				
FI02 (%)				
End-Tidal CO2 (mmHg)	36	36	35	34
Richmond Agitation Sedation Scale				
Richmond Agitation Sedation Scale				
Intracranial Pressure				
ICP (mmHg)				

Lyons, Kathleen A

Facility: Queen of the Valley Hospital **Location:** Q 1 Intensive Care Unit
 61 F 07/13/1961 **Med Rec Num:** MR01483046

Room-Bed: QI007-A
Visit: QH0054940416

Vital Signs - Continued

	11/12/22 16:00	11/12/22 16:16	11/12/22 16:30	11/12/22 16:46
Temperature	97.1 F L			
Temperature (97.6 F-99.6 F)				
Temperature Source	Temporal Artery Scan			
Heart Rate				
Pulse (60-100 beats/min)	67	68	70	65
Method				
Respirations				
Respiratory Rate (12-20 breaths/min)				
Blood Pressure				
Blood Pressure (90/60-120/80 mmHg)	116/51 L	120/48 L	119/52 L	112/48 L
Mean (mmHg)	72	66	74	63
Location				
Source				
Oxygen				
Pulse Oximetry (92-100 %)	99	100	99	100
O2 Delivery				
Oxygen Flow Rate (L/min)				
FI02 (%)				
End-Tidal CO2 (mmHg)	37	33	33	33
Richmond Agitation Sedation Scale				
Richmond Agitation Sedation Scale				
Intracranial Pressure				
ICP (mmHg)				

	11/12/22 17:00	11/12/22 17:16	11/12/22 17:30	11/12/22 17:46
Temperature				
Temperature (97.6 F-99.6 F)				
Temperature Source				
Heart Rate				
Pulse (60-100 beats/min)	67	70	68	65

Lyons, Kathleen A

Facility: Queen of the Valley Hospital **Location:** Q 1 Intensive Care Unit
 61 F 07/13/1961 **Med Rec Num:** MR01483046

Room-Bed: QI007-A
Visit: QH0054940416

Vital Signs - Continued

Method					
Respirations					
Respiratory Rate (12-20 breaths/min)					
Blood Pressure					
Blood Pressure (90/60-120/80 mmHg)	106/49 L	122/52 H	114/54 L	113/50 L	
Mean (mmHg)	68	69	74	65	
Location					
Source					
Oxygen					
Pulse Oximetry (92-100 %)	100	100	100	100	
O2 Delivery					
Oxygen Flow Rate (L/min)					
FIO2 (%)					
End-Tidal CO2 (mmHg)	33	34	34	34	
Richmond Agitation Sedation Scale					
Richmond Agitation Sedation Scale					
Intracranial Pressure					
ICP (mmHg)					

Temperature					
Temperature (97.6 F-99.6 F)	11/12/22 18:00	11/12/22 18:15	11/12/22 18:30	11/12/22 18:45	
Temperature Source					
Heart Rate					
Pulse (60-100 beats/min)	68	63	67	69	
Method					
Respirations					
Respiratory Rate (12-20 breaths/min)					
Blood Pressure					
Blood Pressure (90/60-120/80 mmHg)	117/53 L	109/51 L	116/50 L	110/48 L	
Mean (mmHg)	74	70	72	68	
Location					
Source					
Oxygen					
Pulse Oximetry (92-100 %)	100	100			

Lyons, Kathleen A

Facility: Queen of the Valley Hospital **Location:** Q 1 Intensive Care Unit
 61 F 07/13/1961 **Med Rec Num:** MR01483046

Room-Bed: QI007-A
Visit: QH0054940416

Vital Signs - Continued

O2 Delivery				
Oxygen Flow Rate (L/min)				
FI02 (%)				
End-Tidal CO2 (mmHg)	33	33	33	33
Richmond Agitation Sedation Scale				
Richmond Agitation Sedation Scale				
Intracranial Pressure				
ICP (mmHg)				

Temperature	11/12/22 19:00	11/12/22 19:15	11/12/22 19:30	11/12/22 19:45
Temperature (97.6 F-99.6 F)				
Temperature Source				
Heart Rate	68	67	67	68
Pulse (60-100 beats/min)				
Method				
Respirations				
Respiratory Rate (12-20 breaths/min)				
Blood Pressure				
Blood Pressure (90/60-120/80 mmHg)	118/52 L	120/53 L	117/51 L	115/51 L
Mean (mmHg)	67	75	73	72
Location				
Source				
Oxygen				
Pulse Oximetry (92-100 %)				
O2 Delivery				
Oxygen Flow Rate (L/min)				
FI02 (%)				
End-Tidal CO2 (mmHg)	34	33	33	33
Richmond Agitation Sedation Scale				
Richmond Agitation Sedation Scale				
Intracranial Pressure				
ICP (mmHg)				

Lyons, Kathleen A

Facility: Queen of the Valley Hospital **Location:** Q 1 Intensive Care Unit
 61 F 07/13/1961 **Med Rec Num:** MR01483046

Room-Bed: QI007-A
Visit: QH0054940416

Vital Signs - Continued

	11/12/22 20:00	11/12/22 20:15	11/12/22 20:30	11/12/22 20:45
Temperature				
Temperature (97.6 F-99.6 F)	97.9 F			
Temperature Source	Axillary			
Heart Rate				
Pulse (60-100 beats/min)	66	65	65	67
Method				
Respirations				
Respiratory Rate (12-20 breaths/min)				
Blood Pressure				
Blood Pressure (90/60-120/80 mmHg)	120/62	117/52 L	112/51 L	111/51 L
Mean (mmHg)	81	73	71	71
Location				
Source				
Oxygen				
Pulse Oximetry (92-100 %)	100	100	100	100
O2 Delivery				
Oxygen Flow Rate (L/min)				
FI02 (%)				
End-Tidal CO2 (mmHg)	33	33	32	33
Richmond Agitation Sedation Scale				
Richmond Agitation Sedation Scale				
Intracranial Pressure				
ICP (mmHg)				

	11/12/22 21:00	11/12/22 21:15	11/12/22 21:30	11/12/22 21:45
Temperature				
Temperature (97.6 F-99.6 F)				
Temperature Source				
Heart Rate				
Pulse (60-100 beats/min)	65	66	67	66
Method				

Lyons, Kathleen A

Facility: Queen of the Valley Hospital **Location:** Q 1 Intensive Care Unit
 61 F 07/13/1961 **Med Rec Num:** MR01483046

Room-Bed: QI007-A
Visit: QH0054940416

Vital Signs - Continued

Respirations				
Respiratory Rate (12-20 breaths/min)				
Blood Pressure				
Blood Pressure (90/60-120/80 mmHg)	112/50 L	109/52 L	113/49 L	109/50 L
Mean (mmHg)	70	71	70	69
Location				
Source				
Oxygen				
Pulse Oximetry (92-100 %)	99		99	100
O2 Delivery				
Oxygen Flow Rate (L/min)				
FIO2 (%)				
End-Tidal CO2 (mmHg)	33	34	30	31
Richmond Agitation Sedation Scale				
Richmond Agitation Sedation Scale				
Intracranial Pressure				
ICP (mmHg)				

Temperature				
Temperature (97.6 F-99.6 F)	11/12/22 22:00	11/12/22 22:15	11/12/22 22:30	11/12/22 22:31
Temperature Source				
Heart Rate				
Pulse (60-100 beats/min)	66	64	66	66
Method				
Respirations				
Respiratory Rate (12-20 breaths/min)				
Blood Pressure				
Blood Pressure (90/60-120/80 mmHg)	108/45 L	109/50 L	123/51 H	123/51 H
Mean (mmHg)	66	69	75	68
Location				
Source				
Oxygen				
Pulse Oximetry (92-100 %)	97	98	97	100
O2 Delivery				

Lyons, Kathleen A

Facility: Queen of the Valley Hospital **Location:** Q 1 Intensive Care Unit
 61 F 07/13/1961 **Med Rec Num:** MR01483046

Room-Bed: QI007-A
Visit: QH0054940416

Vital Signs - Continued

Oxygen Flow Rate (L/min)				
FI02 (%)				
End-Tidal CO2 (mmHg)	29	33	33	14
Richmond Agitation Sedation Scale				
Richmond Agitation Sedation Scale				
Intracranial Pressure				
ICP (mmHg)				

	11/12/22 22:45	11/12/22 22:46	11/12/22 23:00	11/12/22 23:01
Temperature				
Temperature (97.6 F-99.6 F)				
Temperature Source				
Heart Rate				
Pulse (60-100 beats/min)	67	67	62	67
Method				
Respirations				
Respiratory Rate (12-20 breaths/min)				
Blood Pressure				
Blood Pressure (90/60-120/80 mmHg)	110/51 L	110/51 L	128/54 H	128/54 H
Mean (mmHg)	70	64	78	72
Location				
Source				
Oxygen				
Pulse Oximetry (92-100 %)	98	100	100	100
O2 Delivery				
Oxygen Flow Rate (L/min)				
FI02 (%)				
End-Tidal CO2 (mmHg)	31	33	33	33
Richmond Agitation Sedation Scale				
Richmond Agitation Sedation Scale				
Intracranial Pressure				
ICP (mmHg)				

Lyons, Kathleen A

Facility: Queen of the Valley Hospital **Location:** Q 1 Intensive Care Unit
 61 F 07/13/1961 **Med Rec Num:** MR01483046

Room-Bed: QI007-A
Visit: QH0054940416

Vital Signs - Continued

	11/12/22 23:15	11/12/22 23:30	11/12/22 23:45	11/13/22 00:00
Temperature				
Temperature (97.6 F-99.6 F)				97.0 F L
Temperature Source				Axillary
Heart Rate				
Pulse (60-100 beats/min)	66	66	69	66
Method				
Respirations				
Respiratory Rate (12-20 breaths/min)				
Blood Pressure				
Blood Pressure (90/60-120/80 mmHg)	112/49 L	114/51 L	113/51 L	
Mean (mmHg)	70	72	71	
Location				
Oxygen				
Pulse Oximetry (92-100 %)			94	96
O2 Delivery				
Oxygen Flow Rate (L/min)				
FI02 (%)				
End-Tidal CO2 (mmHg)	33	33	28	33
Richmond Agitation Sedation Scale				
Richmond Agitation Sedation Scale				
Intracranial Pressure				
ICP (mmHg)				

	11/13/22 00:01	11/13/22 00:15	11/13/22 00:30	11/13/22 00:31
Temperature				
Temperature (97.6 F-99.6 F)				
Temperature Source				
Heart Rate				
Pulse (60-100 beats/min)	69	65	69	67
Method				

Lyons, Kathleen A

Facility: Queen of the Valley Hospital **Location:** Q 1 Intensive Care Unit
 61 F 07/13/1961 **Med Rec Num:** MR01483046

Room-Bed: QI007-A
Visit: QH0054940416

Vital Signs - Continued

Respirations				
Respiratory Rate (12-20 breaths/min)				
Blood Pressure				
Blood Pressure (90/60-120/80 mmHg)	116/57 L	109/47 L		108/52 L
Mean (mmHg)	71	67		65
Location				
Source				
Oxygen				
Pulse Oximetry (92-100 %)	98	98		98
O2 Delivery				
Oxygen Flow Rate (L/min)				
FIO2 (%)				
End-Tidal CO2 (mmHg)	33	34		33
Richmond Agitation Sedation Scale				
Richmond Agitation Sedation Scale				
Intracranial Pressure				
ICP (mmHg)				

Temperature	11/13/22 00:45	11/13/22 01:00	11/13/22 01:15	11/13/22 01:30
Temperature (97.6 F-99.6 F)				
Temperature Source				
Heart Rate				
Pulse (60-100 beats/min)	69	69	68	69
Method				
Respirations				
Respiratory Rate (12-20 breaths/min)				
Blood Pressure				
Blood Pressure (90/60-120/80 mmHg)	115/47 L	103/45 L	115/51 L	109/47 L
Mean (mmHg)	69	64	72	67
Location				
Source				
Oxygen				
Pulse Oximetry (92-100 %)	97	95	99	
O2 Delivery				

Lyons, Kathleen A

Facility: Queen of the Valley Hospital **Location:** Q 1 Intensive Care Unit
 61 F 07/13/1961 **Med Rec Num:** MR01483046

Room-Bed: QI007-A
Visit: QH0054940416

Vital Signs - Continued

Oxygen Flow Rate (L/min)				
FI02 (%)				
End-Tidal CO2 (mmHg)	32	35	34	34
Richmond Agitation Sedation Scale				
Richmond Agitation Sedation Scale				
Intracranial Pressure				
ICP (mmHg)				

	11/13/22 01:45	11/13/22 02:00	11/13/22 02:15	11/13/22 02:30
Temperature				
Temperature (97.6 F-99.6 F)				
Temperature Source				
Heart Rate				
Pulse (60-100 beats/min)	69	72	71	72
Method				
Respirations				
Respiratory Rate (12-20 breaths/min)				
Blood Pressure				
Blood Pressure (90/60-120/80 mmHg)	109/48 L	111/47 L	110/47 L	114/48 L
Mean (mmHg)	68	68	68	70
Location				
Source				
Oxygen				
Pulse Oximetry (92-100 %)		98		99
O2 Delivery				
Oxygen Flow Rate (L/min)				
FI02 (%)				
End-Tidal CO2 (mmHg)	34	34	34	34
Richmond Agitation Sedation Scale				
Richmond Agitation Sedation Scale				
Intracranial Pressure				
ICP (mmHg)				

Lyons, Kathleen A

Facility: Queen of the Valley Hospital **Location:** Q 1 Intensive Care Unit
 61 F 07/13/1961 **Med Rec Num:** MR01483046

Room-Bed: QI007-A
Visit: QH0054940416

Vital Signs - Continued

	11/13/22 02:45	11/13/22 03:00	11/13/22 03:15	11/13/22 03:30
Temperature				
Temperature (97.6 F-99.6 F)				
Temperature Source				
Heart Rate				
Pulse (60-100 beats/min)	70	71	70	97
Method				
Respirations				
Respiratory Rate (12-20 breaths/min)				
Blood Pressure				
Blood Pressure (90/60-120/80 mmHg)	107/46 L	109/47 L	112/47 L	113/53 L
Mean (mmHg)	66	67	68	73
Location				
Source				
Oxygen				
Pulse Oximetry (92-100 %)	97	96	98	99
O2 Delivery				
Oxygen Flow Rate (L/min)				
FI02 (%)				
End-Tidal CO2 (mmHg)	34	33	30	28
Richmond Agitation Sedation Scale				
Richmond Agitation Sedation Scale				
Intracranial Pressure				
ICP (mmHg)				

Temperature	11/13/22 03:45	11/13/22 04:00	11/13/22 04:15	11/13/22 04:30
Temperature (97.6 F-99.6 F)		98.8 F		
Temperature Source		Temporal Artery Scan		
Heart Rate				
Pulse (60-100 beats/min)	71	70	71	72

Lyons, Kathleen A

Facility: Queen of the Valley Hospital **Location:** Q 1 Intensive Care Unit
 61 F 07/13/1961 **Med Rec Num:** MR01483046

Room-Bed: QI007-A
Visit: QH0054940416

Vital Signs - Continued

Method						
Respirations						
Respiratory Rate (12-20 breaths/min)						
Blood Pressure						
Blood Pressure (90/60-120/80 mmHg)	113/52 L	113/49 L	135/57 H	109/52 L		
Mean (mmHg)	72	70	83	71		
Location						
Source						
Oxygen						
Pulse Oximetry (92-100 %)	96		99	100		
O2 Delivery						
Oxygen Flow Rate (L/min)						
FI02 (%)						
End-Tidal CO2 (mmHg)	34	33	33	33		
Richmond Agitation Sedation Scale						
Richmond Agitation Sedation Scale						
Intracranial Pressure						
ICP (mmHg)						

Temperature	11/13/22	11/13/22	11/13/22	11/13/22
Temperature (97.6 F-99.6 F)	04:45	05:00	05:15	05:30
Temperature Source				
Heart Rate				
Pulse (60-100 beats/min)	74	71	72	68
Method				
Respirations				
Respiratory Rate (12-20 breaths/min)				
Blood Pressure				
Blood Pressure (90/60-120/80 mmHg)	112/57 L	112/55 L	104/50 L	120/51 L
Mean (mmHg)	75	74	68	67
Location				
Source				
Oxygen				
Pulse Oximetry (92-100 %)	100	100	100	100

Lyons, Kathleen A

Facility: Queen of the Valley Hospital **Location:** Q 1 Intensive Care Unit
 61 F 07/13/1961 **Med Rec Num:** MR01483046

Room-Bed: QI007-A
Visit: QH0054940416

Vital Signs - Continued

O2 Delivery				
Oxygen Flow Rate (L/min)				
FI02 (%)				
End-Tidal CO2 (mmHg)	33	35	33	35
Richmond Agitation Sedation Scale				
Richmond Agitation Sedation Scale				
Intracranial Pressure				
ICP (mmHg)				

Temperature	11/13/22 05:45	11/13/22 06:00	11/13/22 06:15	11/13/22 06:30
Temperature (97.6 F-99.6 F)				
Temperature Source				
Heart Rate				
Pulse (60-100 beats/min)	72	70	72	70
Method				
Respirations				
Respiratory Rate (12-20 breaths/min)				
Blood Pressure				
Blood Pressure (90/60-120/80 mmHg)	108/49 L	113/54 L	109/52 L	107/50 L
Mean (mmHg)	68	73	71	69
Location				
Source				
Oxygen				
Pulse Oximetry (92-100 %)	100	100	100	100
O2 Delivery				
Oxygen Flow Rate (L/min)				
FI02 (%)				
End-Tidal CO2 (mmHg)	33	33	34	33
Richmond Agitation Sedation Scale				
Richmond Agitation Sedation Scale				
Intracranial Pressure				
ICP (mmHg)				

Lyons, Kathleen A

Facility: Queen of the Valley Hospital **Location:** Q 1 Intensive Care Unit
 61 F 07/13/1961 **Med Rec Num:** MR01483046

Room-Bed: QI007-A
Visit: QH0054940416

Vital Signs - Continued

	11/13/22 06:45	11/13/22 07:00	11/13/22 07:15	11/13/22 07:30
Temperature				
Temperature (97.6 F-99.6 F)				
Temperature Source				
Heart Rate				
Pulse (60-100 beats/min)	69	70	70	66
Method				
Respirations				
Respiratory Rate (12-20 breaths/min)				
Blood Pressure				
Blood Pressure (90/60-120/80 mmHg)	105/52 L	109/58 L	109/52 L	114/51 L
Mean (mmHg)	69	70	71	72
Location				
Source				
Oxygen				
Pulse Oximetry (92-100 %)	100	100	100	100
O2 Delivery				
Oxygen Flow Rate (L/min)				
FI02 (%)				
End-Tidal CO2 (mmHg)	33	34	32	32
Richmond Agitation Sedation Scale				
Richmond Agitation Sedation Scale				
Intracranial Pressure				
ICP (mmHg)				

	11/13/22 07:45	11/13/22 08:00	11/13/22 08:15	11/13/22 08:30
Temperature				
Temperature (97.6 F-99.6 F)		97 F L		
Temperature Source		Axillary		
Heart Rate				
Pulse (60-100 beats/min)	67	67	71	71
Method				

Lyons, Kathleen A

Facility: Queen of the Valley Hospital **Location:** Q 1 Intensive Care Unit
 61 F 07/13/1961 **Med Rec Num:** MR01483046

Room-Bed: QI007-A
Visit: QH0054940416

Vital Signs - Continued

Respirations				
Respiratory Rate (12-20 breaths/min)				
Blood Pressure				
Blood Pressure (90/60-120/80 mmHg)	109/52 L	106/53 L	122/55 H	110/55 L
Mean (mmHg)	71	70	71	73
Location				
Source				
Oxygen				
Pulse Oximetry (92-100 %)			100	100
O2 Delivery				
Oxygen Flow Rate (L/min)				
FIO2 (%)				
End-Tidal CO2 (mmHg)	32	33	33	27
Richmond Agitation Sedation Scale				
Richmond Agitation Sedation Scale				
Intracranial Pressure				
ICP (mmHg)				

Temperature				
Temperature (97.6 F-99.6 F)	11/13/22 08:45	11/13/22 09:00	11/13/22 09:30	11/13/22 10:00
Temperature Source				
Heart Rate				
Pulse (60-100 beats/min)	75	81	90	73
Method				
Respirations				
Respiratory Rate (12-20 breaths/min)				
Blood Pressure				
Blood Pressure (90/60-120/80 mmHg)	118/57 L	125/61 H	134/82 H	114/55 L
Mean (mmHg)	77	82	99	74
Location				
Source				
Oxygen				
Pulse Oximetry (92-100 %)		100	100	100
O2 Delivery				

Lyons, Kathleen A

Facility: Queen of the Valley Hospital **Location:** Q 1 Intensive Care Unit
 61 F 07/13/1961 **Med Rec Num:** MR01483046

Room-Bed: QI007-A
Visit: QH0054940416

Vital Signs - Continued

Oxygen Flow Rate (L/min)				
FI02 (%)				
End-Tidal CO2 (mmHg)	32	35	34	33
Richmond Agitation Sedation Scale				
Richmond Agitation Sedation Scale				
Intracranial Pressure				
ICP (mmHg)				

	11/13/22 10:30	11/13/22 11:00	11/13/22 11:30	11/13/22 12:00
Temperature				
Temperature (97.6 F-99.6 F)				96.9 F L
Temperature Source				Axillary
Heart Rate				
Pulse (60-100 beats/min)	78	77	85	81
Method				
Respirations				
Respiratory Rate (12-20 breaths/min)				
Blood Pressure				
Blood Pressure (90/60-120/80 mmHg)	131/62 H	127/57 H	132/59 H	133/54 H
Mean (mmHg)	78	80	83	80
Location				
Source				
Oxygen				
Pulse Oximetry (92-100 %)	98		98	98
O2 Delivery				
Oxygen Flow Rate (L/min)				
FI02 (%)				
End-Tidal CO2 (mmHg)	34	22	34	34
Richmond Agitation Sedation Scale				
Richmond Agitation Sedation Scale				
Intracranial Pressure				
ICP (mmHg)				

Lyons, Kathleen A

Facility: Queen of the Valley Hospital **Location:** Q 1 Intensive Care Unit
 61 F 07/13/1961 **Med Rec Num:** MR01483046

Room-Bed: QI007-A
Visit: QH0054940416

Vital Signs - Continued

	11/13/22 12:30	11/13/22 13:00	11/13/22 13:30	11/13/22 14:00
Temperature				
Temperature (97.6 F-99.6 F)				
Temperature Source				
Heart Rate				
Pulse (60-100 beats/min)	79	82	87	84
Method				
Respirations				
Respiratory Rate (12-20 breaths/min)				
Blood Pressure				
Blood Pressure (90/60-120/80 mmHg)	122/56 H	130/68 H	140/56 H	132/54 H
Mean (mmHg)	78	88	84	80
Location				
Source				
Oxygen				
Pulse Oximetry (92-100 %)		97	97	
O2 Delivery				
Oxygen Flow Rate (L/min)				
FI02 (%)				
End-Tidal CO2 (mmHg)	35	35	36	36
Richmond Agitation Sedation Scale				
Richmond Agitation Sedation Scale				
Intracranial Pressure				
ICP (mmHg)				

	11/13/22 14:30	11/13/22 15:00	11/13/22 15:30	11/13/22 16:00
Temperature				
Temperature (97.6 F-99.6 F)				96.8 F L
Temperature Source				Axillary
Heart Rate				
Pulse (60-100 beats/min)	80	97	84	86
Method				

Lyons, Kathleen A

Facility: Queen of the Valley Hospital **Location:** Q 1 Intensive Care Unit
 61 F 07/13/1961 **Med Rec Num:** MR01483046

Room-Bed: QI007-A
Visit: QH0054940416

Vital Signs - Continued

Respirations				
Respiratory Rate (12-20 breaths/min)				
Blood Pressure				
Blood Pressure (90/60-120/80 mmHg)	120/49 L	129/60 H	118/47 L	114/50 L
Mean (mmHg)	72	83	70	71
Location				
Source				
Oxygen				
Pulse Oximetry (92-100 %)		98		97
O2 Delivery				
Oxygen Flow Rate (L/min)				
FIO2 (%)				
End-Tidal CO2 (mmHg)	36	34	34	33
Richmond Agitation Sedation Scale				
Richmond Agitation Sedation Scale				
Intracranial Pressure				
ICP (mmHg)				

Temperature				
Temperature (97.6 F-99.6 F)	11/13/22 16:30	11/13/22 17:00	11/13/22 17:30	11/13/22 18:00
Temperature Source				
Heart Rate				
Pulse (60-100 beats/min)	84	85	85	84
Method				
Respirations				
Respiratory Rate (12-20 breaths/min)				
Blood Pressure				
Blood Pressure (90/60-120/80 mmHg)	116/46 L	120/56 L	117/51 L	114/48 L
Mean (mmHg)	69	77	73	70
Location				
Source				
Oxygen				
Pulse Oximetry (92-100 %)	97	98		96
O2 Delivery				

Lyons, Kathleen A

Facility: Queen of the Valley Hospital **Location:** Q 1 Intensive Care Unit
 61 F 07/13/1961 **Med Rec Num:** MR01483046

Room-Bed: QI007-A
Visit: QH0054940416

Vital Signs - Continued

Oxygen Flow Rate (L/min)					
FIO2 (%)					
End-Tidal CO2 (mmHg)		36		34	
Richmond Agitation Sedation Scale					
Richmond Agitation Sedation Scale					
Intracranial Pressure					
ICP (mmHg)					

Temperature		11/13/22 19:00	11/13/22 19:30	11/13/22 20:00	11/13/22 20:30
Temperature (97.6 F-99.6 F)				97 F L	
Temperature Source				Temporal Artery Scan	
Heart Rate					
Pulse (60-100 beats/min)		91	85	82	85
Method				Monitor	
Respirations					
Respiratory Rate (12-20 breaths/min)					
Blood Pressure					
Blood Pressure (90/60-120/80 mmHg)		141/59 H	112/52 L	117/48 L	110/49 L
Mean (mmHg)		86	72	71	69
Location				Left Arm	
Source				Automatic Cuff	
Oxygen					
Pulse Oximetry (92-100 %)		96		96	96
O2 Delivery				Mechanical Ventilation	
Oxygen Flow Rate (L/min)				16	
FIO2 (%)				28	
End-Tidal CO2 (mmHg)		36	34	35	33
Richmond Agitation Sedation Scale					
Richmond Agitation Sedation Scale					
Intracranial Pressure					
ICP (mmHg)					

Lyons, Kathleen A

Facility: Queen of the Valley Hospital **Location:** Q 1 Intensive Care Unit
 61 F 07/13/1961 **Med Rec Num:** MR01483046

Room-Bed: QI007-A
Visit: QH0054940416

Vital Signs - Continued

	11/13/22 21:00	11/13/22 21:30	11/13/22 22:00	11/13/22 22:30
Temperature				
Temperature (97.6 F-99.6 F)				
Temperature Source				
Heart Rate				
Pulse (60-100 beats/min)	92	83	87	82
Method				
Respirations				
Respiratory Rate (12-20 breaths/min)				
Blood Pressure				
Blood Pressure (90/60-120/80 mmHg)	143/64 H	107/49 L	120/54 L	106/52 L
Mean (mmHg)	90	68	76	70
Location				
Source				
Oxygen				
Pulse Oximetry (92-100 %)	97	96	97	94
O2 Delivery				
Oxygen Flow Rate (L/min)				
FI02 (%)				
End-Tidal CO2 (mmHg)	32	33	34	33
Richmond Agitation Sedation Scale				
Richmond Agitation Sedation Scale				
Intracranial Pressure				
ICP (mmHg)				

	11/13/22 23:00	11/13/22 23:30	11/14/22 00:00	11/14/22 00:30
Temperature				
Temperature (97.6 F-99.6 F)			98 F	
Temperature Source			Axillary	
Heart Rate				
Pulse (60-100 beats/min)	85	85	87	100
Method			Monitor	

Lyons, Kathleen A

Facility: Queen of the Valley Hospital **Location:** Q 1 Intensive Care Unit
 61 F 07/13/1961 **Med Rec Num:** MR01483046

Room-Bed: QI007-A
Visit: QH0054940416

Vital Signs - Continued

Respirations				
Respiratory Rate (12-20 breaths/min)				
Blood Pressure				
Blood Pressure (90/60-120/80 mmHg)	116/50 L	112/54 L	111/50 L	132/68 H
Mean (mmHg)	72	73	70	89
Location			Left Arm	
Source			Automatic Cuff	
Oxygen				
Pulse Oximetry (92-100 %)	95	97	97	95
O2 Delivery			Mechanical Ventilation	
Oxygen Flow Rate (L/min)			16	
FI _{O2} (%)			28	
End-Tidal CO ₂ (mmHg)	33	36	32	27
Richmond Agitation Sedation Scale				
Richmond Agitation Sedation Scale				
Intracranial Pressure				
ICP (mmHg)				

Temperature	11/14/22	11/14/22	11/14/22	11/14/22
Temperature (97.6 F-99.6 F)	01:00	01:30	02:00	02:30
Temperature Source				
Heart Rate				
Pulse (60-100 beats/min)	86	85	88	84
Method				
Respirations				
Respiratory Rate (12-20 breaths/min)				
Blood Pressure				
Blood Pressure (90/60-120/80 mmHg)	112/53 L	113/51 L	116/55 L	117/53 L
Mean (mmHg)	72	71	75	74
Location				
Source				
Oxygen				
Pulse Oximetry (92-100 %)	97	99	100	100

Lyons, Kathleen A

Facility: Queen of the Valley Hospital **Location:** Q 1 Intensive Care Unit
 61 F 07/13/1961 **Med Rec Num:** MR01483046

Room-Bed: QI007-A
Visit: QH0054940416

Vital Signs - Continued

O2 Delivery				
Oxygen Flow Rate (L/min)				
FIO2 (%)				
End-Tidal CO2 (mmHg)	32	34	36	28
Richmond Agitation Sedation Scale				
Richmond Agitation Sedation Scale				
Intracranial Pressure				
ICP (mmHg)				

Temperature	11/14/22 03:00	11/14/22 03:30	11/14/22 04:00	11/14/22 04:30
Temperature (97.6 F-99.6 F)			97.8 F	
Temperature Source			Axillary	
Heart Rate	85	88	87	86
Pulse (60-100 beats/min)			Monitor	
Method				
Respirations				
Respiratory Rate (12-20 breaths/min)				
Blood Pressure				
Blood Pressure (90/60-120/80 mmHg)	122/55 H	119/54 L	123/58 H	112/54 L
Mean (mmHg)	77	75	79	73
Location			Left Arm	
Source			Automatic Cuff	
Oxygen				
Pulse Oximetry (92-100 %)			98	99
O2 Delivery			Mechanical Ventilation	
Oxygen Flow Rate (L/min)			16	
FIO2 (%)			28	
End-Tidal CO2 (mmHg)	34	33	34	34
Richmond Agitation Sedation Scale				
Richmond Agitation Sedation Scale				
Intracranial Pressure				
ICP (mmHg)				

Lyons, Kathleen A

Facility: Queen of the Valley Hospital **Location:** Q 1 Intensive Care Unit
 61 F 07/13/1961 **Med Rec Num:** MR01483046

Room-Bed: QI007-A
Visit: QH0054940416

Vital Signs - Continued

	11/14/22 05:00	11/14/22 05:30	11/14/22 06:00	11/14/22 06:30
Temperature				
Temperature (97.6 F-99.6 F)				
Temperature Source				
Heart Rate				
Pulse (60-100 beats/min)	87	85	86	90
Method				
Respirations				
Respiratory Rate (12-20 breaths/min)				
Blood Pressure				
Blood Pressure (90/60-120/80 mmHg)	117/54 L	122/51 H	114/56 L	113/57 L
Mean (mmHg)	75	74	75	75
Location				
Source				
Oxygen				
Pulse Oximetry (92-100 %)				100
O2 Delivery				
Oxygen Flow Rate (L/min)				
FI02 (%)				
End-Tidal CO2 (mmHg)	35	34	33	33
Richmond Agitation Sedation Scale				
Richmond Agitation Sedation Scale				
Intracranial Pressure				
ICP (mmHg)				

Temperature	11/14/22 07:00	11/14/22 07:30	11/14/22 08:00	11/14/22 08:30
Temperature (97.6 F-99.6 F)			96.8 F L	
Temperature Source			Temporal Artery Scan	
Heart Rate				
Pulse (60-100 beats/min)	86	88	91	91

Lyons, Kathleen A

Facility: Queen of the Valley Hospital **Location:** Q 1 Intensive Care Unit
 61 F 07/13/1961 **Med Rec Num:** MR01483046

Room-Bed: QI007-A
Visit: QH0054940416

Vital Signs - Continued

Method					
Respirations					
Respiratory Rate (12-20 breaths/min)					
Blood Pressure					
Blood Pressure (90/60-120/80 mmHg)	119/53 L	120/53 L	124/53 H	114/57 L	
Mean (mmHg)	75	75	76	76	
Location					
Source					
Oxygen					
Pulse Oximetry (92-100 %)	100	98	100	100	
O2 Delivery					
Oxygen Flow Rate (L/min)					
FI02 (%)					
End-Tidal CO2 (mmHg)	33	32	34	35	
Richmond Agitation Sedation Scale					
Richmond Agitation Sedation Scale					
Intracranial Pressure					
ICP (mmHg)					

	11/14/22 09:00	11/14/22 09:30	11/14/22 10:00	11/14/22 10:30
Temperature				
Temperature (97.6 F-99.6 F)				
Temperature Source				
Heart Rate				
Pulse (60-100 beats/min)	89	92	103 H	93
Method				
Respirations				
Respiratory Rate (12-20 breaths/min)				
Blood Pressure				
Blood Pressure (90/60-120/80 mmHg)	113/55 L	113/59 L	120/57 L	124/61 H
Mean (mmHg)	74	77	78	82
Location				
Source				
Oxygen				
Pulse Oximetry (92-100 %)	100	100	100	100

Lyons, Kathleen A

Facility: Queen of the Valley Hospital **Location:** Q 1 Intensive Care Unit
 61 F 07/13/1961 **Med Rec Num:** MR01483046

Room-Bed: QI007-A
Visit: QH0054940416

Vital Signs - Continued

O2 Delivery					
Oxygen Flow Rate (L/min)					
FI02 (%)					
End-Tidal CO2 (mmHg)		36		36	36
Richmond Agitation Sedation Scale					
Richmond Agitation Sedation Scale					
Intracranial Pressure					
ICP (mmHg)					

Temperature		11/14/22 11:00	11/14/22 11:30	11/14/22 12:00	11/14/22 12:30
Temperature (97.6 F-99.6 F)				97.4 F L	
Temperature Source				Temporal Artery Scan	
Heart Rate					
Pulse (60-100 beats/min)		96	92	93	94
Method					
Respirations					
Respiratory Rate (12-20 breaths/min)					
Blood Pressure					
Blood Pressure (90/60-120/80 mmHg)		134/60 H	124/55 H	122/55 H	132/55 H
Mean (mmHg)		84	78	77	80
Location					
Source					
Oxygen					
Pulse Oximetry (92-100 %)		98	97	96	98
O2 Delivery					
Oxygen Flow Rate (L/min)					
FI02 (%)					
End-Tidal CO2 (mmHg)		33	35	35	36
Richmond Agitation Sedation Scale					
Richmond Agitation Sedation Scale					
Intracranial Pressure					
ICP (mmHg)					

Lyons, Kathleen A

Facility: Queen of the Valley Hospital **Location:** Q 1 Intensive Care Unit
 61 F 07/13/1961 **Med Rec Num:** MR01483046

Room-Bed: QI007-A
Visit: QH0054940416

Vital Signs - Continued

	11/14/22 13:00	11/14/22 13:30	11/14/22 14:00	11/14/22 14:30
Temperature				
Temperature (97.6 F-99.6 F)				
Temperature Source				
Heart Rate				
Pulse (60-100 beats/min)	96	95	91	91
Method				
Respirations				
Respiratory Rate (12-20 breaths/min)				
Blood Pressure				
Blood Pressure (90/60-120/80 mmHg)	112/58 L	118/55 L	122/56 H	121/54 H
Mean (mmHg)	76	76	78	76
Location				
Source				
Oxygen				
Pulse Oximetry (92-100 %)	96	97	97	96
O2 Delivery				
Oxygen Flow Rate (L/min)				
FI02 (%)				
End-Tidal CO2 (mmHg)	33	35	35	34
Richmond Agitation Sedation Scale				
Richmond Agitation Sedation Scale				
Intracranial Pressure				
ICP (mmHg)				

Temperature	11/14/22 15:00	11/14/22 15:30	11/14/22 16:00	11/14/22 16:30
Temperature (97.6 F-99.6 F)			97.2 F L	
Temperature Source			Temporal Artery Scan	
Heart Rate				
Pulse (60-100 beats/min)	93	93	99	95

Lyons, Kathleen A

Facility: Queen of the Valley Hospital **Location:** Q 1 Intensive Care Unit
 61 F 07/13/1961 **Med Rec Num:** MR01483046

Room-Bed: QI007-A
Visit: QH0054940416

Vital Signs - Continued

Method					
Respirations					
Respiratory Rate (12-20 breaths/min)					
Blood Pressure					
Blood Pressure (90/60-120/80 mmHg)	124/56 H	119/55 L	116/59 L	125/55 H	
Mean (mmHg)	78	76	78	78	
Location					
Source					
Oxygen					
Pulse Oximetry (92-100 %)	95	97	97	97	97
O2 Delivery					
Oxygen Flow Rate (L/min)					
FI02 (%)					
End-Tidal CO2 (mmHg)	35	36	35	35	34
Richmond Agitation Sedation Scale					
Richmond Agitation Sedation Scale					
Intracranial Pressure					
ICP (mmHg)					

Temperature	11/14/22	11/14/22	11/14/22	11/14/22
Temperature (97.6 F-99.6 F)	17:00	17:30	18:00	18:30
Temperature Source				
Heart Rate				
Pulse (60-100 beats/min)	93	92	92	89
Method				
Respirations				
Respiratory Rate (12-20 breaths/min)				
Blood Pressure				
Blood Pressure (90/60-120/80 mmHg)	113/57 L	120/55 L	111/54 L	116/53 L
Mean (mmHg)	75	76	73	74
Location				
Source				
Oxygen				
Pulse Oximetry (92-100 %)	97	96	95	96

Lyons, Kathleen A

Facility: Queen of the Valley Hospital **Location:** Q 1 Intensive Care Unit
 61 F 07/13/1961 **Med Rec Num:** MR01483046

Room-Bed: QI007-A
Visit: QH0054940416

Vital Signs - Continued

O2 Delivery				
Oxygen Flow Rate (L/min)				
FI02 (%)				
End-Tidal CO2 (mmHg)	35	31	35	35
Richmond Agitation Sedation Scale				
Richmond Agitation Sedation Scale				
Intracranial Pressure				
ICP (mmHg)				

Temperature	11/14/22 19:00	11/14/22 19:30	11/14/22 20:00	11/14/22 20:30
Temperature (97.6 F-99.6 F)			97.4 F L	
Temperature Source			Tympanic	
Heart Rate				
Pulse (60-100 beats/min)	96	91	91	90
Method				
Respirations				
Respiratory Rate (12-20 breaths/min)				
Blood Pressure				
Blood Pressure (90/60-120/80 mmHg)	124/58 H	118/51 L	121/52 H	122/55 H
Mean (mmHg)	80	73	75	77
Location				
Source				
Oxygen				
Pulse Oximetry (92-100 %)	97	96	96	97
O2 Delivery				
Oxygen Flow Rate (L/min)				
FI02 (%)				
End-Tidal CO2 (mmHg)	36	32	34	35
Richmond Agitation Sedation Scale				
Richmond Agitation Sedation Scale				
Intracranial Pressure				
ICP (mmHg)				

Lyons, Kathleen A

Facility: Queen of the Valley Hospital **Location:** Q 1 Intensive Care Unit
 61 F 07/13/1961 **Med Rec Num:** MR01483046

Room-Bed: QI007-A
Visit: QH0054940416

Vital Signs - Continued

	11/14/22 21:00	11/14/22 21:30	11/14/22 22:00	11/14/22 22:30
Temperature				
Temperature (97.6 F-99.6 F)				
Temperature Source				
Heart Rate	91	94	100	97
Pulse (60-100 beats/min)				
Method				
Respirations				
Respiratory Rate (12-20 breaths/min)				
Blood Pressure				
Blood Pressure (90/60-120/80 mmHg)	111/53 L	128/78 H	124/59 H	121/61 H
Mean (mmHg)	72	94	80	81
Location				
Source				
Oxygen				
Pulse Oximetry (92-100 %)	98	100	98	100
O2 Delivery				
Oxygen Flow Rate (L/min)				
FI02 (%)				
End-Tidal CO2 (mmHg)	36	40	35	37
Richmond Agitation Sedation Scale				
Richmond Agitation Sedation Scale				
Intracranial Pressure				
ICP (mmHg)				

Temperature	11/14/22 23:00	11/14/22 23:30	11/15/22 00:00	11/15/22 00:30
Temperature (97.6 F-99.6 F)			98.0 F	
Temperature Source			Temporal Artery Scan	
Heart Rate				
Pulse (60-100 beats/min)	98	99	109 H	110 H

Lyons, Kathleen A

Facility: Queen of the Valley Hospital **Location:** Q 1 Intensive Care Unit
 61 F 07/13/1961 **Med Rec Num:** MR01483046

Room-Bed: QI007-A
Visit: QH0054940416

Vital Signs - Continued

Method						
Respirations						
Respiratory Rate (12-20 breaths/min)					16	
Blood Pressure						
Blood Pressure (90/60-120/80 mmHg)	126/56 H	130/57 H	138/63 H	132/71 H		
Mean (mmHg)	79	81	88	91		
Location						
Source						
Oxygen						
Pulse Oximetry (92-100 %)	100	100	100	98		
O2 Delivery			Mechanical Ventilation			
Oxygen Flow Rate (L/min)						
FI02 (%)				28		
End-Tidal CO2 (mmHg)	37	36	37	35		
Richmond Agitation Sedation Scale						
Richmond Agitation Sedation Scale						
Intracranial Pressure						
ICP (mmHg)						

	11/15/22 01:00	11/15/22 01:30	11/15/22 02:00	11/15/22 02:30
Temperature				
Temperature (97.6 F-99.6 F)				
Temperature Source				
Heart Rate				
Pulse (60-100 beats/min)	108 H	102 H	102 H	103 H
Method				
Respirations				
Respiratory Rate (12-20 breaths/min)				
Blood Pressure				
Blood Pressure (90/60-120/80 mmHg)	114/56 L	108/57 L	122/57 H	114/57 L
Mean (mmHg)	75	74	78	76
Location				
Source				
Oxygen				

Lyons, Kathleen A

Facility: Queen of the Valley Hospital **Location:** Q 1 Intensive Care Unit
 61 F 07/13/1961 **Med Rec Num:** MR01483046

Room-Bed: QI007-A
Visit: QH0054940416

Vital Signs - Continued

Pulse Oximetry (92-100 %)	98	98	98	97
O2 Delivery				
Oxygen Flow Rate (L/min)				
FIO2 (%)				
End-Tidal CO2 (mmHg)	36	36	36	36
Richmond Agitation Sedation Scale				
Richmond Agitation Sedation Scale				
Intracranial Pressure				
ICP (mmHg)				

Temperature	11/15/22 03:00	11/15/22 03:30	11/15/22 04:00	11/15/22 04:30
Temperature (97.6 F-99.6 F)			98.4 F	
Temperature Source			Axillary	
Heart Rate				
Pulse (60-100 beats/min)	100	101 H	104 H	107 H
Method				
Respirations				
Respiratory Rate (12-20 breaths/min)				
Blood Pressure				
Blood Pressure (90/60-120/80 mmHg)	116/54 L	112/56 L	126/57 H	122/59 H
Mean (mmHg)	74	74	80	80
Location				
Source				
Oxygen				
Pulse Oximetry (92-100 %)	96	99	98	98
O2 Delivery				
Oxygen Flow Rate (L/min)				
FIO2 (%)				
End-Tidal CO2 (mmHg)	36	36	36	37
Richmond Agitation Sedation Scale				
Richmond Agitation Sedation Scale				
Intracranial Pressure				
ICP (mmHg)				

Lyons, Kathleen A

Facility: Queen of the Valley Hospital **Location:** Q 1 Intensive Care Unit
 61 F 07/13/1961 **Med Rec Num:** MR01483046

Room-Bed: QI007-A
Visit: QH0054940416

Vital Signs - Continued

	11/15/22 05:00	11/15/22 05:30	11/15/22 06:00	11/15/22 06:30
Temperature				
Temperature (97.6 F-99.6 F)				
Temperature Source				
Heart Rate				
Pulse (60-100 beats/min)	103 H	108 H	109 H	111 H
Method				
Respirations				
Respiratory Rate (12-20 breaths/min)				
Blood Pressure				
Blood Pressure (90/60-120/80 mmHg)	116/62	132/61 H	131/62 H	119/58 L
Mean (mmHg)	80	84	85	78
Location				
Source				
Oxygen				
Pulse Oximetry (92-100 %)	96	98	97	
O2 Delivery				
Oxygen Flow Rate (L/min)				
FI02 (%)				
End-Tidal CO2 (mmHg)	36	35	36	33
Richmond Agitation Sedation Scale				
Richmond Agitation Sedation Scale				
Intracranial Pressure				
ICP (mmHg)				

	11/15/22 07:00	11/15/22 07:30	11/15/22 08:00	11/15/22 08:30
Temperature				
Temperature (97.6 F-99.6 F)				
Temperature Source				
Heart Rate				
Pulse (60-100 beats/min)	107 H	106 H	107 H	106 H
Method				

Lyons, Kathleen A

Facility: Queen of the Valley Hospital **Location:** Q 1 Intensive Care Unit
 61 F 07/13/1961 **Med Rec Num:** MR01483046

Room-Bed: QI007-A
Visit: QH0054940416

Vital Signs - Continued

Respirations				
Respiratory Rate (12-20 breaths/min)				
Blood Pressure				
Blood Pressure (90/60-120/80 mmHg)	114/54 L 74	113/56 L 75	127/60 H 82	119/51 L 73
Mean (mmHg)				
Location				
Source				
Oxygen				
Pulse Oximetry (92-100 %)		96	97	97
O2 Delivery				
Oxygen Flow Rate (L/min)				
FIO2 (%)				
End-Tidal CO2 (mmHg)	35	36	36	37
Richmond Agitation Sedation Scale				
Richmond Agitation Sedation Scale				
Intracranial Pressure				
ICP (mmHg)				

Temperature				
Temperature (97.6 F-99.6 F)	11/15/22 09:00	11/15/22 09:30	11/15/22 10:00	11/15/22 10:30
Temperature Source				
Heart Rate				
Pulse (60-100 beats/min)	107 H	105 H	107 H	109 H
Method				
Respirations				
Respiratory Rate (12-20 breaths/min)				
Blood Pressure				
Blood Pressure (90/60-120/80 mmHg)	110/53 L 72	111/54 L 73	133/56 H 73	117/52 L 73
Mean (mmHg)				
Location				
Source				
Oxygen				
Pulse Oximetry (92-100 %)		95	97	
O2 Delivery				

Lyons, Kathleen A

Facility: Queen of the Valley Hospital **Location:** Q 1 Intensive Care Unit
 61 F 07/13/1961 **Med Rec Num:** MR01483046

Room-Bed: QI007-A
Visit: QH0054940416

Vital Signs - Continued

Oxygen Flow Rate (L/min)				
FI02 (%)				
End-Tidal CO2 (mmHg)	36	36	36	38
Richmond Agitation Sedation Scale				
Richmond Agitation Sedation Scale				
Intracranial Pressure				
ICP (mmHg)				

	11/15/22 11:00	11/15/22 11:30	11/15/22 12:00	11/15/22 12:30
Temperature				
Temperature (97.6 F-99.6 F)			101.1 F H	
Temperature Source			Oral	
Heart Rate				
Pulse (60-100 beats/min)	107 H	106 H	109 H	113 H
Method				
Respirations				
Respiratory Rate (12-20 breaths/min)				
Blood Pressure				
Blood Pressure (90/60-120/80 mmHg)	116/52 L	115/54 L	113/53 L	135/53 H
Mean (mmHg)	73	74	73	80
Location				
Source				
Oxygen				
Pulse Oximetry (92-100 %)				97
O2 Delivery				
Oxygen Flow Rate (L/min)				
FI02 (%)				
End-Tidal CO2 (mmHg)	37	36	36	36
Richmond Agitation Sedation Scale				
Richmond Agitation Sedation Scale				
Intracranial Pressure				
ICP (mmHg)				

Lyons, Kathleen A

Facility: Queen of the Valley Hospital **Location:** Q 1 Intensive Care Unit
 61 F 07/13/1961 **Med Rec Num:** MR01483046

Room-Bed: QI007-A
Visit: QH0054940416

Vital Signs - Continued

	11/15/22 13:00	11/15/22 13:30	11/15/22 14:00	11/15/22 14:30
Temperature				
Temperature (97.6 F-99.6 F)				100.2 F H
Temperature Source				Oral
Heart Rate				
Pulse (60-100 beats/min)	116 H	116 H	120 H	118 H
Method				
Respirations				
Respiratory Rate (12-20 breaths/min)				
Blood Pressure				
Blood Pressure (90/60-120/80 mmHg)	126/57 H	144/58 H	137/63 H	133/68 H
Mean (mmHg)	80	86	87	89
Location				
Source				
Oxygen				
Pulse Oximetry (92-100 %)		97	95	
O2 Delivery				
Oxygen Flow Rate (L/min)				
FI02 (%)				
End-Tidal CO2 (mmHg)	36	36	35	36
Richmond Agitation Sedation Scale				
Richmond Agitation Sedation Scale				
Intracranial Pressure				
ICP (mmHg)				

	11/15/22 15:00	11/15/22 15:30	11/15/22 16:00	11/15/22 16:30
Temperature				
Temperature (97.6 F-99.6 F)			99.8 F H	
Temperature Source			Oral	
Heart Rate				
Pulse (60-100 beats/min)	114 H	114 H	113 H	117 H
Method				

Lyons, Kathleen A

Facility: Queen of the Valley Hospital **Location:** Q 1 Intensive Care Unit
 61 F 07/13/1961 **Med Rec Num:** MR01483046

Room-Bed: QI007-A
Visit: QH0054940416

Vital Signs - Continued

Respirations				
Respiratory Rate (12-20 breaths/min)				
Blood Pressure				
Blood Pressure (90/60-120/80 mmHg)	130/61 H	128/58 H	125/61 H	127/59 H
Mean (mmHg)	84	81	82	81
Location				
Source				
Oxygen				
Pulse Oximetry (92-100 %)	95	96		95
O2 Delivery				
Oxygen Flow Rate (L/min)				
FIO2 (%)				
End-Tidal CO2 (mmHg)	34	36	36	36
Richmond Agitation Sedation Scale				
Richmond Agitation Sedation Scale				
Intracranial Pressure				
ICP (mmHg)				

Temperature				
Temperature (97.6 F-99.6 F)	11/15/22 17:00	11/15/22 17:30	11/15/22 18:00	11/15/22 18:30
Temperature Source				
Heart Rate				
Pulse (60-100 beats/min)	108 H	107 H	105 H	100
Method				
Respirations				
Respiratory Rate (12-20 breaths/min)				
Blood Pressure				
Blood Pressure (90/60-120/80 mmHg)	120/57 L	118/57 L	130/58 H	134/55 H
Mean (mmHg)	78	77	82	81
Location				
Source				
Oxygen				
Pulse Oximetry (92-100 %)	95			
O2 Delivery				

Lyons, Kathleen A

Facility: Queen of the Valley Hospital **Location:** Q 1 Intensive Care Unit
 61 F 07/13/1961 **Med Rec Num:** MR01483046

Room-Bed: QI007-A
Visit: QH0054940416

Vital Signs - Continued

Oxygen Flow Rate (L/min)				
FI02 (%)				
End-Tidal CO2 (mmHg)	37	38	38	39
Richmond Agitation Sedation Scale				
Richmond Agitation Sedation Scale				
Intracranial Pressure				
ICP (mmHg)				

	11/15/22 19:00	11/15/22 19:30	11/15/22 20:00	11/15/22 20:30
Temperature			98.7 F	
Temperature (97.6 F-99.6 F)			Axillary	
Temperature Source				
Heart Rate			97	96
Pulse (60-100 beats/min)	100	101 H	Monitor	
Method				
Respirations				
Respiratory Rate (12-20 breaths/min)			16	
Blood Pressure				
Blood Pressure (90/60-120/80 mmHg)	132/59 H	132/58 H	123/58 H	134/56 H
Mean (mmHg)	83	82	79	82
Location			Left Arm	
Source				
Oxygen				
Pulse Oximetry (92-100 %)	99	98	98	98
O2 Delivery				
Oxygen Flow Rate (L/min)				
FI02 (%)				
End-Tidal CO2 (mmHg)	39	36	37	36
Richmond Agitation Sedation Scale				
Richmond Agitation Sedation Scale				
Intracranial Pressure				
ICP (mmHg)				

Lyons, Kathleen A

Facility: Queen of the Valley Hospital **Location:** Q 1 Intensive Care Unit
 61 F 07/13/1961 **Med Rec Num:** MR01483046

Room-Bed: QI007-A
Visit: QH0054940416

Vital Signs - Continued

	11/15/22 21:00	11/15/22 21:30	11/15/22 22:00	11/15/22 22:30
Temperature				
Temperature (97.6 F-99.6 F)				
Temperature Source				
Heart Rate				
Pulse (60-100 beats/min)	96	92	91	89
Method				
Respirations				
Respiratory Rate (12-20 breaths/min)				
Blood Pressure				
Blood Pressure (90/60-120/80 mmHg)	132/57 H	123/56 H	119/55 L	132/53 H
Mean (mmHg)	82	78	76	79
Location				
Source				
Oxygen				
Pulse Oximetry (92-100 %)	98	99	99	97
O2 Delivery				
Oxygen Flow Rate (L/min)				
FI02 (%)				
End-Tidal CO2 (mmHg)	36	37	36	34
Richmond Agitation Sedation Scale				
Richmond Agitation Sedation Scale				
Intracranial Pressure				
ICP (mmHg)				

	11/15/22 23:00	11/15/22 23:30	11/16/22 00:00	11/16/22 00:30
Temperature				
Temperature (97.6 F-99.6 F)			97.6 F	
Temperature Source			Axillary	
Heart Rate				
Pulse (60-100 beats/min)	88	87	89	82
Method			Monitor	

Lyons, Kathleen A

Facility: Queen of the Valley Hospital **Location:** Q 1 Intensive Care Unit
 61 F 07/13/1961 **Med Rec Num:** MR01483046

Room-Bed: QI007-A
Visit: QH0054940416

Vital Signs - Continued

Respirations				
Respiratory Rate (12-20 breaths/min)				
Blood Pressure				
Blood Pressure (90/60-120/80 mmHg)	136/56 H	122/57 H	132/57 H	118/60
Mean (mmHg)	82	78	82	79
Location			Left Arm	
Source			Automatic Cuff	
Oxygen				
Pulse Oximetry (92-100 %)	99	99	97	98
O2 Delivery			Mechanical Ventilation	
Oxygen Flow Rate (L/min)				
FI02 (%)			30	
End-Tidal CO2 (mmHg)	35	36	33	35
Richmond Agitation Sedation Scale				
Richmond Agitation Sedation Scale				
Intracranial Pressure				
ICP (mmHg)				

Temperature	11/16/22	11/16/22	11/16/22	11/16/22
Temperature (97.6 F-99.6 F)	01:00	01:30	02:00	02:30
Temperature Source				
Heart Rate				
Pulse (60-100 beats/min)	82	82	82	79
Method				
Respirations				
Respiratory Rate (12-20 breaths/min)				
Blood Pressure				
Blood Pressure (90/60-120/80 mmHg)	123/57 H	126/58 H	124/54 H	117/60
Mean (mmHg)	79	80	77	79
Location				
Source				
Oxygen				
Pulse Oximetry (92-100 %)	98	96	97	98

Lyons, Kathleen A

Facility: Queen of the Valley Hospital **Location:** Q 1 Intensive Care Unit
 61 F 07/13/1961 **Med Rec Num:** MR01483046

Room-Bed: QI007-A
Visit: QH0054940416

Vital Signs - Continued

O2 Delivery					
Oxygen Flow Rate (L/min)					
FIO2 (%)					
End-Tidal CO2 (mmHg)	36	36	36	35	34
Richmond Agitation Sedation Scale					
Richmond Agitation Sedation Scale					
Intracranial Pressure					
ICP (mmHg)					

Temperature	11/16/22 03:00	11/16/22 03:30	11/16/22 04:00	11/16/22 04:30
Temperature (97.6 F-99.6 F)			99.3 F	
Temperature Source			Oral	
Heart Rate	78	77	78	90
Pulse (60-100 beats/min)				
Method			Monitor	
Respirations				
Respiratory Rate (12-20 breaths/min)			16	
Blood Pressure				
Blood Pressure (90/60-120/80 mmHg)	122/58 H	124/60 H	116/56 L	119/56 L
Mean (mmHg)	79	81	76	77
Location			Left Arm	
Source			Automatic Cuff	
Oxygen				
Pulse Oximetry (92-100 %)	100	99	99	100
O2 Delivery			Mechanical Ventilation	
Oxygen Flow Rate (L/min)				
FIO2 (%)			30	
End-Tidal CO2 (mmHg)	36	34	35	36
Richmond Agitation Sedation Scale				
Richmond Agitation Sedation Scale				
Intracranial Pressure				
ICP (mmHg)				

Lyons, Kathleen A

Facility: Queen of the Valley Hospital **Location:** Q 1 Intensive Care Unit
 61 F 07/13/1961 **Med Rec Num:** MR01483046

Room-Bed: QI007-A
Visit: QH0054940416

Vital Signs - Continued

	11/16/22 05:00	11/16/22 05:30	11/16/22 06:00	11/16/22 06:30
Temperature				
Temperature (97.6 F-99.6 F)				
Temperature Source				
Heart Rate				
Pulse (60-100 beats/min)	77	79	76	77
Method				
Respirations				
Respiratory Rate (12-20 breaths/min)				
Blood Pressure				
Blood Pressure (90/60-120/80 mmHg)	123/57 H	123/58 H	125/57 H	131/61 H
Mean (mmHg)	79	79	79	84
Location				
Source				
Oxygen				
Pulse Oximetry (92-100 %)	99	100	100	99
O2 Delivery				
Oxygen Flow Rate (L/min)				
FI02 (%)				
End-Tidal CO2 (mmHg)	36	36	36	28
Richmond Agitation Sedation Scale				
Richmond Agitation Sedation Scale				
Intracranial Pressure				
ICP (mmHg)				

	11/16/22 07:00	11/16/22 08:00	11/16/22 09:00	11/16/22 10:00
Temperature				
Temperature (97.6 F-99.6 F)		97.8 F		
Temperature Source				
Heart Rate				
Pulse (60-100 beats/min)	76	76	81	81
Method				

Lyons, Kathleen A

Facility: Queen of the Valley Hospital **Location:** Q 1 Intensive Care Unit
 61 F 07/13/1961 **Med Rec Num:** MR01483046

Room-Bed: QI007-A
Visit: QH0054940416

Vital Signs - Continued

Respirations				
Respiratory Rate (12-20 breaths/min)				
Blood Pressure				
Blood Pressure (90/60-120/80 mmHg)	119/54 L	136/63 H	123/58 H	128/52 H
Mean (mmHg)	75	87	79	77
Location				
Source				
Oxygen				
Pulse Oximetry (92-100 %)	96	95		99
O2 Delivery				
Oxygen Flow Rate (L/min)				
FIO2 (%)				
End-Tidal CO2 (mmHg)	36	36	33	40
Richmond Agitation Sedation Scale				
Richmond Agitation Sedation Scale				
Intracranial Pressure				
ICP (mmHg)				

Temperature	11/16/22	11/16/22	11/16/22	11/16/22
Temperature (97.6 F-99.6 F)	11:00	12:00	13:00	14:00
Temperature Source		Axillary		
Heart Rate				
Pulse (60-100 beats/min)	77	76	85	74
Method				
Respirations				
Respiratory Rate (12-20 breaths/min)				
Blood Pressure				
Blood Pressure (90/60-120/80 mmHg)	109/53 L	114/51 L	133/60 H	107/52 L
Mean (mmHg)	71	72	84	70
Location				
Source				
Oxygen				
Pulse Oximetry (92-100 %)	100	100	100	100
O2 Delivery				

Lyons, Kathleen A

Facility: Queen of the Valley Hospital **Location:** Q 1 Intensive Care Unit
 61 F 07/13/1961 **Med Rec Num:** MR01483046

Room-Bed: QI007-A
Visit: QH0054940416

Vital Signs - Continued

Oxygen Flow Rate (L/min)				
FI02 (%)				
End-Tidal CO2 (mmHg)	36	36	36	34
Richmond Agitation Sedation Scale				
Richmond Agitation Sedation Scale				
Intracranial Pressure				
ICP (mmHg)				

	11/16/22 15:00	11/16/22 16:00	11/16/22 17:00	11/16/22 18:00
Temperature		98.5 F		
Temperature (97.6 F-99.6 F)		Axillary		
Temperature Source				
Heart Rate	71	91	72	70
Pulse (60-100 beats/min)				
Method				
Respirations				
Respiratory Rate (12-20 breaths/min)				
Blood Pressure				
Blood Pressure (90/60-120/80 mmHg)	106/51 L	106/48 L	111/51 L	111/53 L
Mean (mmHg)	69	67	71	72
Location				
Source				
Oxygen				
Pulse Oximetry (92-100 %)	100	100	100	100
O2 Delivery				
Oxygen Flow Rate (L/min)				
FI02 (%)				
End-Tidal CO2 (mmHg)	33	39	34	33
Richmond Agitation Sedation Scale				
Richmond Agitation Sedation Scale				
Intracranial Pressure				
ICP (mmHg)				

Lyons, Kathleen A

Facility: Queen of the Valley Hospital **Location:** Q 1 Intensive Care Unit
 61 F 07/13/1961 **Med Rec Num:** MR01483046

Room-Bed: QI007-A **Visit:** QH0054940416

Vital Signs - Continued

	11/16/22 18:30	11/16/22 19:00	11/16/22 19:30	11/16/22 20:00
Temperature				97.9 F
Temperature (97.6 F-99.6 F)				Axillary
Temperature Source				
Heart Rate	74	72	73	74
Pulse (60-100 beats/min)				Monitor
Method				
Respirations				
Respiratory Rate (12-20 breaths/min)				
Blood Pressure				
Blood Pressure (90/60-120/80 mmHg)	115/59 L	118/60	123/57 H	124/56 H
Mean (mmHg)	77	79	79	78
Location				Left Arm
Source				Automatic Cuff
Oxygen				
Pulse Oximetry (92-100 %)	100	100	100	100
O2 Delivery				Mechanical Ventilation
Oxygen Flow Rate (L/min)				
FI02 (%)				28
End-Tidal CO2 (mmHg)	35	36	35	34
Richmond Agitation Sedation Scale				
Richmond Agitation Sedation Scale				
Intracranial Pressure				
ICP (mmHg)				

	11/16/22 20:30	11/16/22 21:00	11/16/22 21:30	11/16/22 22:00
Temperature				
Temperature (97.6 F-99.6 F)				
Temperature Source				
Heart Rate	69	67	75	69
Pulse (60-100 beats/min)				

Lyons, Kathleen A

Facility: Queen of the Valley Hospital **Location:** Q 1 Intensive Care Unit
 61 F 07/13/1961 **Med Rec Num:** MR01483046

Room-Bed: QI007-A
Visit: QH0054940416

Vital Signs - Continued

Method					
Respirations					
Respiratory Rate (12-20 breaths/min)					
Blood Pressure					
Blood Pressure (90/60-120/80 mmHg)	114/58 L	117/52 L	114/55 L	118/57 L	
Mean (mmHg)	76	73	74	77	
Location					
Source					
Oxygen					
Pulse Oximetry (92-100 %)	100	100	100	100	
O2 Delivery					
Oxygen Flow Rate (L/min)					
FIO2 (%)					
End-Tidal CO2 (mmHg)	34	27	35	34	
Richmond Agitation Sedation Scale					
Richmond Agitation Sedation Scale					
Intracranial Pressure					
ICP (mmHg)					

Temperature	11/16/22	11/16/22	11/16/22	11/17/22
Temperature (97.6 F-99.6 F)	22:30	23:00	23:30	00:00
Temperature Source				Axillary
Heart Rate				
Pulse (60-100 beats/min)	65	65	66	66
Method				Monitor
Respirations				
Respiratory Rate (12-20 breaths/min)				
Blood Pressure				
Blood Pressure (90/60-120/80 mmHg)	116/56 L	115/56 L	117/52 L	122/60 H
Mean (mmHg)	76	75	73	80
Location				Left Arm
Source				Automatic Cuff
Oxygen				
Pulse Oximetry (92-100 %)	100	100	100	100

Lyons, Kathleen A

Facility: Queen of the Valley Hospital **Location:** Q 1 Intensive Care Unit
 61 F 07/13/1961 **Med Rec Num:** MR01483046

Room-Bed: QI007-A
Visit: QH0054940416

Vital Signs - Continued

					Mechanical Ventilation
O2 Delivery					
Oxygen Flow Rate (L/min)					
FIO2 (%)					28
End-Tidal CO2 (mmHg)	33	33	34		33
Richmond Agitation Sedation Scale					
Richmond Agitation Sedation Scale					
Intracranial Pressure					
ICP (mmHg)					

Temperature	11/17/22 00:30	11/17/22 01:00	11/17/22 01:30	11/17/22 02:00
Temperature (97.6 F-99.6 F)				
Temperature Source				
Heart Rate				
Pulse (60-100 beats/min)	63	61	59 L	64
Method				
Respirations				
Respiratory Rate (12-20 breaths/min)				
Blood Pressure				
Blood Pressure (90/60-120/80 mmHg)	114/62	103/60	103/57 L	121/63 H
Mean (mmHg)	79	74	72	77
Location				
Source				
Oxygen				
Pulse Oximetry (92-100 %)	100	100	100	95
O2 Delivery				
Oxygen Flow Rate (L/min)				
FIO2 (%)				
End-Tidal CO2 (mmHg)	34	31	31	18
Richmond Agitation Sedation Scale				
Richmond Agitation Sedation Scale				
Intracranial Pressure				
ICP (mmHg)				

Lyons, Kathleen A

Facility: Queen of the Valley Hospital **Location:** Q 1 Intensive Care Unit
 61 F 07/13/1961 **Med Rec Num:** MR01483046

Room-Bed: QI007-A **Visit:** QH0054940416

Vital Signs - Continued

	11/17/22 02:30	11/17/22 03:00	11/17/22 03:30	11/17/22 04:00
Temperature				97.2 F L
Temperature (97.6 F-99.6 F)				Axillary
Temperature Source				
Heart Rate				
Pulse (60-100 beats/min)	57 L	86	54 L	57 L
Method				Monitor
Respirations				
Respiratory Rate (12-20 breaths/min)				
Blood Pressure				
Blood Pressure (90/60-120/80 mmHg)	104/53 L	90/57 L	113/52 L	99/53 L
Mean (mmHg)	70	68	72	68
Location				Left Arm
Source				Automatic Cuff
Oxygen				
Pulse Oximetry (92-100 %)	100	100		100
O2 Delivery				Mechanical Ventilation
Oxygen Flow Rate (L/min)				
FI02 (%)				28
End-Tidal CO2 (mmHg)	33	31	33	32
Richmond Agitation Sedation Scale				
Richmond Agitation Sedation Scale				
Intracranial Pressure				
ICP (mmHg)				

	11/17/22 04:30	11/17/22 05:00	11/17/22 05:30	11/17/22 06:00
Temperature				
Temperature (97.6 F-99.6 F)				
Temperature Source				
Heart Rate				
Pulse (60-100 beats/min)	58 L	78	59 L	80

Lyons, Kathleen A

Facility: Queen of the Valley Hospital **Location:** Q 1 Intensive Care Unit
 61 F 07/13/1961 **Med Rec Num:** MR01483046

Room-Bed: QI007-A
Visit: QH0054940416

Vital Signs - Continued

Method					
Respirations					
Respiratory Rate (12-20 breaths/min)					
Blood Pressure					
Blood Pressure (90/60-120/80 mmHg)	102/55 L	99/54 L	103/54 L	103/55 L	
Mean (mmHg)	70	69	70	71	
Location					
Source					
Oxygen					
Pulse Oximetry (92-100 %)	100	86 L		97	
O2 Delivery					
Oxygen Flow Rate (L/min)					
FIO2 (%)					
End-Tidal CO2 (mmHg)	31	32	30	9	
Richmond Agitation Sedation Scale					
Richmond Agitation Sedation Scale					
Intracranial Pressure					
ICP (mmHg)					

Temperature	11/17/22	11/17/22	11/17/22	11/17/22	
Temperature (97.6 F-99.6 F)	06:30	07:00	07:30	08:00	96.7 F L
Temperature Source					Temporal Artery Scan
Heart Rate					
Pulse (60-100 beats/min)	74	56 L	76	83	
Method					
Respirations					
Respiratory Rate (12-20 breaths/min)					
Blood Pressure					
Blood Pressure (90/60-120/80 mmHg)	104/56 L	108/52 L	100/55 L	105/58 L	
Mean (mmHg)	72	70	70	73	
Location					
Source					
Oxygen					

Lyons, Kathleen A

Facility: Queen of the Valley Hospital **Location:** Q 1 Intensive Care Unit
 61 F 07/13/1961 **Med Rec Num:** MR01483046

Room-Bed: QI007-A
Visit: QH0054940416

Vital Signs - Continued

Pulse Oximetry (92-100 %)	100		99	97
O2 Delivery				
Oxygen Flow Rate (L/min)				
FIO2 (%)				
End-Tidal CO2 (mmHg)	32	34	33	30
Richmond Agitation Sedation Scale				
Richmond Agitation Sedation Scale				
Intracranial Pressure				
ICP (mmHg)				

Temperature	11/17/22 08:30	11/17/22 09:00	11/17/22 09:30	11/17/22 10:00
Temperature (97.6 F-99.6 F)				
Temperature Source				
Heart Rate				
Pulse (60-100 beats/min)	65	56 L	79	56 L
Method				
Respirations				
Respiratory Rate (12-20 breaths/min)				
Blood Pressure				
Blood Pressure (90/60-120/80 mmHg)	109/53 L	113/56 L	104/56 L	104/52 L
Mean (mmHg)	71	75	72	69
Location				
Source				
Oxygen				
Pulse Oximetry (92-100 %)	100	100		100
O2 Delivery				
Oxygen Flow Rate (L/min)				
FIO2 (%)				
End-Tidal CO2 (mmHg)	34	35	34	32
Richmond Agitation Sedation Scale				
Richmond Agitation Sedation Scale				
Intracranial Pressure				
ICP (mmHg)				

Lyons, Kathleen A

Facility: Queen of the Valley Hospital **Location:** Q 1 Intensive Care Unit
 61 F 07/13/1961 **Med Rec Num:** MR01483046

Room-Bed: QI007-A
Visit: QH0054940416

Vital Signs - Continued

	11/17/22 10:30	11/17/22 11:00	11/17/22 11:30	11/17/22 12:00
Temperature				
Temperature (97.6 F-99.6 F)				96.7 F L
Temperature Source				
Heart Rate				
Pulse (60-100 beats/min)	82	79	79	58 L
Method				
Respirations				
Respiratory Rate (12-20 breaths/min)				
Blood Pressure				
Blood Pressure (90/60-120/80 mmHg)	103/54 L	100/53 L	112/57 L	102/51 L
Mean (mmHg)	70	68	75	68
Location				
Source				
Oxygen				
Pulse Oximetry (92-100 %)		97	96	95
O2 Delivery				
Oxygen Flow Rate (L/min)				
FI02 (%)				
End-Tidal CO2 (mmHg)	32	30	33	33
Richmond Agitation Sedation Scale				
Richmond Agitation Sedation Scale				
Intracranial Pressure				
ICP (mmHg)				

	11/17/22 12:30	11/17/22 13:00	11/17/22 13:30	11/17/22 14:00
Temperature				
Temperature (97.6 F-99.6 F)				
Temperature Source				
Heart Rate				
Pulse (60-100 beats/min)	56 L	57 L	71	77
Method				

Lyons, Kathleen A

Facility: Queen of the Valley Hospital **Location:** Q 1 Intensive Care Unit
 61 F 07/13/1961 **Med Rec Num:** MR01483046

Room-Bed: QI007-A
Visit: QH0054940416

Vital Signs - Continued

Respirations				
Respiratory Rate (12-20 breaths/min)				
Blood Pressure				
Blood Pressure (90/60-120/80 mmHg)	97/47 L	104/49 L	110/54 L	109/52 L
Mean (mmHg)	63	67	72	71
Location				
Source				
Oxygen				
Pulse Oximetry (92-100 %)	98	99	97	
O2 Delivery				
Oxygen Flow Rate (L/min)				
FIO2 (%)				
End-Tidal CO2 (mmHg)	32	33	33	32
Richmond Agitation Sedation Scale				
Richmond Agitation Sedation Scale				
Intracranial Pressure				
ICP (mmHg)				

Temperature				
Temperature (97.6 F-99.6 F)	11/17/22 14:30	11/17/22 15:00	11/17/22 15:30	11/17/22 16:00
Temperature Source				
Heart Rate				
Pulse (60-100 beats/min)	74	84	81	81
Method				
Respirations				
Respiratory Rate (12-20 breaths/min)				
Blood Pressure				
Blood Pressure (90/60-120/80 mmHg)	110/58 L	106/55 L	98/55 L	106/51 L
Mean (mmHg)	75	72	69	69
Location				
Source				
Oxygen				
Pulse Oximetry (92-100 %)	99	99	99	98
O2 Delivery				

Lyons, Kathleen A

Facility: Queen of the Valley Hospital **Location:** Q 1 Intensive Care Unit
 61 F 07/13/1961 **Med Rec Num:** MR01483046

Room-Bed: QI007-A
Visit: QH0054940416

Vital Signs - Continued

Oxygen Flow Rate (L/min)				
FI02 (%)				
End-Tidal CO2 (mmHg)	33	28	33	32
Richmond Agitation Sedation Scale				
Richmond Agitation Sedation Scale				
Intracranial Pressure				
ICP (mmHg)				

	11/17/22 16:30	11/17/22 17:00	11/17/22 17:30	11/17/22 18:00
Temperature				
Temperature (97.6 F-99.6 F)				
Temperature Source				
Heart Rate				
Pulse (60-100 beats/min)	60	61	62	80
Method				
Respirations				
Respiratory Rate (12-20 breaths/min)				
Blood Pressure				
Blood Pressure (90/60-120/80 mmHg)	98/52 L	113/47 L	114/50 L	108/52 L
Mean (mmHg)	67	69	71	70
Location				
Source				
Oxygen				
Pulse Oximetry (92-100 %)	100	100	100	99
O2 Delivery				
Oxygen Flow Rate (L/min)				
FI02 (%)				
End-Tidal CO2 (mmHg)	32	30	33	27
Richmond Agitation Sedation Scale				
Richmond Agitation Sedation Scale				
Intracranial Pressure				
ICP (mmHg)				

Lyons, Kathleen A

Facility: Queen of the Valley Hospital **Location:** Q 1 Intensive Care Unit
 61 F 07/13/1961 **Med Rec Num:** MR01483046

Room-Bed: QI007-A
Visit: QH0054940416

Vital Signs - Continued

	11/17/22 18:30	11/17/22 19:00	11/17/22 19:30	11/17/22 20:00
Temperature				98.7 F
Temperature (97.6 F-99.6 F)				Axillary
Temperature Source				
Heart Rate	68	61	77	78
Pulse (60-100 beats/min)				Monitor
Method				
Respirations				
Respiratory Rate (12-20 breaths/min)				
Blood Pressure				
Blood Pressure (90/60-120/80 mmHg)	126/59 H	101/46 L	102/53 L	96/52 L
Mean (mmHg)	81	64	69	66
Location				Left Arm
Source				Automatic Cuff
Oxygen				
Pulse Oximetry (92-100 %)	100	100	100	100
O2 Delivery				Mechanical Ventilation
Oxygen Flow Rate (L/min)				
FI02 (%)				28
End-Tidal CO2 (mmHg)	32	31	31	33
Richmond Agitation Sedation Scale				
Richmond Agitation Sedation Scale				
Intracranial Pressure				
ICP (mmHg)				

	11/17/22 20:30	11/17/22 21:00	11/17/22 21:30	11/17/22 22:00
Temperature				
Temperature (97.6 F-99.6 F)				
Temperature Source				
Heart Rate				
Pulse (60-100 beats/min)	59 L	62	72	58 L

Lyons, Kathleen A

Facility: Queen of the Valley Hospital **Location:** Q 1 Intensive Care Unit
 61 F 07/13/1961 **Med Rec Num:** MR01483046

Room-Bed: QI007-A
Visit: QH0054940416

Vital Signs - Continued

Method					
Respirations					
Respiratory Rate (12-20 breaths/min)					
Blood Pressure					
Blood Pressure (90/60-120/80 mmHg)	97/51 L	99/54 L	101/54 L	98/52 L	
Mean (mmHg)	61	69	69	67	
Location					
Source					
Oxygen					
Pulse Oximetry (92-100 %)	100	100	100	100	
O2 Delivery					
Oxygen Flow Rate (L/min)					
FIO2 (%)					
End-Tidal CO2 (mmHg)	31	32	32	33	
Richmond Agitation Sedation Scale					
Richmond Agitation Sedation Scale					
Intracranial Pressure					
ICP (mmHg)					

Temperature				
Temperature (97.6 F-99.6 F)	11/17/22 22:30	11/17/22 23:00	11/17/22 23:30	11/18/22 00:00
Temperature Source				Axillary 98.0 F
Heart Rate				
Pulse (60-100 beats/min)	60	60	61	82
Method				Monitor
Respirations				
Respiratory Rate (12-20 breaths/min)				
Blood Pressure				
Blood Pressure (90/60-120/80 mmHg)	101/53 L	107/51 L	98/54 L	92/57 L
Mean (mmHg)	69	69	68	68
Location				Left Arm
Source				Automatic Cuff
Oxygen				
Pulse Oximetry (92-100 %)	100	100	100	96

Lyons, Kathleen A

Facility: Queen of the Valley Hospital **Location:** Q 1 Intensive Care Unit
 61 F 07/13/1961 **Med Rec Num:** MR01483046

Room-Bed: QI007-A
Visit: QH0054940416

Vital Signs - Continued

					Mechanical Ventilation
O2 Delivery					
Oxygen Flow Rate (L/min)					
FIO2 (%)					28
End-Tidal CO2 (mmHg)	33	31	33		31
Richmond Agitation Sedation Scale					
Richmond Agitation Sedation Scale					
Intracranial Pressure					
ICP (mmHg)					

Temperature	11/18/22 00:30	11/18/22 01:00	11/18/22 01:30	11/18/22 02:00
Temperature (97.6 F-99.6 F)				
Temperature Source				
Heart Rate				
Pulse (60-100 beats/min)	78	58 L	83	68
Method				
Respirations				
Respiratory Rate (12-20 breaths/min)				
Blood Pressure				
Blood Pressure (90/60-120/80 mmHg)	101/55 L	108/49 L	103/63	105/52 L
Mean (mmHg)	70	68	76	69
Location				
Source				
Oxygen				
Pulse Oximetry (92-100 %)	100	100		100
O2 Delivery				
Oxygen Flow Rate (L/min)				
FIO2 (%)				
End-Tidal CO2 (mmHg)	32	33	30	30
Richmond Agitation Sedation Scale				
Richmond Agitation Sedation Scale				
Intracranial Pressure				
ICP (mmHg)				

Lyons, Kathleen A

Facility: Queen of the Valley Hospital **Location:** Q 1 Intensive Care Unit
 61 F 07/13/1961 **Med Rec Num:** MR01483046

Room-Bed: QI007-A
Visit: QH0054940416

Vital Signs - Continued

	11/18/22 02:30	11/18/22 03:00	11/18/22 03:30	11/18/22 04:00
Temperature				97.8 F
Temperature (97.6 F-99.6 F)				Axillary
Temperature Source				
Heart Rate	60	58 L	64	62
Pulse (60-100 beats/min)				Monitor
Method				
Respirations				
Respiratory Rate (12-20 breaths/min)				
Blood Pressure				
Blood Pressure (90/60-120/80 mmHg)	106/51 L	97/53 L	113/62	104/50 L
Mean (mmHg)	69	67	74	68
Location				Left Arm
Source				Automatic Cuff
Oxygen				
Pulse Oximetry (92-100 %)	100	100	100	100
O2 Delivery				Mechanical Ventilation
Oxygen Flow Rate (L/min)				
FI02 (%)				28
End-Tidal CO2 (mmHg)	32	30	33	30
Richmond Agitation Sedation Scale				
Richmond Agitation Sedation Scale				
Intracranial Pressure				
ICP (mmHg)				

	11/18/22 04:30	11/18/22 05:00	11/18/22 05:30	11/18/22 06:00
Temperature				
Temperature (97.6 F-99.6 F)				
Temperature Source				
Heart Rate	68	65	62	61
Pulse (60-100 beats/min)				

Lyons, Kathleen A

Facility: Queen of the Valley Hospital **Location:** Q 1 Intensive Care Unit
 61 F 07/13/1961 **Med Rec Num:** MR01483046

Room-Bed: QI007-A
Visit: QH0054940416

Vital Signs - Continued

Method					
Respirations					
Respiratory Rate (12-20 breaths/min)					
Blood Pressure					
Blood Pressure (90/60-120/80 mmHg)	127/69 H	111/61	109/57 L	128/58 H	
Mean (mmHg)	88	77	74	81	
Location					
Source					
Oxygen					
Pulse Oximetry (92-100 %)		100	100	99	
O2 Delivery					
Oxygen Flow Rate (L/min)					
FIO2 (%)					
End-Tidal CO2 (mmHg)	30	31	32	33	
Richmond Agitation Sedation Scale					
Richmond Agitation Sedation Scale					
Intracranial Pressure					
ICP (mmHg)					

Temperature	11/18/22	11/18/22	11/18/22	11/18/22	
Temperature (97.6 F-99.6 F)	06:30	07:00	07:30	08:00	96.1 F L
Temperature Source					Temporal Artery Scan
Heart Rate					
Pulse (60-100 beats/min)	62	77	69	62	
Method					
Respirations					
Respiratory Rate (12-20 breaths/min)					
Blood Pressure					
Blood Pressure (90/60-120/80 mmHg)	103/57 L	113/62	107/60	109/53 L	
Mean (mmHg)	72	79	71	71	
Location					
Source					
Oxygen					

Lyons, Kathleen A

Facility: Queen of the Valley Hospital **Location:** Q 1 Intensive Care Unit
 61 F 07/13/1961 **Med Rec Num:** MR01483046

Room-Bed: QI007-A
Visit: QH0054940416

Vital Signs - Continued

Pulse Oximetry (92-100 %)	100	99	98	99
O2 Delivery				
Oxygen Flow Rate (L/min)				
FI02 (%)				
End-Tidal CO2 (mmHg)	32	32	33	31
Richmond Agitation Sedation Scale				
Richmond Agitation Sedation Scale				
Intracranial Pressure				
ICP (mmHg)				

Temperature	11/18/22 08:30	11/18/22 09:00	11/18/22 09:30	11/18/22 10:00
Temperature (97.6 F-99.6 F)		96.8 F L		
Temperature Source		Temporal Artery Scan		
Heart Rate				
Pulse (60-100 beats/min)	62	67	67	79
Method				
Respirations				
Respiratory Rate (12-20 breaths/min)				
Blood Pressure				
Blood Pressure (90/60-120/80 mmHg)	105/55 L	107/56 L	107/56 L	131/59 H
Mean (mmHg)	71	73	73	83
Location				
Source				
Oxygen				
Pulse Oximetry (92-100 %)	99	98		
O2 Delivery				
Oxygen Flow Rate (L/min)				
FI02 (%)				
End-Tidal CO2 (mmHg)	30	32	31	31
Richmond Agitation Sedation Scale				
Richmond Agitation Sedation Scale				
Intracranial Pressure				

Lyons, Kathleen A

Facility: Queen of the Valley Hospital
 61 F 07/13/1961
Location: Q 1 Intensive Care Unit
Med Rec Num: MR01483046

Room-Bed: QI007-A
Visit: QH0054940416

Vital Signs - Continued

ICP (mmHg)

Temperature	11/18/22 10:30	11/18/22 11:00	11/18/22 11:15	11/18/22 11:30
Temperature (97.6 F-99.6 F)				
Temperature Source				
Heart Rate				
Pulse (60-100 beats/min)	68	76	71	70
Method				
Respirations				
Respiratory Rate (12-20 breaths/min)				
Blood Pressure				
Blood Pressure (90/60-120/80 mmHg)	121/54 H	105/56 L	107/56 L	107/56 L
Mean (mmHg)	76	72	73	69
Location				
Source				
Oxygen				
Pulse Oximetry (92-100 %)	100	100	99	100
O2 Delivery				
Oxygen Flow Rate (L/min)				
FIO2 (%)				
End-Tidal CO2 (mmHg)	30	30	32	31
Richmond Agitation Sedation Scale				
Richmond Agitation Sedation Scale				
Intracranial Pressure				
ICP (mmHg)				
Temperature	11/18/22 11:45	11/18/22 12:00	11/18/22 12:30	11/18/22 13:00
Temperature (97.6 F-99.6 F)		97.8 F		
Temperature Source		Axillary		
Heart Rate				

Lyons, Kathleen A

Facility: Queen of the Valley Hospital **Location:** Q 1 Intensive Care Unit
 61 F 07/13/1961 **Med Rec Num:** MR01483046

Room-Bed: QI007-A
Visit: QH0054940416

Vital Signs - Continued

Pulse (60-100 beats/min)	69	69	72	76
Method				
Respirations				
Respiratory Rate (12-20 breaths/min)				
Blood Pressure				
Blood Pressure (90/60-120/80 mmHg)		116/54 L	119/55 L	119/55 L
Mean (mmHg)		74	76	76
Location				
Source				
Oxygen				
Pulse Oximetry (92-100 %)	99	100	97	100
O2 Delivery				
Oxygen Flow Rate (L/min)				
FI02 (%)				
End-Tidal CO2 (mmHg)	31	30	31	33
Richmond Agitation Sedation Scale				
Richmond Agitation Sedation Scale				
Intracranial Pressure				
ICP (mmHg)				

	11/18/22 13:30	11/18/22 14:00	11/18/22 14:30	11/18/22 15:00
Temperature				
Temperature (97.6 F-99.6 F)				
Temperature Source				
Heart Rate				
Pulse (60-100 beats/min)	71	72	79	81
Method				
Respirations				
Respiratory Rate (12-20 breaths/min)				
Blood Pressure				
Blood Pressure (90/60-120/80 mmHg)	108/60	116/53 L	112/57 L	110/53 L
Mean (mmHg)	76	74	75	72
Location				
Source				
Oxygen				

Lyons, Kathleen A

Facility: Queen of the Valley Hospital **Location:** Q 1 Intensive Care Unit
 61 F 07/13/1961 **Med Rec Num:** MR01483046

Room-Bed: QI007-A
Visit: QH0054940416

Vital Signs - Continued

Pulse Oximetry (92-100 %)	99	100	100	100
O2 Delivery				
Oxygen Flow Rate (L/min)				
FIO2 (%)				
End-Tidal CO2 (mmHg)	31	32	32	25
Richmond Agitation Sedation Scale				
Richmond Agitation Sedation Scale				
Intracranial Pressure				
ICP (mmHg)				

Temperature	11/18/22 15:30	11/18/22 16:00	11/18/22 16:30	11/18/22 17:00
Temperature (97.6 F-99.6 F)		96.7 F L		
Temperature Source				
Heart Rate				
Pulse (60-100 beats/min)	94	81	80	81
Method				
Respirations				
Respiratory Rate (12-20 breaths/min)				
Blood Pressure				
Blood Pressure (90/60-120/80 mmHg)	109/55 L	112/51 L	108/50 L	112/54 L
Mean (mmHg)	73	71	69	73
Location				
Source				
Oxygen				
Pulse Oximetry (92-100 %)		98	100	100
O2 Delivery				
Oxygen Flow Rate (L/min)				
FIO2 (%)				
End-Tidal CO2 (mmHg)	31	23	32	30
Richmond Agitation Sedation Scale				
Richmond Agitation Sedation Scale				
Intracranial Pressure				
ICP (mmHg)				

Lyons, Kathleen A

Facility: Queen of the Valley Hospital **Location:** Q 1 Intensive Care Unit
 61 F 07/13/1961 **Med Rec Num:** MR01483046

Room-Bed: QI007-A
Visit: QH0054940416

Vital Signs - Continued

	11/18/22 17:30	11/18/22 18:00	11/18/22 18:30	11/18/22 19:00
Temperature				
Temperature (97.6 F-99.6 F)				
Temperature Source				
Heart Rate				
Pulse (60-100 beats/min)	81	87	87	81
Method				
Respirations				
Respiratory Rate (12-20 breaths/min)				
Blood Pressure				
Blood Pressure (90/60-120/80 mmHg)	112/51 L	116/59 L	126/57 H	111/52 L
Mean (mmHg)	71	78	80	71
Location				
Source				
Oxygen				
Pulse Oximetry (92-100 %)	100	100	100	100
O2 Delivery				
Oxygen Flow Rate (L/min)				
FI02 (%)				
End-Tidal CO2 (mmHg)	33	32	31	33
Richmond Agitation Sedation Scale				
Richmond Agitation Sedation Scale				
Intracranial Pressure				
ICP (mmHg)				

	11/18/22 19:30	11/18/22 20:00	11/18/22 20:30	11/18/22 21:00
Temperature				
Temperature (97.6 F-99.6 F)		96.7 F L		
Temperature Source		Oral		
Heart Rate				
Pulse (60-100 beats/min)	84	86	86	85
Method		Monitor		

Lyons, Kathleen A

Facility: Queen of the Valley Hospital **Location:** Q 1 Intensive Care Unit
 61 F 07/13/1961 **Med Rec Num:** MR01483046

Room-Bed: QI007-A
Visit: QH0054940416

Vital Signs - Continued

Respirations					
Respiratory Rate (12-20 breaths/min)			16		
Blood Pressure					
Blood Pressure (90/60-120/80 mmHg)	108/50 L	113/50 L	111/52 L	107/48 L	
Mean (mmHg)	69	71	71	67	
Location					
Source					
Oxygen					
Pulse Oximetry (92-100 %)	99	100	100	100	
O2 Delivery					
Oxygen Flow Rate (L/min)					
FIO2 (%)					
End-Tidal CO2 (mmHg)	33	32	33	32	
Richmond Agitation Sedation Scale					
Richmond Agitation Sedation Scale					
Intracranial Pressure					
ICP (mmHg)					

Temperature		11/18/22 21:30	11/18/22 22:00	11/18/22 22:30	11/18/22 23:00
Temperature (97.6 F-99.6 F)				97.1 F L	
Temperature Source				Temporal Artery Scan	
Heart Rate					
Pulse (60-100 beats/min)	87	88	88	88	
Method					
Respirations					
Respiratory Rate (12-20 breaths/min)					
Blood Pressure					
Blood Pressure (90/60-120/80 mmHg)	108/50 L	112/56 L	108/49 L	115/52 L	
Mean (mmHg)	69	70	68	67	
Location					
Source					
Oxygen					
Pulse Oximetry (92-100 %)	100	100	98	98	

Lyons, Kathleen A

Facility: Queen of the Valley Hospital **Location:** Q 1 Intensive Care Unit
 61 F 07/13/1961 **Med Rec Num:** MR01483046

Room-Bed: QI007-A
Visit: QH0054940416

Vital Signs - Continued

O2 Delivery				
Oxygen Flow Rate (L/min)				
FIO2 (%)				
End-Tidal CO2 (mmHg)	32	33	33	32
Richmond Agitation Sedation Scale				
Richmond Agitation Sedation Scale				
Intracranial Pressure				
ICP (mmHg)				

	11/18/22 23:30	11/19/22 00:00	11/19/22 00:30	11/19/22 01:00
Temperature		98.1 F		
Temperature (97.6 F-99.6 F)		Oral		
Temperature Source				
Heart Rate	91	91	89	89
Pulse (60-100 beats/min)		Monitor		
Method				
Respirations				
Respiratory Rate (12-20 breaths/min)		16		
Blood Pressure				
Blood Pressure (90/60-120/80 mmHg)	118/51 L	124/56 H	115/50 L	117/51 L
Mean (mmHg)	73	78	71	73
Location		Left Arm		
Source		Automatic Cuff		
Oxygen				
Pulse Oximetry (92-100 %)	99	99	98	98
O2 Delivery		Mechanical Ventilation		
Oxygen Flow Rate (L/min)				
FIO2 (%)		30		
End-Tidal CO2 (mmHg)	33	32	33	33
Richmond Agitation Sedation Scale				
Richmond Agitation Sedation Scale				
Intracranial Pressure				
ICP (mmHg)				

Lyons, Kathleen A

Facility: Queen of the Valley Hospital **Location:** Q 1 Intensive Care Unit
 61 F 07/13/1961 **Med Rec Num:** MR01483046

Room-Bed: QI007-A
Visit: QH0054940416

Vital Signs - Continued

	11/19/22 01:30	11/19/22 02:00	11/19/22 02:30	11/19/22 03:00
Temperature				
Temperature (97.6 F-99.6 F)				
Temperature Source				
Heart Rate				
Pulse (60-100 beats/min)	89	90	90	89
Method				
Respirations				
Respiratory Rate (12-20 breaths/min)				
Blood Pressure				
Blood Pressure (90/60-120/80 mmHg)	114/50 L	117/53 L	116/53 L	114/51 L
Mean (mmHg)	71	74	74	72
Location				
Source				
Oxygen				
Pulse Oximetry (92-100 %)	99	98	99	98
O2 Delivery				
Oxygen Flow Rate (L/min)				
FI02 (%)				
End-Tidal CO2 (mmHg)	33	33	33	34
Richmond Agitation Sedation Scale				
Richmond Agitation Sedation Scale				
Intracranial Pressure				
ICP (mmHg)				

	11/19/22 03:30	11/19/22 04:00	11/19/22 04:30	11/19/22 05:00
Temperature				
Temperature (97.6 F-99.6 F)		97.7 F		
Temperature Source		Oral		
Heart Rate				
Pulse (60-100 beats/min)	89	93	93	98
Method		Monitor		

Lyons, Kathleen A

Facility: Queen of the Valley Hospital **Location:** Q 1 Intensive Care Unit
 61 F 07/13/1961 **Med Rec Num:** MR01483046

Room-Bed: QI007-A
Visit: QH0054940416

Vital Signs - Continued

Respirations					
Respiratory Rate (12-20 breaths/min)					
Blood Pressure					
Blood Pressure (90/60-120/80 mmHg)	116/52 L	127/51 H		129/59 H	
Mean (mmHg)	73	76		82	
Location		Left Arm			
Source		Automatic Cuff			
Oxygen					
Pulse Oximetry (92-100 %)	100	100	100	100	98
O2 Delivery		Mechanical Ventilation			
Oxygen Flow Rate (L/min)					
FI02 (%)		28			
End-Tidal CO2 (mmHg)	37	34		33	31
Richmond Agitation Sedation Scale					
Richmond Agitation Sedation Scale					
Intracranial Pressure					
ICP (mmHg)					

Temperature					
Temperature (97.6 F-99.6 F)	11/19/22 05:30	11/19/22 06:00	11/19/22 06:30	11/19/22 07:00	
Temperature Source					
Heart Rate					
Pulse (60-100 beats/min)	96	96	95	91	
Method					
Respirations					
Respiratory Rate (12-20 breaths/min)					
Blood Pressure					
Blood Pressure (90/60-120/80 mmHg)	112/60	141/61 H	122/60 H	121/56 H	69
Mean (mmHg)	77	87	80		
Location					
Source					
Oxygen					
Pulse Oximetry (92-100 %)	100	100	99	98	

Lyons, Kathleen A

Facility: Queen of the Valley Hospital **Location:** Q 1 Intensive Care Unit
 61 F 07/13/1961 **Med Rec Num:** MR01483046

Room-Bed: QI007-A
Visit: QH0054940416

Vital Signs - Continued

O2 Delivery					
Oxygen Flow Rate (L/min)					
FIO2 (%)					
End-Tidal CO2 (mmHg)	33	32	33	33	
Richmond Agitation Sedation Scale					
Richmond Agitation Sedation Scale					
Intracranial Pressure					
ICP (mmHg)					

Temperature	11/19/22 07:30	11/19/22 08:00	11/19/22 08:30	11/19/22 09:00
Temperature (97.6 F-99.6 F)		98.3 F		
Temperature Source		Temporal Artery Scan		
Heart Rate				
Pulse (60-100 beats/min)	90	92	95	93
Method				
Respirations				
Respiratory Rate (12-20 breaths/min)				
Blood Pressure				
Blood Pressure (90/60-120/80 mmHg)	122/53 H	128/58 H	136/59 H	
Mean (mmHg)	70	72	75	
Location				
Source				
Oxygen				
Pulse Oximetry (92-100 %)	98	97	98	99
O2 Delivery				
Oxygen Flow Rate (L/min)				
FIO2 (%)				
End-Tidal CO2 (mmHg)	33	32	33	33
Richmond Agitation Sedation Scale				
Richmond Agitation Sedation Scale				
Intracranial Pressure				
ICP (mmHg)				

Lyons, Kathleen A

Facility: Queen of the Valley Hospital **Location:** Q 1 Intensive Care Unit
 61 F 07/13/1961 **Med Rec Num:** MR01483046

Room-Bed: QI007-A
Visit: QH0054940416

Vital Signs - Continued

	11/19/22 09:30	11/19/22 10:00	11/19/22 10:30	11/19/22 11:00
Temperature				
Temperature (97.6 F-99.6 F)				
Temperature Source				
Heart Rate				
Pulse (60-100 beats/min)	92	91	99	95
Method				
Respirations				
Respiratory Rate (12-20 breaths/min)				
Blood Pressure				
Blood Pressure (90/60-120/80 mmHg)	131/55 H	127/52 H	130/55 H	122/52 H
Mean (mmHg)	80	77	80	75
Location				
Source				
Oxygen				
Pulse Oximetry (92-100 %)		100		98
O2 Delivery				
Oxygen Flow Rate (L/min)				
FI02 (%)				
End-Tidal CO2 (mmHg)	33	33	33	33
Richmond Agitation Sedation Scale				
Richmond Agitation Sedation Scale				
Intracranial Pressure				
ICP (mmHg)				

Temperature	11/19/22 11:30	11/19/22 12:00	11/19/22 12:01	11/19/22 12:30
Temperature (97.6 F-99.6 F)		98.2 F		
Temperature Source		Temporal Artery Scan		
Heart Rate				
Pulse (60-100 beats/min)	95	93	95	93

Lyons, Kathleen A

Facility: Queen of the Valley Hospital **Location:** Q 1 Intensive Care Unit
 61 F 07/13/1961 **Med Rec Num:** MR01483046

Room-Bed: QI007-A
Visit: QH0054940416

Vital Signs - Continued

Method					
Respirations					
Respiratory Rate (12-20 breaths/min)					
Blood Pressure					
Blood Pressure (90/60-120/80 mmHg)	124/51 H		124/47 H	122/54 H	
Mean (mmHg)	75		66	76	
Location					
Source					
Oxygen					
Pulse Oximetry (92-100 %)			97	99	97
O2 Delivery					
Oxygen Flow Rate (L/min)					
FI02 (%)					
End-Tidal CO2 (mmHg)	33		34	33	34
Richmond Agitation Sedation Scale					
Richmond Agitation Sedation Scale					
Intracranial Pressure					
ICP (mmHg)					

Temperature	11/19/22 13:00	11/19/22 13:30	11/19/22 14:00	11/19/22 14:30
Temperature (97.6 F-99.6 F)				
Temperature Source				
Heart Rate				
Pulse (60-100 beats/min)	92	90	91	93
Method				
Respirations				
Respiratory Rate (12-20 breaths/min)				
Blood Pressure				
Blood Pressure (90/60-120/80 mmHg)	131/54 H	128/55 H	128/57 H	128/58 H
Mean (mmHg)	79	79	80	81
Location				
Source				
Oxygen				
Pulse Oximetry (92-100 %)		97	98	98

Lyons, Kathleen A

Facility: Queen of the Valley Hospital **Location:** Q 1 Intensive Care Unit
 61 F 07/13/1961 **Med Rec Num:** MR01483046

Room-Bed: QI007-A
Visit: QH0054940416

Vital Signs - Continued

O2 Delivery					
Oxygen Flow Rate (L/min)					
FIO2 (%)					
End-Tidal CO2 (mmHg)		33		33	33
Richmond Agitation Sedation Scale					
Richmond Agitation Sedation Scale					
Intracranial Pressure					
ICP (mmHg)					

Temperature		11/19/22 15:00	11/19/22 15:30	11/19/22 16:00	11/19/22 16:30
Temperature (97.6 F-99.6 F)				98.0 F	
Temperature Source				Temporal Artery Scan	
Heart Rate					
Pulse (60-100 beats/min)		99	99	91	92
Method					
Respirations					
Respiratory Rate (12-20 breaths/min)					
Blood Pressure					
Blood Pressure (90/60-120/80 mmHg)		125/60 H	141/62 H	136/56 H	131/55 H
Mean (mmHg)		81	79	82	80
Location					
Source					
Oxygen					
Pulse Oximetry (92-100 %)		100	99	97	98
O2 Delivery					
Oxygen Flow Rate (L/min)					
FIO2 (%)					
End-Tidal CO2 (mmHg)		33	34	34	34
Richmond Agitation Sedation Scale					
Richmond Agitation Sedation Scale					
Intracranial Pressure					
ICP (mmHg)					

Lyons, Kathleen A

Facility: Queen of the Valley Hospital **Location:** Q 1 Intensive Care Unit
 61 F 07/13/1961 **Med Rec Num:** MR01483046

Room-Bed: QI007-A
Visit: QH0054940416

Vital Signs - Continued

	11/19/22 17:00	11/19/22 17:30	11/19/22 18:00	11/19/22 18:30
Temperature				
Temperature (97.6 F-99.6 F)				
Temperature Source				
Heart Rate				
Pulse (60-100 beats/min)	107 H	98	98	97
Method				
Respirations				
Respiratory Rate (12-20 breaths/min)				
Blood Pressure				
Blood Pressure (90/60-120/80 mmHg)	159/67 H	127/57 H	124/56 H	126/57 H
Mean (mmHg)	97	80	78	80
Location				
Source				
Oxygen				
Pulse Oximetry (92-100 %)				
O2 Delivery				
Oxygen Flow Rate (L/min)				
FI02 (%)				
End-Tidal CO2 (mmHg)	33	34	35	24
Richmond Agitation Sedation Scale				
Richmond Agitation Sedation Scale				
Intracranial Pressure				
ICP (mmHg)				

Temperature	11/19/22 19:00	11/19/22 19:30	11/19/22 20:00	11/19/22 20:30
Temperature (97.6 F-99.6 F)			98.1 F	
Temperature Source			Temporal Artery Scan	
Heart Rate				
Pulse (60-100 beats/min)	96	95	96	95

Lyons, Kathleen A

Facility: Queen of the Valley Hospital **Location:** Q 1 Intensive Care Unit
 61 F 07/13/1961 **Med Rec Num:** MR01483046

Room-Bed: QI007-A
Visit: QH0054940416

Vital Signs - Continued

Method	Monitor				
Respirations					
Respiratory Rate (12-20 breaths/min)				16	
Blood Pressure					
Blood Pressure (90/60-120/80 mmHg)	135/55 H	129/54 H	130/53 H	132/54 H	
Mean (mmHg)	81	79	78	80	
Location			Left Arm		
Source			Automatic Cuff		
Oxygen					
Pulse Oximetry (92-100 %)			97		98
O2 Delivery			Mechanical Ventilation		
Oxygen Flow Rate (L/min)					
FI02 (%)			30		
End-Tidal CO2 (mmHg)	34	34	34	34	29
Richmond Agitation Sedation Scale					
Richmond Agitation Sedation Scale					
Intracranial Pressure					
ICP (mmHg)					

	11/19/22 21:00	11/19/22 21:30	11/19/22 22:00	11/19/22 22:30
Temperature				
Temperature (97.6 F-99.6 F)				
Temperature Source				
Heart Rate				
Pulse (60-100 beats/min)	99	97	98	97
Method				
Respirations				
Respiratory Rate (12-20 breaths/min)				
Blood Pressure				
Blood Pressure (90/60-120/80 mmHg)	135/58 H	133/54 H	134/53 H	129/55 H
Mean (mmHg)	83	80	80	79
Location				
Source				
Oxygen				

Lyons, Kathleen A

Facility: Queen of the Valley Hospital **Location:** Q 1 Intensive Care Unit
 61 F 07/13/1961 **Med Rec Num:** MR01483046

Room-Bed: QI007-A
Visit: QH0054940416

Vital Signs - Continued

Pulse Oximetry (92-100 %)	97	96	98	98
O2 Delivery				
Oxygen Flow Rate (L/min)				
FI02 (%)				
End-Tidal CO2 (mmHg)	34	34	35	34
Richmond Agitation Sedation Scale				
Richmond Agitation Sedation Scale				
Intracranial Pressure				
ICP (mmHg)				

Temperature	11/19/22 23:00	11/19/22 23:30	11/20/22 00:00	11/20/22 00:30
Temperature (97.6 F-99.6 F)			98.3 F	
Temperature Source			Temporal Artery Scan	
Heart Rate				
Pulse (60-100 beats/min)	99	98	98	100
Method			Monitor	
Respirations				
Respiratory Rate (12-20 breaths/min)				
Blood Pressure				
Blood Pressure (90/60-120/80 mmHg)	127/54 H	124/54 H	131/53 H	129/56 H
Mean (mmHg)	78	77	79	80
Location			Left Arm	
Source			Automatic Cuff	
Oxygen				
Pulse Oximetry (92-100 %)	99	98	99	100
O2 Delivery			Mechanical Ventilation	
Oxygen Flow Rate (L/min)				
FI02 (%)			30	
End-Tidal CO2 (mmHg)	33	19	33	34
Richmond Agitation Sedation Scale				
Richmond Agitation Sedation Scale				

Lyons, Kathleen A

Facility: Queen of the Valley Hospital **Location:** Q 1 Intensive Care Unit
 61 F 07/13/1961 **Med Rec Num:** MR01483046

Room-Bed: QI007-A
Visit: QH0054940416

Vital Signs - Continued

Intracranial Pressure
 ICP (mmHg)

	11/20/22 01:00	11/20/22 01:30	11/20/22 02:00	11/20/22 02:01
Temperature				
Temperature (97.6 F-99.6 F)				
Temperature Source				
Heart Rate				
Pulse (60-100 beats/min)	98	95	97	93
Method				
Respirations				
Respiratory Rate (12-20 breaths/min)				
Blood Pressure				
Blood Pressure (90/60-120/80 mmHg)	132/55 H	136/52 H	135/54 H	135/54 H
Mean (mmHg)	80	80	81	71
Location				
Source				
Oxygen				
Pulse Oximetry (92-100 %)	98	98	99	99
O2 Delivery				
Oxygen Flow Rate (L/min)				
FI02 (%)				
End-Tidal CO2 (mmHg)	35	34	33	35
Richmond Agitation Sedation Scale				
Richmond Agitation Sedation Scale				
Intracranial Pressure				
ICP (mmHg)				

Temperature	11/20/22 02:30	11/20/22 03:00	11/20/22 03:30	11/20/22 04:00
Temperature (97.6 F-99.6 F)				98.3 F

Lyons, Kathleen A

Facility: Queen of the Valley Hospital **Location:** Q 1 Intensive Care Unit
 61 F 07/13/1961 **Med Rec Num:** MR01483046

Room-Bed: QI007-A
Visit: QH0054940416

Vital Signs - Continued

Temperature Source				Temporal Artery Scan
Heart Rate				
Pulse (60-100 beats/min)	96	97	96	96
Method				Monitor
Respirations				
Respiratory Rate (12-20 breaths/min)				16
Blood Pressure				
Blood Pressure (90/60-120/80 mmHg)	136/56 H	132/56 H	137/55 H	138/56 H
Mean (mmHg)	82	81	82	83
Location				Left Arm
Source				Automatic Cuff
Oxygen				
Pulse Oximetry (92-100 %)	98	97	99	99
O2 Delivery				Mechanical Ventilation
Oxygen Flow Rate (L/min)				
FI02 (%)				30
End-Tidal CO2 (mmHg)	21	34	33	33
Richmond Agitation Sedation Scale				
Richmond Agitation Sedation Scale				
Intracranial Pressure				
ICP (mmHg)				

	11/20/22 04:30	11/20/22 05:00	11/20/22 05:30	11/20/22 06:00
Temperature				
Temperature (97.6 F-99.6 F)				
Temperature Source				
Heart Rate				
Pulse (60-100 beats/min)	100	93	94	94
Method				
Respirations				
Respiratory Rate (12-20 breaths/min)				
Blood Pressure				
Blood Pressure (90/60-120/80 mmHg)	141/64 H	123/56 H	132/59 H	127/57 H

Lyons, Kathleen A

Facility: Queen of the Valley Hospital **Location:** Q 1 Intensive Care Unit
 61 F 07/13/1961 **Med Rec Num:** MR01483046

Room-Bed: QI007-A
Visit: QH0054940416

Vital Signs - Continued

Mean (mmHg)	89	78	83	80
Location				
Source				
Oxygen				
Pulse Oximetry (92-100 %)	97	98	98	96
O2 Delivery				
Oxygen Flow Rate (L/min)				
FI02 (%)				
End-Tidal CO2 (mmHg)	30	34	35	35
Richmond Agitation Sedation Scale				
Richmond Agitation Sedation Scale				
Intracranial Pressure				
ICP (mmHg)				

Temperature	11/20/22 06:30	11/20/22 07:00	11/20/22 07:30	11/20/22 08:00
Temperature (97.6 F-99.6 F)				98.7 F
Temperature Source				Temporal Artery Scan
Heart Rate				
Pulse (60-100 beats/min)	95	92	94	96
Method				
Respirations				
Respiratory Rate (12-20 breaths/min)				
Blood Pressure				
Blood Pressure (90/60-120/80 mmHg)	127/58 H	124/55 H	126/56 H	119/57 L
Mean (mmHg)	81	78	79	77
Location				
Source				
Oxygen				
Pulse Oximetry (92-100 %)	98		94	98
O2 Delivery				
Oxygen Flow Rate (L/min)				
FI02 (%)				
End-Tidal CO2 (mmHg)	35	25	34	35

Lyons, Kathleen A

Facility: Queen of the Valley Hospital **Location:** Q 1 Intensive Care Unit
 61 F 07/13/1961 **Med Rec Num:** MR01483046

Room-Bed: QI007-A
Visit: QH0054940416

Vital Signs - Continued

Richmond Agitation Sedation Scale				
Richmond Agitation Sedation Scale				
Intracranial Pressure				
ICP (mmHg)				

Temperature	11/20/22 08:30	11/20/22 09:00	11/20/22 09:30	11/20/22 10:00
Temperature (97.6 F-99.6 F)				
Temperature Source				
Heart Rate				
Pulse (60-100 beats/min)	97	107 H	96	99
Method				
Respirations				
Respiratory Rate (12-20 breaths/min)				
Blood Pressure				
Blood Pressure (90/60-120/80 mmHg)	122/58 H	128/50 H	123/50 H	129/53 H
Mean (mmHg)	79	76	74	70
Location				
Source				
Oxygen				
Pulse Oximetry (92-100 %)	95	100	98	97
O2 Delivery				
Oxygen Flow Rate (L/min)				
FI02 (%)				
End-Tidal CO2 (mmHg)	35	35	36	35
Richmond Agitation Sedation Scale				
Richmond Agitation Sedation Scale				
Intracranial Pressure				
ICP (mmHg)				

Temperature	11/20/22 10:30	11/20/22 11:00	11/20/22 11:30	11/20/22 12:00
-------------	-------------------	-------------------	-------------------	-------------------

Lyons, Kathleen A

Facility: Queen of the Valley Hospital **Location:** Q 1 Intensive Care Unit
 61 F 07/13/1961 **Med Rec Num:** MR01483046

Room-Bed: QI007-A
Visit: QH0054940416

Vital Signs - Continued

Temperature (97.6 F-99.6 F)				97 F L
Temperature Source				
Heart Rate				
Pulse (60-100 beats/min)	96	97	97	101 H
Method				
Respirations				
Respiratory Rate (12-20 breaths/min)				
Blood Pressure				
Blood Pressure (90/60-120/80 mmHg)	124/50 H	123/50 H	113/52 L	137/63 H
Mean (mmHg)	74	68	72	82
Location				
Source				
Oxygen				
Pulse Oximetry (92-100 %)	100	100	99	98
O2 Delivery				
Oxygen Flow Rate (L/min)				
FI02 (%)				
End-Tidal CO2 (mmHg)	36	35	34	35
Richmond Agitation Sedation Scale				
Richmond Agitation Sedation Scale				
Intracranial Pressure				
ICP (mmHg)				
Temperature	11/20/22 12:30	11/20/22 13:00	11/20/22 13:30	11/20/22 14:00
Temperature (97.6 F-99.6 F)				
Temperature Source				
Heart Rate				
Pulse (60-100 beats/min)	97	99	97	95
Method				
Respirations				
Respiratory Rate (12-20 breaths/min)				
Blood Pressure				
Blood Pressure (90/60-120/80 mmHg)	131/55 H	139/55 H	132/57 H	124/56 H
Mean (mmHg)	80	75	82	78

Lyons, Kathleen A

Facility: Queen of the Valley Hospital **Location:** Q 1 Intensive Care Unit
 61 F 07/13/1961 **Med Rec Num:** MR01483046

Room-Bed: QI007-A
Visit: QH0054940416

Vital Signs - Continued

Location				
Source				
Oxygen				
Pulse Oximetry (92-100 %)		98	98	98
O2 Delivery				
Oxygen Flow Rate (L/min)				
FI02 (%)				
End-Tidal CO2 (mmHg)	36	36	36	36
Richmond Agitation Sedation Scale				
Richmond Agitation Sedation Scale				
Intracranial Pressure				
ICP (mmHg)				

	11/20/22 14:30	11/20/22 15:00	11/20/22 15:30	11/20/22 16:00
Temperature				
Temperature (97.6 F-99.6 F)				98.7 F
Temperature Source				
Heart Rate				
Pulse (60-100 beats/min)	95	95	95	97
Method				
Respirations				
Respiratory Rate (12-20 breaths/min)				
Blood Pressure				
Blood Pressure (90/60-120/80 mmHg)	121/56 H 70	126/54 H 72	122/57 H 73	125/57 H 71
Mean (mmHg)				
Location				
Source				
Oxygen				
Pulse Oximetry (92-100 %)	97	98	98	98
O2 Delivery				
Oxygen Flow Rate (L/min)				
FI02 (%)				
End-Tidal CO2 (mmHg)	36	36	36	36
Richmond Agitation Sedation Scale				
Richmond Agitation Sedation Scale				

Lyons, Kathleen A

Facility: Queen of the Valley Hospital **Location:** Q 1 Intensive Care Unit
 61 F 07/13/1961 **Med Rec Num:** MR01483046

Room-Bed: QI007-A
Visit: QH0054940416

Vital Signs - Continued

Intracranial Pressure					
ICP (mmHg)					

	11/20/22 16:30	11/20/22 17:00	11/20/22 17:30	11/20/22 18:00
Temperature				
Temperature (97.6 F-99.6 F)				
Temperature Source				
Heart Rate				
Pulse (60-100 beats/min)	98	95	94	93
Method				
Respirations				
Respiratory Rate (12-20 breaths/min)				
Blood Pressure				
Blood Pressure (90/60-120/80 mmHg)	131/56 H	123/53 H	121/54 H	124/58 H
Mean (mmHg)	75	76	68	80
Location				
Source				
Oxygen				
Pulse Oximetry (92-100 %)	99	100	99	99
O2 Delivery				
Oxygen Flow Rate (L/min)				
FI02 (%)				
End-Tidal CO2 (mmHg)	36	36	36	37
Richmond Agitation Sedation Scale				
Richmond Agitation Sedation Scale				
Intracranial Pressure				
ICP (mmHg)				

	11/20/22 18:30	11/20/22 19:00	11/20/22 19:30	11/20/22 20:00
Temperature				
Temperature (97.6 F-99.6 F)				98.5 F
Temperature Source				Oral

Lyons, Kathleen A

Facility: Queen of the Valley Hospital **Location:** Q 1 Intensive Care Unit
 61 F 07/13/1961 **Med Rec Num:** MR01483046

Room-Bed: QI007-A
Visit: QH0054940416

Vital Signs - Continued

Heart Rate					
Pulse (60-100 beats/min)	92	102 H	102 H		96
Method				Monitor	
Respirations					
Respiratory Rate (12-20 breaths/min)					
Blood Pressure					
Blood Pressure (90/60-120/80 mmHg)	129/53 H	140/69 H	134/61 H	132/57 H	
Mean (mmHg)	69	83	78	75	
Location				Left Arm	
Source				Automatic Cuff	
Oxygen					
Pulse Oximetry (92-100 %)	99	100	100		99
O2 Delivery				Mechanical Ventilation	
Oxygen Flow Rate (L/min)					
FI02 (%)					30
End-Tidal CO2 (mmHg)	36	36	36		36
Richmond Agitation Sedation Scale					
Richmond Agitation Sedation Scale					
Intracranial Pressure					
ICP (mmHg)					

Temperature	11/20/22 20:30	11/20/22 21:00	11/20/22 21:30	11/20/22 22:00
Temperature (97.6 F-99.6 F)				
Temperature Source				
Heart Rate				
Pulse (60-100 beats/min)	96	94	95	99
Method				
Respirations				
Respiratory Rate (12-20 breaths/min)				
Blood Pressure				
Blood Pressure (90/60-120/80 mmHg)	140/58 H	134/52 H	142/61 H	140/57 H
Mean (mmHg)	76	79	88	74
Location				

Lyons, Kathleen A

Facility: Queen of the Valley Hospital **Location:** Q 1 Intensive Care Unit
 61 F 07/13/1961 **Med Rec Num:** MR01483046

Room-Bed: QI007-A
Visit: QH0054940416

Vital Signs - Continued

Source					
Oxygen					
Pulse Oximetry (92-100 %)	98	98	99	98	
O2 Delivery					
Oxygen Flow Rate (L/min)					
FIO2 (%)					
End-Tidal CO2 (mmHg)	37	36	35	36	
Richmond Agitation Sedation Scale					
Richmond Agitation Sedation Scale					
Intracranial Pressure					
ICP (mmHg)					

	11/20/22 22:30	11/20/22 23:00	11/20/22 23:30	11/21/22 00:00	
Temperature				97.7 F	
Temperature (97.6 F-99.6 F)					
Temperature Source				Oral	
Heart Rate					
Pulse (60-100 beats/min)	97	94	97	92	
Method				Monitor	
Respirations					
Respiratory Rate (12-20 breaths/min)					
Blood Pressure					
Blood Pressure (90/60-120/80 mmHg)	128/56 H	135/57 H	139/58 H	138/54 H	
Mean (mmHg)	80	75	76	82	
Location				Left Arm	
Source				Automatic Cuff	
Oxygen					
Pulse Oximetry (92-100 %)	99	98	98	100	
O2 Delivery				Mechanical Ventilation	
Oxygen Flow Rate (L/min)					
FIO2 (%)				30	
End-Tidal CO2 (mmHg)	35	36	36	36	
Richmond Agitation Sedation Scale					
Richmond Agitation Sedation Scale					

Lyons, Kathleen A

Facility: Queen of the Valley Hospital **Location:** Q 1 Intensive Care Unit
 61 F 07/13/1961 **Med Rec Num:** MR01483046

Room-Bed: QI007-A
Visit: QH0054940416

Vital Signs - Continued

Intracranial Pressure					
ICP (mmHg)					

	11/21/22 00:30	11/21/22 01:00	11/21/22 01:30	11/21/22 02:00
Temperature				
Temperature (97.6 F-99.6 F)				
Temperature Source				
Heart Rate				
Pulse (60-100 beats/min)	92	91	91	88
Method				
Respirations				
Respiratory Rate (12-20 breaths/min)				
Blood Pressure				
Blood Pressure (90/60-120/80 mmHg)	130/57 H	135/58 H	134/53 H	137/56 H
Mean (mmHg)	81	75	80	73
Location				
Source				
Oxygen				
Pulse Oximetry (92-100 %)	98	99	98	98
O2 Delivery				
Oxygen Flow Rate (L/min)				
FI02 (%)				
End-Tidal CO2 (mmHg)	36	36	36	36
Richmond Agitation Sedation Scale				
Richmond Agitation Sedation Scale				
Intracranial Pressure				
ICP (mmHg)				

	11/21/22 02:30	11/21/22 03:00	11/21/22 03:30	11/21/22 04:00
Temperature				
Temperature (97.6 F-99.6 F)				98.0 F
Temperature Source				Oral

Lyons, Kathleen A

Facility: Queen of the Valley Hospital **Location:** Q 1 Intensive Care Unit
 61 F 07/13/1961 **Med Rec Num:** MR01483046

Room-Bed: QI007-A
Visit: QH0054940416

Vital Signs - Continued

Heart Rate					
Pulse (60-100 beats/min)	104 H	87	94		93
Method				Monitor	
Respirations					
Respiratory Rate (12-20 breaths/min)					16
Blood Pressure					
Blood Pressure (90/60-120/80 mmHg)	145/68 H	129/60 H	140/64 H		133/61 H
Mean (mmHg)	82	75	82		78
Location				Left Arm	
Source				Automatic Cuff	
Oxygen					
Pulse Oximetry (92-100 %)	93	99	99		97
O2 Delivery				Mechanical Ventilation	
Oxygen Flow Rate (L/min)					
FI02 (%)					30
End-Tidal CO2 (mmHg)	35	35	35		34
Richmond Agitation Sedation Scale					
Richmond Agitation Sedation Scale					
Intracranial Pressure					
ICP (mmHg)					

Temperature					
Temperature (97.6 F-99.6 F)	11/21/22 04:30	11/21/22 05:00	11/21/22 05:30	11/21/22 06:00	
Temperature Source					
Heart Rate					
Pulse (60-100 beats/min)	91	89	90	90	
Method					
Respirations					
Respiratory Rate (12-20 breaths/min)					
Blood Pressure					
Blood Pressure (90/60-120/80 mmHg)	132/62 H	131/62 H	133/64 H	136/61 H	
Mean (mmHg)	77	79	79	77	
Location					

Lyons, Kathleen A

Facility: Queen of the Valley Hospital **Location:** Q 1 Intensive Care Unit
 61 F 07/13/1961 **Med Rec Num:** MR01483046

Room-Bed: QI007-A
Visit: QH0054940416

Vital Signs - Continued

Source					
Oxygen					
Pulse Oximetry (92-100 %)		97	97	97	96
O2 Delivery					
Oxygen Flow Rate (L/min)					
FIO2 (%)					
End-Tidal CO2 (mmHg)		36	35		36
Richmond Agitation Sedation Scale					
Richmond Agitation Sedation Scale					
Intracranial Pressure					
ICP (mmHg)					

Temperature		11/21/22 06:30	11/21/22 07:00	11/21/22 07:30	11/21/22 08:00
Temperature (97.6 F-99.6 F)					99.7 F H
Temperature Source					Temporal Artery Scan
Heart Rate					
Pulse (60-100 beats/min)		90	87	92	91
Method					
Respirations					
Respiratory Rate (12-20 breaths/min)					
Blood Pressure					
Blood Pressure (90/60-120/80 mmHg)		133/65 H	136/63 H	134/65 H	141/58 H
Mean (mmHg)		80	79	82	85
Location					
Source					
Oxygen					
Pulse Oximetry (92-100 %)		96	96	97	92
O2 Delivery					
Oxygen Flow Rate (L/min)					
FIO2 (%)					
End-Tidal CO2 (mmHg)		35	35	35	33
Richmond Agitation Sedation Scale					
Richmond Agitation Sedation Scale					

Lyons, Kathleen A

Facility: Queen of the Valley Hospital **Location:** Q 1 Intensive Care Unit
 61 F 07/13/1961 **Med Rec Num:** MR01483046

Room-Bed: QI007-A
Visit: QH0054940416

Vital Signs - Continued

Intracranial Pressure				
ICP (mmHg)				

	11/21/22 08:30	11/21/22 09:30	11/21/22 10:00	11/21/22 10:30
Temperature				
Temperature (97.6 F-99.6 F)				
Temperature Source				
Heart Rate				
Pulse (60-100 beats/min)	88	90	85	86
Method				
Respirations				
Respiratory Rate (12-20 breaths/min)				
Blood Pressure				
Blood Pressure (90/60-120/80 mmHg)	145/59 H	132/52 H	115/48 L	119/53 L
Mean (mmHg)	87	72	70	68
Location				
Source				
Oxygen				
Pulse Oximetry (92-100 %)	95	94	95	96
O2 Delivery				
Oxygen Flow Rate (L/min)				
FI02 (%)				
End-Tidal CO2 (mmHg)	35	36	35	35
Richmond Agitation Sedation Scale				
Richmond Agitation Sedation Scale				
Intracranial Pressure				
ICP (mmHg)				

	11/21/22 11:00	11/21/22 11:30	11/21/22 12:00	11/21/22 12:30
Temperature				
Temperature (97.6 F-99.6 F)			98.9 F	
Temperature Source				

Lyons, Kathleen A

Facility: Queen of the Valley Hospital **Location:** Q 1 Intensive Care Unit
 61 F 07/13/1961 **Med Rec Num:** MR01483046

Room-Bed: QI007-A
Visit: QH0054940416

Vital Signs - Continued

Heart Rate				
Pulse (60-100 beats/min)	85	79	79	80
Method				
Respirations				
Respiratory Rate (12-20 breaths/min)				
Blood Pressure				
Blood Pressure (90/60-120/80 mmHg)	122/53 H	119/51 L	126/52 H	117/49 L
Mean (mmHg)	69	73	67	71
Location				
Source				
Oxygen				
Pulse Oximetry (92-100 %)	96	96	97	
O2 Delivery				
Oxygen Flow Rate (L/min)				
FI02 (%)				
End-Tidal CO2 (mmHg)	35	35	36	36
Richmond Agitation Sedation Scale				
Richmond Agitation Sedation Scale				
Intracranial Pressure				
ICP (mmHg)				

Temperature				
Temperature (97.6 F-99.6 F)	11/21/22 13:00	11/21/22 13:30	11/21/22 14:00	11/21/22 14:30
Temperature Source				
Heart Rate				
Pulse (60-100 beats/min)	90	78	85	76
Method				
Respirations				
Respiratory Rate (12-20 breaths/min)				
Blood Pressure				
Blood Pressure (90/60-120/80 mmHg)	91/74	114/52 L	147/61 H	117/54 L
Mean (mmHg)	79	67	89	75
Location				
Source				

Lyons, Kathleen A

Facility: Queen of the Valley Hospital **Location:** Q 1 Intensive Care Unit
 61 F 07/13/1961 **Med Rec Num:** MR01483046

Room-Bed: QI007-A
Visit: QH0054940416

Vital Signs - Continued

Oxygen					
Pulse Oximetry (92-100 %)		97	98	94	97
O2 Delivery					
Oxygen Flow Rate (L/min)					
FI02 (%)					
End-Tidal CO2 (mmHg)		34	35	35	36
Richmond Agitation Sedation Scale					
Richmond Agitation Sedation Scale					
Intracranial Pressure					
ICP (mmHg)					

Temperature		11/21/22 15:00	11/21/22 15:30	11/21/22 16:00	11/21/22 16:30
Temperature (97.6 F-99.6 F)				97.4 F L	
Temperature Source				Temporal Artery Scan	
Heart Rate					
Pulse (60-100 beats/min)		86	82	86	83
Method					
Respirations					
Respiratory Rate (12-20 breaths/min)					
Blood Pressure					
Blood Pressure (90/60-120/80 mmHg)		133/58 H	134/54 H	136/58 H	131/55 H
Mean (mmHg)		76	73	76	80
Location					
Source					
Oxygen					
Pulse Oximetry (92-100 %)		97	96		97
O2 Delivery					
Oxygen Flow Rate (L/min)					
FI02 (%)					
End-Tidal CO2 (mmHg)		35	36	35	35
Richmond Agitation Sedation Scale					
Richmond Agitation Sedation Scale					
Intracranial Pressure					

Lyons, Kathleen A

Facility: Queen of the Valley Hospital **Location:** Q 1 Intensive Care Unit
 61 F 07/13/1961 **Med Rec Num:** MR01483046

Room-Bed: QI007-A
Visit: QH0054940416

Vital Signs - Continued

ICP (mmHg)

Temperature	11/21/22 17:00	11/21/22 17:30	11/21/22 18:00	11/21/22 18:30
Temperature (97.6 F-99.6 F)				
Temperature Source				
Heart Rate	85	80	80	90
Pulse (60-100 beats/min)				
Method				
Respirations				
Respiratory Rate (12-20 breaths/min)				
Blood Pressure	132/56 H	117/61	114/57 L	103/49 L
Blood Pressure (90/60-120/80 mmHg)	75	79	69	67
Mean (mmHg)				
Location				
Source				
Oxygen				
Pulse Oximetry (92-100 %)	97	97	97	98
O2 Delivery				
Oxygen Flow Rate (L/min)				
FIO2 (%)				
End-Tidal CO2 (mmHg)	31	35	35	36
Richmond Agitation Sedation Scale				
Richmond Agitation Sedation Scale				
Intracranial Pressure				
ICP (mmHg)				

Temperature	11/21/22 19:00	11/21/22 19:30	11/21/22 20:00	11/21/22 20:30
Temperature (97.6 F-99.6 F)			99.1 F	
Temperature Source			Oral	
Heart Rate				

Lyons, Kathleen A

Facility: Queen of the Valley Hospital **Location:** Q 1 Intensive Care Unit
 61 F 07/13/1961 **Med Rec Num:** MR01483046

Room-Bed: QI007-A
Visit: QH0054940416

Vital Signs - Continued

Pulse (60-100 beats/min)	91	78	84	83
Method			Monitor	
Respirations				
Respiratory Rate (12-20 breaths/min)				
Blood Pressure				
Blood Pressure (90/60-120/80 mmHg)	103/49 L	117/58 L	137/59 H	136/63 H
Mean (mmHg)	67	72	85	87
Location			Left Arm	
Source			Automatic Cuff	
Oxygen				
Pulse Oximetry (92-100 %)	98	98	100	98
O2 Delivery			Mechanical Ventilation	
Oxygen Flow Rate (L/min)				
FI02 (%)			30	
End-Tidal CO2 (mmHg)	33	35	39	36
Richmond Agitation Sedation Scale				
Richmond Agitation Sedation Scale				
Intracranial Pressure				
ICP (mmHg)				

	11/21/22 21:00	11/21/22 21:30	11/21/22 22:00	11/21/22 22:30
Temperature				
Temperature (97.6 F-99.6 F)				
Temperature Source				
Heart Rate				
Pulse (60-100 beats/min)	87	84	98	103 H
Method				
Respirations				
Respiratory Rate (12-20 breaths/min)				
Blood Pressure				
Blood Pressure (90/60-120/80 mmHg)	136/55 H	126/54 H	141/58 H	136/60 H
Mean (mmHg)	82	78	77	85
Location				
Source				

Lyons, Kathleen A

Facility: Queen of the Valley Hospital **Location:** Q 1 Intensive Care Unit
 61 F 07/13/1961 **Med Rec Num:** MR01483046

Room-Bed: QI007-A
Visit: QH0054940416

Vital Signs - Continued

Oxygen					
Pulse Oximetry (92-100 %)	98	97	96	97	
O2 Delivery					
Oxygen Flow Rate (L/min)					
FI02 (%)					
End-Tidal CO2 (mmHg)	36	36	35	35	
Richmond Agitation Sedation Scale					
Richmond Agitation Sedation Scale					
Intracranial Pressure					
ICP (mmHg)					

Temperature	11/21/22 23:00	11/21/22 23:30	11/22/22 00:00	11/22/22 00:30	
Temperature (97.6 F-99.6 F)			98.4 F		
Temperature Source			Oral		
Heart Rate	104 H	98	102 H	101 H	
Pulse (60-100 beats/min)			Monitor		
Method					
Respirations					
Respiratory Rate (12-20 breaths/min)			16		
Blood Pressure					
Blood Pressure (90/60-120/80 mmHg)	143/60 H	145/52 H	150/60 H	145/55 H	
Mean (mmHg)	81	83	79	85	
Location			Left Arm		
Source			Automatic Cuff		
Oxygen					
Pulse Oximetry (92-100 %)	96	96	96	96	
O2 Delivery			Mechanical Ventilation		
Oxygen Flow Rate (L/min)					
FI02 (%)			30		
End-Tidal CO2 (mmHg)	34	34	34	35	
Richmond Agitation Sedation Scale					
Richmond Agitation Sedation Scale					
Intracranial Pressure					

Lyons, Kathleen A

Facility: Queen of the Valley Hospital **Location:** Q 1 Intensive Care Unit
 61 F 07/13/1961 **Med Rec Num:** MR01483046

Room-Bed: QI007-A
Visit: QH0054940416

Vital Signs - Continued

ICP (mmHg)

Temperature	11/22/22 01:00	11/22/22 01:30	11/22/22 02:00	11/22/22 02:30
Temperature (97.6 F-99.6 F)				
Temperature Source				
Heart Rate				
Pulse (60-100 beats/min)	108 H	106 H	97	95
Method				
Respirations				
Respiratory Rate (12-20 breaths/min)				
Blood Pressure				
Blood Pressure (90/60-120/80 mmHg)	143/62 H	125/54 H	118/51 L	117/51 L
Mean (mmHg)	80	77	73	66
Location				
Source				
Oxygen				
Pulse Oximetry (92-100 %)	96	96	97	97
O2 Delivery				
Oxygen Flow Rate (L/min)				
FIO2 (%)				
End-Tidal CO2 (mmHg)	33	32	33	35
Richmond Agitation Sedation Scale				
Richmond Agitation Sedation Scale				
Intracranial Pressure				
ICP (mmHg)				

Temperature	11/22/22 03:00	11/22/22 03:30	11/22/22 04:00	11/22/22 04:30
Temperature (97.6 F-99.6 F)			97.6 F	
Temperature Source			Temporal Artery	
			Scan	

Lyons, Kathleen A

Facility: Queen of the Valley Hospital **Location:** Q 1 Intensive Care Unit
 61 F 07/13/1961 **Med Rec Num:** MR01483046

Room-Bed: QI007-A
Visit: QH0054940416

Vital Signs - Continued

Heart Rate					
Pulse (60-100 beats/min)	93	94		92	90
Method			Monitor		
Respirations					
Respiratory Rate (12-20 breaths/min)					
Blood Pressure					
Blood Pressure (90/60-120/80 mmHg)	115/51 L	130/58 H	122/54 H	122/49 H	
Mean (mmHg)	66	76	76	76	73
Location			Left Arm		
Source			Automatic Cuff		
Oxygen					
Pulse Oximetry (92-100 %)	97	97		98	98
O2 Delivery			Mechanical Ventilation		
Oxygen Flow Rate (L/min)					
FI02 (%)				30	
End-Tidal CO2 (mmHg)	35	36		36	36
Richmond Agitation Sedation Scale					
Richmond Agitation Sedation Scale					
Intracranial Pressure					
ICP (mmHg)					

Temperature					
Temperature (97.6 F-99.6 F)	11/22/22 05:00	11/22/22 05:30	11/22/22 06:00	11/22/22 06:30	
Temperature Source					
Heart Rate					
Pulse (60-100 beats/min)	91	90	91		89
Method					
Respirations					
Respiratory Rate (12-20 breaths/min)					
Blood Pressure					
Blood Pressure (90/60-120/80 mmHg)	121/52 H	120/54 L	119/54 L	119/54 L	
Mean (mmHg)	67	68	69	69	
Location					

Lyons, Kathleen A

Facility: Queen of the Valley Hospital **Location:** Q 1 Intensive Care Unit
 61 F 07/13/1961 **Med Rec Num:** MR01483046

Room-Bed: QI007-A
Visit: QH0054940416

Vital Signs - Continued

Source					
Oxygen					
Pulse Oximetry (92-100 %)	98	98	98	98	
O2 Delivery					
Oxygen Flow Rate (L/min)					
FIO2 (%)					
End-Tidal CO2 (mmHg)	36	36	36	35	
Richmond Agitation Sedation Scale					
Richmond Agitation Sedation Scale					
Intracranial Pressure					
ICP (mmHg)					

Temperature	11/22/22 07:00	11/22/22 08:00	11/22/22 09:00	11/22/22 09:15	
Temperature (97.6 F-99.6 F)		98 F			
Temperature Source		Temporal Artery Scan			
Heart Rate					
Pulse (60-100 beats/min)	88	88	88	103 H	
Method					
Respirations					
Respiratory Rate (12-20 breaths/min)				17	
Blood Pressure					
Blood Pressure (90/60-120/80 mmHg)	119/57 L	118/53 L	116/49 L		
Mean (mmHg)	71	74	71		
Location					
Source					
Oxygen					
Pulse Oximetry (92-100 %)	98	98	97	99	
O2 Delivery		Mechanical Ventilation			
Oxygen Flow Rate (L/min)		28			
FIO2 (%)					
End-Tidal CO2 (mmHg)	36	36	36	34	
Richmond Agitation Sedation Scale					

Lyons, Kathleen A

Facility: Queen of the Valley Hospital **Location:** Q 1 Intensive Care Unit
 61 F 07/13/1961 **Med Rec Num:** MR01483046

Room-Bed: QI007-A
Visit: QH0054940416

Vital Signs - Continued

Richmond Agitation Sedation Scale					
Intracranial Pressure					
ICP (mmHg)					

Temperature	11/22/22 09:30	11/22/22 09:45	11/22/22 10:00	11/22/22 10:15
Temperature (97.6 F-99.6 F)				
Temperature Source				
Heart Rate				
Pulse (60-100 beats/min)	86	86	86	86
Method				
Respirations				
Respiratory Rate (12-20 breaths/min)	16	16	17	17
Blood Pressure				
Blood Pressure (90/60-120/80 mmHg)	115/49 L		116/50 L	
Mean (mmHg)	65		65	
Location				
Source				
Oxygen				
Pulse Oximetry (92-100 %)	97	98	97	98
O2 Delivery			Mechanical Ventilation	
Oxygen Flow Rate (L/min)				
FI02 (%)			28	
End-Tidal CO2 (mmHg)	36	36	35	33
Richmond Agitation Sedation Scale				
Richmond Agitation Sedation Scale				
Intracranial Pressure				
ICP (mmHg)				

Temperature	11/22/22 10:30	11/22/22 11:00	11/22/22 11:30	11/22/22 12:00
-------------	-------------------	-------------------	-------------------	-------------------

Lyons, Kathleen A

Facility: Queen of the Valley Hospital **Location:** Q 1 Intensive Care Unit
 61 F 07/13/1961 **Med Rec Num:** MR01483046

Room-Bed: QI007-A
Visit: QH0054940416

Vital Signs - Continued

Temperature (97.6 F-99.6 F)					97.3 F L
Temperature Source					Temporal Artery Scan
Heart Rate					
Pulse (60-100 beats/min)	89	86	85	86	86
Method					Monitor
Respirations					
Respiratory Rate (12-20 breaths/min)	17	18	17	19	19
Blood Pressure					
Blood Pressure (90/60-120/80 mmHg)	108/54 L	124/53 H	124/49 H	129/56 H	73
Mean (mmHg)	68	69	74		
Location					Left Arm
Source					Automatic Cuff
Oxygen					
Pulse Oximetry (92-100 %)	100	97	97	96	96
O2 Delivery		Mechanical Ventilation		Mechanical Ventilation	
Oxygen Flow Rate (L/min)					
FIO2 (%)		28			28
End-Tidal CO2 (mmHg)	37	36	36	36	36
Richmond Agitation Sedation Scale					
Richmond Agitation Sedation Scale					
Intracranial Pressure					
ICP (mmHg)					

Temperature	11/22/22 12:30	11/22/22 12:31	11/22/22 13:00	11/22/22 13:30
Temperature (97.6 F-99.6 F)				
Temperature Source				
Heart Rate				
Pulse (60-100 beats/min)	83	84	82	93
Method				
Respirations				
Respiratory Rate (12-20 breaths/min)	17	17	16	20
Blood Pressure				

Lyons, Kathleen A

Facility: Queen of the Valley Hospital **Location:** Q 1 Intensive Care Unit
 61 F 07/13/1961 **Med Rec Num:** MR01483046

Room-Bed: QI007-A
Visit: QH0054940416

Vital Signs - Continued

Blood Pressure (90/60-120/80 mmHg)		125/54 H	127/54 H	119/54 L
Mean (mmHg)		69	70	75
Location				
Source				
Oxygen				
Pulse Oximetry (92-100 %)	98	98	98	98
O2 Delivery			Mechanical Ventilation	
Oxygen Flow Rate (L/min)				
FI02 (%)			28	
End-Tidal CO2 (mmHg)	36	36	36	37
Richmond Agitation Sedation Scale				
Richmond Agitation Sedation Scale				
Intracranial Pressure				
ICP (mmHg)				

Temperature		11/22/22 14:00	11/22/22 14:30	11/22/22 15:00	11/22/22 15:30
Temperature (97.6 F-99.6 F)					
Temperature Source					
Heart Rate		81	85	80	81
Pulse (60-100 beats/min)					
Method					
Respirations					
Respiratory Rate (12-20 breaths/min)	18	18	16	16	
Blood Pressure					
Blood Pressure (90/60-120/80 mmHg)	119/57 L	123/54 H	110/51 L	113/52 L	
Mean (mmHg)	71	69	64	66	
Location					
Source					
Oxygen					
Pulse Oximetry (92-100 %)	97	97	98	97	
O2 Delivery			Mechanical Ventilation		
Oxygen Flow Rate (L/min)					

Lyons, Kathleen A

Facility: Queen of the Valley Hospital **Location:** Q 1 Intensive Care Unit
 61 F 07/13/1961 **Med Rec Num:** MR01483046

Room-Bed: QI007-A
Visit: QH0054940416

Vital Signs - Continued

FIO2 (%)	28		28	
End-Tidal CO2 (mmHg)	36	36	36	37
Richmond Agitation Sedation Scale				
Richmond Agitation Sedation Scale				
Intracranial Pressure				
ICP (mmHg)				

Temperature	11/22/22 16:00	11/22/22 16:30	11/22/22 17:00	11/22/22 17:30
Temperature (97.6 F-99.6 F)	97.8 F			
Temperature Source	Oral			
Heart Rate				
Pulse (60-100 beats/min)	82	79	83	84
Method	Monitor			
Respirations				
Respiratory Rate (12-20 breaths/min)	17	16	18	16
Blood Pressure				
Blood Pressure (90/60-120/80 mmHg)	117/50 L	118/51 L	115/49 L	121/55 H
Mean (mmHg)	66	66	65	70
Location	Left Arm			
Source	Automatic Cuff			
Oxygen				
Pulse Oximetry (92-100 %)	97	98	98	97
O2 Delivery				
Oxygen Flow Rate (L/min)				
FIO2 (%)	28		28	
End-Tidal CO2 (mmHg)	37	31	37	36
Richmond Agitation Sedation Scale				
Richmond Agitation Sedation Scale				
Intracranial Pressure				
ICP (mmHg)				

Lyons, Kathleen A

Facility: Queen of the Valley Hospital **Location:** Q 1 Intensive Care Unit
 61 F 07/13/1961 **Med Rec Num:** MR01483046

Room-Bed: QI007-A
Visit: QH0054940416

Vital Signs - Continued

	11/22/22 18:00	11/22/22 18:30	11/22/22 19:00	11/22/22 19:30
Temperature				
Temperature (97.6 F-99.6 F)				
Temperature Source				
Heart Rate	86	89	89	82
Pulse (60-100 beats/min)				
Method				
Respirations				
Respiratory Rate (12-20 breaths/min)	20	19	18	17
Blood Pressure				
Blood Pressure (90/60-120/80 mmHg)	117/52 L	124/56 H	129/53 H	117/54 L
Mean (mmHg)	69	78	78	75
Location				
Source				
Oxygen				
Pulse Oximetry (92-100 %)	100	99	97	99
O2 Delivery				
	Mechanical Ventilation		Mechanical Ventilation	
Oxygen Flow Rate (L/min)				
FI02 (%)	28		28	
End-Tidal CO2 (mmHg)	36	36	36	36
Richmond Agitation Sedation Scale				
Richmond Agitation Sedation Scale				
Intracranial Pressure				
ICP (mmHg)				

	11/22/22 20:00	11/22/22 20:30	11/22/22 21:00	11/22/22 21:30
Temperature				
Temperature (97.6 F-99.6 F)				
Temperature Source	97.1 F L			
	Temporal Artery Scan			
Heart Rate				

Lyons, Kathleen A

Facility: Queen of the Valley Hospital **Location:** Q 1 Intensive Care Unit
 61 F 07/13/1961 **Med Rec Num:** MR01483046

Room-Bed: QI007-A
Visit: QH0054940416

Vital Signs - Continued

Pulse (60-100 beats/min)	83	83	84	88
Method				
Respirations				
Respiratory Rate (12-20 breaths/min)	17	18	17	19
Blood Pressure				
Blood Pressure (90/60-120/80 mmHg)	119/59 L	123/55 H	126/57 H	126/52 H
Mean (mmHg)	73	73	72	69
Location				
Source				
Oxygen				
Pulse Oximetry (92-100 %)	97	99	98	100
O2 Delivery				
Oxygen Flow Rate (L/min)				
FI02 (%)				
End-Tidal CO2 (mmHg)	36	34	34	34
Richmond Agitation Sedation Scale				
Richmond Agitation Sedation Scale				
Intracranial Pressure				
ICP (mmHg)				

	11/22/22 22:00	11/22/22 22:30	11/22/22 23:00	11/22/22 23:30
Temperature				
Temperature (97.6 F-99.6 F)				
Temperature Source				
Heart Rate				
Pulse (60-100 beats/min)	88	87	87	93
Method				
Respirations				
Respiratory Rate (12-20 breaths/min)	20	19	18	23 H
Blood Pressure				
Blood Pressure (90/60-120/80 mmHg)	131/55 H	131/56 H	132/52 H	136/58 H
Mean (mmHg)	80	81	78	77
Location				
Source				
Oxygen				

Lyons, Kathleen A

Facility: Queen of the Valley Hospital **Location:** Q 1 Intensive Care Unit
 61 F 07/13/1961 **Med Rec Num:** MR01483046

Room-Bed: QI007-A
Visit: QH0054940416

Vital Signs - Continued

Pulse Oximetry (92-100 %)	98	100	100	99
O2 Delivery				
Oxygen Flow Rate (L/min)				
FI02 (%)				
End-Tidal CO2 (mmHg)	34	29	31	33
Richmond Agitation Sedation Scale				
Richmond Agitation Sedation Scale				
Intracranial Pressure				
ICP (mmHg)				

Temperature		11/23/22 00:00	11/23/22 00:30	11/23/22 01:00	11/23/22 01:28
Temperature (97.6 F-99.6 F)		97.8 F			
Temperature Source		Temporal Artery Scan			
Heart Rate					
Pulse (60-100 beats/min)		97	102 H	96	92
Method					
Respirations					
Respiratory Rate (12-20 breaths/min)		22 H	21 H	19	19
Blood Pressure					
Blood Pressure (90/60-120/80 mmHg)		148/59 H		128/53 H	128/53 H
Mean (mmHg)		79		78	69
Location					
Source					
Oxygen					
Pulse Oximetry (92-100 %)		98	99	99	99
O2 Delivery					
Oxygen Flow Rate (L/min)					
FI02 (%)					
End-Tidal CO2 (mmHg)		33	24	33	33
Richmond Agitation Sedation Scale					
Richmond Agitation Sedation Scale					
Intracranial Pressure					

Lyons, Kathleen A

Facility: Queen of the Valley Hospital **Location:** Q 1 Intensive Care Unit
 61 F 07/13/1961 **Med Rec Num:** MR01483046

Room-Bed: QI007-A
Visit: QH0054940416

Vital Signs - Continued

ICP (mmHg)

Temperature	11/23/22 01:30	11/23/22 01:45	11/23/22 06:11	11/23/22 06:16
Temperature (97.6 F-99.6 F)				
Temperature Source				
Heart Rate				
Pulse (60-100 beats/min)	93	109 H	102 H	103 H
Method				
Respirations				
Respiratory Rate (12-20 breaths/min)	18	20	23 H	19
Blood Pressure				
Blood Pressure (90/60-120/80 mmHg)	117/57 L	117/69	137/65 H	138/79 H
Mean (mmHg)	72	77	81	91
Location				
Source				
Oxygen				
Pulse Oximetry (92-100 %)	99	99	97	96
O2 Delivery				
Oxygen Flow Rate (L/min)				
FIO2 (%)				
End-Tidal CO2 (mmHg)	33	31	33	33
Richmond Agitation Sedation Scale				
Richmond Agitation Sedation Scale				
Intracranial Pressure				
ICP (mmHg)				
Temperature	11/23/22 06:30	11/23/22 06:46	11/23/22 07:00	11/23/22 07:16
Temperature (97.6 F-99.6 F)				
Temperature Source				
Heart Rate				

Lyons, Kathleen A

Facility: Queen of the Valley Hospital **Location:** Q 1 Intensive Care Unit
 61 F 07/13/1961 **Med Rec Num:** MR01483046

Room-Bed: QI007-A
Visit: QH0054940416

Vital Signs - Continued

Pulse (60-100 beats/min)	108 H	112 H	116 H	118 H
Method				
Respirations				
Respiratory Rate (12-20 breaths/min)	28 H	27 H	27 H	30 H
Blood Pressure				
Blood Pressure (90/60-120/80 mmHg)	155/71 H	152/68 H	153/72 H	143/68 H
Mean (mmHg)	99	85	99	87
Location				
Source				
Oxygen				
Pulse Oximetry (92-100 %)	99	96	97	97
O2 Delivery				
Oxygen Flow Rate (L/min)				
FI02 (%)				
End-Tidal CO2 (mmHg)	33	32	32	33
Richmond Agitation Sedation Scale				
Richmond Agitation Sedation Scale				
Intracranial Pressure				
ICP (mmHg)				

Temperature	11/23/22	11/23/22	11/23/22	11/23/22
Temperature (97.6 F-99.6 F)	09:40	10:00	11:00	12:00
Temperature Source				Temporal Artery Scan
Heart Rate				
Pulse (60-100 beats/min)	108 H	103 H	97	91
Method				
Respirations				
Respiratory Rate (12-20 breaths/min)	16	17	17	19
Blood Pressure				
Blood Pressure (90/60-120/80 mmHg)	127/60 H	137/64 H	126/72 H	125/66 H
Mean (mmHg)	74	88	90	79
Location				
Source				

Lyons, Kathleen A

Facility: Queen of the Valley Hospital **Location:** Q 1 Intensive Care Unit
 61 F 07/13/1961 **Med Rec Num:** MR01483046

Room-Bed: QI007-A
Visit: QH0054940416

Vital Signs - Continued

Oxygen					
Pulse Oximetry (92-100 %)	92	95	97	97	
O2 Delivery					Mechanical Ventilation
Oxygen Flow Rate (L/min)					
FI02 (%)					28
End-Tidal CO2 (mmHg)			21		29
Richmond Agitation Sedation Scale					
Richmond Agitation Sedation Scale					
Intracranial Pressure					
ICP (mmHg)					

Temperature		11/23/22 13:00	11/23/22 14:00	11/23/22 15:00	11/23/22 16:00	
Temperature (97.6 F-99.6 F)						97.9 F
Temperature Source						Temporal Artery Scan
Heart Rate						
Pulse (60-100 beats/min)	91	91	90	90	90	
Method						
Respirations						
Respiratory Rate (12-20 breaths/min)	20	22 H	22 H	22 H	22 H	
Blood Pressure						
Blood Pressure (90/60-120/80 mmHg)	123/65 H	119/67	124/66 H	126/64 H	126/64 H	
Mean (mmHg)	76	79	79	79	78	
Location						
Source						
Oxygen						
Pulse Oximetry (92-100 %)	97	97	97	97	97	
O2 Delivery						Mechanical Ventilation
Oxygen Flow Rate (L/min)						
FI02 (%)						28
End-Tidal CO2 (mmHg)	26	30	29	29	28	
Richmond Agitation Sedation Scale						

Lyons, Kathleen A

Facility: Queen of the Valley Hospital **Location:** Q 1 Intensive Care Unit
 61 F 07/13/1961 **Med Rec Num:** MR01483046

Room-Bed: QI007-A
Visit: QH0054940416

Vital Signs - Continued

Richmond Agitation Sedation Scale					
Intracranial Pressure					
ICP (mmHg)					

Temperature	11/23/22 17:00	11/23/22 18:00	11/23/22 18:45	11/23/22 19:00
Temperature (97.6 F-99.6 F)				
Temperature Source				
Heart Rate	90	93	88	86
Pulse (60-100 beats/min)				
Method				
Respirations	21 H	23 H	24 H	23 H
Respiratory Rate (12-20 breaths/min)				
Blood Pressure	129/64 H	144/65 H	136/73 H	133/67 H
Blood Pressure (90/60-120/80 mmHg)	80	83	87	84
Mean (mmHg)				
Location				
Source				
Oxygen				
Pulse Oximetry (92-100 %)	97	95	97	97
O2 Delivery				
Oxygen Flow Rate (L/min)				
FI02 (%)				
End-Tidal CO2 (mmHg)	27	27	25	26
Richmond Agitation Sedation Scale				
Richmond Agitation Sedation Scale				
Intracranial Pressure				
ICP (mmHg)				

Temperature	11/23/22 19:15	11/23/22 19:30	11/23/22 19:45	11/23/22 20:00
Temperature (97.6 F-99.6 F)				98.1 F

Lyons, Kathleen A

Facility: Queen of the Valley Hospital **Location:** Q 1 Intensive Care Unit
 61 F 07/13/1961 **Med Rec Num:** MR01483046

Room-Bed: QI007-A
Visit: QH0054940416

Vital Signs - Continued

Temperature Source				Temporal Artery Scan
Heart Rate				
Pulse (60-100 beats/min)	87	85	61	74
Method				
Respirations				
Respiratory Rate (12-20 breaths/min)	25 H	26 H	24 H	26 H
Blood Pressure				
Blood Pressure (90/60-120/80 mmHg)	144/67 H	145/65 H	143/52 H	140/59 H
Mean (mmHg)	85	85	74	77
Location				
Source				
Oxygen				
Pulse Oximetry (92-100 %)	97	97	96	100
O2 Delivery				
Oxygen Flow Rate (L/min)				
FI02 (%)				
End-Tidal CO2 (mmHg)	25	23	27	27
Richmond Agitation Sedation Scale				
Richmond Agitation Sedation Scale				
Intracranial Pressure				
ICP (mmHg)				

Temperature	11/23/22 20:15	11/23/22 20:30	11/23/22 20:46	11/23/22 21:00
Temperature (97.6 F-99.6 F)				
Temperature Source				
Heart Rate				
Pulse (60-100 beats/min)	66	66	68	72
Method				
Respirations				
Respiratory Rate (12-20 breaths/min)	24 H	22 H	25 H	22 H
Blood Pressure				
Blood Pressure (90/60-120/80 mmHg)	133/55 H	139/54 H	150/57 H	159/52 H
Mean (mmHg)	72	75	77	76

Lyons, Kathleen A

Facility: Queen of the Valley Hospital **Location:** Q 1 Intensive Care Unit
 61 F 07/13/1961 **Med Rec Num:** MR01483046

Room-Bed: QI007-A
Visit: QH0054940416

Vital Signs - Continued

Location				
Source				
Oxygen				
Pulse Oximetry (92-100 %)	97	97	98	99
O2 Delivery				
Oxygen Flow Rate (L/min)				
FI02 (%)				
End-Tidal CO2 (mmHg)	27	26	26	25
Richmond Agitation Sedation Scale				
Richmond Agitation Sedation Scale				
Intracranial Pressure				
ICP (mmHg)				

Temperature	11/23/22 21:15	11/23/22 21:19	11/23/22 21:30	11/23/22 21:45
Temperature (97.6 F-99.6 F)				
Temperature Source				
Heart Rate				
Pulse (60-100 beats/min)	67	68	63	65
Method				
Respirations				
Respiratory Rate (12-20 breaths/min)	25 H	26 H	26 H	26 H
Blood Pressure				
Blood Pressure (90/60-120/80 mmHg)	165/56 H	154/53 H	160/50 H	160/52 H
Mean (mmHg)	81	78	76	77
Location				
Source				
Oxygen				
Pulse Oximetry (92-100 %)	100	99	97	97
O2 Delivery				
Oxygen Flow Rate (L/min)				
FI02 (%)				
End-Tidal CO2 (mmHg)	26	24	24	23
Richmond Agitation Sedation Scale				
Richmond Agitation Sedation Scale				

Lyons, Kathleen A

Facility: Queen of the Valley Hospital **Location:** Q 1 Intensive Care Unit
 61 F 07/13/1961 **Med Rec Num:** MR01483046

Room-Bed: QI007-A
Visit: QH0054940416

Vital Signs - Continued

Intracranial Pressure				
ICP (mmHg)				

Temperature	11/23/22 22:00	11/23/22 22:15	11/23/22 22:30	11/23/22 22:45
Temperature (97.6 F-99.6 F)				
Temperature Source				
Heart Rate				
Pulse (60-100 beats/min)	62	59 L	69	148 H
Method				
Respirations				
Respiratory Rate (12-20 breaths/min)	27 H	28 H	26 H	27 H
Blood Pressure				
Blood Pressure (90/60-120/80 mmHg)	166/50 H	174/49 H	178/53 H	138/111 H
Mean (mmHg)	78	78	81	115
Location				
Source				
Oxygen				
Pulse Oximetry (92-100 %)	97	97	96	
O2 Delivery				
Oxygen Flow Rate (L/min)				
FI02 (%)				
End-Tidal CO2 (mmHg)	22	22	21	20
Richmond Agitation Sedation Scale				
Richmond Agitation Sedation Scale				
Intracranial Pressure				
ICP (mmHg)				

Temperature	11/23/22 22:48	11/23/22 23:00	11/23/22 23:06	11/23/22 23:15
Temperature (97.6 F-99.6 F)				
Temperature Source				

Lyons, Kathleen A

Facility: Queen of the Valley Hospital **Location:** Q 1 Intensive Care Unit
 61 F 07/13/1961 **Med Rec Num:** MR01483046

Room-Bed: QI007-A
Visit: QH0054940416

Vital Signs - Continued

Heart Rate				
Pulse (60-100 beats/min)	67	90	129 H	122 H
Method				
Respirations				
Respiratory Rate (12-20 breaths/min)	30 H	27 H	32 H	20
Blood Pressure				
Blood Pressure (90/60-120/80 mmHg)	193/60 H	176/59 H	170/61 H	113/58 L
Mean (mmHg)	90	98	85	76
Location				
Source				
Oxygen				
Pulse Oximetry (92-100 %)	98	97	97	100
O2 Delivery				
Oxygen Flow Rate (L/min)				
FI02 (%)				
End-Tidal CO2 (mmHg)	21	20	20	
Richmond Agitation Sedation Scale				
Richmond Agitation Sedation Scale				
Intracranial Pressure				
ICP (mmHg)				

Temperature				
Temperature (97.6 F-99.6 F)	11/23/22 23:45	11/23/22 23:59	11/24/22 00:30	11/24/22 00:15
Temperature Source				
Heart Rate				
Pulse (60-100 beats/min)	128 H	127 H	128 H	126 H
Method				
Respirations				
Respiratory Rate (12-20 breaths/min)	32 H	32 H	32 H	32 H
Blood Pressure				
Blood Pressure (90/60-120/80 mmHg)	137/59 H	142/59 H	138/60 H	150/57 H
Mean (mmHg)	78	79	79	79
Location				
Source				

Lyons, Kathleen A
Facility: Queen of the Valley Hospital **Location:** Q 1 Intensive Care Unit
 61 F 07/13/1961 **Med Rec Num:** MR01483046

Room-Bed: QI007-A
Visit: QH0054940416

Vital Signs - Continued

Oxygen				
Pulse Oximetry (92-100 %)	97	97	97	96
O2 Delivery				
Oxygen Flow Rate (L/min)				
FIO2 (%)				
End-Tidal CO2 (mmHg)	21	21	22	22
Richmond Agitation Sedation Scale				
Richmond Agitation Sedation Scale				
Intracranial Pressure				
ICP (mmHg)				
Temperature	11/24/22 02:45	11/24/22 02:46	11/24/22 03:00	11/24/22 03:15
Temperature (97.6 F-99.6 F)				
Temperature Source				
Heart Rate				
Pulse (60-100 beats/min)	112 H	114 H	109 H	111 H
Method				
Respirations				
Respiratory Rate (12-20 breaths/min)	19	18	19	20
Blood Pressure				
Blood Pressure (90/60-120/80 mmHg)	110/59 L	110/59 L	100/56 L	106/56 L
Mean (mmHg)	76	70	70	72
Location				
Source				
Oxygen				
Pulse Oximetry (92-100 %)	95	96	95	96
O2 Delivery				
Oxygen Flow Rate (L/min)				
FIO2 (%)				
End-Tidal CO2 (mmHg)	30	28	23	33
Richmond Agitation Sedation Scale				
Richmond Agitation Sedation Scale				
Intracranial Pressure				

Lyons, Kathleen A

Facility: Queen of the Valley Hospital **Location:** Q 1 Intensive Care Unit
 61 F 07/13/1961 **Med Rec Num:** MR01483046

Room-Bed: QI007-A
Visit: QH0054940416

Vital Signs - Continued

ICP (mmHg)

Temperature	11/24/22 03:30	11/24/22 03:45	11/24/22 04:00	11/24/22 04:15
Temperature (97.6 F-99.6 F)			99.3 F	
Temperature Source			Oral	
Heart Rate				
Pulse (60-100 beats/min)	105 H	102 H	100	104 H
Method				
Respirations				
Respiratory Rate (12-20 breaths/min)	18	18	20	20
Blood Pressure				
Blood Pressure (90/60-120/80 mmHg)	104/57 L	110/60	119/63	124/61 H
Mean (mmHg)	72	76	81	82
Location				
Source				
Oxygen				
Pulse Oximetry (92-100 %)	96	96	96	96
O2 Delivery				
Oxygen Flow Rate (L/min)				
FIO2 (%)				
End-Tidal CO2 (mmHg)	35	34	34	34
Richmond Agitation Sedation Scale				
Richmond Agitation Sedation Scale				
Intracranial Pressure				
ICP (mmHg)				
Temperature	11/24/22 04:30	11/24/22 04:45	11/24/22 05:00	11/24/22 05:15
Temperature (97.6 F-99.6 F)				
Temperature Source				
Heart Rate				

Lyons, Kathleen A
Facility: Queen of the Valley Hospital **Location:** Q 1 Intensive Care Unit
 61 F 07/13/1961 **Med Rec Num:** MR01483046

Room-Bed: QI007-A
Visit: QH0054940416

Vital Signs - Continued

Pulse (60-100 beats/min)	108 H	109 H	114 H	80
Method				
Respirations				
Respiratory Rate (12-20 breaths/min)	20	20	22 H	16
Blood Pressure				
Blood Pressure (90/60-120/80 mmHg)	119/69	131/71 H	144/77 H	84/51 L
Mean (mmHg)	85	91	99	62
Location				
Source				
Oxygen				
Pulse Oximetry (92-100 %)	96	97	97	96
O2 Delivery				
Oxygen Flow Rate (L/min)				
FI02 (%)				
End-Tidal CO2 (mmHg)	33	33	35	29
Richmond Agitation Sedation Scale				
Richmond Agitation Sedation Scale				
Intracranial Pressure				
ICP (mmHg)				
Temperature	11/24/22	11/24/22	11/24/22	11/24/22
Temperature (97.6 F-99.6 F)	05:26	05:30	05:45	05:57
Temperature Source				
Heart Rate				
Pulse (60-100 beats/min)	79	75	88	84
Method				
Respirations				
Respiratory Rate (12-20 breaths/min)	25 H	18	25 H	20
Blood Pressure				
Blood Pressure (90/60-120/80 mmHg)	111/69	133/68 H	152/79 H	139/64 H
Mean (mmHg)	79	89	103	80
Location				
Source				
Oxygen				

Lyons, Kathleen A

Facility: Queen of the Valley Hospital **Location:** Q 1 Intensive Care Unit
 61 F 07/13/1961 **Med Rec Num:** MR01483046

Room-Bed: QI007-A
Visit: QH0054940416

Vital Signs - Continued

Pulse Oximetry (92-100 %)	98	98	98	98
O2 Delivery				
Oxygen Flow Rate (L/min)				
FIO2 (%)				
End-Tidal CO2 (mmHg)	24	34	33	33
Richmond Agitation Sedation Scale				
Richmond Agitation Sedation Scale				
Intracranial Pressure				
ICP (mmHg)				

Temperature	11/24/22 06:00	11/24/22 06:15	11/24/22 06:30	11/24/22 06:31
Temperature (97.6 F-99.6 F)				
Temperature Source				
Heart Rate	84	82	80	82
Pulse (60-100 beats/min)				
Method				
Respirations				
Respiratory Rate (12-20 breaths/min)	20	19	19	19
Blood Pressure				
Blood Pressure (90/60-120/80 mmHg)	139/61 H	140/64 H	138/63 H	138/63 H
Mean (mmHg)	87	89	88	80
Location				
Source				
Oxygen				
Pulse Oximetry (92-100 %)	98	98	98	98
O2 Delivery				
Oxygen Flow Rate (L/min)				
FIO2 (%)				
End-Tidal CO2 (mmHg)	33	31	33	27
Richmond Agitation Sedation Scale				
Richmond Agitation Sedation Scale				
Intracranial Pressure				
ICP (mmHg)				

Lyons, Kathleen A

Facility: Queen of the Valley Hospital **Location:** Q 1 Intensive Care Unit
 61 F 07/13/1961 **Med Rec Num:** MR01483046

Room-Bed: QI007-A
Visit: QH0054940416

Vital Signs - Continued

	11/24/22 06:45	11/24/22 07:00	11/24/22 07:15	11/24/22 07:30
Temperature				
Temperature (97.6 F-99.6 F)				
Temperature Source				
Heart Rate	74	78	76	77
Pulse (60-100 beats/min)				
Method				
Respirations				
Respiratory Rate (12-20 breaths/min)	22 H	18	16	16
Blood Pressure				
Blood Pressure (90/60-120/80 mmHg)	121/63 H	136/61 H	117/55 L	120/59 L
Mean (mmHg)	82	86	75	79
Location				
Source				
Oxygen				
Pulse Oximetry (92-100 %)	97	98	97	97
O2 Delivery				
Oxygen Flow Rate (L/min)				
FI02 (%)				
End-Tidal CO2 (mmHg)	32	34	35	36
Richmond Agitation Sedation Scale				
Richmond Agitation Sedation Scale				
Intracranial Pressure				
ICP (mmHg)				

Temperature	11/24/22 07:45	11/24/22 08:00	11/24/22 08:15	11/24/22 08:30
Temperature (97.6 F-99.6 F)		96.6 F L		
Temperature Source		Temporal Artery Scan		
Heart Rate				
Pulse (60-100 beats/min)	77	81	78	77

Lyons, Kathleen A

Facility: Queen of the Valley Hospital **Location:** Q 1 Intensive Care Unit
 61 F 07/13/1961 **Med Rec Num:** MR01483046

Room-Bed: QI007-A
Visit: QH0054940416

Vital Signs - Continued

Method					
Respirations					
Respiratory Rate (12-20 breaths/min)	17	16	16	17	
Blood Pressure					
Blood Pressure (90/60-120/80 mmHg)	125/58 H	126/62 H	127/59 H	125/60 H	
Mean (mmHg)	80	83	81	81	
Location					
Source					
Oxygen					
Pulse Oximetry (92-100 %)	97	97	97	97	
O2 Delivery					
Oxygen Flow Rate (L/min)					
FI02 (%)					
End-Tidal CO2 (mmHg)	36	34	35	36	
Richmond Agitation Sedation Scale					
Richmond Agitation Sedation Scale					
Intracranial Pressure					
ICP (mmHg)					

Temperature	11/24/22 08:45	11/24/22 09:00	11/24/22 09:15	11/24/22 09:30
Temperature (97.6 F-99.6 F)				
Temperature Source				
Heart Rate				
Pulse (60-100 beats/min)	85	83	87	84
Method				
Respirations				
Respiratory Rate (12-20 breaths/min)	15	16	16	11 L
Blood Pressure				
Blood Pressure (90/60-120/80 mmHg)	126/64 H	119/61	115/59 L	105/55 L
Mean (mmHg)	84	80	77	71
Location				
Source				
Oxygen				
Pulse Oximetry (92-100 %)	97	97	97	97

Lyons, Kathleen A

Facility: Queen of the Valley Hospital **Location:** Q 1 Intensive Care Unit
 61 F 07/13/1961 **Med Rec Num:** MR01483046

Room-Bed: QI007-A
Visit: QH0054940416

Vital Signs - Continued

O2 Delivery				
Oxygen Flow Rate (L/min)				
FI02 (%)				
End-Tidal CO2 (mmHg)	33	30	33	37
Richmond Agitation Sedation Scale				
Richmond Agitation Sedation Scale				
Intracranial Pressure				
ICP (mmHg)				

	11/24/22 09:45	11/24/22 10:00	11/24/22 10:15	11/24/22 10:30
Temperature				
Temperature (97.6 F-99.6 F)				
Temperature Source				
Heart Rate				
Pulse (60-100 beats/min)	81	82	90	92
Method				
Respirations				
Respiratory Rate (12-20 breaths/min)	12	12	14	16
Blood Pressure				
Blood Pressure (90/60-120/80 mmHg)	108/57 L	113/59 L	118/66	117/59 L
Mean (mmHg)	67	73	73	72
Location				
Source				
Oxygen				
Pulse Oximetry (92-100 %)	97	97	97	97
O2 Delivery				
Oxygen Flow Rate (L/min)				
FI02 (%)				
End-Tidal CO2 (mmHg)	34	33	36	35
Richmond Agitation Sedation Scale				
Richmond Agitation Sedation Scale				
Intracranial Pressure				
ICP (mmHg)				

Lyons, Kathleen A

Facility: Queen of the Valley Hospital **Location:** Q 1 Intensive Care Unit
 61 F 07/13/1961 **Med Rec Num:** MR01483046

Room-Bed: QI007-A
Visit: QH0054940416

Vital Signs - Continued

	11/24/22 10:45	11/24/22 11:00	11/24/22 11:15	11/24/22 11:30
Temperature				
Temperature (97.6 F-99.6 F)				
Temperature Source				
Heart Rate				
Pulse (60-100 beats/min)	93	87	82	98
Method				
Respirations				
Respiratory Rate (12-20 breaths/min)	16	16	16	16
Blood Pressure				
Blood Pressure (90/60-120/80 mmHg)	114/63	112/63	114/56 L	114/63
Mean (mmHg)	76	75	65	74
Location				
Source				
Oxygen				
Pulse Oximetry (92-100 %)	97	97	97	97
O2 Delivery				
Oxygen Flow Rate (L/min)				
FI02 (%)				
End-Tidal CO2 (mmHg)	36	29	36	38
Richmond Agitation Sedation Scale				
Richmond Agitation Sedation Scale				
Intracranial Pressure				
ICP (mmHg)				

Temperature	11/24/22 11:45	11/24/22 12:00	11/24/22 12:15	11/24/22 12:30
Temperature (97.6 F-99.6 F)		96.8 F L		
Temperature Source		Temporal Artery Scan		
Heart Rate				
Pulse (60-100 beats/min)	99	103 H	106 H	106 H

Lyons, Kathleen A

Facility: Queen of the Valley Hospital **Location:** Q 1 Intensive Care Unit
 61 F 07/13/1961 **Med Rec Num:** MR01483046

Room-Bed: QI007-A
Visit: QH0054940416

Vital Signs - Continued

Method					
Respirations					
Respiratory Rate (12-20 breaths/min)	16	16	16	16	16
Blood Pressure					
Blood Pressure (90/60-120/80 mmHg)	119/63	102/57 L	106/64	109/57 L	
Mean (mmHg)	75	69	75	75	70
Location					
Source					
Oxygen					
Pulse Oximetry (92-100 %)	97	97	97	97	97
O2 Delivery					
Oxygen Flow Rate (L/min)					
FI02 (%)					
End-Tidal CO2 (mmHg)	37	37	37	37	36
Richmond Agitation Sedation Scale					
Richmond Agitation Sedation Scale					
Intracranial Pressure					
ICP (mmHg)					

Temperature	11/24/22 12:45	11/24/22 13:00	11/24/22 13:15	11/24/22 13:17
Temperature (97.6 F-99.6 F)				
Temperature Source				
Heart Rate				
Pulse (60-100 beats/min)	106 H	103 H	99	98
Method				
Respirations				
Respiratory Rate (12-20 breaths/min)	16	14	16	22 H
Blood Pressure				
Blood Pressure (90/60-120/80 mmHg)	93/62	103/65	63/41 L	67/40 L
Mean (mmHg)	70	74	47	47
Location				
Source				
Oxygen				
Pulse Oximetry (92-100 %)	97	97	97	96

Lyons, Kathleen A
Facility: Queen of the Valley Hospital **Location:** Q 1 Intensive Care Unit
 61 F 07/13/1961 **Med Rec Num:** MR01483046

Room-Bed: QI007-A
Visit: QH0054940416

Vital Signs - Continued

O2 Delivery				
Oxygen Flow Rate (L/min)				
FI02 (%)				
End-Tidal CO2 (mmHg)	31	36	34	32
Richmond Agitation Sedation Scale				
Richmond Agitation Sedation Scale				
Intracranial Pressure				
ICP (mmHg)				

Temperature	11/24/22 13:30	11/24/22 13:45	11/24/22 14:00	11/24/22 14:15
Temperature (97.6 F-99.6 F)				
Temperature Source				
Heart Rate	92	94	95	98
Pulse (60-100 beats/min)				
Method				
Respirations				
Respiratory Rate (12-20 breaths/min)	16	13	19	17
Blood Pressure				
Blood Pressure (90/60-120/80 mmHg)	55/40 L	88/55 L	97/50 L	86/56 L
Mean (mmHg)	43	62	63	61
Location				
Source				
Oxygen				
Pulse Oximetry (92-100 %)	97	97	97	97
O2 Delivery				
Oxygen Flow Rate (L/min)				
FI02 (%)				
End-Tidal CO2 (mmHg)	33	29	32	27
Richmond Agitation Sedation Scale				
Richmond Agitation Sedation Scale				
Intracranial Pressure				
ICP (mmHg)				

Lyons, Kathleen A

Facility: Queen of the Valley Hospital **Location:** Q 1 Intensive Care Unit
 61 F 07/13/1961 **Med Rec Num:** MR01483046

Room-Bed: QI007-A
Visit: QH0054940416

Vital Signs - Continued

Temperature	11/24/22 14:30	11/24/22 14:45	11/24/22 14:55	11/24/22 15:00
Temperature (97.6 F-99.6 F)				
Temperature Source				
Heart Rate	99	93	90	87
Pulse (60-100 beats/min)				
Method				
Respirations				
Respiratory Rate (12-20 breaths/min)	14	16	16	16
Blood Pressure				
Blood Pressure (90/60-120/80 mmHg)	94/54 L	79/42 L	72/34 L	41/27 L
Mean (mmHg)	62	51	44	31
Location				
Source				
Oxygen				
Pulse Oximetry (92-100 %)	97	97	97	96
O2 Delivery				
Oxygen Flow Rate (L/min)				
FI02 (%)				
End-Tidal CO2 (mmHg)	31	33	31	31
Richmond Agitation Sedation Scale				
Richmond Agitation Sedation Scale				
Intracranial Pressure				
ICP (mmHg)				

Temperature	11/24/22 15:11	11/24/22 15:15	11/24/22 15:30	11/24/22 15:45
Temperature (97.6 F-99.6 F)				
Temperature Source				
Heart Rate	78	77	74	73
Pulse (60-100 beats/min)				
Method				

Lyons, Kathleen A

Facility: Queen of the Valley Hospital **Location:** Q 1 Intensive Care Unit
 61 F 07/13/1961 **Med Rec Num:** MR01483046

Room-Bed: QI007-A
Visit: QH0054940416

Vital Signs - Continued

Respirations					
Respiratory Rate (12-20 breaths/min)	16	16	16	16	
Blood Pressure					
Blood Pressure (90/60-120/80 mmHg)	61/28 L	52/30 L	63/34 L	64/33 L	
Mean (mmHg)	35	35	41	40	
Location					
Source					
Oxygen					
Pulse Oximetry (92-100 %)	96	96	96	96	
O2 Delivery					
Oxygen Flow Rate (L/min)					
FIO2 (%)					
End-Tidal CO2 (mmHg)	30	30	30	29	
Richmond Agitation Sedation Scale					
Richmond Agitation Sedation Scale					
Intracranial Pressure					
ICP (mmHg)					

Temperature		11/24/22 16:00	11/24/22 16:15	11/24/22 16:30	11/24/22 16:45
Temperature (97.6 F-99.6 F)		96.1 F L			
Temperature Source		Temporal Artery Scan			
Heart Rate					
Pulse (60-100 beats/min)	73	72	72	71	
Method					
Respirations					
Respiratory Rate (12-20 breaths/min)	16	16	16	16	
Blood Pressure					
Blood Pressure (90/60-120/80 mmHg)	66/41 L	72/40 L	79/35 L	73/45 L	
Mean (mmHg)	46	46	46	51	
Location					
Source					
Oxygen					
Pulse Oximetry (92-100 %)	96	96	96	96	

Lyons, Kathleen A

Facility: Queen of the Valley Hospital **Location:** Q 1 Intensive Care Unit
 61 F 07/13/1961 **Med Rec Num:** MR01483046

Room-Bed: QI007-A
Visit: QH0054940416

Vital Signs - Continued

O2 Delivery				
Oxygen Flow Rate (L/min)				
FI02 (%)				
End-Tidal CO2 (mmHg)	27	30	30	30
Richmond Agitation Sedation Scale				
Richmond Agitation Sedation Scale				
Intracranial Pressure				
ICP (mmHg)				

	11/24/22 17:00	11/24/22 17:15	11/24/22 17:30	11/24/22 17:45
Temperature				
Temperature (97.6 F-99.6 F)				
Temperature Source				
Heart Rate	71	71	70	69
Pulse (60-100 beats/min)				
Method				
Respirations				
Respiratory Rate (12-20 breaths/min)	16	16	16	16
Blood Pressure				
Blood Pressure (90/60-120/80 mmHg)	71/40 L	69/36 L	68/38 L	70/44 L
Mean (mmHg)	47	43	46	51
Location				
Source				
Oxygen				
Pulse Oximetry (92-100 %)	96	96	96	96
O2 Delivery				
Oxygen Flow Rate (L/min)				
FI02 (%)				
End-Tidal CO2 (mmHg)	30	29	29	28
Richmond Agitation Sedation Scale				
Richmond Agitation Sedation Scale				
Intracranial Pressure				
ICP (mmHg)				

Lyons, Kathleen A

Facility: Queen of the Valley Hospital **Location:** Q 1 Intensive Care Unit
 61 F 07/13/1961 **Med Rec Num:** MR01483046

Room-Bed: QI007-A
Visit: QH0054940416

Vital Signs - Continued

	11/24/22 18:00	11/24/22 18:15	11/24/22 18:30	11/24/22 20:00
Temperature				96.5 F L
Temperature (97.6 F-99.6 F)				Tympanic
Temperature Source				
Heart Rate	70	70	70	
Pulse (60-100 beats/min)				
Method				
Respirations				
Respiratory Rate (12-20 breaths/min)	16	16	16	
Blood Pressure				
Blood Pressure (90/60-120/80 mmHg)	72/47 L	74/44 L	74/44 L	
Mean (mmHg)	51	51	51	
Location				
Source				
Oxygen				
Pulse Oximetry (92-100 %)	96	96	96	
O2 Delivery				
Oxygen Flow Rate (L/min)				
FI02 (%)				
End-Tidal CO2 (mmHg)	29	29	28	
Richmond Agitation Sedation Scale				
Richmond Agitation Sedation Scale				
Intracranial Pressure				
ICP (mmHg)				

	11/25/22 00:00	11/25/22 00:01	11/25/22 00:15	11/25/22 00:16
Temperature				
Temperature (97.6 F-99.6 F)	96.5 F L			
Temperature Source	Tympanic			
Heart Rate				
Pulse (60-100 beats/min)	66		66	66
Method				

Lyons, Kathleen A

Facility: Queen of the Valley Hospital **Location:** Q 1 Intensive Care Unit
 61 F 07/13/1961 **Med Rec Num:** MR01483046

Room-Bed: QI007-A
Visit: QH0054940416

Vital Signs - Continued

Respirations				
Respiratory Rate (12-20 breaths/min)		13	14	14
Blood Pressure				
Blood Pressure (90/60-120/80 mmHg)		83/46 L		78/47 L
Mean (mmHg)		53		54
Location				
Source				
Oxygen				
Pulse Oximetry (92-100 %)		95	95	95
O2 Delivery				
Oxygen Flow Rate (L/min)				
FIO2 (%)				
End-Tidal CO2 (mmHg)		24	24	24
Richmond Agitation Sedation Scale				
Richmond Agitation Sedation Scale				
Intracranial Pressure				
ICP (mmHg)				

Temperature		11/25/22 00:30	11/25/22 00:31	11/25/22 00:45	11/25/22 00:46
Temperature (97.6 F-99.6 F)					
Temperature Source					
Heart Rate					
Pulse (60-100 beats/min)		66	66	67	67
Method					
Respirations					
Respiratory Rate (12-20 breaths/min)		14	16	13	13
Blood Pressure					
Blood Pressure (90/60-120/80 mmHg)			81/47 L		78/48 L
Mean (mmHg)			53		55
Location					
Source					
Oxygen					
Pulse Oximetry (92-100 %)		95	95	95	95
O2 Delivery					

Lyons, Kathleen A

Facility: Queen of the Valley Hospital **Location:** Q 1 Intensive Care Unit
 61 F 07/13/1961 **Med Rec Num:** MR01483046

Room-Bed: QI007-A
Visit: QH0054940416

Vital Signs - Continued

Oxygen Flow Rate (L/min)				
FI02 (%)				
End-Tidal CO2 (mmHg)	24	21	23	24
Richmond Agitation Sedation Scale				
Richmond Agitation Sedation Scale				
Intracranial Pressure				
ICP (mmHg)				

	11/25/22 01:00	11/25/22 01:01	11/25/22 01:15	11/25/22 01:16
Temperature				
Temperature (97.6 F-99.6 F)				
Temperature Source				
Heart Rate				
Pulse (60-100 beats/min)	67	67	67	67
Method				
Respirations				
Respiratory Rate (12-20 breaths/min)	14	13	14	11 L
Blood Pressure				
Blood Pressure (90/60-120/80 mmHg)		81/43 L		83/48 L
Mean (mmHg)		51		55
Location				
Source				
Oxygen				
Pulse Oximetry (92-100 %)	95	95	95	95
O2 Delivery				
Oxygen Flow Rate (L/min)				
FI02 (%)				
End-Tidal CO2 (mmHg)	24	24	24	24
Richmond Agitation Sedation Scale				
Richmond Agitation Sedation Scale				
Intracranial Pressure				
ICP (mmHg)				

Lyons, Kathleen A

Facility: Queen of the Valley Hospital **Location:** Q 1 Intensive Care Unit
 61 F 07/13/1961 **Med Rec Num:** MR01483046

Room-Bed: QI007-A
Visit: QH0054940416

Vital Signs - Continued

	11/25/22 01:30	11/25/22 01:31	11/25/22 01:45	11/25/22 01:46
Temperature				
Temperature (97.6 F-99.6 F)				
Temperature Source				
Heart Rate				
Pulse (60-100 beats/min)	67	66	67	66
Method				
Respirations				
Respiratory Rate (12-20 breaths/min)	17	9 L	13	12
Blood Pressure				
Blood Pressure (90/60-120/80 mmHg)		82/47 L		85/50 L
Mean (mmHg)		55		57
Location				
Source				
Oxygen				
Pulse Oximetry (92-100 %)	95	95	95	95
O2 Delivery				
Oxygen Flow Rate (L/min)				
FI02 (%)				
End-Tidal CO2 (mmHg)	24	22	24	24
Richmond Agitation Sedation Scale				
Richmond Agitation Sedation Scale				
Intracranial Pressure				
ICP (mmHg)				

	11/25/22 02:00	11/25/22 02:01	11/25/22 02:15	11/25/22 02:16
Temperature				
Temperature (97.6 F-99.6 F)				
Temperature Source				
Heart Rate				
Pulse (60-100 beats/min)	66	66	67	67
Method				

Lyons, Kathleen A

Facility: Queen of the Valley Hospital **Location:** Q 1 Intensive Care Unit
 61 F 07/13/1961 **Med Rec Num:** MR01483046

Room-Bed: QI007-A
Visit: QH0054940416

Vital Signs - Continued

Respirations				
Respiratory Rate (12-20 breaths/min)	12	10 L	13	12
Blood Pressure		84/47 L		82/51 L
Blood Pressure (90/60-120/80 mmHg)		56		58
Mean (mmHg)				
Location				
Source				
Oxygen				
Pulse Oximetry (92-100 %)	95	95	95	95
O2 Delivery				
Oxygen Flow Rate (L/min)				
FIO2 (%)				
End-Tidal CO2 (mmHg)	24	24	24	24
Richmond Agitation Sedation Scale				
Richmond Agitation Sedation Scale				
Intracranial Pressure				
ICP (mmHg)				

Temperature	11/25/22 02:30	11/25/22 02:31	11/25/22 02:45	11/25/22 02:46
Temperature (97.6 F-99.6 F)				
Temperature Source				
Heart Rate				
Pulse (60-100 beats/min)	67	66	66	66
Method				
Respirations				
Respiratory Rate (12-20 breaths/min)	14	16	16	17
Blood Pressure				
Blood Pressure (90/60-120/80 mmHg)		81/47 L		81/47 L
Mean (mmHg)		55		56
Location				
Source				
Oxygen				
Pulse Oximetry (92-100 %)	95	95	95	95
O2 Delivery				

Lyons, Kathleen A

Facility: Queen of the Valley Hospital **Location:** Q 1 Intensive Care Unit
 61 F 07/13/1961 **Med Rec Num:** MR01483046

Room-Bed: QI007-A
Visit: QH0054940416

Vital Signs - Continued

Oxygen Flow Rate (L/min)				
FI02 (%)				
End-Tidal CO2 (mmHg)	23	24	24	23
Richmond Agitation Sedation Scale				
Richmond Agitation Sedation Scale				
Intracranial Pressure				
ICP (mmHg)				

	11/25/22 03:00	11/25/22 03:01	11/25/22 03:15	11/25/22 03:16
Temperature				
Temperature (97.6 F-99.6 F)				
Temperature Source				
Heart Rate				
Pulse (60-100 beats/min)	66	66	66	66
Method				
Respirations				
Respiratory Rate (12-20 breaths/min)	16	16	16	16
Blood Pressure				
Blood Pressure (90/60-120/80 mmHg)		82/45 L		81/48 L
Mean (mmHg)		52		55
Location				
Source				
Oxygen				
Pulse Oximetry (92-100 %)	95	95	95	94
O2 Delivery				
Oxygen Flow Rate (L/min)				
FI02 (%)				
End-Tidal CO2 (mmHg)	24	24	23	24
Richmond Agitation Sedation Scale				
Richmond Agitation Sedation Scale				
Intracranial Pressure				
ICP (mmHg)				

Lyons, Kathleen A

Facility: Queen of the Valley Hospital **Location:** Q 1 Intensive Care Unit
 61 F 07/13/1961 **Med Rec Num:** MR01483046

Room-Bed: QI007-A
Visit: QH0054940416

Vital Signs - Continued

	11/25/22 03:30	11/25/22 03:31	11/25/22 03:45	11/25/22 03:46
Temperature				
Temperature (97.6 F-99.6 F)				
Temperature Source				
Heart Rate				
Pulse (60-100 beats/min)	65	65	65	64
Method				
Respirations				
Respiratory Rate (12-20 breaths/min)	16	16	16	16
Blood Pressure				
Blood Pressure (90/60-120/80 mmHg)		83/46 L		81/50 L
Mean (mmHg)		54		57
Location				
Source				
Oxygen				
Pulse Oximetry (92-100 %)	94	94	94	94
O2 Delivery				
Oxygen Flow Rate (L/min)				
FI02 (%)				
End-Tidal CO2 (mmHg)	18	23	23	23
Richmond Agitation Sedation Scale				
Richmond Agitation Sedation Scale				
Intracranial Pressure				
ICP (mmHg)				

	11/25/22 04:00	11/25/22 04:01	11/25/22 04:15	11/25/22 04:16
Temperature				
Temperature (97.6 F-99.6 F)	96.2 F L			
Temperature Source	Tympanic			
Heart Rate				
Pulse (60-100 beats/min)	65	65	64	64
Method				

Lyons, Kathleen A

Facility: Queen of the Valley Hospital **Location:** Q 1 Intensive Care Unit
 61 F 07/13/1961 **Med Rec Num:** MR01483046

Room-Bed: QI007-A
Visit: QH0054940416

Vital Signs - Continued

Respirations				
Respiratory Rate (12-20 breaths/min)	16	16	16	16
Blood Pressure		83/55 L		89/53 L
Blood Pressure (90/60-120/80 mmHg)		62		61
Mean (mmHg)				
Location				
Source				
Oxygen				
Pulse Oximetry (92-100 %)	94	94	94	94
O2 Delivery				
Oxygen Flow Rate (L/min)				
FIO2 (%)				
End-Tidal CO2 (mmHg)	23	18	23	23
Richmond Agitation Sedation Scale				
Richmond Agitation Sedation Scale				
Intracranial Pressure				
ICP (mmHg)				

Temperature	11/25/22 04:30	11/25/22 04:31	11/25/22 04:45	11/25/22 04:46
Temperature (97.6 F-99.6 F)				
Temperature Source				
Heart Rate				
Pulse (60-100 beats/min)	63	63	67	67
Method				
Respirations				
Respiratory Rate (12-20 breaths/min)	16	16	16	16
Blood Pressure				
Blood Pressure (90/60-120/80 mmHg)		87/54 L		99/52 L
Mean (mmHg)		62		61
Location				
Source				
Oxygen				
Pulse Oximetry (92-100 %)	94	94		
O2 Delivery				

Lyons, Kathleen A

Facility: Queen of the Valley Hospital **Location:** Q 1 Intensive Care Unit
 61 F 07/13/1961 **Med Rec Num:** MR01483046

Room-Bed: QI007-A
Visit: QH0054940416

Vital Signs - Continued

Oxygen Flow Rate (L/min)				
FI02 (%)				
End-Tidal CO2 (mmHg)	23	21	24	23
Richmond Agitation Sedation Scale				
Richmond Agitation Sedation Scale				
Intracranial Pressure				
ICP (mmHg)				

	11/25/22 05:00	11/25/22 05:01	11/25/22 05:15	11/25/22 05:16
Temperature				
Temperature (97.6 F-99.6 F)				
Temperature Source				
Heart Rate				
Pulse (60-100 beats/min)	65	65	64	64
Method				
Respirations				
Respiratory Rate (12-20 breaths/min)	18	16	16	16
Blood Pressure				
Blood Pressure (90/60-120/80 mmHg)		87/44 L	86/46 L	
Mean (mmHg)		53	55	
Location				
Source				
Oxygen				
Pulse Oximetry (92-100 %)	91 L	92	92	92
O2 Delivery				
Oxygen Flow Rate (L/min)				
FI02 (%)				
End-Tidal CO2 (mmHg)	23	23	24	24
Richmond Agitation Sedation Scale				
Richmond Agitation Sedation Scale				
Intracranial Pressure				
ICP (mmHg)				

Lyons, Kathleen A

Facility: Queen of the Valley Hospital **Location:** Q 1 Intensive Care Unit
 61 F 07/13/1961 **Med Rec Num:** MR01483046

Room-Bed: QI007-A
Visit: QH0054940416

Vital Signs - Continued

	11/25/22 05:30	11/25/22 05:31	11/25/22 05:45	11/25/22 05:46
Temperature				
Temperature (97.6 F-99.6 F)				
Temperature Source				
Heart Rate				
Pulse (60-100 beats/min)	63	63	62	62
Method				
Respirations				
Respiratory Rate (12-20 breaths/min)	16	16	16	16
Blood Pressure				
Blood Pressure (90/60-120/80 mmHg)	84/51 L		85/51 L	
Mean (mmHg)	58		58	
Location				
Source				
Oxygen				
Pulse Oximetry (92-100 %)	92	92	93	93
O2 Delivery				
Oxygen Flow Rate (L/min)				
FI02 (%)				
End-Tidal CO2 (mmHg)	24	24	24	24
Richmond Agitation Sedation Scale				
Richmond Agitation Sedation Scale				
Intracranial Pressure				
ICP (mmHg)				

	11/25/22 06:00	11/25/22 06:01	11/25/22 06:15	11/25/22 06:45
Temperature				
Temperature (97.6 F-99.6 F)				
Temperature Source				
Heart Rate				
Pulse (60-100 beats/min)	62	61	61	60
Method				

Lyons, Kathleen A

Facility: Queen of the Valley Hospital **Location:** Q 1 Intensive Care Unit
 61 F 07/13/1961 **Med Rec Num:** MR01483046

Room-Bed: QI007-A
Visit: QH0054940416

Vital Signs - Continued

Respirations				
Respiratory Rate (12-20 breaths/min)	16	16	16	16
Blood Pressure				
Blood Pressure (90/60-120/80 mmHg)	88/52 L		85/49 L	81/40 L
Mean (mmHg)	58		56	48
Location				
Source				
Oxygen				
Pulse Oximetry (92-100 %)	92	93	93	93
O2 Delivery				
Oxygen Flow Rate (L/min)				
FIO2 (%)				
End-Tidal CO2 (mmHg)	24	24	24	24
Richmond Agitation Sedation Scale				
Richmond Agitation Sedation Scale				
Intracranial Pressure				
ICP (mmHg)				

Temperature	11/25/22 07:00	11/25/22 07:15	11/25/22 07:30	11/25/22 07:45
Temperature (97.6 F-99.6 F)				
Temperature Source				
Heart Rate				
Pulse (60-100 beats/min)	60	59 L	60	59 L
Method				
Respirations				
Respiratory Rate (12-20 breaths/min)	16	16	16	16
Blood Pressure				
Blood Pressure (90/60-120/80 mmHg)	77/41 L	86/50 L	88/54 L	93/52 L
Mean (mmHg)	48	56	62	60
Location				
Source				
Oxygen				
Pulse Oximetry (92-100 %)	93	95	95	95
O2 Delivery				

Lyons, Kathleen A

Facility: Queen of the Valley Hospital **Location:** Q 1 Intensive Care Unit
 61 F 07/13/1961 **Med Rec Num:** MR01483046

Room-Bed: QI007-A
Visit: QH0054940416

Vital Signs - Continued

Oxygen Flow Rate (L/min)				
FI02 (%)				
End-Tidal CO2 (mmHg)	23	20	23	22
Richmond Agitation Sedation Scale				
Richmond Agitation Sedation Scale				
Intracranial Pressure				
ICP (mmHg)				

	11/25/22 08:00	11/25/22 08:15	11/25/22 08:30	11/25/22 08:45
Temperature				
Temperature (97.6 F-99.6 F)	96.3 F L			
Temperature Source	Axillary			
Heart Rate				
Pulse (60-100 beats/min)	59 L	59 L	58 L	59 L
Method				
Respirations				
Respiratory Rate (12-20 breaths/min)	16	16	16	16
Blood Pressure				
Blood Pressure (90/60-120/80 mmHg)	91/54 L	92/55 L	95/55 L	94/55 L
Mean (mmHg)	62	64	63	65
Location				
Source				
Oxygen				
Pulse Oximetry (92-100 %)	95	95	95	95
O2 Delivery				
Oxygen Flow Rate (L/min)				
FI02 (%)				
End-Tidal CO2 (mmHg)	22	23	22	22
Richmond Agitation Sedation Scale				
Richmond Agitation Sedation Scale				
Intracranial Pressure				
ICP (mmHg)				

Lyons, Kathleen A

Facility: Queen of the Valley Hospital **Location:** Q 1 Intensive Care Unit
 61 F 07/13/1961 **Med Rec Num:** MR01483046

Room-Bed: QI007-A
Visit: QH0054940416

Vital Signs - Continued

Temperature	11/25/22 09:00	11/25/22 09:15	11/25/22 09:30	11/25/22 09:45
Temperature (97.6 F-99.6 F)				
Temperature Source				
Heart Rate				
Pulse (60-100 beats/min)	58 L	59 L	58 L	57 L
Method				
Respirations				
Respiratory Rate (12-20 breaths/min)	16	16	16	16
Blood Pressure				
Blood Pressure (90/60-120/80 mmHg)	93/55 L	91/53 L	92/52 L	85/51 L
Mean (mmHg)	63	62	60	59
Location				
Source				
Oxygen				
Pulse Oximetry (92-100 %)	95	95	95	95
O2 Delivery				
Oxygen Flow Rate (L/min)				
FI02 (%)				
End-Tidal CO2 (mmHg)	20	23	22	22
Richmond Agitation Sedation Scale				
Richmond Agitation Sedation Scale				
Intracranial Pressure				
ICP (mmHg)				

Temperature	11/25/22 10:00	11/25/22 10:15	11/25/22 10:30	11/25/22 10:45
Temperature (97.6 F-99.6 F)				
Temperature Source				
Heart Rate				
Pulse (60-100 beats/min)	57 L	58 L	60	63
Method				

Lyons, Kathleen A

Facility: Queen of the Valley Hospital **Location:** Q 1 Intensive Care Unit
 61 F 07/13/1961 **Med Rec Num:** MR01483046

Room-Bed: QI007-A
Visit: QH0054940416

Vital Signs - Continued

Respirations				
Respiratory Rate (12-20 breaths/min)	16	16	16	16
Blood Pressure				
Blood Pressure (90/60-120/80 mmHg)	85/54 L	97/53 L	94/51 L	99/57 L
Mean (mmHg)	60	61	61	67
Location				
Source				
Oxygen				
Pulse Oximetry (92-100 %)	95	96	95	96
O2 Delivery				
Oxygen Flow Rate (L/min)				
FIO2 (%)				
End-Tidal CO2 (mmHg)	18	22	22	24
Richmond Agitation Sedation Scale				
Richmond Agitation Sedation Scale				
Intracranial Pressure				
ICP (mmHg)				

Temperature				
Temperature (97.6 F-99.6 F)	11/25/22 11:00	11/25/22 11:15	11/25/22 11:30	11/25/22 11:45
Temperature Source				
Heart Rate				
Pulse (60-100 beats/min)	62	68	67	67
Method				
Respirations				
Respiratory Rate (12-20 breaths/min)	16	16	16	16
Blood Pressure				
Blood Pressure (90/60-120/80 mmHg)	86/46 L	94/52 L	93/47 L	89/47 L
Mean (mmHg)	54	62	56	57
Location				
Source				
Oxygen				
Pulse Oximetry (92-100 %)	94	95	95	95
O2 Delivery				

Lyons, Kathleen A

Facility: Queen of the Valley Hospital **Location:** Q 1 Intensive Care Unit
 61 F 07/13/1961 **Med Rec Num:** MR01483046

Room-Bed: QI007-A
Visit: QH0054940416

Vital Signs - Continued

Oxygen Flow Rate (L/min)				
FI02 (%)				
End-Tidal CO2 (mmHg)	23	25	24	24
Richmond Agitation Sedation Scale				
Richmond Agitation Sedation Scale				
Intracranial Pressure				
ICP (mmHg)				

	11/25/22 12:00	11/25/22 12:15	11/25/22 12:30	11/25/22 12:45
Temperature				
Temperature (97.6 F-99.6 F)	96.1 F L			
Temperature Source	Temporal Artery Scan			
Heart Rate				
Pulse (60-100 beats/min)	67	68	69	69
Method				
Respirations				
Respiratory Rate (12-20 breaths/min)	16	16	16	16
Blood Pressure				
Blood Pressure (90/60-120/80 mmHg)	86/42 L	87/45 L	86/44 L	86/41 L
Mean (mmHg)	52	53	53	50
Location				
Source				
Oxygen				
Pulse Oximetry (92-100 %)	95	95	94	95
O2 Delivery				
Oxygen Flow Rate (L/min)				
FI02 (%)				
End-Tidal CO2 (mmHg)	25	25	25	26
Richmond Agitation Sedation Scale				
Richmond Agitation Sedation Scale				
Intracranial Pressure				
ICP (mmHg)				

Lyons, Kathleen A

Facility: Queen of the Valley Hospital **Location:** Q 1 Intensive Care Unit
 61 F 07/13/1961 **Med Rec Num:** MR01483046

Room-Bed: QI007-A
Visit: QH0054940416

Vital Signs - Continued

Temperature	11/25/22 13:00	11/25/22 13:15	11/25/22 13:30	11/25/22 13:45
Temperature (97.6 F-99.6 F)				
Temperature Source				
Heart Rate				
Pulse (60-100 beats/min)	70	72	73	74
Method				
Respirations				
Respiratory Rate (12-20 breaths/min)	16	16	16	16
Blood Pressure				
Blood Pressure (90/60-120/80 mmHg)	82/42 L	82/42 L	86/40 L	85/43 L
Mean (mmHg)	50	50	49	51
Location				
Source				
Oxygen				
Pulse Oximetry (92-100 %)	95	96	96	96
O2 Delivery				
Oxygen Flow Rate (L/min)				
FI02 (%)				
End-Tidal CO2 (mmHg)	26	27	27	27
Richmond Agitation Sedation Scale				
Richmond Agitation Sedation Scale				
Intracranial Pressure				
ICP (mmHg)				

Temperature	11/25/22 14:00	11/25/22 14:15	11/25/22 14:30	11/25/22 14:45
Temperature (97.6 F-99.6 F)				
Temperature Source				
Heart Rate				
Pulse (60-100 beats/min)	75	78	78	77
Method				

Lyons, Kathleen A

Facility: Queen of the Valley Hospital **Location:** Q 1 Intensive Care Unit
 61 F 07/13/1961 **Med Rec Num:** MR01483046

Room-Bed: QI007-A
Visit: QH0054940416

Vital Signs - Continued

Respirations				
Respiratory Rate (12-20 breaths/min)	16	16	16	16
Blood Pressure				
Blood Pressure (90/60-120/80 mmHg)	90/41 L	91/38 L	80/36 L	75/39 L
Mean (mmHg)	51	47	45	45
Location				
Source				
Oxygen				
Pulse Oximetry (92-100 %)	96	96	95	95
O2 Delivery				
Oxygen Flow Rate (L/min)				
FIO2 (%)				
End-Tidal CO2 (mmHg)	27	28	28	29
Richmond Agitation Sedation Scale				
Richmond Agitation Sedation Scale				
Intracranial Pressure				
ICP (mmHg)				

Temperature				
Temperature (97.6 F-99.6 F)	11/25/22 15:00	11/25/22 15:15	11/25/22 15:30	11/25/22 15:45
Temperature Source				
Heart Rate				
Pulse (60-100 beats/min)	80	81	82	83
Method				
Respirations				
Respiratory Rate (12-20 breaths/min)	16	16	16	16
Blood Pressure				
Blood Pressure (90/60-120/80 mmHg)	75/37 L	79/34 L	83/38 L	86/36 L
Mean (mmHg)	45	44	53	52
Location				
Source				
Oxygen				
Pulse Oximetry (92-100 %)	95	95	96	96
O2 Delivery				

Lyons, Kathleen A

Facility: Queen of the Valley Hospital **Location:** Q 1 Intensive Care Unit
 61 F 07/13/1961 **Med Rec Num:** MR01483046

Room-Bed: QI007-A
Visit: QH0054940416

Vital Signs - Continued

Oxygen Flow Rate (L/min)				
FI02 (%)				
End-Tidal CO2 (mmHg)	29	30	30	30
Richmond Agitation Sedation Scale				
Richmond Agitation Sedation Scale				
Intracranial Pressure				
ICP (mmHg)				

	11/25/22 16:00	11/25/22 16:15	11/25/22 16:30	11/25/22 16:45
Temperature				
Temperature (97.6 F-99.6 F)	97.2 F L			
Temperature Source	Temporal Artery Scan			
Heart Rate				
Pulse (60-100 beats/min)	85	86	86	87
Method				
Respirations				
Respiratory Rate (12-20 breaths/min)	14	16	14	16
Blood Pressure				
Blood Pressure (90/60-120/80 mmHg)	83/33 L	79/34 L	80/35 L	76/33 L
Mean (mmHg)	49	49	50	47
Location				
Source				
Oxygen				
Pulse Oximetry (92-100 %)	96	96	96	96
O2 Delivery				
Oxygen Flow Rate (L/min)				
FI02 (%)				
End-Tidal CO2 (mmHg)	30	30	31	31
Richmond Agitation Sedation Scale				
Richmond Agitation Sedation Scale				
Intracranial Pressure				
ICP (mmHg)				

Lyons, Kathleen A

Facility: Queen of the Valley Hospital **Location:** Q 1 Intensive Care Unit
 61 F 07/13/1961 **Med Rec Num:** MR01483046

Room-Bed: QI007-A
Visit: QH0054940416

Vital Signs - Continued

Temperature	11/25/22 17:00	11/25/22 17:15	11/25/22 17:30	11/25/22 17:45
Temperature (97.6 F-99.6 F)				
Temperature Source				
Heart Rate	87	92	88	88
Pulse (60-100 beats/min)				
Method				
Respirations				
Respiratory Rate (12-20 breaths/min)	16	16	16	16
Blood Pressure				
Blood Pressure (90/60-120/80 mmHg)	76/36 L	83/36 L	75/32 L	74/33 L
Mean (mmHg)	49	51	46	46
Location				
Source				
Oxygen				
Pulse Oximetry (92-100 %)	95	96	95	95
O2 Delivery				
Oxygen Flow Rate (L/min)				
FI02 (%)				
End-Tidal CO2 (mmHg)	32	32	32	33
Richmond Agitation Sedation Scale				
Richmond Agitation Sedation Scale				
Intracranial Pressure				
ICP (mmHg)				

Temperature	11/25/22 18:00	11/25/22 18:15	11/25/22 18:23	11/25/22 18:30
Temperature (97.6 F-99.6 F)				
Temperature Source				
Heart Rate	87	103 H	103 H	101 H
Pulse (60-100 beats/min)				
Method				

Lyons, Kathleen A

Facility: Queen of the Valley Hospital **Location:** Q 1 Intensive Care Unit
 61 F 07/13/1961 **Med Rec Num:** MR01483046

Room-Bed: QI007-A
Visit: QH0054940416

Vital Signs - Continued

Respirations				
Respiratory Rate (12-20 breaths/min)	16	16	16	16
Blood Pressure				
Blood Pressure (90/60-120/80 mmHg)	85/44 L	133/66 H	131/58 H	124/55 H
Mean (mmHg)	57	88	74	78
Location				
Source				
Oxygen				
Pulse Oximetry (92-100 %)	95	98	97	97
O2 Delivery				
Oxygen Flow Rate (L/min)				
FIO2 (%)				
End-Tidal CO2 (mmHg)	32	31	31	32
Richmond Agitation Sedation Scale				
Richmond Agitation Sedation Scale				
Intracranial Pressure				
ICP (mmHg)				

Temperature	11/25/22	11/25/22	11/25/22	11/25/22
Temperature (97.6 F-99.6 F)	18:45	18:47	19:00	19:01
Temperature Source				
Heart Rate				
Pulse (60-100 beats/min)	102 H	101 H	101 H	102 H
Method				
Respirations				
Respiratory Rate (12-20 breaths/min)	16	16	16	16
Blood Pressure				
Blood Pressure (90/60-120/80 mmHg)	126/57 H			121/50 H
Mean (mmHg)	80			66
Location				
Source				
Oxygen				
Pulse Oximetry (92-100 %)	97	97	97	97
O2 Delivery				

Lyons, Kathleen A

Facility: Queen of the Valley Hospital **Location:** Q 1 Intensive Care Unit
 61 F 07/13/1961 **Med Rec Num:** MR01483046

Room-Bed: QI007-A
Visit: QH0054940416

Vital Signs - Continued

Oxygen Flow Rate (L/min)				
FI02 (%)				
End-Tidal CO2 (mmHg)	30	31	27	36
Richmond Agitation Sedation Scale				
Richmond Agitation Sedation Scale				
Intracranial Pressure				
ICP (mmHg)				

	11/25/22 19:15	11/25/22 19:16	11/25/22 19:30	11/25/22 19:31
Temperature				
Temperature (97.6 F-99.6 F)				
Temperature Source				
Heart Rate				
Pulse (60-100 beats/min)	101 H	102 H	102 H	102 H
Method				
Respirations				
Respiratory Rate (12-20 breaths/min)	16	16	16	16
Blood Pressure				
Blood Pressure (90/60-120/80 mmHg)		118/52 L		119/55 L
Mean (mmHg)		67		69
Location				
Source				
Oxygen				
Pulse Oximetry (92-100 %)	97	97	97	96
O2 Delivery				
Oxygen Flow Rate (L/min)				
FI02 (%)				
End-Tidal CO2 (mmHg)	32	36	29	30
Richmond Agitation Sedation Scale				
Richmond Agitation Sedation Scale				
Intracranial Pressure				
ICP (mmHg)				

Lyons, Kathleen A

Facility: Queen of the Valley Hospital **Location:** Q 1 Intensive Care Unit
 61 F 07/13/1961 **Med Rec Num:** MR01483046

Room-Bed: QI007-A
Visit: QH0054940416

Vital Signs - Continued

	11/25/22 19:45	11/25/22 19:46	11/25/22 20:00	11/25/22 20:01
Temperature			98.9 F	
Temperature (97.6 F-99.6 F)			Tympanic	
Temperature Source				
Heart Rate				
Pulse (60-100 beats/min)	102 H	103 H	101 H	101 H
Method				
Respirations				
Respiratory Rate (12-20 breaths/min)	16	16	16	16
Blood Pressure				
Blood Pressure (90/60-120/80 mmHg)		123/52 H		117/48 L
Mean (mmHg)		68		64
Location				
Source				
Oxygen				
Pulse Oximetry (92-100 %)	96	96	96	96
O2 Delivery				
Oxygen Flow Rate (L/min)				
FI02 (%)				
End-Tidal CO2 (mmHg)	31	32	35	36
Richmond Agitation Sedation Scale				
Richmond Agitation Sedation Scale				
Intracranial Pressure				
ICP (mmHg)				

	11/25/22 20:15	11/25/22 20:16	11/25/22 20:30	11/25/22 20:31
Temperature				
Temperature (97.6 F-99.6 F)				
Temperature Source				
Heart Rate				
Pulse (60-100 beats/min)	104 H	104 H	103 H	104 H
Method				

Lyons, Kathleen A

Facility: Queen of the Valley Hospital **Location:** Q 1 Intensive Care Unit
 61 F 07/13/1961 **Med Rec Num:** MR01483046

Room-Bed: QI007-A
Visit: QH0054940416

Vital Signs - Continued

Respirations				
Respiratory Rate (12-20 breaths/min)	16	16	16	16
Blood Pressure		122/56 H		125/51 H
Blood Pressure (90/60-120/80 mmHg)		71		68
Mean (mmHg)				
Location				
Source				
Oxygen				
Pulse Oximetry (92-100 %)	97	97	97	97
O2 Delivery				
Oxygen Flow Rate (L/min)				
FIO2 (%)				
End-Tidal CO2 (mmHg)	36	37	31	30
Richmond Agitation Sedation Scale				
Richmond Agitation Sedation Scale				
Intracranial Pressure				
ICP (mmHg)				

Temperature	11/25/22 20:45	11/25/22 20:46	11/25/22 21:00	11/25/22 21:01
Temperature (97.6 F-99.6 F)				
Temperature Source				
Heart Rate				
Pulse (60-100 beats/min)	104 H	104 H	105 H	104 H
Method				
Respirations				
Respiratory Rate (12-20 breaths/min)	16	16	16	16
Blood Pressure				
Blood Pressure (90/60-120/80 mmHg)		122/55 H		121/53 H
Mean (mmHg)		69		68
Location				
Source				
Oxygen				
Pulse Oximetry (92-100 %)	97	96	97	96
O2 Delivery				

Lyons, Kathleen A

Facility: Queen of the Valley Hospital **Location:** Q 1 Intensive Care Unit
 61 F 07/13/1961 **Med Rec Num:** MR01483046

Room-Bed: QI007-A
Visit: QH0054940416

Vital Signs - Continued

Oxygen Flow Rate (L/min)				
FI02 (%)				
End-Tidal CO2 (mmHg)	31	31	36	29
Richmond Agitation Sedation Scale				
Richmond Agitation Sedation Scale				
Intracranial Pressure				
ICP (mmHg)				

	11/25/22 21:15	11/25/22 21:16	11/25/22 21:30	11/25/22 21:31
Temperature				
Temperature (97.6 F-99.6 F)				
Temperature Source				
Heart Rate				
Pulse (60-100 beats/min)	104 H	104 H	104 H	104 H
Method				
Respirations				
Respiratory Rate (12-20 breaths/min)	17	16	16	16
Blood Pressure				
Blood Pressure (90/60-120/80 mmHg)		123/55 H		124/53 H
Mean (mmHg)		71		71
Location				
Source				
Oxygen				
Pulse Oximetry (92-100 %)	97	97	97	97
O2 Delivery				
Oxygen Flow Rate (L/min)				
FI02 (%)				
End-Tidal CO2 (mmHg)	33	33	33	32
Richmond Agitation Sedation Scale				
Richmond Agitation Sedation Scale				
Intracranial Pressure				
ICP (mmHg)				

Lyons, Kathleen A

Facility: Queen of the Valley Hospital **Location:** Q 1 Intensive Care Unit
 61 F 07/13/1961 **Med Rec Num:** MR01483046

Room-Bed: QI007-A
Visit: QH0054940416

Vital Signs - Continued

	11/25/22 21:45	11/25/22 21:46	11/25/22 22:00	11/25/22 22:01
Temperature				
Temperature (97.6 F-99.6 F)				
Temperature Source				
Heart Rate				
Pulse (60-100 beats/min)	103 H	102 H	102 H	102 H
Method				
Respirations				
Respiratory Rate (12-20 breaths/min)	16	16	16	16
Blood Pressure				
Blood Pressure (90/60-120/80 mmHg)		121/53 H		123/55 H
Mean (mmHg)		69		71
Location				
Source				
Oxygen				
Pulse Oximetry (92-100 %)	97	97	97	97
O2 Delivery				
Oxygen Flow Rate (L/min)				
FI02 (%)				
End-Tidal CO2 (mmHg)	37	30	28	35
Richmond Agitation Sedation Scale				
Richmond Agitation Sedation Scale				
Intracranial Pressure				
ICP (mmHg)				

	11/25/22 22:02	11/25/22 22:15	11/25/22 22:16	11/25/22 22:30
Temperature				
Temperature (97.6 F-99.6 F)				
Temperature Source				
Heart Rate				
Pulse (60-100 beats/min)	102 H	100	101 H	100
Method				

Lyons, Kathleen A

Facility: Queen of the Valley Hospital **Location:** Q 1 Intensive Care Unit
 61 F 07/13/1961 **Med Rec Num:** MR01483046

Room-Bed: QI007-A
Visit: QH0054940416

Vital Signs - Continued

Respirations				
Respiratory Rate (12-20 breaths/min)	16	0 L	0 L	
Blood Pressure			118/54 L	
Blood Pressure (90/60-120/80 mmHg)			68	
Mean (mmHg)				
Location				
Source				
Oxygen				
Pulse Oximetry (92-100 %)	97	97	97	97
O2 Delivery				
Oxygen Flow Rate (L/min)				
FIO2 (%)				
End-Tidal CO2 (mmHg)	36	33	31	39
Richmond Agitation Sedation Scale				
Richmond Agitation Sedation Scale				
Intracranial Pressure				
ICP (mmHg)				

Temperature	11/25/22 22:31	11/25/22 22:45	11/25/22 22:46	11/25/22 23:00
Temperature (97.6 F-99.6 F)				
Temperature Source				
Heart Rate				
Pulse (60-100 beats/min)	100	100	100	98
Method				
Respirations				
Respiratory Rate (12-20 breaths/min)	0 L		0 L	0 L
Blood Pressure				
Blood Pressure (90/60-120/80 mmHg)	119/59 L		119/59 L	
Mean (mmHg)	72		72	
Location				
Source				
Oxygen				
Pulse Oximetry (92-100 %)	97	97	97	97
O2 Delivery				

Lyons, Kathleen A

Facility: Queen of the Valley Hospital **Location:** Q 1 Intensive Care Unit
 61 F 07/13/1961 **Med Rec Num:** MR01483046

Room-Bed: QI007-A
Visit: QH0054940416

Vital Signs - Continued

Oxygen Flow Rate (L/min)				
FI02 (%)				
End-Tidal CO2 (mmHg)	37	38	38	38
Richmond Agitation Sedation Scale				
Richmond Agitation Sedation Scale				
Intracranial Pressure				
ICP (mmHg)				

	11/25/22 23:01	11/25/22 23:15	11/25/22 23:16	11/25/22 23:30
Temperature				
Temperature (97.6 F-99.6 F)				
Temperature Source				
Heart Rate				
Pulse (60-100 beats/min)	99	99	98	97
Method				
Respirations				
Respiratory Rate (12-20 breaths/min)	0 L			0 L
Blood Pressure				
Blood Pressure (90/60-120/80 mmHg)	118/59 L		118/61	121/58 H
Mean (mmHg)	72		74	72
Location				
Source				
Oxygen				
Pulse Oximetry (92-100 %)	97	97	97	97
O2 Delivery				
Oxygen Flow Rate (L/min)				
FI02 (%)				
End-Tidal CO2 (mmHg)	33	33	38	33
Richmond Agitation Sedation Scale				
Richmond Agitation Sedation Scale				
Intracranial Pressure				
ICP (mmHg)				

Lyons, Kathleen A

Facility: Queen of the Valley Hospital **Location:** Q 1 Intensive Care Unit
 61 F 07/13/1961 **Med Rec Num:** MR01483046

Room-Bed: QI007-A
Visit: QH0054940416

Vital Signs - Continued

	11/25/22 23:30	11/25/22 23:45	11/25/22 23:46	11/26/22 00:00
Temperature				98.7 F
Temperature (97.6 F-99.6 F)				Tympanic
Temperature Source				
Heart Rate	97	97	97	96
Pulse (60-100 beats/min)				
Method				
Respirations				
Respiratory Rate (12-20 breaths/min)	0 L	0 L	0 L	0 L
Blood Pressure		120/61		118/63
Blood Pressure (90/60-120/80 mmHg)		74		74
Mean (mmHg)				
Location				
Source				
Oxygen				
Pulse Oximetry (92-100 %)	97	98	97	98
O2 Delivery				
Oxygen Flow Rate (L/min)				
FI02 (%)				
End-Tidal CO2 (mmHg)	39	35	33	27
Richmond Agitation Sedation Scale				
Richmond Agitation Sedation Scale				
Intracranial Pressure				
ICP (mmHg)				

	11/26/22 00:01	11/26/22 00:15	11/26/22 00:16	11/26/22 00:30
Temperature				
Temperature (97.6 F-99.6 F)				
Temperature Source				
Heart Rate				
Pulse (60-100 beats/min)	96	96	96	95
Method				

Lyons, Kathleen A

Facility: Queen of the Valley Hospital **Location:** Q 1 Intensive Care Unit
 61 F 07/13/1961 **Med Rec Num:** MR01483046

Room-Bed: QI007-A
Visit: QH0054940416

Vital Signs - Continued

Respirations				
Respiratory Rate (12-20 breaths/min)	0 L	0 L	0 L	0 L
Blood Pressure		120/61		120/61
Blood Pressure (90/60-120/80 mmHg)		75		74
Mean (mmHg)				
Location				
Source				
Oxygen				
Pulse Oximetry (92-100 %)	98	98	98	98
O2 Delivery				
Oxygen Flow Rate (L/min)				
FIO2 (%)				
End-Tidal CO2 (mmHg)	37	38	33	33
Richmond Agitation Sedation Scale				
Richmond Agitation Sedation Scale				
Intracranial Pressure				
ICP (mmHg)				

Temperature	11/26/22 00:31	11/26/22 00:45	11/26/22 00:46	11/26/22 01:00
Temperature (97.6 F-99.6 F)				
Temperature Source				
Heart Rate				
Pulse (60-100 beats/min)	95	95	94	94
Method				
Respirations				
Respiratory Rate (12-20 breaths/min)	0 L	0 L	0 L	16
Blood Pressure				
Blood Pressure (90/60-120/80 mmHg)		121/65 H		116/54 L
Mean (mmHg)		77		68
Location				
Source				
Oxygen				
Pulse Oximetry (92-100 %)	98	98	98	98
O2 Delivery				

Lyons, Kathleen A

Facility: Queen of the Valley Hospital **Location:** Q 1 Intensive Care Unit
 61 F 07/13/1961 **Med Rec Num:** MR01483046

Room-Bed: QI007-A
Visit: QH0054940416

Vital Signs - Continued

Oxygen Flow Rate (L/min)				
FI02 (%)				
End-Tidal CO2 (mmHg)	36	37	33	34
Richmond Agitation Sedation Scale				
Richmond Agitation Sedation Scale				
Intracranial Pressure				
ICP (mmHg)				

	11/26/22 01:01	11/26/22 01:15	11/26/22 01:16	11/26/22 01:30
Temperature				
Temperature (97.6 F-99.6 F)				
Temperature Source				
Heart Rate				
Pulse (60-100 beats/min)	94	93	93	93
Method				
Respirations				
Respiratory Rate (12-20 breaths/min)	16	16	16	16
Blood Pressure				
Blood Pressure (90/60-120/80 mmHg)		116/57 L		115/57 L
Mean (mmHg)		70		70
Location				
Source				
Oxygen				
Pulse Oximetry (92-100 %)	98	98	98	98
O2 Delivery				
Oxygen Flow Rate (L/min)				
FI02 (%)				
End-Tidal CO2 (mmHg)	34	37	36	33
Richmond Agitation Sedation Scale				
Richmond Agitation Sedation Scale				
Intracranial Pressure				
ICP (mmHg)				

Lyons, Kathleen A

Facility: Queen of the Valley Hospital **Location:** Q 1 Intensive Care Unit
 61 F 07/13/1961 **Med Rec Num:** MR01483046

Room-Bed: QI007-A
Visit: QH0054940416

Vital Signs - Continued

	11/26/22 01:31	11/26/22 01:45	11/26/22 01:46	11/26/22 02:00
Temperature				
Temperature (97.6 F-99.6 F)				
Temperature Source				
Heart Rate				
Pulse (60-100 beats/min)	92	92	92	91
Method				
Respirations				
Respiratory Rate (12-20 breaths/min)	16	16	16	16
Blood Pressure				
Blood Pressure (90/60-120/80 mmHg)		116/55 L		117/57 L
Mean (mmHg)		69		69
Location				
Source				
Oxygen				
Pulse Oximetry (92-100 %)	98	98	98	98
O2 Delivery				
Oxygen Flow Rate (L/min)				
FI02 (%)				
End-Tidal CO2 (mmHg)	35	33	33	37
Richmond Agitation Sedation Scale				
Richmond Agitation Sedation Scale				
Intracranial Pressure				
ICP (mmHg)				

	11/26/22 02:01	11/26/22 02:15	11/26/22 02:16	11/26/22 02:30
Temperature				
Temperature (97.6 F-99.6 F)				
Temperature Source				
Heart Rate				
Pulse (60-100 beats/min)	92	91	91	90
Method				

Lyons, Kathleen A

Facility: Queen of the Valley Hospital **Location:** Q 1 Intensive Care Unit
 61 F 07/13/1961 **Med Rec Num:** MR01483046

Room-Bed: QI007-A
Visit: QH0054940416

Vital Signs - Continued

Respirations				
Respiratory Rate (12-20 breaths/min)	17	16	16	16
Blood Pressure		116/59 L		115/54 L
Blood Pressure (90/60-120/80 mmHg)		71		68
Mean (mmHg)				
Location				
Source				
Oxygen				
Pulse Oximetry (92-100 %)	98	98	98	98
O2 Delivery				
Oxygen Flow Rate (L/min)				
FIO2 (%)				
End-Tidal CO2 (mmHg)	24	28	31	30
Richmond Agitation Sedation Scale				
Richmond Agitation Sedation Scale				
Intracranial Pressure				
ICP (mmHg)				

Temperature	11/26/22 02:31	11/26/22 02:45	11/26/22 02:46	11/26/22 03:00
Temperature (97.6 F-99.6 F)				
Temperature Source				
Heart Rate				
Pulse (60-100 beats/min)	90	89	89	88
Method				
Respirations				
Respiratory Rate (12-20 breaths/min)	16	16	16	16
Blood Pressure				
Blood Pressure (90/60-120/80 mmHg)		107/53 L		110/55 L
Mean (mmHg)		65		67
Location				
Source				
Oxygen				
Pulse Oximetry (92-100 %)	98	98	98	98
O2 Delivery				

Lyons, Kathleen A

Facility: Queen of the Valley Hospital **Location:** Q 1 Intensive Care Unit
 61 F 07/13/1961 **Med Rec Num:** MR01483046

Room-Bed: QI007-A
Visit: QH0054940416

Vital Signs - Continued

Oxygen Flow Rate (L/min)				
FI02 (%)				
End-Tidal CO2 (mmHg)	33	32	36	34
Richmond Agitation Sedation Scale				
Richmond Agitation Sedation Scale				
Intracranial Pressure				
ICP (mmHg)				

	11/26/22 03:01	11/26/22 03:15	11/26/22 03:16	11/26/22 03:30
Temperature				
Temperature (97.6 F-99.6 F)				
Temperature Source				
Heart Rate				
Pulse (60-100 beats/min)	88	88	88	88
Method				
Respirations				
Respiratory Rate (12-20 breaths/min)	16	16	16	16
Blood Pressure				
Blood Pressure (90/60-120/80 mmHg)		114/59 L		118/60
Mean (mmHg)		70		73
Location				
Source				
Oxygen				
Pulse Oximetry (92-100 %)	98	98	98	98
O2 Delivery				
Oxygen Flow Rate (L/min)				
FI02 (%)				
End-Tidal CO2 (mmHg)	30	28	33	33
Richmond Agitation Sedation Scale				
Richmond Agitation Sedation Scale				
Intracranial Pressure				
ICP (mmHg)				

Lyons, Kathleen A

Facility: Queen of the Valley Hospital **Location:** Q 1 Intensive Care Unit
 61 F 07/13/1961 **Med Rec Num:** MR01483046

Room-Bed: QI007-A
Visit: QH0054940416

Vital Signs - Continued

	11/26/22 03:31	11/26/22 03:45	11/26/22 03:46	11/26/22 04:00
Temperature				97.8 F
Temperature (97.6 F-99.6 F)				Tympanic
Temperature Source				
Heart Rate	88	88	88	87
Pulse (60-100 beats/min)				
Method				
Respirations				
Respiratory Rate (12-20 breaths/min)	16	16	16	16
Blood Pressure				
Blood Pressure (90/60-120/80 mmHg)		119/61		123/63 H
Mean (mmHg)		74		76
Location				
Source				
Oxygen				
Pulse Oximetry (92-100 %)	98	98	98	99
O2 Delivery				
Oxygen Flow Rate (L/min)				
FI02 (%)				
End-Tidal CO2 (mmHg)	34	31	33	33
Richmond Agitation Sedation Scale				
Richmond Agitation Sedation Scale				
Intracranial Pressure				
ICP (mmHg)				

	11/26/22 04:01	11/26/22 04:15	11/26/22 04:16	11/26/22 04:30
Temperature				
Temperature (97.6 F-99.6 F)				
Temperature Source				
Heart Rate				
Pulse (60-100 beats/min)	87	88	88	86
Method				

Lyons, Kathleen A

Facility: Queen of the Valley Hospital **Location:** Q 1 Intensive Care Unit
 61 F 07/13/1961 **Med Rec Num:** MR01483046

Room-Bed: QI007-A
Visit: QH0054940416

Vital Signs - Continued

Respirations				
Respiratory Rate (12-20 breaths/min)	16	16	15	16
Blood Pressure		105/56 L		99/49 L
Blood Pressure (90/60-120/80 mmHg)		67		59
Mean (mmHg)				
Location				
Source				
Oxygen				
Pulse Oximetry (92-100 %)	98	98	98	97
O2 Delivery				
Oxygen Flow Rate (L/min)				
FIO2 (%)				
End-Tidal CO2 (mmHg)	30	33	36	34
Richmond Agitation Sedation Scale				
Richmond Agitation Sedation Scale				
Intracranial Pressure				
ICP (mmHg)				

Temperature	11/26/22 04:31	11/26/22 04:45	11/26/22 04:46	11/26/22 05:00
Temperature (97.6 F-99.6 F)				
Temperature Source				
Heart Rate				
Pulse (60-100 beats/min)	86	86	86	86
Method				
Respirations				
Respiratory Rate (12-20 breaths/min)	16	16	16	16
Blood Pressure				
Blood Pressure (90/60-120/80 mmHg)		101/49 L		105/50 L
Mean (mmHg)		60		63
Location				
Source				
Oxygen				
Pulse Oximetry (92-100 %)	97	98	98	98
O2 Delivery				

Lyons, Kathleen A

Facility: Queen of the Valley Hospital **Location:** Q 1 Intensive Care Unit
 61 F 07/13/1961 **Med Rec Num:** MR01483046

Room-Bed: QI007-A
Visit: QH0054940416

Vital Signs - Continued

Oxygen Flow Rate (L/min)				
FI02 (%)				
End-Tidal CO2 (mmHg)	36	33	29	30
Richmond Agitation Sedation Scale				
Richmond Agitation Sedation Scale				
Intracranial Pressure				
ICP (mmHg)				

	11/26/22 05:01	11/26/22 05:15	11/26/22 05:16	11/26/22 05:30
Temperature				
Temperature (97.6 F-99.6 F)				
Temperature Source				
Heart Rate				
Pulse (60-100 beats/min)	85	83	85	85
Method				
Respirations				
Respiratory Rate (12-20 breaths/min)	14	16	16	16
Blood Pressure				
Blood Pressure (90/60-120/80 mmHg)		108/51 L		110/51 L
Mean (mmHg)		64		65
Location				
Source				
Oxygen				
Pulse Oximetry (92-100 %)	98	98	98	98
O2 Delivery				
Oxygen Flow Rate (L/min)				
FI02 (%)				
End-Tidal CO2 (mmHg)	33	33	36	36
Richmond Agitation Sedation Scale				
Richmond Agitation Sedation Scale				
Intracranial Pressure				
ICP (mmHg)				

Lyons, Kathleen A

Facility: Queen of the Valley Hospital **Location:** Q 1 Intensive Care Unit
 61 F 07/13/1961 **Med Rec Num:** MR01483046

Room-Bed: QI007-A
Visit: QH0054940416

Vital Signs - Continued

Temperature	11/26/22 05:31	11/26/22 05:45	11/26/22 05:46	11/26/22 06:00
Temperature (97.6 F-99.6 F)				
Temperature Source				
Heart Rate	85	84	84	83
Pulse (60-100 beats/min)				
Method				
Respirations				
Respiratory Rate (12-20 breaths/min)	16	17	17	16
Blood Pressure				
Blood Pressure (90/60-120/80 mmHg)		112/54 L		112/55 L
Mean (mmHg)		67		67
Location				
Source				
Oxygen				
Pulse Oximetry (92-100 %)	98	98	98	98
O2 Delivery				
Oxygen Flow Rate (L/min)				
FI02 (%)				
End-Tidal CO2 (mmHg)	33	36	31	33
Richmond Agitation Sedation Scale				
Richmond Agitation Sedation Scale				
Intracranial Pressure				
ICP (mmHg)				

Temperature	11/26/22 06:01	11/26/22 06:15	11/26/22 06:16	11/26/22 06:18
Temperature (97.6 F-99.6 F)				
Temperature Source				
Heart Rate				
Pulse (60-100 beats/min)	83	77	79	80
Method				

Lyons, Kathleen A

Facility: Queen of the Valley Hospital **Location:** Q 1 Intensive Care Unit
 61 F 07/13/1961 **Med Rec Num:** MR01483046

Room-Bed: QI007-A
Visit: QH0054940416

Vital Signs - Continued

Respirations				
Respiratory Rate (12-20 breaths/min)	17	16	16	16
Blood Pressure		72/33 L		110/58 L
Blood Pressure (90/60-120/80 mmHg)		39		70
Mean (mmHg)				
Location				
Source				
Oxygen				
Pulse Oximetry (92-100 %)	98	97	97	98
O2 Delivery				
Oxygen Flow Rate (L/min)				
FIO2 (%)				
End-Tidal CO2 (mmHg)	30	33	33	36
Richmond Agitation Sedation Scale				
Richmond Agitation Sedation Scale				
Intracranial Pressure				
ICP (mmHg)				

Temperature	11/26/22 06:30	11/26/22 06:31	11/26/22 06:45	11/26/22 07:00
Temperature (97.6 F-99.6 F)				
Temperature Source				
Heart Rate				
Pulse (60-100 beats/min)	83	83	82	81
Method				
Respirations				
Respiratory Rate (12-20 breaths/min)	16	16	16	16
Blood Pressure				
Blood Pressure (90/60-120/80 mmHg)	126/63 H		114/54 L	112/57 L
Mean (mmHg)	77		67	69
Location				
Source				
Oxygen				
Pulse Oximetry (92-100 %)	98	98	98	98
O2 Delivery				

Lyons, Kathleen A

Facility: Queen of the Valley Hospital **Location:** Q 1 Intensive Care Unit
 61 F 07/13/1961 **Med Rec Num:** MR01483046

Room-Bed: QI007-A
Visit: QH0054940416

Vital Signs - Continued

Oxygen Flow Rate (L/min)					
FI02 (%)					
End-Tidal CO2 (mmHg)	32		31		30
Richmond Agitation Sedation Scale					
Richmond Agitation Sedation Scale					
Intracranial Pressure					
ICP (mmHg)					

	11/26/22 07:15	11/26/22 07:30	11/26/22 07:45	11/26/22 08:00
Temperature				
Temperature (97.6 F-99.6 F)				97.0 F L
Temperature Source				Temporal Artery Scan
Heart Rate				
Pulse (60-100 beats/min)	80	80	79	79
Method				
Respirations				
Respiratory Rate (12-20 breaths/min)	16	16	16	16
Blood Pressure				
Blood Pressure (90/60-120/80 mmHg)	109/53 L	116/56 L	108/52 L	107/51 L
Mean (mmHg)	65	69	65	63
Location				
Source				
Oxygen				
Pulse Oximetry (92-100 %)	98	98	98	98
O2 Delivery				
Oxygen Flow Rate (L/min)				
FI02 (%)				
End-Tidal CO2 (mmHg)	32	30	35	33
Richmond Agitation Sedation Scale				
Richmond Agitation Sedation Scale				
Intracranial Pressure				
ICP (mmHg)				

Lyons, Kathleen A

Facility: Queen of the Valley Hospital **Location:** Q 1 Intensive Care Unit
 61 F 07/13/1961 **Med Rec Num:** MR01483046

Room-Bed: QI007-A
Visit: QH0054940416

Vital Signs - Continued

	11/26/22 08:15	11/26/22 08:30	11/26/22 08:45	11/26/22 09:00
Temperature				
Temperature (97.6 F-99.6 F)				
Temperature Source				
Heart Rate				
Pulse (60-100 beats/min)	78	79	78	79
Method				
Respirations				
Respiratory Rate (12-20 breaths/min)	16	16	16	16
Blood Pressure				
Blood Pressure (90/60-120/80 mmHg)	104/49 L	110/55 L	110/53 L	111/55 L
Mean (mmHg)	62	67	66	67
Location				
Source				
Oxygen				
Pulse Oximetry (92-100 %)	98	98	98	98
O2 Delivery				
Oxygen Flow Rate (L/min)				
FI02 (%)				
End-Tidal CO2 (mmHg)	33	32	34	25
Richmond Agitation Sedation Scale				
Richmond Agitation Sedation Scale				
Intracranial Pressure				
ICP (mmHg)				

	11/26/22 09:15	11/26/22 09:30	11/26/22 09:45	11/26/22 10:00
Temperature				
Temperature (97.6 F-99.6 F)				
Temperature Source				
Heart Rate				
Pulse (60-100 beats/min)	80	80	81	82
Method				

Lyons, Kathleen A

Facility: Queen of the Valley Hospital **Location:** Q 1 Intensive Care Unit
 61 F 07/13/1961 **Med Rec Num:** MR01483046

Room-Bed: QI007-A
Visit: QH0054940416

Vital Signs - Continued

Respirations				
Respiratory Rate (12-20 breaths/min)	16	16	16	16
Blood Pressure				
Blood Pressure (90/60-120/80 mmHg)	109/49 L	99/49 L	99/48 L	100/48 L
Mean (mmHg)	62	59	65	65
Location				
Source				
Oxygen				
Pulse Oximetry (92-100 %)	97	97	97	97
O2 Delivery				
Oxygen Flow Rate (L/min)				
FIO2 (%)				
End-Tidal CO2 (mmHg)	35	34	30	34
Richmond Agitation Sedation Scale				
Richmond Agitation Sedation Scale				
Intracranial Pressure				
ICP (mmHg)				

Temperature				
Temperature (97.6 F-99.6 F)	11/26/22 10:15	11/26/22 10:30	11/26/22 10:45	11/26/22 11:00
Temperature Source				
Heart Rate				
Pulse (60-100 beats/min)	82	83	83	85
Method				
Respirations				
Respiratory Rate (12-20 breaths/min)	16	16	16	16
Blood Pressure				
Blood Pressure (90/60-120/80 mmHg)	103/49 L	103/50 L	96/44 L	96/45 L
Mean (mmHg)	67	67	61	62
Location				
Source				
Oxygen				
Pulse Oximetry (92-100 %)	97	97	98	98
O2 Delivery				

Lyons, Kathleen A

Facility: Queen of the Valley Hospital **Location:** Q 1 Intensive Care Unit
 61 F 07/13/1961 **Med Rec Num:** MR01483046

Room-Bed: QI007-A
Visit: QH0054940416

Vital Signs - Continued

Oxygen Flow Rate (L/min)					
FI02 (%)					
End-Tidal CO2 (mmHg)	36	23	37	33	
Richmond Agitation Sedation Scale					
Richmond Agitation Sedation Scale					
Intracranial Pressure					
ICP (mmHg)					

Temperature	11/26/22 11:15	11/26/22 11:30	11/26/22 11:45	11/26/22 12:00
Temperature (97.6 F-99.6 F)				98.1 F
Temperature Source				Temporal Artery Scan
Heart Rate				
Pulse (60-100 beats/min)	84	85	88	88
Method				
Respirations				
Respiratory Rate (12-20 breaths/min)	16	16	16	16
Blood Pressure				
Blood Pressure (90/60-120/80 mmHg)	95/45 L	98/47 L	103/51 L	100/55 L
Mean (mmHg)	61	64	68	70
Location				
Source				
Oxygen				
Pulse Oximetry (92-100 %)	97	98	98	97
O2 Delivery				
Oxygen Flow Rate (L/min)				
FI02 (%)				
End-Tidal CO2 (mmHg)	40	39	36	36
Richmond Agitation Sedation Scale				
Richmond Agitation Sedation Scale				
Intracranial Pressure				
ICP (mmHg)				

Lyons, Kathleen A

Facility: Queen of the Valley Hospital **Location:** Q 1 Intensive Care Unit
 61 F 07/13/1961 **Med Rec Num:** MR01483046

Room-Bed: QI007-A
Visit: QH0054940416

Vital Signs - Continued

Temperature	11/26/22 12:15	11/26/22 12:30	11/26/22 12:45	11/26/22 13:00
Temperature (97.6 F-99.6 F)				
Temperature Source				
Heart Rate	87	88	88	89
Pulse (60-100 beats/min)				
Method				
Respirations				
Respiratory Rate (12-20 breaths/min)	16	16	16	16
Blood Pressure				
Blood Pressure (90/60-120/80 mmHg)	99/47 L	95/45 L	99/47 L	100/46 L
Mean (mmHg)	64	61	64	64
Location				
Source				
Oxygen				
Pulse Oximetry (92-100 %)	97	97	97	97
O2 Delivery				
Oxygen Flow Rate (L/min)				
FI02 (%)				
End-Tidal CO2 (mmHg)	39	36	40	29
Richmond Agitation Sedation Scale				
Richmond Agitation Sedation Scale				
Intracranial Pressure				
ICP (mmHg)				

Temperature	11/26/22 13:15	11/26/22 13:30	11/26/22 13:45	11/26/22 14:00
Temperature (97.6 F-99.6 F)				
Temperature Source				
Heart Rate	89	89	88	88
Pulse (60-100 beats/min)				
Method				

Lyons, Kathleen A

Facility: Queen of the Valley Hospital **Location:** Q 1 Intensive Care Unit
 61 F 07/13/1961 **Med Rec Num:** MR01483046

Room-Bed: QI007-A
Visit: QH0054940416

Vital Signs - Continued

Respirations				
Respiratory Rate (12-20 breaths/min)	16	16	16	16
Blood Pressure				
Blood Pressure (90/60-120/80 mmHg)	104/46 L	105/46 L	97/44 L	100/47 L
Mean (mmHg)	65	65	61	64
Location				
Source				
Oxygen				
Pulse Oximetry (92-100 %)	97	97	97	97
O2 Delivery				
Oxygen Flow Rate (L/min)				
FIO2 (%)				
End-Tidal CO2 (mmHg)	27	37	41	41
Richmond Agitation Sedation Scale				
Richmond Agitation Sedation Scale				
Intracranial Pressure				
ICP (mmHg)				

Temperature				
Temperature (97.6 F-99.6 F)	11/26/22 14:15	11/26/22 14:30	11/26/22 14:45	11/26/22 15:00
Temperature Source				
Heart Rate				
Pulse (60-100 beats/min)	97	86	89	88
Method				
Respirations				
Respiratory Rate (12-20 breaths/min)	19	16	16	16
Blood Pressure				
Blood Pressure (90/60-120/80 mmHg)	128/49 H	81/34 L	111/48 L	104/45 L
Mean (mmHg)	75	49	69	64
Location				
Source				
Oxygen				
Pulse Oximetry (92-100 %)	98	97	97	98
O2 Delivery				

Lyons, Kathleen A

Facility: Queen of the Valley Hospital **Location:** Q 1 Intensive Care Unit
 61 F 07/13/1961 **Med Rec Num:** MR01483046

Room-Bed: QI007-A
Visit: QH0054940416

Vital Signs - Continued

Oxygen Flow Rate (L/min)				
FI02 (%)				
End-Tidal CO2 (mmHg)	37	37	39	40
Richmond Agitation Sedation Scale				
Richmond Agitation Sedation Scale				
Intracranial Pressure				
ICP (mmHg)				

	11/26/22 15:15	11/26/22 15:30	11/26/22 15:45	11/26/22 16:00
Temperature				
Temperature (97.6 F-99.6 F)				
Temperature Source				
Heart Rate				
Pulse (60-100 beats/min)	87	87	86	86
Method				
Respirations				
Respiratory Rate (12-20 breaths/min)	16	16	16	16
Blood Pressure				
Blood Pressure (90/60-120/80 mmHg)	104/47 L	105/48 L	107/51 L	112/52 L
Mean (mmHg)	66	67	69	72
Location				
Source				
Oxygen				
Pulse Oximetry (92-100 %)	98	98	98	98
O2 Delivery				
Oxygen Flow Rate (L/min)				
FI02 (%)				
End-Tidal CO2 (mmHg)	37	29	35	34
Richmond Agitation Sedation Scale				
Richmond Agitation Sedation Scale				
Intracranial Pressure				
ICP (mmHg)				

Lyons, Kathleen A

Facility: Queen of the Valley Hospital **Location:** Q 1 Intensive Care Unit
 61 F 07/13/1961 **Med Rec Num:** MR01483046

Room-Bed: QI007-A
Visit: QH0054940416

Vital Signs - Continued

	11/26/22 16:15	11/26/22 16:30	11/26/22 16:45	11/26/22 17:00
Temperature				
Temperature (97.6 F-99.6 F)				
Temperature Source				
Heart Rate				
Pulse (60-100 beats/min)	86	83	87	89
Method				
Respirations				
Respiratory Rate (12-20 breaths/min)	16	16	16	16
Blood Pressure				
Blood Pressure (90/60-120/80 mmHg)	113/53 L	93/40 L	98/50 L	95/49 L
Mean (mmHg)	73	57	66	64
Location				
Source				
Oxygen				
Pulse Oximetry (92-100 %)	98	98	98	97
O2 Delivery				
Oxygen Flow Rate (L/min)				
FI02 (%)				
End-Tidal CO2 (mmHg)	39	28	39	36
Richmond Agitation Sedation Scale				
Richmond Agitation Sedation Scale				
Intracranial Pressure				
ICP (mmHg)				

	11/26/22 17:15	11/26/22 17:30	11/26/22 17:45	11/26/22 18:00
Temperature				
Temperature (97.6 F-99.6 F)				
Temperature Source				
Heart Rate				
Pulse (60-100 beats/min)	89	95	93	97
Method				

Lyons, Kathleen A

Facility: Queen of the Valley Hospital **Location:** Q 1 Intensive Care Unit
 61 F 07/13/1961 **Med Rec Num:** MR01483046

Room-Bed: QI007-A
Visit: QH0054940416

Vital Signs - Continued

Respirations				
Respiratory Rate (12-20 breaths/min)	16	16	16	16
Blood Pressure				
Blood Pressure (90/60-120/80 mmHg)	97/50 L	99/49 L	94/44 L	108/52 L
Mean (mmHg)	65	65	60	70
Location				
Source				
Oxygen				
Pulse Oximetry (92-100 %)	98	98	97	98
O2 Delivery				
Oxygen Flow Rate (L/min)				
FIO2 (%)				
End-Tidal CO2 (mmHg)	36	38	39	40
Richmond Agitation Sedation Scale				
Richmond Agitation Sedation Scale				
Intracranial Pressure				
ICP (mmHg)				

Temperature				
Temperature (97.6 F-99.6 F)	11/26/22 18:02	11/26/22 18:15	11/26/22 18:16	11/26/22 18:30
Temperature Source				
Heart Rate				
Pulse (60-100 beats/min)	97	95	95	94
Method				
Respirations				
Respiratory Rate (12-20 breaths/min)	16	16	16	16
Blood Pressure				
Blood Pressure (90/60-120/80 mmHg)		107/50 L		105/49 L
Mean (mmHg)		62		62
Location				
Source				
Oxygen				
Pulse Oximetry (92-100 %)	97	97	97	97
O2 Delivery				

Lyons, Kathleen A

Facility: Queen of the Valley Hospital **Location:** Q 1 Intensive Care Unit
 61 F 07/13/1961 **Med Rec Num:** MR01483046

Room-Bed: QI007-A
Visit: QH0054940416

Vital Signs - Continued

Oxygen Flow Rate (L/min)				
FI02 (%)				
End-Tidal CO2 (mmHg)	33	35	32	33
Richmond Agitation Sedation Scale				
Richmond Agitation Sedation Scale				
Intracranial Pressure				
ICP (mmHg)				

	11/26/22 18:31	11/26/22 18:45	11/26/22 18:46	11/26/22 19:00
Temperature				
Temperature (97.6 F-99.6 F)				
Temperature Source				
Heart Rate				
Pulse (60-100 beats/min)	93	94	95	94
Method				
Respirations				
Respiratory Rate (12-20 breaths/min)	16	16	16	16
Blood Pressure				
Blood Pressure (90/60-120/80 mmHg)		107/52 L		108/50 L
Mean (mmHg)		63		63
Location				
Source				
Oxygen				
Pulse Oximetry (92-100 %)	97	97	97	97
O2 Delivery				
Oxygen Flow Rate (L/min)				
FI02 (%)				
End-Tidal CO2 (mmHg)	36	37	36	36
Richmond Agitation Sedation Scale				
Richmond Agitation Sedation Scale				
Intracranial Pressure				
ICP (mmHg)				

Lyons, Kathleen A

Facility: Queen of the Valley Hospital **Location:** Q 1 Intensive Care Unit
 61 F 07/13/1961 **Med Rec Num:** MR01483046

Room-Bed: QI007-A
Visit: QH0054940416

Vital Signs - Continued

	11/26/22 19:01	11/26/22 19:15	11/26/22 19:16	11/26/22 19:30
Temperature				
Temperature (97.6 F-99.6 F)				
Temperature Source				
Heart Rate				
Pulse (60-100 beats/min)	93	98	93	96
Method				
Respirations				
Respiratory Rate (12-20 breaths/min)	16	16	16	16
Blood Pressure				
Blood Pressure (90/60-120/80 mmHg)		104/50 L		100/51 L
Mean (mmHg)		62		61
Location				
Source				
Oxygen				
Pulse Oximetry (92-100 %)	97	97	97	97
O2 Delivery				
Oxygen Flow Rate (L/min)				
FI02 (%)				
End-Tidal CO2 (mmHg)	36	41	33	39
Richmond Agitation Sedation Scale				
Richmond Agitation Sedation Scale				
Intracranial Pressure				
ICP (mmHg)				

	11/26/22 19:31	11/26/22 19:45	11/26/22 19:46	11/26/22 20:00
Temperature				
Temperature (97.6 F-99.6 F)				98 F
Temperature Source				Tympanic
Heart Rate				
Pulse (60-100 beats/min)	94	96	95	94
Method				

Lyons, Kathleen A

Facility: Queen of the Valley Hospital **Location:** Q 1 Intensive Care Unit
 61 F 07/13/1961 **Med Rec Num:** MR01483046

Room-Bed: QI007-A
Visit: QH0054940416

Vital Signs - Continued

Respirations				
Respiratory Rate (12-20 breaths/min)	16	16	17	16
Blood Pressure		103/51 L		103/47 L
Blood Pressure (90/60-120/80 mmHg)		63		59
Mean (mmHg)				
Location				
Source				
Oxygen				
Pulse Oximetry (92-100 %)	97	97	97	97
O2 Delivery				
Oxygen Flow Rate (L/min)				
FIO2 (%)				
End-Tidal CO2 (mmHg)	37	36	37	41
Richmond Agitation Sedation Scale				
Richmond Agitation Sedation Scale				
Intracranial Pressure				
ICP (mmHg)				

Temperature	11/26/22 20:01	11/26/22 20:15	11/26/22 20:16	11/26/22 20:30
Temperature (97.6 F-99.6 F)				
Temperature Source				
Heart Rate				
Pulse (60-100 beats/min)	94	95	96	95
Method				
Respirations				
Respiratory Rate (12-20 breaths/min)	16	16	16	16
Blood Pressure				
Blood Pressure (90/60-120/80 mmHg)		109/53 L		111/53 L
Mean (mmHg)		65		65
Location				
Source				
Oxygen				
Pulse Oximetry (92-100 %)	97	97	97	97
O2 Delivery				

Lyons, Kathleen A

Facility: Queen of the Valley Hospital **Location:** Q 1 Intensive Care Unit
 61 F 07/13/1961 **Med Rec Num:** MR01483046

Room-Bed: QI007-A
Visit: QH0054940416

Vital Signs - Continued

Oxygen Flow Rate (L/min)				
FI02 (%)				
End-Tidal CO2 (mmHg)	40	39	41	36
Richmond Agitation Sedation Scale				
Richmond Agitation Sedation Scale				
Intracranial Pressure				
ICP (mmHg)				

	11/26/22 20:31	11/26/22 20:45	11/26/22 20:46	11/26/22 21:00
Temperature				
Temperature (97.6 F-99.6 F)				
Temperature Source				
Heart Rate				
Pulse (60-100 beats/min)	95	94	93	95
Method				
Respirations				
Respiratory Rate (12-20 breaths/min)	16	16	16	16
Blood Pressure				
Blood Pressure (90/60-120/80 mmHg)		106/47 L		108/51 L
Mean (mmHg)		60		63
Location				
Source				
Oxygen				
Pulse Oximetry (92-100 %)	97	97	97	97
O2 Delivery				
Oxygen Flow Rate (L/min)				
FI02 (%)				
End-Tidal CO2 (mmHg)	26	36	27	24
Richmond Agitation Sedation Scale				
Richmond Agitation Sedation Scale				
Intracranial Pressure				
ICP (mmHg)				

Lyons, Kathleen A

Facility: Queen of the Valley Hospital **Location:** Q 1 Intensive Care Unit
 61 F 07/13/1961 **Med Rec Num:** MR01483046

Room-Bed: QI007-A
Visit: QH0054940416

Vital Signs - Continued

Temperature	11/26/22 21:01	11/26/22 21:15	11/26/22 21:16	11/26/22 21:30
Temperature (97.6 F-99.6 F)				
Temperature Source				
Heart Rate	97	95	95	94
Pulse (60-100 beats/min)				
Method				
Respirations				
Respiratory Rate (12-20 breaths/min)	17	17	17	16
Blood Pressure				
Blood Pressure (90/60-120/80 mmHg)		110/56 L		114/55 L
Mean (mmHg)		67		68
Location				
Source				
Oxygen				
Pulse Oximetry (92-100 %)	97	97	97	97
O2 Delivery				
Oxygen Flow Rate (L/min)				
FI02 (%)				
End-Tidal CO2 (mmHg)	30	39	35	39
Richmond Agitation Sedation Scale				
Richmond Agitation Sedation Scale				
Intracranial Pressure				
ICP (mmHg)				

Temperature	11/26/22 21:31	11/26/22 21:45	11/26/22 21:46	11/26/22 22:00
Temperature (97.6 F-99.6 F)				
Temperature Source				
Heart Rate				
Pulse (60-100 beats/min)	95	94	93	96
Method				

Lyons, Kathleen A

Facility: Queen of the Valley Hospital **Location:** Q 1 Intensive Care Unit
 61 F 07/13/1961 **Med Rec Num:** MR01483046

Room-Bed: QI007-A
Visit: QH0054940416

Vital Signs - Continued

Respirations				
Respiratory Rate (12-20 breaths/min)	17	16	16	17
Blood Pressure		107/50 L		115/56 L
Blood Pressure (90/60-120/80 mmHg)		62		69
Mean (mmHg)				
Location				
Source				
Oxygen				
Pulse Oximetry (92-100 %)	97	97	97	97
O2 Delivery				
Oxygen Flow Rate (L/min)				
FIO2 (%)				
End-Tidal CO2 (mmHg)	30	39	36	38
Richmond Agitation Sedation Scale				
Richmond Agitation Sedation Scale				
Intracranial Pressure				
ICP (mmHg)				

Temperature	11/26/22 22:01	11/26/22 22:15	11/26/22 22:16	11/26/22 22:30
Temperature (97.6 F-99.6 F)				
Temperature Source				
Heart Rate				
Pulse (60-100 beats/min)	95	97	98	94
Method				
Respirations				
Respiratory Rate (12-20 breaths/min)	17	16	16	16
Blood Pressure				
Blood Pressure (90/60-120/80 mmHg)		127/65 H		122/57 H
Mean (mmHg)		79		70
Location				
Source				
Oxygen				
Pulse Oximetry (92-100 %)	97	97	97	98
O2 Delivery				

Lyons, Kathleen A

Facility: Queen of the Valley Hospital **Location:** Q 1 Intensive Care Unit
 61 F 07/13/1961 **Med Rec Num:** MR01483046

Room-Bed: QI007-A
Visit: QH0054940416

Vital Signs - Continued

Oxygen Flow Rate (L/min)				
FI02 (%)				
End-Tidal CO2 (mmHg)	34	36	34	37
Richmond Agitation Sedation Scale				
Richmond Agitation Sedation Scale				
Intracranial Pressure				
ICP (mmHg)				

	11/26/22 22:31	11/26/22 22:45	11/26/22 22:46	11/26/22 23:00
Temperature				
Temperature (97.6 F-99.6 F)				
Temperature Source				
Heart Rate				
Pulse (60-100 beats/min)	94	94	93	93
Method				
Respirations				
Respiratory Rate (12-20 breaths/min)	16	16	16	16
Blood Pressure				
Blood Pressure (90/60-120/80 mmHg)		118/56 L		117/57 L
Mean (mmHg)		69		70
Location				
Source				
Oxygen				
Pulse Oximetry (92-100 %)	97	97	97	97
O2 Delivery				
Oxygen Flow Rate (L/min)				
FI02 (%)				
End-Tidal CO2 (mmHg)	36	36	39	36
Richmond Agitation Sedation Scale				
Richmond Agitation Sedation Scale				
Intracranial Pressure				
ICP (mmHg)				

Lyons, Kathleen A

Facility: Queen of the Valley Hospital **Location:** Q 1 Intensive Care Unit
 61 F 07/13/1961 **Med Rec Num:** MR01483046

Room-Bed: QI007-A
Visit: QH0054940416

Vital Signs - Continued

Temperature	11/26/22 23:01	11/26/22 23:15	11/26/22 23:16	11/26/22 23:30
Temperature (97.6 F-99.6 F)				
Temperature Source				
Heart Rate	92	94	93	92
Pulse (60-100 beats/min)				
Method				
Respirations				
Respiratory Rate (12-20 breaths/min)	16	16	16	16
Blood Pressure				
Blood Pressure (90/60-120/80 mmHg)		122/60 H		118/55 L
Mean (mmHg)		73		68
Location				
Source				
Oxygen				
Pulse Oximetry (92-100 %)	97	97	97	97
O2 Delivery				
Oxygen Flow Rate (L/min)				
FI02 (%)				
End-Tidal CO2 (mmHg)	36	39	35	36
Richmond Agitation Sedation Scale				
Richmond Agitation Sedation Scale				
Intracranial Pressure				
ICP (mmHg)				

Temperature	11/26/22 23:31	11/26/22 23:45	11/26/22 23:46	11/26/22 23:59
Temperature (97.6 F-99.6 F)				98.2 F
Temperature Source				Tympanic
Heart Rate				
Pulse (60-100 beats/min)	92	93	92	
Method				

Lyons, Kathleen A

Facility: Queen of the Valley Hospital **Location:** Q 1 Intensive Care Unit
 61 F 07/13/1961 **Med Rec Num:** MR01483046

Room-Bed: QI007-A
Visit: QH0054940416

Vital Signs - Continued

Respirations				
Respiratory Rate (12-20 breaths/min)	16	16	16	
Blood Pressure		118/60		
Blood Pressure (90/60-120/80 mmHg)		72		
Mean (mmHg)				
Location				
Source				
Oxygen				
Pulse Oximetry (92-100 %)	97	96	97	
O2 Delivery				
Oxygen Flow Rate (L/min)				
FIO2 (%)				
End-Tidal CO2 (mmHg)	36	39	30	
Richmond Agitation Sedation Scale				
Richmond Agitation Sedation Scale				
Intracranial Pressure				
ICP (mmHg)				

Temperature	11/27/22 00:00	11/27/22 00:01	11/27/22 00:15	11/27/22 00:16
Temperature (97.6 F-99.6 F)				
Temperature Source				
Heart Rate				
Pulse (60-100 beats/min)	94	93	94	93
Method				
Respirations				
Respiratory Rate (12-20 breaths/min)	16	16	17	16
Blood Pressure				
Blood Pressure (90/60-120/80 mmHg)	122/60 H		122/60 H	
Mean (mmHg)	74		73	
Location				
Source				
Oxygen				
Pulse Oximetry (92-100 %)	97	97	97	97
O2 Delivery				

Lyons, Kathleen A

Facility: Queen of the Valley Hospital **Location:** Q 1 Intensive Care Unit
 61 F 07/13/1961 **Med Rec Num:** MR01483046

Room-Bed: QI007-A
Visit: QH0054940416

Vital Signs - Continued

Oxygen Flow Rate (L/min)				
FI02 (%)				
End-Tidal CO2 (mmHg)	38	39	38	38
Richmond Agitation Sedation Scale				
Richmond Agitation Sedation Scale				
Intracranial Pressure				
ICP (mmHg)				

	11/27/22 00:30	11/27/22 00:31	11/27/22 00:45	11/27/22 00:46
Temperature				
Temperature (97.6 F-99.6 F)				
Temperature Source				
Heart Rate				
Pulse (60-100 beats/min)	92	94	94	93
Method				
Respirations				
Respiratory Rate (12-20 breaths/min)	16	16	17	17
Blood Pressure				
Blood Pressure (90/60-120/80 mmHg)	119/56 L		123/63 H	
Mean (mmHg)	70		76	
Location				
Source				
Oxygen				
Pulse Oximetry (92-100 %)	96	96	96	96
O2 Delivery				
Oxygen Flow Rate (L/min)				
FI02 (%)				
End-Tidal CO2 (mmHg)	37	33	35	25
Richmond Agitation Sedation Scale				
Richmond Agitation Sedation Scale				
Intracranial Pressure				
ICP (mmHg)				

Lyons, Kathleen A

Facility: Queen of the Valley Hospital **Location:** Q 1 Intensive Care Unit
 61 F 07/13/1961 **Med Rec Num:** MR01483046

Room-Bed: QI007-A
Visit: QH0054940416

Vital Signs - Continued

	11/27/22 01:00	11/27/22 01:01	11/27/22 01:15	11/27/22 01:16
Temperature				
Temperature (97.6 F-99.6 F)				
Temperature Source				
Heart Rate				
Pulse (60-100 beats/min)	93	93	93	94
Method				
Respirations				
Respiratory Rate (12-20 breaths/min)	17	16	18	15
Blood Pressure				
Blood Pressure (90/60-120/80 mmHg)	118/60		120/61	
Mean (mmHg)	71		73	
Location				
Source				
Oxygen				
Pulse Oximetry (92-100 %)	96	96	96	97
O2 Delivery				
Oxygen Flow Rate (L/min)				
FI02 (%)				
End-Tidal CO2 (mmHg)	34	39	30	29
Richmond Agitation Sedation Scale				
Richmond Agitation Sedation Scale				
Intracranial Pressure				
ICP (mmHg)				

	11/27/22 01:30	11/27/22 01:31	11/27/22 01:45	11/27/22 01:46
Temperature				
Temperature (97.6 F-99.6 F)				
Temperature Source				
Heart Rate				
Pulse (60-100 beats/min)	93	92	94	93
Method				

Lyons, Kathleen A

Facility: Queen of the Valley Hospital **Location:** Q 1 Intensive Care Unit
 61 F 07/13/1961 **Med Rec Num:** MR01483046

Room-Bed: QI007-A
Visit: QH0054940416

Vital Signs - Continued

Respirations				
Respiratory Rate (12-20 breaths/min)	16	16	15	16
Blood Pressure				
Blood Pressure (90/60-120/80 mmHg)	117/55 L		113/64	
Mean (mmHg)	68		74	
Location				
Source				
Oxygen				
Pulse Oximetry (92-100 %)	96	96	96	96
O2 Delivery				
Oxygen Flow Rate (L/min)				
FIO2 (%)				
End-Tidal CO2 (mmHg)	35	37	27	39
Richmond Agitation Sedation Scale				
Richmond Agitation Sedation Scale				
Intracranial Pressure				
ICP (mmHg)				

Temperature	11/27/22 02:00	11/27/22 02:01	11/27/22 02:15	11/27/22 02:16
Temperature (97.6 F-99.6 F)				
Temperature Source				
Heart Rate				
Pulse (60-100 beats/min)	93	92	94	93
Method				
Respirations				
Respiratory Rate (12-20 breaths/min)	16	16	16	17
Blood Pressure				
Blood Pressure (90/60-120/80 mmHg)	115/63		122/62 H	
Mean (mmHg)	74		75	
Location				
Source				
Oxygen				
Pulse Oximetry (92-100 %)	96	96	97	97
O2 Delivery				

Lyons, Kathleen A

Facility: Queen of the Valley Hospital **Location:** Q 1 Intensive Care Unit
 61 F 07/13/1961 **Med Rec Num:** MR01483046

Room-Bed: QI007-A
Visit: QH0054940416

Vital Signs - Continued

Oxygen Flow Rate (L/min)				
FI02 (%)				
End-Tidal CO2 (mmHg)	27	35	34	38
Richmond Agitation Sedation Scale				
Richmond Agitation Sedation Scale				
Intracranial Pressure				
ICP (mmHg)				

	11/27/22 02:30	11/27/22 02:31	11/27/22 02:45	11/27/22 02:46
Temperature				
Temperature (97.6 F-99.6 F)				
Temperature Source				
Heart Rate				
Pulse (60-100 beats/min)	93	92	93	93
Method				
Respirations				
Respiratory Rate (12-20 breaths/min)	16	16	17	16
Blood Pressure				
Blood Pressure (90/60-120/80 mmHg)	118/55 L		116/63	
Mean (mmHg)	68		74	
Location				
Source				
Oxygen				
Pulse Oximetry (92-100 %)	96	96	97	97
O2 Delivery				
Oxygen Flow Rate (L/min)				
FI02 (%)				
End-Tidal CO2 (mmHg)	39	37	39	35
Richmond Agitation Sedation Scale				
Richmond Agitation Sedation Scale				
Intracranial Pressure				
ICP (mmHg)				

Lyons, Kathleen A

Facility: Queen of the Valley Hospital **Location:** Q 1 Intensive Care Unit
 61 F 07/13/1961 **Med Rec Num:** MR01483046

Room-Bed: QI007-A
Visit: QH0054940416

Vital Signs - Continued

	11/27/22 03:00	11/27/22 03:01	11/27/22 03:15	11/27/22 03:16
Temperature				
Temperature (97.6 F-99.6 F)				
Temperature Source				
Heart Rate				
Pulse (60-100 beats/min)	93	94	94	93
Method				
Respirations				
Respiratory Rate (12-20 breaths/min)	16	16	17	16
Blood Pressure				
Blood Pressure (90/60-120/80 mmHg)	122/61 H		123/59 H	
Mean (mmHg)	74		73	
Location				
Source				
Oxygen				
Pulse Oximetry (92-100 %)	97	97	97	97
O2 Delivery				
Oxygen Flow Rate (L/min)				
FI02 (%)				
End-Tidal CO2 (mmHg)	37	30	35	33
Richmond Agitation Sedation Scale				
Richmond Agitation Sedation Scale				
Intracranial Pressure				
ICP (mmHg)				

	11/27/22 03:30	11/27/22 03:31	11/27/22 03:45	11/27/22 03:46
Temperature				
Temperature (97.6 F-99.6 F)				
Temperature Source				
Heart Rate				
Pulse (60-100 beats/min)	93	94	94	94
Method				

Lyons, Kathleen A

Facility: Queen of the Valley Hospital **Location:** Q 1 Intensive Care Unit
 61 F 07/13/1961 **Med Rec Num:** MR01483046

Room-Bed: QI007-A
Visit: QH0054940416

Vital Signs - Continued

Respirations				
Respiratory Rate (12-20 breaths/min)	16	16	17	17
Blood Pressure				
Blood Pressure (90/60-120/80 mmHg)	114/55 L		122/60 H	
Mean (mmHg)	67		74	
Location				
Source				
Oxygen				
Pulse Oximetry (92-100 %)	97	97	97	97
O2 Delivery				
Oxygen Flow Rate (L/min)				
FIO2 (%)				
End-Tidal CO2 (mmHg)	38	39	41	34
Richmond Agitation Sedation Scale				
Richmond Agitation Sedation Scale				
Intracranial Pressure				
ICP (mmHg)				

Temperature	11/27/22 04:00	11/27/22 04:01	11/27/22 04:15	11/27/22 04:16
Temperature (97.6 F-99.6 F)	98.3 F			
Temperature Source	Tympanic			
Heart Rate				
Pulse (60-100 beats/min)	92	94	92	93
Method				
Respirations				
Respiratory Rate (12-20 breaths/min)	16	17	16	16
Blood Pressure				
Blood Pressure (90/60-120/80 mmHg)		115/54 L		109/52 L
Mean (mmHg)		67		64
Location				
Source				
Oxygen				
Pulse Oximetry (92-100 %)	97	97	97	96
O2 Delivery				

Lyons, Kathleen A

Facility: Queen of the Valley Hospital **Location:** Q 1 Intensive Care Unit
 61 F 07/13/1961 **Med Rec Num:** MR01483046

Room-Bed: QI007-A
Visit: QH0054940416

Vital Signs - Continued

Oxygen Flow Rate (L/min)				
FI02 (%)				
End-Tidal CO2 (mmHg)	33	36	38	34
Richmond Agitation Sedation Scale				
Richmond Agitation Sedation Scale				
Intracranial Pressure				
ICP (mmHg)				

	11/27/22 04:30	11/27/22 04:31	11/27/22 04:45	11/27/22 04:46
Temperature				
Temperature (97.6 F-99.6 F)				
Temperature Source				
Heart Rate				
Pulse (60-100 beats/min)	94	106 H	102 H	103 H
Method				
Respirations				
Respiratory Rate (12-20 breaths/min)	16	20	19	19
Blood Pressure				
Blood Pressure (90/60-120/80 mmHg)		150/77 H		152/67 H
Mean (mmHg)		94		87
Location				
Source				
Oxygen				
Pulse Oximetry (92-100 %)	97	97	96	96
O2 Delivery				
Oxygen Flow Rate (L/min)				
FI02 (%)				
End-Tidal CO2 (mmHg)	39	39	38	38
Richmond Agitation Sedation Scale				
Richmond Agitation Sedation Scale				
Intracranial Pressure				
ICP (mmHg)				

Lyons, Kathleen A

Facility: Queen of the Valley Hospital **Location:** Q 1 Intensive Care Unit
 61 F 07/13/1961 **Med Rec Num:** MR01483046

Room-Bed: QI007-A
Visit: QH0054940416

Vital Signs - Continued

	11/27/22 05:00	11/27/22 05:02	11/27/22 05:15	11/27/22 05:16
Temperature				
Temperature (97.6 F-99.6 F)				
Temperature Source				
Heart Rate				
Pulse (60-100 beats/min)	94	94	94	94
Method				
Respirations				
Respiratory Rate (12-20 breaths/min)	16	16	16	16
Blood Pressure				
Blood Pressure (90/60-120/80 mmHg)		113/52 L		113/56 L
Mean (mmHg)		67		67
Location				
Source				
Oxygen				
Pulse Oximetry (92-100 %)	96	96	96	96
O2 Delivery				
Oxygen Flow Rate (L/min)				
FI02 (%)				
End-Tidal CO2 (mmHg)	39	39	39	36
Richmond Agitation Sedation Scale				
Richmond Agitation Sedation Scale				
Intracranial Pressure				
ICP (mmHg)				

	11/27/22 05:30	11/27/22 05:31	11/27/22 05:45	11/27/22 05:46
Temperature				
Temperature (97.6 F-99.6 F)				
Temperature Source				
Heart Rate				
Pulse (60-100 beats/min)	94	94	95	94
Method				

Lyons, Kathleen A

Facility: Queen of the Valley Hospital **Location:** Q 1 Intensive Care Unit
 61 F 07/13/1961 **Med Rec Num:** MR01483046

Room-Bed: QI007-A
Visit: QH0054940416

Vital Signs - Continued

Respirations				
Respiratory Rate (12-20 breaths/min)	16	16	16	16
Blood Pressure		109/51 L		107/51 L
Blood Pressure (90/60-120/80 mmHg)		64		63
Mean (mmHg)				
Location				
Source				
Oxygen				
Pulse Oximetry (92-100 %)	96	96	96	96
O2 Delivery				
Oxygen Flow Rate (L/min)				
FIO2 (%)				
End-Tidal CO2 (mmHg)	39	42	41	34
Richmond Agitation Sedation Scale				
Richmond Agitation Sedation Scale				
Intracranial Pressure				
ICP (mmHg)				

Temperature	11/27/22 06:00	11/27/22 06:01	11/27/22 06:15	11/27/22 06:16
Temperature (97.6 F-99.6 F)				
Temperature Source				
Heart Rate				
Pulse (60-100 beats/min)	95	95	97	97
Method				
Respirations				
Respiratory Rate (12-20 breaths/min)	16	16	16	16
Blood Pressure				
Blood Pressure (90/60-120/80 mmHg)		112/55 L		117/55 L
Mean (mmHg)		66		69
Location				
Source				
Oxygen				
Pulse Oximetry (92-100 %)	96	96	97	96
O2 Delivery				

Lyons, Kathleen A

Facility: Queen of the Valley Hospital **Location:** Q 1 Intensive Care Unit
 61 F 07/13/1961 **Med Rec Num:** MR01483046

Room-Bed: QI007-A
Visit: QH0054940416

Vital Signs - Continued

Oxygen Flow Rate (L/min)				
FI02 (%)				
End-Tidal CO2 (mmHg)	41	41	40	27
Richmond Agitation Sedation Scale				
Richmond Agitation Sedation Scale				
Intracranial Pressure				
ICP (mmHg)				

	11/27/22 06:30	11/27/22 06:31	11/27/22 06:45	11/27/22 06:46
Temperature				
Temperature (97.6 F-99.6 F)				
Temperature Source				
Heart Rate				
Pulse (60-100 beats/min)	97	96	97	99
Method				
Respirations				
Respiratory Rate (12-20 breaths/min)	17	16	16	15
Blood Pressure				
Blood Pressure (90/60-120/80 mmHg)		115/53 L		112/59 L
Mean (mmHg)		67		71
Location				
Source				
Oxygen				
Pulse Oximetry (92-100 %)	97	96	96	96
O2 Delivery				
Oxygen Flow Rate (L/min)				
FI02 (%)				
End-Tidal CO2 (mmHg)	36	41	40	39
Richmond Agitation Sedation Scale				
Richmond Agitation Sedation Scale				
Intracranial Pressure				
ICP (mmHg)				

Lyons, Kathleen A

Facility: Queen of the Valley Hospital **Location:** Q 1 Intensive Care Unit
 61 F 07/13/1961 **Med Rec Num:** MR01483046

Room-Bed: QI007-A
Visit: QH0054940416

Vital Signs - Continued

	11/27/22 07:00	11/27/22 07:01	11/27/22 07:15	11/27/22 07:30
Temperature				
Temperature (97.6 F-99.6 F)				
Temperature Source				
Heart Rate				
Pulse (60-100 beats/min)	97	99	99	100
Method				
Respirations				
Respiratory Rate (12-20 breaths/min)	17	17	16	16
Blood Pressure				
Blood Pressure (90/60-120/80 mmHg)		112/55 L	109/56 L	108/49 L
Mean (mmHg)		67	73	68
Location				
Source				
Oxygen				
Pulse Oximetry (92-100 %)	96	96	96	96
O2 Delivery				
Oxygen Flow Rate (L/min)				
FI02 (%)				
End-Tidal CO2 (mmHg)	41	42	41	42
Richmond Agitation Sedation Scale				
Richmond Agitation Sedation Scale				
Intracranial Pressure				
ICP (mmHg)				

Temperature	11/27/22 07:45	11/27/22 08:00	11/27/22 08:15	11/27/22 08:30
Temperature (97.6 F-99.6 F)		99.2 F		
Temperature Source		Temporal Artery Scan		
Heart Rate				
Pulse (60-100 beats/min)	112 H	102 H	102 H	102 H

Lyons, Kathleen A

Facility: Queen of the Valley Hospital **Location:** Q 1 Intensive Care Unit
 61 F 07/13/1961 **Med Rec Num:** MR01483046

Room-Bed: QI007-A
Visit: QH0054940416

Vital Signs - Continued

Method					
Respirations					
Respiratory Rate (12-20 breaths/min)	23 H	21 H	23 H	22 H	
Blood Pressure					
Blood Pressure (90/60-120/80 mmHg)	123/56 H	108/53 L	110/56 L	116/54 L	
Mean (mmHg)	78	71	74	74	
Location					
Source					
Oxygen					
Pulse Oximetry (92-100 %)	96	95	96	96	
O2 Delivery					
Oxygen Flow Rate (L/min)					
FI02 (%)					
End-Tidal CO2 (mmHg)	36	36	33	33	
Richmond Agitation Sedation Scale					
Richmond Agitation Sedation Scale					
Intracranial Pressure					
ICP (mmHg)					

Temperature	11/27/22	11/27/22	11/27/22	11/27/22
Temperature (97.6 F-99.6 F)	08:45	09:00	09:15	09:30
Temperature Source				
Heart Rate				
Pulse (60-100 beats/min)	103 H	103 H	105 H	105 H
Method				
Respirations				
Respiratory Rate (12-20 breaths/min)	22 H	21 H	23 H	19
Blood Pressure				
Blood Pressure (90/60-120/80 mmHg)	120/58 L	104/49 L	111/53 L	
Mean (mmHg)	78	67	72	
Location				
Source				
Oxygen				
Pulse Oximetry (92-100 %)	97	97	97	97

Lyons, Kathleen A

Facility: Queen of the Valley Hospital **Location:** Q 1 Intensive Care Unit
 61 F 07/13/1961 **Med Rec Num:** MR01483046

Room-Bed: QI007-A
Visit: QH0054940416

Vital Signs - Continued

O2 Delivery				
Oxygen Flow Rate (L/min)				
FI02 (%)				
End-Tidal CO2 (mmHg)	32	33	31	30
Richmond Agitation Sedation Scale				
Richmond Agitation Sedation Scale				
Intracranial Pressure				
ICP (mmHg)				

Temperature	11/27/22 09:45	11/27/22 10:00	11/27/22 10:15	11/27/22 10:30
Temperature (97.6 F-99.6 F)				
Temperature Source				
Heart Rate				
Pulse (60-100 beats/min)	105 H	106 H	105 H	104 H
Method				
Respirations				
Respiratory Rate (12-20 breaths/min)	22 H	20	21 H	22 H
Blood Pressure				
Blood Pressure (90/60-120/80 mmHg)	112/50 L	105/51 L	112/54 L	111/54 L
Mean (mmHg)	70	69	73	73
Location				
Source				
Oxygen				
Pulse Oximetry (92-100 %)	97	97	97	97
O2 Delivery				
Oxygen Flow Rate (L/min)				
FI02 (%)				
End-Tidal CO2 (mmHg)	32	33	33	33
Richmond Agitation Sedation Scale				
Richmond Agitation Sedation Scale				
Intracranial Pressure				
ICP (mmHg)				

Lyons, Kathleen A

Facility: Queen of the Valley Hospital **Location:** Q 1 Intensive Care Unit
 61 F 07/13/1961 **Med Rec Num:** MR01483046

Room-Bed: QI007-A
Visit: QH0054940416

Vital Signs - Continued

	11/27/22 10:45	11/27/22 11:00	11/27/22 11:15	11/27/22 11:30
Temperature				
Temperature (97.6 F-99.6 F)				
Temperature Source				
Heart Rate				
Pulse (60-100 beats/min)	103 H	103 H	103 H	104 H
Method				
Respirations				
Respiratory Rate (12-20 breaths/min)	23 H	22 H	22 H	21 H
Blood Pressure				
Blood Pressure (90/60-120/80 mmHg)	105/54 L	109/57 L	117/60	
Mean (mmHg)	71	74	79	
Location				
Source				
Oxygen				
Pulse Oximetry (92-100 %)	97	97	97	97
O2 Delivery				
Oxygen Flow Rate (L/min)				
FI02 (%)				
End-Tidal CO2 (mmHg)	32	31	32	32
Richmond Agitation Sedation Scale				
Richmond Agitation Sedation Scale				
Intracranial Pressure				
ICP (mmHg)				

	11/27/22 11:31	11/27/22 11:45	11/27/22 12:00	11/27/22 12:15
Temperature				
Temperature (97.6 F-99.6 F)			98.8 F	
Temperature Source			Temporal Artery Scan	
Heart Rate				
Pulse (60-100 beats/min)	104 H	104 H	104 H	104 H

Lyons, Kathleen A

Facility: Queen of the Valley Hospital **Location:** Q 1 Intensive Care Unit
 61 F 07/13/1961 **Med Rec Num:** MR01483046

Room-Bed: QI007-A
Visit: QH0054940416

Vital Signs - Continued

Method					
Respirations					
Respiratory Rate (12-20 breaths/min)	21 H	19	22 H	21 H	
Blood Pressure					
Blood Pressure (90/60-120/80 mmHg)	116/58 L	112/57 L	111/56 L	109/55 L	
Mean (mmHg)	70	75	74	73	
Location					
Source					
Oxygen					
Pulse Oximetry (92-100 %)	97	97	98	97	
O2 Delivery					
Oxygen Flow Rate (L/min)					
FI02 (%)					
End-Tidal CO2 (mmHg)	30	31	30	30	
Richmond Agitation Sedation Scale					
Richmond Agitation Sedation Scale					
Intracranial Pressure					
ICP (mmHg)					

Temperature	11/27/22	11/27/22	11/27/22	11/27/22
Temperature (97.6 F-99.6 F)	12:18	12:30	12:45	13:00
Temperature Source				
Heart Rate				
Pulse (60-100 beats/min)	103 H	104 H	102 H	103 H
Method				
Respirations				
Respiratory Rate (12-20 breaths/min)	22 H	21 H	23 H	22 H
Blood Pressure				
Blood Pressure (90/60-120/80 mmHg)	109/55 L	117/56 L	126/55 H	130/55 H
Mean (mmHg)	67	76	78	72
Location				
Source				
Oxygen				
Pulse Oximetry (92-100 %)	97	97	97	97

Lyons, Kathleen A

Facility: Queen of the Valley Hospital **Location:** Q 1 Intensive Care Unit
 61 F 07/13/1961 **Med Rec Num:** MR01483046

Room-Bed: QI007-A
Visit: QH0054940416

Vital Signs - Continued

O2 Delivery				
Oxygen Flow Rate (L/min)				
FI02 (%)				
End-Tidal CO2 (mmHg)	31	30	30	30
Richmond Agitation Sedation Scale				
Richmond Agitation Sedation Scale				
Intracranial Pressure				
ICP (mmHg)				

Temperature	11/27/22 13:15	11/27/22 13:30	11/27/22 13:45	11/27/22 14:00
Temperature (97.6 F-99.6 F)				
Temperature Source				
Heart Rate	98	108 H	107 H	110 H
Pulse (60-100 beats/min)				
Method				
Respirations				
Respiratory Rate (12-20 breaths/min)	20	23 H	23 H	22 H
Blood Pressure				
Blood Pressure (90/60-120/80 mmHg)	76/37 L	123/50 H	138/57 H	105/53 L
Mean (mmHg)	50	65	75	66
Location				
Source				
Oxygen				
Pulse Oximetry (92-100 %)	96	96	96	94
O2 Delivery				
Oxygen Flow Rate (L/min)				
FI02 (%)				
End-Tidal CO2 (mmHg)	30	33	32	33
Richmond Agitation Sedation Scale				
Richmond Agitation Sedation Scale				
Intracranial Pressure				
ICP (mmHg)				

Lyons, Kathleen A

Facility: Queen of the Valley Hospital **Location:** Q 1 Intensive Care Unit
 61 F 07/13/1961 **Med Rec Num:** MR01483046

Room-Bed: QI007-A **Visit:** QH0054940416

Vital Signs - Continued

	11/27/22 14:15	11/27/22 14:30	11/27/22 14:45	11/27/22 15:00
Temperature				
Temperature (97.6 F-99.6 F)				
Temperature Source				
Heart Rate				
Pulse (60-100 beats/min)	106 H	107 H	105 H	103 H
Method				
Respirations				
Respiratory Rate (12-20 breaths/min)	18	20	18	21 H
Blood Pressure				
Blood Pressure (90/60-120/80 mmHg)	103/56 L	109/60	104/56 L	114/60
Mean (mmHg)	68	69	66	72
Location				
Source				
Oxygen				
Pulse Oximetry (92-100 %)	97	97	97	97
O2 Delivery				
Oxygen Flow Rate (L/min)				
FI02 (%)				
End-Tidal CO2 (mmHg)	32	32	33	33
Richmond Agitation Sedation Scale				
Richmond Agitation Sedation Scale				
Intracranial Pressure				
ICP (mmHg)				

Temperature	11/27/22 15:15	11/27/22 15:30	11/27/22 15:45	11/27/22 16:00
Temperature (97.6 F-99.6 F)				98.2 F
Temperature Source				Temporal Artery Scan
Heart Rate				
Pulse (60-100 beats/min)	103 H	103 H	101 H	99

Lyons, Kathleen A

Facility: Queen of the Valley Hospital **Location:** Q 1 Intensive Care Unit
 61 F 07/13/1961 **Med Rec Num:** MR01483046

Room-Bed: QI007-A
Visit: QH0054940416

Vital Signs - Continued

Method					
Respirations					
Respiratory Rate (12-20 breaths/min)	22 H	21 H	20		21 H
Blood Pressure					
Blood Pressure (90/60-120/80 mmHg)	118/66	128/67 H	109/57 L		113/63
Mean (mmHg)	78	80	67		75
Location					
Source					
Oxygen					
Pulse Oximetry (92-100 %)	97	97	96		97
O2 Delivery					
Oxygen Flow Rate (L/min)					
FI02 (%)					
End-Tidal CO2 (mmHg)	32	31	32		31
Richmond Agitation Sedation Scale					
Richmond Agitation Sedation Scale					
Intracranial Pressure					
ICP (mmHg)					

Temperature	11/27/22	11/27/22	11/27/22	11/27/22
Temperature (97.6 F-99.6 F)	16:15	16:30	16:45	17:00
Temperature Source				
Heart Rate				
Pulse (60-100 beats/min)	99	97	98	98
Method				
Respirations				
Respiratory Rate (12-20 breaths/min)	20	20	20	21 H
Blood Pressure				
Blood Pressure (90/60-120/80 mmHg)	122/67 H	122/61 H	120/65	121/65 H
Mean (mmHg)	79	75	77	78
Location				
Source				
Oxygen				
Pulse Oximetry (92-100 %)	97	97	97	97

Lyons, Kathleen A

Facility: Queen of the Valley Hospital **Location:** Q 1 Intensive Care Unit
 61 F 07/13/1961 **Med Rec Num:** MR01483046

Room-Bed: QI007-A
Visit: QH0054940416

Vital Signs - Continued

O2 Delivery				
Oxygen Flow Rate (L/min)				
FI02 (%)				
End-Tidal CO2 (mmHg)	31	30	31	30
Richmond Agitation Sedation Scale				
Richmond Agitation Sedation Scale				
Intracranial Pressure				
ICP (mmHg)				

Temperature	11/27/22 17:15	11/27/22 17:30	11/27/22 17:45	11/27/22 18:00
Temperature (97.6 F-99.6 F)				
Temperature Source				
Heart Rate	115 H	97	95	94
Pulse (60-100 beats/min)				
Method				
Respirations				
Respiratory Rate (12-20 breaths/min)	24 H	16	20	20
Blood Pressure				
Blood Pressure (90/60-120/80 mmHg)	173/73 H	103/61	114/62	108/59 L
Mean (mmHg)	95	70	73	69
Location				
Source				
Oxygen				
Pulse Oximetry (92-100 %)	97	97	98	98
O2 Delivery				
Oxygen Flow Rate (L/min)				
FI02 (%)				
End-Tidal CO2 (mmHg)	33	30	30	30
Richmond Agitation Sedation Scale				
Richmond Agitation Sedation Scale				
Intracranial Pressure				
ICP (mmHg)				

Lyons, Kathleen A

Facility: Queen of the Valley Hospital **Location:** Q 1 Intensive Care Unit
 61 F 07/13/1961 **Med Rec Num:** MR01483046

Room-Bed: QI007-A
Visit: QH0054940416

Vital Signs - Continued

	11/27/22 18:15	11/27/22 18:30	11/27/22 18:45	11/27/22 19:00
Temperature				
Temperature (97.6 F-99.6 F)				
Temperature Source				
Heart Rate				
Pulse (60-100 beats/min)	94	94	96	97
Method				
Respirations				
Respiratory Rate (12-20 breaths/min)	20	20	17	19
Blood Pressure				
Blood Pressure (90/60-120/80 mmHg)	110/67	107/58 L	103/60	116/67
Mean (mmHg)	76	68	68	77
Location				
Source				
Oxygen				
Pulse Oximetry (92-100 %)	98	98	98	97
O2 Delivery				
Oxygen Flow Rate (L/min)				
FI02 (%)				
End-Tidal CO2 (mmHg)	31	35	30	33
Richmond Agitation Sedation Scale				
Richmond Agitation Sedation Scale				
Intracranial Pressure				
ICP (mmHg)				

	11/27/22 19:15	11/27/22 19:30	11/27/22 19:45	11/27/22 20:00
Temperature				
Temperature (97.6 F-99.6 F)				99.0 F
Temperature Source				Oral
Heart Rate				
Pulse (60-100 beats/min)	92	93	92	93
Method				

Lyons, Kathleen A

Facility: Queen of the Valley Hospital **Location:** Q 1 Intensive Care Unit
 61 F 07/13/1961 **Med Rec Num:** MR01483046

Room-Bed: QI007-A
Visit: QH0054940416

Vital Signs - Continued

Respirations				
Respiratory Rate (12-20 breaths/min)	20	21 H	17	20
Blood Pressure				
Blood Pressure (90/60-120/80 mmHg)	111/57 L	102/56 L	112/57 L	109/61
Mean (mmHg)	69	67	69	71
Location				
Source				
Oxygen				
Pulse Oximetry (92-100 %)	98	98	98	97
O2 Delivery				
Oxygen Flow Rate (L/min)				
FIO2 (%)				
End-Tidal CO2 (mmHg)	32	33	30	30
Richmond Agitation Sedation Scale				
Richmond Agitation Sedation Scale				
Intracranial Pressure				
ICP (mmHg)				

Temperature				
Temperature (97.6 F-99.6 F)	11/27/22 20:15	11/27/22 20:30	11/27/22 20:45	11/27/22 21:00
Temperature Source				
Heart Rate				
Pulse (60-100 beats/min)	94	95	91	91
Method				
Respirations				
Respiratory Rate (12-20 breaths/min)	19	20	20	21 H
Blood Pressure				
Blood Pressure (90/60-120/80 mmHg)	107/60	112/60	114/59 L	116/62
Mean (mmHg)	69	72	71	74
Location				
Source				
Oxygen				
Pulse Oximetry (92-100 %)	98	98	97	97
O2 Delivery				

Lyons, Kathleen A

Facility: Queen of the Valley Hospital **Location:** Q 1 Intensive Care Unit
 61 F 07/13/1961 **Med Rec Num:** MR01483046

Room-Bed: QI007-A
Visit: QH0054940416

Vital Signs - Continued

Oxygen Flow Rate (L/min)				
FI02 (%)				
End-Tidal CO2 (mmHg)	33	31	30	30
Richmond Agitation Sedation Scale				
Richmond Agitation Sedation Scale				
Intracranial Pressure				
ICP (mmHg)				

Temperature	11/27/22 21:37	11/27/22 21:45	11/27/22 22:00	11/27/22 22:09
Temperature (97.6 F-99.6 F)				
Temperature Source				
Heart Rate				
Pulse (60-100 beats/min)	97	95	133 H	94
Method				
Respirations				
Respiratory Rate (12-20 breaths/min)	18	20	24 H	20
Blood Pressure				
Blood Pressure (90/60-120/80 mmHg)	86/47 L	105/60	199/106 H	106/54 L
Mean (mmHg)	57	70	128	64
Location				
Source				
Oxygen				
Pulse Oximetry (92-100 %)	96	97	96	96
O2 Delivery				
Oxygen Flow Rate (L/min)				
FI02 (%)				
End-Tidal CO2 (mmHg)	33	32	33	33
Richmond Agitation Sedation Scale				
Richmond Agitation Sedation Scale				
Intracranial Pressure				
ICP (mmHg)				

Lyons, Kathleen A

Facility: Queen of the Valley Hospital **Location:** Q 1 Intensive Care Unit
 61 F 07/13/1961 **Med Rec Num:** MR01483046

Room-Bed: QI007-A
Visit: QH0054940416

Vital Signs - Continued

	11/27/22 22:10	11/27/22 22:11	11/27/22 22:12	11/27/22 22:13
Temperature				
Temperature (97.6 F-99.6 F)				
Temperature Source				
Heart Rate				
Pulse (60-100 beats/min)	93	93	94	93
Method				
Respirations				
Respiratory Rate (12-20 breaths/min)	20	19	18	20
Blood Pressure				
Blood Pressure (90/60-120/80 mmHg)	99/54 L	97/58 L	96/53 L	107/59 L
Mean (mmHg)	65	65	63	69
Location				
Source				
Oxygen				
Pulse Oximetry (92-100 %)	96	96	97	97
O2 Delivery				
Oxygen Flow Rate (L/min)				
FI02 (%)				
End-Tidal CO2 (mmHg)	32	33	33	32
Richmond Agitation Sedation Scale				
Richmond Agitation Sedation Scale				
Intracranial Pressure				
ICP (mmHg)				

	11/27/22 22:14	11/27/22 22:15	11/27/22 22:30	11/27/22 22:45
Temperature				
Temperature (97.6 F-99.6 F)				
Temperature Source				
Heart Rate				
Pulse (60-100 beats/min)	92	92	90	90
Method				

Lyons, Kathleen A

Facility: Queen of the Valley Hospital **Location:** Q 1 Intensive Care Unit
 61 F 07/13/1961 **Med Rec Num:** MR01483046

Room-Bed: QI007-A
Visit: QH0054940416

Vital Signs - Continued

Respirations				
Respiratory Rate (12-20 breaths/min)	19	19	19	20
Blood Pressure				
Blood Pressure (90/60-120/80 mmHg)	102/56 L	96/57 L	91/54 L	110/60
Mean (mmHg)	66	66	66	76
Location				
Source				
Oxygen				
Pulse Oximetry (92-100 %)	97	97	97	97
O2 Delivery				
Oxygen Flow Rate (L/min)				
FIO2 (%)				
End-Tidal CO2 (mmHg)	32	33	33	32
Richmond Agitation Sedation Scale				
Richmond Agitation Sedation Scale				
Intracranial Pressure				
ICP (mmHg)				

Temperature	11/27/22	11/27/22	11/27/22	11/27/22
Temperature (97.6 F-99.6 F)	23:00	23:15	23:30	23:45
Temperature Source				
Heart Rate				
Pulse (60-100 beats/min)	91	89	89	90
Method				
Respirations				
Respiratory Rate (12-20 breaths/min)	17	20	19	21 H
Blood Pressure				
Blood Pressure (90/60-120/80 mmHg)	118/64	119/60	113/63	119/65
Mean (mmHg)	82	79	79	83
Location				
Source				
Oxygen				
Pulse Oximetry (92-100 %)	97	97	97	97
O2 Delivery				

Lyons, Kathleen A

Facility: Queen of the Valley Hospital **Location:** Q 1 Intensive Care Unit
 61 F 07/13/1961 **Med Rec Num:** MR01483046

Room-Bed: QI007-A
Visit: QH0054940416

Vital Signs - Continued

Oxygen Flow Rate (L/min)				
FIO2 (%)				
End-Tidal CO2 (mmHg)	31	31	30	30
Richmond Agitation Sedation Scale				
Richmond Agitation Sedation Scale				
Intracranial Pressure				
ICP (mmHg)				

	11/28/22 00:00	11/28/22 00:15	11/28/22 00:30	11/28/22 00:45
Temperature				
Temperature (97.6 F-99.6 F)	97.9 F			
Temperature Source	Oral			
Heart Rate				
Pulse (60-100 beats/min)	91	92	104 H	92
Method				
Respirations				
Respiratory Rate (12-20 breaths/min)	21 H	19	21 H	19
Blood Pressure				
Blood Pressure (90/60-120/80 mmHg)	133/79 H	92/56 L	135/62 H	112/63
Mean (mmHg)	97	68	86	79
Location				
Source				
Oxygen				
Pulse Oximetry (92-100 %)	97	97	96	97
O2 Delivery				
Oxygen Flow Rate (L/min)				
FIO2 (%)				
End-Tidal CO2 (mmHg)	31	35	33	32
Richmond Agitation Sedation Scale				
Richmond Agitation Sedation Scale				
Intracranial Pressure				
ICP (mmHg)				

Lyons, Kathleen A

Facility: Queen of the Valley Hospital **Location:** Q 1 Intensive Care Unit
 61 F 07/13/1961 **Med Rec Num:** MR01483046

Room-Bed: QI007-A
Visit: QH0054940416

Vital Signs - Continued

	11/28/22 01:00	11/28/22 01:15	11/28/22 01:30	11/28/22 01:45
Temperature				
Temperature (97.6 F-99.6 F)				
Temperature Source				
Heart Rate				
Pulse (60-100 beats/min)	89	90	92	89
Method				
Respirations				
Respiratory Rate (12-20 breaths/min)	21 H	21 H	22 H	19
Blood Pressure				
Blood Pressure (90/60-120/80 mmHg)	111/60	121/65 H	121/61 H	114/65
Mean (mmHg)	77	83	81	81
Location				
Source				
Oxygen				
Pulse Oximetry (92-100 %)	98	97	97	97
O2 Delivery				
Oxygen Flow Rate (L/min)				
FI02 (%)				
End-Tidal CO2 (mmHg)	31	31	31	31
Richmond Agitation Sedation Scale				
Richmond Agitation Sedation Scale				
Intracranial Pressure				
ICP (mmHg)				

Temperature	11/28/22 02:00	11/28/22 02:15	11/28/22 02:30	11/28/22 02:45
Temperature (97.6 F-99.6 F)				
Temperature Source				
Heart Rate				
Pulse (60-100 beats/min)	89	89	90	95
Method				

Lyons, Kathleen A

Facility: Queen of the Valley Hospital **Location:** Q 1 Intensive Care Unit
 61 F 07/13/1961 **Med Rec Num:** MR01483046

Room-Bed: QI007-A
Visit: QH0054940416

Vital Signs - Continued

Respirations				
Respiratory Rate (12-20 breaths/min)	21 H	20	20	20
Blood Pressure				
Blood Pressure (90/60-120/80 mmHg)	121/64 H	115/63	124/69 H	198/126 H
Mean (mmHg)	83	80	87	150
Location				
Source				
Oxygen				
Pulse Oximetry (92-100 %)	98	98	98	98
O2 Delivery				
Oxygen Flow Rate (L/min)				
FI02 (%)				
End-Tidal CO2 (mmHg)	31	30	30	30
Richmond Agitation Sedation Scale				
Richmond Agitation Sedation Scale				
Intracranial Pressure				
ICP (mmHg)				

Temperature	11/28/22 02:50	11/28/22 03:00	11/28/22 03:15	11/28/22 03:30
Temperature (97.6 F-99.6 F)				
Temperature Source				
Heart Rate				
Pulse (60-100 beats/min)	106 H	93	90	90
Method				
Respirations				
Respiratory Rate (12-20 breaths/min)	22 H	19	19	19
Blood Pressure				
Blood Pressure (90/60-120/80 mmHg)	175/61 H	116/67	127/62 H	131/65 H
Mean (mmHg)	86	83	83	87
Location				
Source				
Oxygen				
Pulse Oximetry (92-100 %)	97	97	98	98
O2 Delivery				

Lyons, Kathleen A

Facility: Queen of the Valley Hospital **Location:** Q 1 Intensive Care Unit
 61 F 07/13/1961 **Med Rec Num:** MR01483046

Room-Bed: QI007-A
Visit: QH0054940416

Vital Signs - Continued

Oxygen Flow Rate (L/min)				
FI02 (%)				
End-Tidal CO2 (mmHg)	38	30	30	30
Richmond Agitation Sedation Scale				
Richmond Agitation Sedation Scale				
Intracranial Pressure				
ICP (mmHg)				

	11/28/22 03:45	11/28/22 04:00	11/28/22 04:15	11/28/22 04:30
Temperature		97.4 F L		
Temperature (97.6 F-99.6 F)		Oral		
Temperature Source				
Heart Rate	91	90	133 H	93
Pulse (60-100 beats/min)				
Method				
Respirations				
Respiratory Rate (12-20 breaths/min)	20	20	25 H	16
Blood Pressure				
Blood Pressure (90/60-120/80 mmHg)	132/67 H	112/58 L	123/97 H	90/51 L
Mean (mmHg)	88	76	105	64
Location				
Source				
Oxygen				
Pulse Oximetry (92-100 %)	98	97	95	97
O2 Delivery				
Oxygen Flow Rate (L/min)				
FI02 (%)				
End-Tidal CO2 (mmHg)	31	31	36	35
Richmond Agitation Sedation Scale				
Richmond Agitation Sedation Scale				
Intracranial Pressure				
ICP (mmHg)				

Lyons, Kathleen A

Facility: Queen of the Valley Hospital **Location:** Q 1 Intensive Care Unit
 61 F 07/13/1961 **Med Rec Num:** MR01483046

Room-Bed: QI007-A
Visit: QH0054940416

Vital Signs - Continued

	11/28/22 04:45	11/28/22 05:00	11/28/22 05:15	11/28/22 05:30
Temperature				
Temperature (97.6 F-99.6 F)				
Temperature Source				
Heart Rate				
Pulse (60-100 beats/min)	95	93	92	90
Method				
Respirations				
Respiratory Rate (12-20 breaths/min)	21 H	20	19	18
Blood Pressure				
Blood Pressure (90/60-120/80 mmHg)	137/64 H	98/55 L	107/55 L	110/59 L
Mean (mmHg)	88	69	66	76
Location				
Source				
Oxygen				
Pulse Oximetry (92-100 %)	98	97	98	98
O2 Delivery				
Oxygen Flow Rate (L/min)				
FI02 (%)				
End-Tidal CO2 (mmHg)	33	33	34	31
Richmond Agitation Sedation Scale				
Richmond Agitation Sedation Scale				
Intracranial Pressure				
ICP (mmHg)				

	11/28/22 05:45	11/28/22 06:00	11/28/22 06:15	11/28/22 06:30
Temperature				
Temperature (97.6 F-99.6 F)				
Temperature Source				
Heart Rate				
Pulse (60-100 beats/min)	92	89	90	89
Method				

Lyons, Kathleen A

Facility: Queen of the Valley Hospital **Location:** Q 1 Intensive Care Unit
 61 F 07/13/1961 **Med Rec Num:** MR01483046

Room-Bed: QI007-A
Visit: QH0054940416

Vital Signs - Continued

Respirations				
Respiratory Rate (12-20 breaths/min)	19	19	19	20
Blood Pressure				
Blood Pressure (90/60-120/80 mmHg)	123/68 H	107/55 L	125/66 H	124/67 H
Mean (mmHg)	86	72	85	86
Location				
Source				
Oxygen				
Pulse Oximetry (92-100 %)	98	98	98	98
O2 Delivery				
Oxygen Flow Rate (L/min)				
FIO2 (%)				
End-Tidal CO2 (mmHg)	33	31	30	30
Richmond Agitation Sedation Scale				
Richmond Agitation Sedation Scale				
Intracranial Pressure				
ICP (mmHg)				

Temperature	11/28/22 06:45	11/28/22 07:00	11/28/22 07:15	11/28/22 07:30
Temperature (97.6 F-99.6 F)				
Temperature Source				
Heart Rate				
Pulse (60-100 beats/min)	91	94	96	95
Method				
Respirations				
Respiratory Rate (12-20 breaths/min)	21 H	22 H	23 H	22 H
Blood Pressure				
Blood Pressure (90/60-120/80 mmHg)	127/68 H	143/82 H	137/70 H	140/79 H
Mean (mmHg)	87	102	92	99
Location				
Source				
Oxygen				
Pulse Oximetry (92-100 %)	98	98	97	98
O2 Delivery				

Lyons, Kathleen A

Facility: Queen of the Valley Hospital **Location:** Q 1 Intensive Care Unit
 61 F 07/13/1961 **Med Rec Num:** MR01483046

Room-Bed: QI007-A
Visit: QH0054940416

Vital Signs - Continued

Oxygen Flow Rate (L/min)				
FI02 (%)				
End-Tidal CO2 (mmHg)	36	32	30	30
Richmond Agitation Sedation Scale				
Richmond Agitation Sedation Scale				
Intracranial Pressure				
ICP (mmHg)				

	11/28/22 07:45	11/28/22 08:00	11/28/22 08:15	11/28/22 08:30
Temperature		99.6 F		
Temperature (97.6 F-99.6 F)		Axillary		
Temperature Source				
Heart Rate	90	90	90	89
Pulse (60-100 beats/min)		Monitor		
Method				
Respirations				
Respiratory Rate (12-20 breaths/min)	20	21 H	21 H	22 H
Blood Pressure				
Blood Pressure (90/60-120/80 mmHg)	109/59 L	103/59 L	110/65	121/62 H
Mean (mmHg)	70	69	74	76
Location		Left Arm		
Source		Automatic Cuff		
Oxygen				
Pulse Oximetry (92-100 %)	98	98	98	98
O2 Delivery		Mechanical Ventilation		
Oxygen Flow Rate (L/min)				
FI02 (%)		35		
End-Tidal CO2 (mmHg)	32	30	30	30
Richmond Agitation Sedation Scale				
Richmond Agitation Sedation Scale				
Intracranial Pressure				
ICP (mmHg)				

Lyons, Kathleen A

Facility: Queen of the Valley Hospital **Location:** Q 1 Intensive Care Unit
 61 F 07/13/1961 **Med Rec Num:** MR01483046

Room-Bed: QI007-A
Visit: QH0054940416

Vital Signs - Continued

	11/28/22 08:45	11/28/22 09:00	11/28/22 09:15	11/28/22 09:30
Temperature				
Temperature (97.6 F-99.6 F)				
Temperature Source				
Heart Rate				
Pulse (60-100 beats/min)	88	88	87	88
Method				
Respirations				
Respiratory Rate (12-20 breaths/min)	21 H	22 H	19	24 H
Blood Pressure				
Blood Pressure (90/60-120/80 mmHg)	113/62	117/71	121/62 H	127/64 H
Mean (mmHg)	74	82	76	78
Location				
Source				
Oxygen				
Pulse Oximetry (92-100 %)	98	98	98	98
O2 Delivery				
Oxygen Flow Rate (L/min)				
FI02 (%)				
End-Tidal CO2 (mmHg)	30	32	27	30
Richmond Agitation Sedation Scale				
Richmond Agitation Sedation Scale				
Intracranial Pressure				
ICP (mmHg)				

	11/28/22 09:45	11/28/22 10:00	11/28/22 10:15	11/28/22 10:30
Temperature				
Temperature (97.6 F-99.6 F)				
Temperature Source				
Heart Rate				
Pulse (60-100 beats/min)	87	87	98	87
Method				

Lyons, Kathleen A

Facility: Queen of the Valley Hospital **Location:** Q 1 Intensive Care Unit
 61 F 07/13/1961 **Med Rec Num:** MR01483046

Room-Bed: QI007-A
Visit: QH0054940416

Vital Signs - Continued

Respirations				
Respiratory Rate (12-20 breaths/min)	21 H	21 H	26 H	22 H
Blood Pressure				
Blood Pressure (90/60-120/80 mmHg)	122/59 H	125/64 H	131/80 H	124/62 H
Mean (mmHg)	74	79	89	76
Location				
Source				
Oxygen				
Pulse Oximetry (92-100 %)	98	98	99	98
O2 Delivery				
Oxygen Flow Rate (L/min)				
FIO2 (%)				
End-Tidal CO2 (mmHg)	29	29	27	27
Richmond Agitation Sedation Scale				
Richmond Agitation Sedation Scale				
Intracranial Pressure				
ICP (mmHg)				

Temperature	11/28/22 10:45	11/28/22 11:00	11/28/22 11:15	11/28/22 11:30
Temperature (97.6 F-99.6 F)				
Temperature Source				
Heart Rate				
Pulse (60-100 beats/min)	87	88	87	87
Method				
Respirations				
Respiratory Rate (12-20 breaths/min)	22 H	22 H	23 H	26 H
Blood Pressure				
Blood Pressure (90/60-120/80 mmHg)	134/67 H	124/64 H	139/73 H	113/69
Mean (mmHg)	82	77	90	80
Location				
Source				
Oxygen				
Pulse Oximetry (92-100 %)	98	98	98	99
O2 Delivery				

Lyons, Kathleen A

Facility: Queen of the Valley Hospital **Location:** Q 1 Intensive Care Unit
 61 F 07/13/1961 **Med Rec Num:** MR01483046

Room-Bed: QI007-A
Visit: QH0054940416

Vital Signs - Continued

Oxygen Flow Rate (L/min)					
FI02 (%)					
End-Tidal CO2 (mmHg)	28	27	28	27	
Richmond Agitation Sedation Scale					
Richmond Agitation Sedation Scale					
Intracranial Pressure					
ICP (mmHg)					

	11/28/22 11:45	11/28/22 12:00	11/28/22 12:15	11/28/22 12:30
Temperature		99.2 F		
Temperature (97.6 F-99.6 F)		Axillary		
Temperature Source				
Heart Rate	86	83	85	85
Pulse (60-100 beats/min)		Monitor		
Method				
Respirations				
Respiratory Rate (12-20 breaths/min)	19	22 H	20	22 H
Blood Pressure				
Blood Pressure (90/60-120/80 mmHg)	111/71	115/60	128/71 H	129/62 H
Mean (mmHg)	84	72	85	78
Location		Left Arm		
Source		Automatic Cuff		
Oxygen				
Pulse Oximetry (92-100 %)	98	99	99	99
O2 Delivery		Mechanical Ventilation		
Oxygen Flow Rate (L/min)				
FI02 (%)		35		
End-Tidal CO2 (mmHg)	27	27	27	28
Richmond Agitation Sedation Scale				
Richmond Agitation Sedation Scale				
Intracranial Pressure				
ICP (mmHg)				

Lyons, Kathleen A

Facility: Queen of the Valley Hospital **Location:** Q 1 Intensive Care Unit
 61 F 07/13/1961 **Med Rec Num:** MR01483046

Room-Bed: QI007-A
Visit: QH0054940416

Vital Signs - Continued

	11/28/22 12:45	11/28/22 13:00	11/28/22 13:08	11/28/22 13:15
Temperature				
Temperature (97.6 F-99.6 F)				
Temperature Source				
Heart Rate				
Pulse (60-100 beats/min)	84	85	86	85
Method				
Respirations				
Respiratory Rate (12-20 breaths/min)	23 H	22 H	25 H	22 H
Blood Pressure				
Blood Pressure (90/60-120/80 mmHg)	126/64 H	126/64 H	126/64 H	121/59 H
Mean (mmHg)	84	84	78	74
Location				
Source				
Oxygen				
Pulse Oximetry (92-100 %)	98	98	98	98
O2 Delivery				
Oxygen Flow Rate (L/min)				
FI02 (%)				
End-Tidal CO2 (mmHg)	26	24	27	27
Richmond Agitation Sedation Scale				
Richmond Agitation Sedation Scale				
Intracranial Pressure				
ICP (mmHg)				

	11/28/22 13:30	11/28/22 13:45	11/28/22 14:00	11/28/22 14:15
Temperature				
Temperature (97.6 F-99.6 F)				
Temperature Source				
Heart Rate				
Pulse (60-100 beats/min)	95	85	87	83
Method				

Lyons, Kathleen A

Facility: Queen of the Valley Hospital **Location:** Q 1 Intensive Care Unit
 61 F 07/13/1961 **Med Rec Num:** MR01483046

Room-Bed: QI007-A
Visit: QH0054940416

Vital Signs - Continued

Respirations				
Respiratory Rate (12-20 breaths/min)	23 H	20	22 H	23 H
Blood Pressure				
Blood Pressure (90/60-120/80 mmHg)	117/84 H	110/56 L	115/72	118/62
Mean (mmHg)	92	68	82	74
Location				
Source				
Oxygen				
Pulse Oximetry (92-100 %)	98	98	99	99
O2 Delivery				
Oxygen Flow Rate (L/min)				
FIO2 (%)				
End-Tidal CO2 (mmHg)	29	28	26	25
Richmond Agitation Sedation Scale				
Richmond Agitation Sedation Scale				
Intracranial Pressure				
ICP (mmHg)				

Temperature				
Temperature (97.6 F-99.6 F)	11/28/22 14:30	11/28/22 14:45	11/28/22 15:00	11/28/22 15:15
Temperature Source				
Heart Rate				
Pulse (60-100 beats/min)	82	81	81	81
Method				
Respirations				
Respiratory Rate (12-20 breaths/min)	20	21 H	20	22 H
Blood Pressure				
Blood Pressure (90/60-120/80 mmHg)	121/64 H	114/57 L	115/61	119/65
Mean (mmHg)	78	71	74	76
Location				
Source				
Oxygen				
Pulse Oximetry (92-100 %)	99	99	99	99
O2 Delivery				

Lyons, Kathleen A

Facility: Queen of the Valley Hospital **Location:** Q 1 Intensive Care Unit
 61 F 07/13/1961 **Med Rec Num:** MR01483046

Room-Bed: QI007-A
Visit: QH0054940416

Vital Signs - Continued

Oxygen Flow Rate (L/min)					
FI02 (%)					
End-Tidal CO2 (mmHg)	27	26	26	25	
Richmond Agitation Sedation Scale					
Richmond Agitation Sedation Scale					
Intracranial Pressure					
ICP (mmHg)					

	11/28/22 15:30	11/28/22 15:45	11/28/22 16:00	11/28/22 16:15
Temperature				
Temperature (97.6 F-99.6 F)			99.1 F	
Temperature Source			Axillary	
Heart Rate				
Pulse (60-100 beats/min)	80	81	79	78
Method		Monitor		
Respirations				
Respiratory Rate (12-20 breaths/min)	21 H	20	22 H	22 H
Blood Pressure				
Blood Pressure (90/60-120/80 mmHg)	116/65	125/79 H	122/65 H	112/57 L
Mean (mmHg)	77	90	80	71
Location		Left Arm		
Source		Automatic Cuff		
Oxygen				
Pulse Oximetry (92-100 %)	99	99	99	99
O2 Delivery			Mechanical Ventilation	
Oxygen Flow Rate (L/min)				
FI02 (%)			35	
End-Tidal CO2 (mmHg)	26	24	24	25
Richmond Agitation Sedation Scale				
Richmond Agitation Sedation Scale				
Intracranial Pressure				
ICP (mmHg)				

Lyons, Kathleen A

Facility: Queen of the Valley Hospital **Location:** Q 1 Intensive Care Unit
 61 F 07/13/1961 **Med Rec Num:** MR01483046

Room-Bed: QI007-A
Visit: QH0054940416

Vital Signs - Continued

	11/28/22 16:30	11/28/22 16:45	11/28/22 16:46	11/28/22 17:00
Temperature				
Temperature (97.6 F-99.6 F)				
Temperature Source				
Heart Rate				
Pulse (60-100 beats/min)	77	77	78	78
Method				
Respirations				
Respiratory Rate (12-20 breaths/min)	21 H	21 H	21 H	20
Blood Pressure				
Blood Pressure (90/60-120/80 mmHg)	116/63	120/62	120/62	117/66
Mean (mmHg)	76	81	77	83
Location				
Source				
Oxygen				
Pulse Oximetry (92-100 %)	99	99	99	99
O2 Delivery				
Oxygen Flow Rate (L/min)				
FI02 (%)				
End-Tidal CO2 (mmHg)	26	26	24	25
Richmond Agitation Sedation Scale				
Richmond Agitation Sedation Scale				
Intracranial Pressure				
ICP (mmHg)				

	11/28/22 17:01	11/28/22 17:15	11/28/22 17:16	11/28/22 17:30
Temperature				
Temperature (97.6 F-99.6 F)				
Temperature Source				
Heart Rate				
Pulse (60-100 beats/min)	79	79	77	82
Method				

Lyons, Kathleen A

Facility: Queen of the Valley Hospital **Location:** Q 1 Intensive Care Unit
 61 F 07/13/1961 **Med Rec Num:** MR01483046

Room-Bed: QI007-A
Visit: QH0054940416

Vital Signs - Continued

Respirations				
Respiratory Rate (12-20 breaths/min)	18	17	21 H	22 H
Blood Pressure				
Blood Pressure (90/60-120/80 mmHg)	117/66	123/62 H	123/62 H	92/56 L
Mean (mmHg)	78	82	77	68
Location				
Source				
Oxygen				
Pulse Oximetry (92-100 %)	99	99	99	98
O2 Delivery				
Oxygen Flow Rate (L/min)				
FIO2 (%)				
End-Tidal CO2 (mmHg)	26	25	24	26
Richmond Agitation Sedation Scale				
Richmond Agitation Sedation Scale				
Intracranial Pressure				
ICP (mmHg)				

Temperature				
Temperature (97.6 F-99.6 F)	11/28/22 17:31	11/28/22 17:45	11/28/22 17:46	11/28/22 18:00
Temperature Source				
Heart Rate				
Pulse (60-100 beats/min)	81	79	78	81
Method				
Respirations				
Respiratory Rate (12-20 breaths/min)	20	20	19	18
Blood Pressure				
Blood Pressure (90/60-120/80 mmHg)	92/56 L	97/60	97/60	127/65 H
Mean (mmHg)	64	72	69	85
Location				
Source				
Oxygen				
Pulse Oximetry (92-100 %)	98	99	99	98
O2 Delivery				

Lyons, Kathleen A
Facility: Queen of the Valley Hospital **Location:** Q 1 Intensive Care Unit
 61 F 07/13/1961 **Med Rec Num:** MR01483046

Room-Bed: QI007-A
Visit: QH0054940416

Vital Signs - Continued

Oxygen Flow Rate (L/min)				
FI02 (%)				
End-Tidal CO2 (mmHg)	26	24	26	25
Richmond Agitation Sedation Scale				
Richmond Agitation Sedation Scale				
Intracranial Pressure				
ICP (mmHg)				

	11/28/22 18:01	11/28/22 18:15	11/28/22 18:16	11/28/22 18:31
Temperature				
Temperature (97.6 F-99.6 F)				
Temperature Source				
Heart Rate				
Pulse (60-100 beats/min)	80	78	78	76
Method				
Respirations				
Respiratory Rate (12-20 breaths/min)	22 H	22 H	20	20
Blood Pressure				
Blood Pressure (90/60-120/80 mmHg)	127/65 H	119/57 L	119/57 L	118/61
Mean (mmHg)	77	77	71	74
Location				
Source				
Oxygen				
Pulse Oximetry (92-100 %)	98	98	98	99
O2 Delivery				
Oxygen Flow Rate (L/min)				
FI02 (%)				
End-Tidal CO2 (mmHg)	26	25	26	26
Richmond Agitation Sedation Scale				
Richmond Agitation Sedation Scale				
Intracranial Pressure				
ICP (mmHg)				

Lyons, Kathleen A

Facility: Queen of the Valley Hospital **Location:** Q 1 Intensive Care Unit
 61 F 07/13/1961 **Med Rec Num:** MR01483046

Room-Bed: QI007-A
Visit: QH0054940416

Vital Signs - Continued

Temperature	11/28/22 18:46	11/28/22 19:00	11/28/22 19:16	11/28/22 19:31
Temperature (97.6 F-99.6 F)				
Temperature Source				
Heart Rate	77	75	75	76
Pulse (60-100 beats/min)				
Method				
Respirations				
Respiratory Rate (12-20 breaths/min)	19	20	20	20
Blood Pressure				
Blood Pressure (90/60-120/80 mmHg)	119/60	113/60	116/63	115/77
Mean (mmHg)	74	77	75	83
Location				
Source				
Oxygen				
Pulse Oximetry (92-100 %)	99	99	99	99
O2 Delivery		Mechanical Ventilation		
Oxygen Flow Rate (L/min)				
FI02 (%)		35		
End-Tidal CO2 (mmHg)	26	25	24	24
Richmond Agitation Sedation Scale				
Richmond Agitation Sedation Scale				
Intracranial Pressure				
ICP (mmHg)				

Temperature	11/28/22 19:46	11/28/22 20:00	11/28/22 20:16	11/28/22 20:32
Temperature (97.6 F-99.6 F)				
Temperature Source		Temporal Artery Scan		
Heart Rate				

Lyons, Kathleen A

Facility: Queen of the Valley Hospital **Location:** Q 1 Intensive Care Unit
 61 F 07/13/1961 **Med Rec Num:** MR01483046

Room-Bed: QI007-A
Visit: QH0054940416

Vital Signs - Continued

Pulse (60-100 beats/min)	76	76	76	76	73
Method					
Respirations					
Respiratory Rate (12-20 breaths/min)	21 H	21 H	21 H	21 H	21 H
Blood Pressure					
Blood Pressure (90/60-120/80 mmHg)	127/68 H	126/62 H	136/73 H	117/57 L	
Mean (mmHg)	82	83	87	70	
Location					
Source					
Oxygen					
Pulse Oximetry (92-100 %)	99	99	99	99	99
O2 Delivery		Mechanical Ventilation			
Oxygen Flow Rate (L/min)					
FI02 (%)		35			
End-Tidal CO2 (mmHg)	26	26	27	25	
Richmond Agitation Sedation Scale					
Richmond Agitation Sedation Scale					
Intracranial Pressure					
ICP (mmHg)					

Temperature	11/28/22	11/28/22	11/28/22	11/28/22	11/28/22
Temperature (97.6 F-99.6 F)	20:46	21:00	21:16	21:31	
Temperature Source					
Heart Rate					
Pulse (60-100 beats/min)	74	73	72	71	
Method					
Respirations					
Respiratory Rate (12-20 breaths/min)	22 H	16	19	19	
Blood Pressure					
Blood Pressure (90/60-120/80 mmHg)	117/64	107/59 L	103/59 L	96/56 L	
Mean (mmHg)	75	75	68	65	
Location					
Source					

Lyons, Kathleen A

Facility: Queen of the Valley Hospital **Location:** Q 1 Intensive Care Unit
 61 F 07/13/1961 **Med Rec Num:** MR01483046

Room-Bed: QI007-A
Visit: QH0054940416

Vital Signs - Continued

Oxygen				
Pulse Oximetry (92-100 %)	99	99	99	99
O2 Delivery		Mechanical Ventilation		
Oxygen Flow Rate (L/min)				
FI02 (%)		35		
End-Tidal CO2 (mmHg)	26	24	26	26
Richmond Agitation Sedation Scale				
Richmond Agitation Sedation Scale				
Intracranial Pressure				
ICP (mmHg)				

Temperature	11/28/22 21:46	11/28/22 22:00	11/28/22 22:17	11/28/22 22:31
Temperature (97.6 F-99.6 F)				
Temperature Source				
Heart Rate				
Pulse (60-100 beats/min)	70	71	73	77
Method				
Respirations				
Respiratory Rate (12-20 breaths/min)	18	19	20	21 H
Blood Pressure				
Blood Pressure (90/60-120/80 mmHg)	91/48 L	96/58 L	123/56 H	110/62
Mean (mmHg)	57	70	72	72
Location				
Source				
Oxygen				
Pulse Oximetry (92-100 %)	98	99	99	99
O2 Delivery		Mechanical Ventilation		
Oxygen Flow Rate (L/min)				
FI02 (%)		35		
End-Tidal CO2 (mmHg)	27	28	30	28
Richmond Agitation Sedation Scale				
Richmond Agitation Sedation Scale				

Lyons, Kathleen A

Facility: Queen of the Valley Hospital **Location:** Q 1 Intensive Care Unit
 61 F 07/13/1961 **Med Rec Num:** MR01483046

Room-Bed: QI007-A
Visit: QH0054940416

Vital Signs - Continued

Intracranial Pressure
 ICP (mmHg)

	11/28/22 22:46	11/28/22 23:00	11/28/22 23:16	11/28/22 23:31
Temperature				
Temperature (97.6 F-99.6 F)				
Temperature Source				
Heart Rate				
Pulse (60-100 beats/min)	78	76	76	81
Method				
Respirations				
Respiratory Rate (12-20 breaths/min)	20	22 H	23 H	21 H
Blood Pressure				
Blood Pressure (90/60-120/80 mmHg)	118/66	106/53 L	108/55 L	118/65
Mean (mmHg)	78	70	65	77
Location				
Source				
Oxygen				
Pulse Oximetry (92-100 %)	99	99	98	98
O2 Delivery		Mechanical Ventilation		
Oxygen Flow Rate (L/min)				
FI02 (%)		35		
End-Tidal CO2 (mmHg)	30	29	28	28
Richmond Agitation Sedation Scale				
Richmond Agitation Sedation Scale				
Intracranial Pressure				
ICP (mmHg)				

Temperature	11/28/22 23:46	11/29/22 00:00	11/29/22 00:16	11/29/22 00:31
Temperature (97.6 F-99.6 F)		97.6 F		

Lyons, Kathleen A

Facility: Queen of the Valley Hospital **Location:** Q 1 Intensive Care Unit
 61 F 07/13/1961 **Med Rec Num:** MR01483046

Room-Bed: QI007-A
Visit: QH0054940416

Vital Signs - Continued

Temperature Source		Oral			
Heart Rate					
Pulse (60-100 beats/min)	77	78	80	78	
Method					
Respirations					
Respiratory Rate (12-20 breaths/min)	22 H	21 H	16	18	
Blood Pressure					
Blood Pressure (90/60-120/80 mmHg)	110/53 L	106/64	119/70	110/59 L	
Mean (mmHg)	66	78	81	70	
Location					
Source					
Oxygen					
Pulse Oximetry (92-100 %)	98	98	98	98	
O2 Delivery		Mechanical Ventilation			
Oxygen Flow Rate (L/min)					
FI02 (%)		35			
End-Tidal CO2 (mmHg)	28	27	31	28	
Richmond Agitation Sedation Scale					
Richmond Agitation Sedation Scale					
Intracranial Pressure					
ICP (mmHg)					
Temperature	11/29/22 00:46	11/29/22 01:00	11/29/22 01:16	11/29/22 01:31	
Temperature (97.6 F-99.6 F)					
Temperature Source					
Heart Rate					
Pulse (60-100 beats/min)	78	79	79	80	
Method					
Respirations					
Respiratory Rate (12-20 breaths/min)	23 H	21 H	22 H	23 H	
Blood Pressure					
Blood Pressure (90/60-120/80 mmHg)	113/57 L	125/69 H	126/62 H	127/77 H	
Mean (mmHg)	69	87	75	87	

Lyons, Kathleen A

Facility: Queen of the Valley Hospital **Location:** Q 1 Intensive Care Unit
 61 F 07/13/1961 **Med Rec Num:** MR01483046

Room-Bed: QI007-A
Visit: QH0054940416

Vital Signs - Continued

Location				
Source				
Oxygen				
Pulse Oximetry (92-100 %)	98	98	97	98
O2 Delivery		Mechanical Ventilation		
Oxygen Flow Rate (L/min)				
FI02 (%)		35		
End-Tidal CO2 (mmHg)	27	28	27	27
Richmond Agitation Sedation Scale				
Richmond Agitation Sedation Scale				
Intracranial Pressure				
ICP (mmHg)				

Temperature	11/29/22 01:46	11/29/22 02:00	11/29/22 02:15	11/29/22 02:30
Temperature (97.6 F-99.6 F)				
Temperature Source				
Heart Rate	78	76	76	76
Pulse (60-100 beats/min)				
Method				
Respirations				
Respiratory Rate (12-20 breaths/min)	22 H	20	22 H	22 H
Blood Pressure				
Blood Pressure (90/60-120/80 mmHg)	113/49 L	110/54 L	111/54 L	107/55 L
Mean (mmHg)	63	67	67	66
Location				
Source				
Oxygen				
Pulse Oximetry (92-100 %)	97	98	98	98
O2 Delivery		Mechanical Ventilation		
Oxygen Flow Rate (L/min)				
FI02 (%)		35		
End-Tidal CO2 (mmHg)	28	27	28	27

Lyons, Kathleen A

Facility: Queen of the Valley Hospital **Location:** Q 1 Intensive Care Unit
 61 F 07/13/1961 **Med Rec Num:** MR01483046

Room-Bed: QI007-A
Visit: QH0054940416

Vital Signs - Continued

Richmond Agitation Sedation Scale					
Richmond Agitation Sedation Scale					
Intracranial Pressure					
ICP (mmHg)					

Temperature	11/29/22 02:45	11/29/22 03:00	11/29/22 03:15	11/29/22 03:30
Temperature (97.6 F-99.6 F)				
Temperature Source				
Heart Rate	76	75	73	74
Pulse (60-100 beats/min)				
Method				
Respirations	21 H	20	20	20
Respiratory Rate (12-20 breaths/min)				
Blood Pressure				
Blood Pressure (90/60-120/80 mmHg)	117/65	107/58 L	113/57 L	116/63
Mean (mmHg)	76	69	70	75
Location				
Source				
Oxygen				
Pulse Oximetry (92-100 %)	98	98	98	99
O2 Delivery		Mechanical Ventilation		
Oxygen Flow Rate (L/min)				
FI02 (%)		35		
End-Tidal CO2 (mmHg)	28	30	28	27
Richmond Agitation Sedation Scale				
Richmond Agitation Sedation Scale				
Intracranial Pressure				
ICP (mmHg)				

Lyons, Kathleen A

Facility: Queen of the Valley Hospital **Location:** Q 1 Intensive Care Unit
 61 F 07/13/1961 **Med Rec Num:** MR01483046

Room-Bed: QI007-A
Visit: QH0054940416

Vital Signs - Continued

	11/29/22 03:45	11/29/22 04:00	11/29/22 04:16	11/29/22 04:31
Temperature		97 F L		
Temperature (97.6 F-99.6 F)		Temporal Artery Scan		
Temperature Source				
Heart Rate				
Pulse (60-100 beats/min)	74	76	122 H	76
Method				
Respirations				
Respiratory Rate (12-20 breaths/min)	21 H	23 H	20	17
Blood Pressure				
Blood Pressure (90/60-120/80 mmHg)	127/62 H	126/71 H	104/91 H	80/41 L
Mean (mmHg)	78	82	95	50
Location				
Source				
Oxygen				
Pulse Oximetry (92-100 %)	99	99	95	96
O2 Delivery		Mechanical Ventilation		
Oxygen Flow Rate (L/min)				
FIO2 (%)		35		
End-Tidal CO2 (mmHg)	27	27	37	30
Richmond Agitation Sedation Scale				
Richmond Agitation Sedation Scale				
Intracranial Pressure				
ICP (mmHg)				

	11/29/22 04:34	11/29/22 04:38	11/29/22 04:45	11/29/22 04:47
Temperature				
Temperature (97.6 F-99.6 F)				
Temperature Source				
Heart Rate				

Lyons, Kathleen A

Facility: Queen of the Valley Hospital **Location:** Q 1 Intensive Care Unit
 61 F 07/13/1961 **Med Rec Num:** MR01483046

Room-Bed: QI007-A
Visit: QH0054940416

Vital Signs - Continued

Pulse (60-100 beats/min)	75	74	100	87
Method				
Respirations				
Respiratory Rate (12-20 breaths/min)	19	18	24 H	24 H
Blood Pressure				
Blood Pressure (90/60-120/80 mmHg)	79/51 L	88/52 L	210/106 H	182/82 H
Mean (mmHg)	57	60	129	101
Location				
Source				
Oxygen				
Pulse Oximetry (92-100 %)	97	97	98	97
O2 Delivery				
Oxygen Flow Rate (L/min)				
FI02 (%)				
End-Tidal CO2 (mmHg)	30	29	28	30
Richmond Agitation Sedation Scale				
Richmond Agitation Sedation Scale				
Intracranial Pressure				
ICP (mmHg)				

Temperature	11/29/22	11/29/22	11/29/22	11/29/22
Temperature (97.6 F-99.6 F)	04:53	05:00	05:15	05:30
Temperature Source				
Heart Rate				
Pulse (60-100 beats/min)	78	74	73	70
Method				
Respirations				
Respiratory Rate (12-20 breaths/min)	20	19	17	21 H
Blood Pressure				
Blood Pressure (90/60-120/80 mmHg)	123/57 H	112/56 L	119/61	105/62
Mean (mmHg)	72	67	74	70
Location				
Source				
Oxygen				

Lyons, Kathleen A

Facility: Queen of the Valley Hospital **Location:** Q 1 Intensive Care Unit
 61 F 07/13/1961 **Med Rec Num:** MR01483046

Room-Bed: QI007-A
Visit: QH0054940416

Vital Signs - Continued

Pulse Oximetry (92-100 %)	96	96	97	97
O2 Delivery		Mechanical Ventilation		
Oxygen Flow Rate (L/min)		35		
FI02 (%)		29		
End-Tidal CO2 (mmHg)	29	29	29	27
Richmond Agitation Sedation Scale				
Richmond Agitation Sedation Scale				
Intracranial Pressure				
ICP (mmHg)				

Temperature	11/29/22 05:45	11/29/22 06:00	11/29/22 06:15	11/29/22 06:30
Temperature (97.6 F-99.6 F)				
Temperature Source				
Heart Rate				
Pulse (60-100 beats/min)	69	68	66	66
Method				
Respirations				
Respiratory Rate (12-20 breaths/min)	17	24 H	18	18
Blood Pressure				
Blood Pressure (90/60-120/80 mmHg)	108/60	111/57 L	110/58 L	106/61
Mean (mmHg)	70	68	69	70
Location				
Source				
Oxygen				
Pulse Oximetry (92-100 %)	97	98	98	98
O2 Delivery		Mechanical Ventilation		
Oxygen Flow Rate (L/min)				
FI02 (%)		35		
End-Tidal CO2 (mmHg)	27	29	28	30
Richmond Agitation Sedation Scale				
Richmond Agitation Sedation Scale				
Intracranial Pressure				

Lyons, Kathleen A

Facility: Queen of the Valley Hospital **Location:** Q 1 Intensive Care Unit
 61 F 07/13/1961 **Med Rec Num:** MR01483046

Room-Bed: QI007-A
Visit: QH0054940416

Vital Signs - Continued

ICP (mmHg)

Temperature	11/29/22 06:45	11/29/22 07:00	11/29/22 07:15	11/29/22 07:30
Temperature (97.6 F-99.6 F)				
Temperature Source				
Heart Rate				
Pulse (60-100 beats/min)	66	65	65	65
Method				
Respirations				
Respiratory Rate (12-20 breaths/min)	17	19	16	20
Blood Pressure				
Blood Pressure (90/60-120/80 mmHg)	103/57 L	109/62	116/66	116/61
Mean (mmHg)	67	72	77	79
Location				
Source				
Oxygen				
Pulse Oximetry (92-100 %)	98	98	99	98
O2 Delivery				
Oxygen Flow Rate (L/min)				
FIO2 (%)				
End-Tidal CO2 (mmHg)	29	28	27	27
Richmond Agitation Sedation Scale				
Richmond Agitation Sedation Scale				
Intracranial Pressure				
ICP (mmHg)				

Temperature	11/29/22 07:45	11/29/22 08:00	11/29/22 08:15	11/29/22 08:30
Temperature (97.6 F-99.6 F)				
Temperature Source		95.3 F L		
		Temporal Artery		
		Scan		

Lyons, Kathleen A

Facility: Queen of the Valley Hospital **Location:** Q 1 Intensive Care Unit
 61 F 07/13/1961 **Med Rec Num:** MR01483046

Room-Bed: QI007-A
Visit: QH0054940416

Vital Signs - Continued

Heart Rate				
Pulse (60-100 beats/min)	65	64	63	62
Method	Monitor			
Respirations				
Respiratory Rate (12-20 breaths/min)	19	19	21 H	19
Blood Pressure				
Blood Pressure (90/60-120/80 mmHg)	120/69	114/65	104/65	107/58 L
Mean (mmHg)	81	76	74	69
Location		Left Arm		
Source		Automatic Cuff		
Oxygen				
Pulse Oximetry (92-100 %)	98	99	98	98
O2 Delivery		Mechanical Ventilation		
Oxygen Flow Rate (L/min)				
FI02 (%)		35		
End-Tidal CO2 (mmHg)	29	28	27	28
Richmond Agitation Sedation Scale				
Richmond Agitation Sedation Scale				
Intracranial Pressure				
ICP (mmHg)				

Temperature				
Temperature (97.6 F-99.6 F)	11/29/22 08:45	11/29/22 09:00	11/29/22 09:01	11/29/22 09:15
Temperature Source		95.2 F L Temporal Artery Scan		
Heart Rate				
Pulse (60-100 beats/min)	64	61	60	61
Method				
Respirations				
Respiratory Rate (12-20 breaths/min)	20	18	20	18
Blood Pressure				
Blood Pressure (90/60-120/80 mmHg)	117/66	97/53 L	97/53 L	95/55 L
Mean (mmHg)	79	67	62	64

Lyons, Kathleen A

Facility: Queen of the Valley Hospital **Location:** Q 1 Intensive Care Unit
 61 F 07/13/1961 **Med Rec Num:** MR01483046

Room-Bed: QI007-A
Visit: QH0054940416

Vital Signs - Continued

Location				
Source				
Oxygen				
Pulse Oximetry (92-100 %)	99	98	98	98
O2 Delivery				
Oxygen Flow Rate (L/min)				
FI02 (%)				
End-Tidal CO2 (mmHg)	29	26	26	28
Richmond Agitation Sedation Scale				
Richmond Agitation Sedation Scale				
Intracranial Pressure				
ICP (mmHg)				

	11/29/22 09:30	11/29/22 09:45	11/29/22 10:00	11/29/22 10:15
Temperature			95.4 F L	
Temperature (97.6 F-99.6 F)			Temporal Artery Scan	
Temperature Source				
Heart Rate				
Pulse (60-100 beats/min)	61	63	62	63
Method				
Respirations				
Respiratory Rate (12-20 breaths/min)	20	17	15	22 H
Blood Pressure				
Blood Pressure (90/60-120/80 mmHg)	84/55 L	117/63	127/66 H	110/58 L
Mean (mmHg)	62	77	80	75
Location				
Source				
Oxygen				
Pulse Oximetry (92-100 %)	98	98	99	98
O2 Delivery				
Oxygen Flow Rate (L/min)				
FI02 (%)				
End-Tidal CO2 (mmHg)	28	29	30	27
Richmond Agitation Sedation Scale				

Lyons, Kathleen A

Facility: Queen of the Valley Hospital **Location:** Q 1 Intensive Care Unit
 61 F 07/13/1961 **Med Rec Num:** MR01483046

Room-Bed: QI007-A
Visit: QH0054940416

Vital Signs - Continued

Richmond Agitation Sedation Scale					
Intracranial Pressure					
ICP (mmHg)					

Temperature	11/29/22 10:16	11/29/22 10:30	11/29/22 10:45	11/29/22 11:00
Temperature (97.6 F-99.6 F)				95.6 F L
Temperature Source				Temporal Artery Scan
Heart Rate				
Pulse (60-100 beats/min)	64	62	63	63
Method				
Respirations				
Respiratory Rate (12-20 breaths/min)	18	19	17	19
Blood Pressure				
Blood Pressure (90/60-120/80 mmHg)	110/58 L	101/53 L	99/60	105/60
Mean (mmHg)	70	64	69	75
Location				
Source				
Oxygen				
Pulse Oximetry (92-100 %)	98	98	98	98
O2 Delivery				
Oxygen Flow Rate (L/min)				
FI02 (%)				
End-Tidal CO2 (mmHg)	28	28	30	27
Richmond Agitation Sedation Scale				
Richmond Agitation Sedation Scale				
Intracranial Pressure				
ICP (mmHg)				

Temperature	11/29/22 11:01	11/29/22 11:15	11/29/22 11:16	11/29/22 11:30
-------------	-------------------	-------------------	-------------------	-------------------

Lyons, Kathleen A

Facility: Queen of the Valley Hospital **Location:** Q 1 Intensive Care Unit
 61 F 07/13/1961 **Med Rec Num:** MR01483046

Room-Bed: QI007-A
Visit: QH0054940416

Vital Signs - Continued

Temperature (97.6 F-99.6 F)					
Temperature Source					
Heart Rate					
Pulse (60-100 beats/min)	63	64	66	64	
Method					
Respirations					
Respiratory Rate (12-20 breaths/min)	19	18	18	19	
Blood Pressure					
Blood Pressure (90/60-120/80 mmHg)	105/60	107/58 L	107/58 L	103/62	
Mean (mmHg)	69	74	69	75	
Location					
Source					
Oxygen					
Pulse Oximetry (92-100 %)	98	98	98	99	
O2 Delivery					
Oxygen Flow Rate (L/min)					
FI02 (%)					
End-Tidal CO2 (mmHg)	29	29	25	29	
Richmond Agitation Sedation Scale					
Richmond Agitation Sedation Scale					
Intracranial Pressure					
ICP (mmHg)					

Temperature	11/29/22 11:45	11/29/22 11:46	11/29/22 12:00	11/29/22 12:15
Temperature (97.6 F-99.6 F)			95.9 F L	
Temperature Source			Temporal Artery Scan	
Heart Rate				
Pulse (60-100 beats/min)	63	63	62	64
Method			Monitor	
Respirations				
Respiratory Rate (12-20 breaths/min)	17	18	17	16
Blood Pressure				
Blood Pressure (90/60-120/80 mmHg)	106/58 L	106/58 L	99/56 L	99/59 L

Lyons, Kathleen A

Facility: Queen of the Valley Hospital **Location:** Q 1 Intensive Care Unit
 61 F 07/13/1961 **Med Rec Num:** MR01483046

Room-Bed: QI007-A
Visit: QH0054940416

Vital Signs - Continued

Mean (mmHg)	74	68	70	72
Location			Left Arm	
Source			Automatic Cuff	
Oxygen				
Pulse Oximetry (92-100 %)	98	98	98	98
O2 Delivery			Mechanical Ventilation	
Oxygen Flow Rate (L/min)				
FIO2 (%)			35	
End-Tidal CO2 (mmHg)	30	30	30	30
Richmond Agitation Sedation Scale				
Richmond Agitation Sedation Scale				
Intracranial Pressure				
ICP (mmHg)				

Temperature	11/29/22 12:16	11/29/22 12:30	11/29/22 12:31	11/29/22 12:45
Temperature (97.6 F-99.6 F)				
Temperature Source				
Heart Rate				
Pulse (60-100 beats/min)	64	63	63	63
Method				
Respirations				
Respiratory Rate (12-20 breaths/min)	18	16	17	17
Blood Pressure				
Blood Pressure (90/60-120/80 mmHg)	99/59 L	97/56 L	97/56 L	103/65
Mean (mmHg)	67	69	64	77
Location				
Source				
Oxygen				
Pulse Oximetry (92-100 %)	98	98	98	98
O2 Delivery				
Oxygen Flow Rate (L/min)				
FIO2 (%)				
End-Tidal CO2 (mmHg)	27	30	29	30

Lyons, Kathleen A

Facility: Queen of the Valley Hospital **Location:** Q 1 Intensive Care Unit
 61 F 07/13/1961 **Med Rec Num:** MR01483046

Room-Bed: QI007-A
Visit: QH0054940416

Vital Signs - Continued

Richmond Agitation Sedation Scale					
Richmond Agitation Sedation Scale					
Intracranial Pressure					
ICP (mmHg)					

Temperature	11/29/22 12:46	11/29/22 13:00	11/29/22 13:01	11/29/22 13:15
Temperature (97.6 F-99.6 F)		96.1 F L		
Temperature Source		Temporal Artery Scan		
Heart Rate				
Pulse (60-100 beats/min)	67	74	74	62
Method				
Respirations				
Respiratory Rate (12-20 breaths/min)	15	18	17	18
Blood Pressure				
Blood Pressure (90/60-120/80 mmHg)	103/65	126/65 H	126/65 H	77/44 L
Mean (mmHg)	72	85	80	55
Location				
Source				
Oxygen				
Pulse Oximetry (92-100 %)	99	98	99	97
O2 Delivery				
Oxygen Flow Rate (L/min)				
FI02 (%)				
End-Tidal CO2 (mmHg)	30	33	31	30
Richmond Agitation Sedation Scale				
Richmond Agitation Sedation Scale				
Intracranial Pressure				
ICP (mmHg)				

Lyons, Kathleen A

Facility: Queen of the Valley Hospital **Location:** Q 1 Intensive Care Unit
 61 F 07/13/1961 **Med Rec Num:** MR01483046

Room-Bed: QI007-A
Visit: QH0054940416

Vital Signs - Continued

	11/29/22 13:17	11/29/22 13:30	11/29/22 13:31	11/29/22 13:45
Temperature				
Temperature (97.6 F-99.6 F)				
Temperature Source				
Heart Rate				
Pulse (60-100 beats/min)	62	63	67	69
Method				
Respirations				
Respiratory Rate (12-20 breaths/min)	16	16	16	16
Blood Pressure				
Blood Pressure (90/60-120/80 mmHg)	77/44 L	93/59 L	93/59 L	134/62 H
Mean (mmHg)	51	70	67	86
Location				
Source				
Oxygen				
Pulse Oximetry (92-100 %)	97	97	98	97
O2 Delivery				
Oxygen Flow Rate (L/min)				
FI02 (%)				
End-Tidal CO2 (mmHg)	30	30	29	32
Richmond Agitation Sedation Scale				
Richmond Agitation Sedation Scale				
Intracranial Pressure				
ICP (mmHg)				

	11/29/22 13:46	11/29/22 14:00	11/29/22 14:02	11/29/22 14:15
Temperature				
Temperature (97.6 F-99.6 F)				
Temperature Source				
Heart Rate				
Pulse (60-100 beats/min)	69	68	68	67
Method				

Lyons, Kathleen A

Facility: Queen of the Valley Hospital **Location:** Q 1 Intensive Care Unit
 61 F 07/13/1961 **Med Rec Num:** MR01483046

Room-Bed: QI007-A
Visit: QH0054940416

Vital Signs - Continued

Respirations				
Respiratory Rate (12-20 breaths/min)	16	17	16	16
Blood Pressure				
Blood Pressure (90/60-120/80 mmHg)	134/62 H	121/56 H	121/56 H	114/54 L
Mean (mmHg)	79	77	71	74
Location				
Source				
Oxygen				
Pulse Oximetry (92-100 %)	97	97	97	97
O2 Delivery				
Oxygen Flow Rate (L/min)				
FIO2 (%)				
End-Tidal CO2 (mmHg)	32	32	32	32
Richmond Agitation Sedation Scale				
Richmond Agitation Sedation Scale				
Intracranial Pressure				
ICP (mmHg)				

Temperature	11/29/22	11/29/22	11/29/22	11/29/22
Temperature (97.6 F-99.6 F)	14:16	14:30	14:31	14:45
Temperature Source				
Heart Rate				
Pulse (60-100 beats/min)	67	69	66	66
Method				
Respirations				
Respiratory Rate (12-20 breaths/min)	16	20	16	16
Blood Pressure				
Blood Pressure (90/60-120/80 mmHg)	114/54 L	96/53 L	96/53 L	102/52 L
Mean (mmHg)	67	67	62	68
Location				
Source				
Oxygen				
Pulse Oximetry (92-100 %)	97	97	97	97
O2 Delivery				

Lyons, Kathleen A

Facility: Queen of the Valley Hospital **Location:** Q 1 Intensive Care Unit
 61 F 07/13/1961 **Med Rec Num:** MR01483046

Room-Bed: QI007-A
Visit: QH0054940416

Vital Signs - Continued

Oxygen Flow Rate (L/min)					
FI02 (%)					
End-Tidal CO2 (mmHg)	33	27	33	33	
Richmond Agitation Sedation Scale					
Richmond Agitation Sedation Scale					
Intracranial Pressure					
ICP (mmHg)					

Temperature	11/29/22 14:46	11/29/22 15:00	11/29/22 15:01	11/29/22 15:15
Temperature (97.6 F-99.6 F)		96.0 F L		
Temperature Source		Temporal Artery Scan		
Heart Rate				
Pulse (60-100 beats/min)	67	67	68	68
Method				
Respirations				
Respiratory Rate (12-20 breaths/min)	16	16	16	16
Blood Pressure				
Blood Pressure (90/60-120/80 mmHg)	102/52 L	110/53 L	110/53 L	111/57 L
Mean (mmHg)	65	72	68	75
Location				
Source				
Oxygen				
Pulse Oximetry (92-100 %)	97	97	97	97
O2 Delivery				
Oxygen Flow Rate (L/min)				
FI02 (%)				
End-Tidal CO2 (mmHg)	33	33	33	34
Richmond Agitation Sedation Scale				
Richmond Agitation Sedation Scale				
Intracranial Pressure				
ICP (mmHg)				

Lyons, Kathleen A

Facility: Queen of the Valley Hospital **Location:** Q 1 Intensive Care Unit
 61 F 07/13/1961 **Med Rec Num:** MR01483046

Room-Bed: QI007-A
Visit: QH0054940416

Vital Signs - Continued

	11/29/22 15:16	11/29/22 15:30	11/29/22 15:31	11/29/22 15:45
Temperature				
Temperature (97.6 F-99.6 F)				
Temperature Source				
Heart Rate				
Pulse (60-100 beats/min)	69	68	68	69
Method				
Respirations				
Respiratory Rate (12-20 breaths/min)	17	16	17	17
Blood Pressure				
Blood Pressure (90/60-120/80 mmHg)	111/57 L	108/56 L	108/56 L	105/55 L
Mean (mmHg)	68	73	68	71
Location				
Source				
Oxygen				
Pulse Oximetry (92-100 %)	97	97	97	97
O2 Delivery				
Oxygen Flow Rate (L/min)				
FI02 (%)				
End-Tidal CO2 (mmHg)	33	34	33	32
Richmond Agitation Sedation Scale				
Richmond Agitation Sedation Scale				
Intracranial Pressure				
ICP (mmHg)				

Temperature	11/29/22 15:46	11/29/22 16:00	11/29/22 16:01	11/29/22 16:15
Temperature (97.6 F-99.6 F)		96.0 F L		
Temperature Source		Temporal Artery Scan		
Heart Rate				
Pulse (60-100 beats/min)	68	69	68	68

Lyons, Kathleen A

Facility: Queen of the Valley Hospital **Location:** Q 1 Intensive Care Unit
 61 F 07/13/1961 **Med Rec Num:** MR01483046

Room-Bed: QI007-A
Visit: QH0054940416

Vital Signs - Continued

Method	Monitor					
Respirations						
Respiratory Rate (12-20 breaths/min)		17	17	16	16	
Blood Pressure						
Blood Pressure (90/60-120/80 mmHg)		105/55 L	108/53 L	108/53 L	109/58 L	
Mean (mmHg)		66	71	65	75	
Location		Left Arm				
Source		Automatic Cuff				
Oxygen						
Pulse Oximetry (92-100 %)		97	97	97	97	
O2 Delivery			Mechanical Ventilation			
Oxygen Flow Rate (L/min)						
FI02 (%)			35			
End-Tidal CO2 (mmHg)		33	31	33	33	
Richmond Agitation Sedation Scale						
Richmond Agitation Sedation Scale						
Intracranial Pressure						
ICP (mmHg)						

	11/29/22 16:16	11/29/22 16:30	11/29/22 16:31	11/29/22 16:45
Temperature				
Temperature (97.6 F-99.6 F)				
Temperature Source				
Heart Rate				
Pulse (60-100 beats/min)	68	69	69	67
Method				
Respirations				
Respiratory Rate (12-20 breaths/min)	17	18	17	16
Blood Pressure				
Blood Pressure (90/60-120/80 mmHg)	109/58 L	104/51 L	104/51 L	105/51 L
Mean (mmHg)	69	68	62	69
Location				
Source				
Oxygen				

Lyons, Kathleen A
Facility: Queen of the Valley Hospital **Location:** Q 1 Intensive Care Unit
 61 F 07/13/1961 **Med Rec Num:** MR01483046

Room-Bed: QI007-A
Visit: QH0054940416

Vital Signs - Continued

Pulse Oximetry (92-100 %)	97	98	99	98
O2 Delivery				
Oxygen Flow Rate (L/min)				
FIO2 (%)				
End-Tidal CO2 (mmHg)	33	32	32	31
Richmond Agitation Sedation Scale				
Richmond Agitation Sedation Scale				
Intracranial Pressure				
ICP (mmHg)				

Temperature	11/29/22 16:46	11/29/22 17:00	11/29/22 17:02	11/29/22 17:15
Temperature (97.6 F-99.6 F)				
Temperature Source				
Heart Rate				
Pulse (60-100 beats/min)	68	77	72	74
Method				
Respirations				
Respiratory Rate (12-20 breaths/min)	16	16	18	15
Blood Pressure				
Blood Pressure (90/60-120/80 mmHg)	105/51 L	134/59 H	134/59 H	134/59 H
Mean (mmHg)	63	84	76	84
Location				
Source				
Oxygen				
Pulse Oximetry (92-100 %)	98	99	99	98
O2 Delivery				
Oxygen Flow Rate (L/min)				
FIO2 (%)				
End-Tidal CO2 (mmHg)	32	33	33	33
Richmond Agitation Sedation Scale				
Richmond Agitation Sedation Scale				
Intracranial Pressure				
ICP (mmHg)				

Lyons, Kathleen A

Facility: Queen of the Valley Hospital **Location:** Q 1 Intensive Care Unit
 61 F 07/13/1961 **Med Rec Num:** MR01483046

Room-Bed: QI007-A
Visit: QH0054940416

Vital Signs - Continued

	11/29/22 17:17	11/29/22 17:30	11/29/22 17:31	11/29/22 17:45
Temperature				
Temperature (97.6 F-99.6 F)				
Temperature Source				
Heart Rate				
Pulse (60-100 beats/min)	71	70	70	69
Method				
Respirations				
Respiratory Rate (12-20 breaths/min)	20	16	14	16
Blood Pressure				
Blood Pressure (90/60-120/80 mmHg)	111/51 L	100/49 L	100/49 L	101/43 L
Mean (mmHg)	66	66	61	62
Location				
Source				
Oxygen				
Pulse Oximetry (92-100 %)	98	98	98	97
O2 Delivery				
Oxygen Flow Rate (L/min)				
FI02 (%)				
End-Tidal CO2 (mmHg)	33	33	33	33
Richmond Agitation Sedation Scale				
Richmond Agitation Sedation Scale				
Intracranial Pressure				
ICP (mmHg)				

Temperature	11/29/22 17:46	11/29/22 18:00	11/29/22 18:02	11/29/22 18:15
Temperature (97.6 F-99.6 F)		97.2 F L		
Temperature Source		Temporal Artery Scan		
Heart Rate				
Pulse (60-100 beats/min)	69	76	76	70

Lyons, Kathleen A

Facility: Queen of the Valley Hospital **Location:** Q 1 Intensive Care Unit
 61 F 07/13/1961 **Med Rec Num:** MR01483046

Room-Bed: QI007-A
Visit: QH0054940416

Vital Signs - Continued

Method					
Respirations					
Respiratory Rate (12-20 breaths/min)	16	18	18	18	
Blood Pressure					
Blood Pressure (90/60-120/80 mmHg)	101/43 L	130/54 H	130/54 H	103/42 L	
Mean (mmHg)	55	79	71	62	
Location					
Source					
Oxygen					
Pulse Oximetry (92-100 %)	97	97	97	97	
O2 Delivery					
Oxygen Flow Rate (L/min)					
FI02 (%)					
End-Tidal CO2 (mmHg)	33	33	33	35	
Richmond Agitation Sedation Scale					
Richmond Agitation Sedation Scale					
Intracranial Pressure					
ICP (mmHg)					

	11/29/22 18:17	11/29/22 18:30	11/29/22 18:32	11/29/22 18:47
Temperature				
Temperature (97.6 F-99.6 F)				
Temperature Source				
Heart Rate				
Pulse (60-100 beats/min)	69	75	74	72
Method				
Respirations				
Respiratory Rate (12-20 breaths/min)	16	17	17	16
Blood Pressure				
Blood Pressure (90/60-120/80 mmHg)	103/42 L	127/52 H	127/52 H	102/42 L
Mean (mmHg)	53	77	68	56
Location				
Source				
Oxygen				
Pulse Oximetry (92-100 %)	97	98	98	98

Lyons, Kathleen A

Facility: Queen of the Valley Hospital
 61 F 07/13/1961

Location: Q 1 Intensive Care Unit
Med Rec Num: MR01483046

Room-Bed: QI007-A
Visit: QH0054940416

Vital Signs - Continued

O2 Delivery				
Oxygen Flow Rate (L/min)				
FI02 (%)				
End-Tidal CO2 (mmHg)	33	35	35	34
Richmond Agitation Sedation Scale				
Richmond Agitation Sedation Scale				
Intracranial Pressure				
ICP (mmHg)				

Temperature	11/29/22 19:00	11/29/22 19:16	11/29/22 19:32	11/29/22 19:46
Temperature (97.6 F-99.6 F)				
Temperature Source				
Heart Rate	70	75	68	70
Pulse (60-100 beats/min)				
Method				
Respirations				
Respiratory Rate (12-20 breaths/min)	16	16	17	17
Blood Pressure				
Blood Pressure (90/60-120/80 mmHg)	109/48 L	118/55 L	99/44 L	105/52 L
Mean (mmHg)	68	69	56	64
Location				
Source				
Oxygen				
Pulse Oximetry (92-100 %)	98	98	98	98
O2 Delivery				
	Mechanical			
	Ventilation			
Oxygen Flow Rate (L/min)				
FI02 (%)	35			
End-Tidal CO2 (mmHg)	34	34	33	33
Richmond Agitation Sedation Scale				
Richmond Agitation Sedation Scale				
Intracranial Pressure				
ICP (mmHg)				

Lyons, Kathleen A

Facility: Queen of the Valley Hospital **Location:** Q 1 Intensive Care Unit
 61 F 07/13/1961 **Med Rec Num:** MR01483046

Room-Bed: QI007-A
Visit: QH0054940416

Vital Signs - Continued

	11/29/22 20:00	11/29/22 20:15	11/29/22 20:30	11/29/22 20:45
Temperature	97 F L			
Temperature (97.6 F-99.6 F)				
Temperature Source	Axillary			
Heart Rate				
Pulse (60-100 beats/min)	70	67	69	70
Method				
Respirations				
Respiratory Rate (12-20 breaths/min)	16	16	15	17
Blood Pressure				
Blood Pressure (90/60-120/80 mmHg)	109/51 L	105/47 L	117/56 L	117/55 L
Mean (mmHg)	70	59	71	68
Location				
Oxygen				
Pulse Oximetry (92-100 %)	98	98	98	98
O2 Delivery	Mechanical Ventilation			
Oxygen Flow Rate (L/min)				
FI02 (%)	35			
End-Tidal CO2 (mmHg)	33	33	33	33
Richmond Agitation Sedation Scale				
Richmond Agitation Sedation Scale				
Intracranial Pressure				
ICP (mmHg)				

	11/29/22 21:00	11/29/22 21:15	11/29/22 21:30	11/29/22 21:46
Temperature				
Temperature (97.6 F-99.6 F)				
Temperature Source				
Heart Rate				
Pulse (60-100 beats/min)	69	70	72	66

Lyons, Kathleen A

Facility: Queen of the Valley Hospital **Location:** Q 1 Intensive Care Unit
 61 F 07/13/1961 **Med Rec Num:** MR01483046

Room-Bed: QI007-A
Visit: QH0054940416

Vital Signs - Continued

Method					
Respirations					
Respiratory Rate (12-20 breaths/min)	18	17	18	17	
Blood Pressure					
Blood Pressure (90/60-120/80 mmHg)	115/56 L	111/55 L	121/55 H	114/51 L	
Mean (mmHg)	68	67	67	64	
Location					
Source					
Oxygen					
Pulse Oximetry (92-100 %)	98	98	98	98	
O2 Delivery					
	Mechanical Ventilation				
Oxygen Flow Rate (L/min)					
FI02 (%)	35				
End-Tidal CO2 (mmHg)	31	32	31	32	
Richmond Agitation Sedation Scale					
Richmond Agitation Sedation Scale					
Intracranial Pressure					
ICP (mmHg)					

Temperature					
Temperature (97.6 F-99.6 F)	11/29/22 22:00	11/29/22 22:15	11/29/22 22:30	11/29/22 22:45	
Temperature Source					
Heart Rate					
Pulse (60-100 beats/min)	67	69	68	68	
Method					
Respirations					
Respiratory Rate (12-20 breaths/min)	18	17	17	17	
Blood Pressure					
Blood Pressure (90/60-120/80 mmHg)	113/62	114/55 L	118/55 L	115/55 L	
Mean (mmHg)	73	68	69	69	
Location					
Source					
Oxygen					

Lyons, Kathleen A

Facility: Queen of the Valley Hospital **Location:** Q 1 Intensive Care Unit
 61 F 07/13/1961 **Med Rec Num:** MR01483046

Room-Bed: QI007-A
Visit: QH0054940416

Vital Signs - Continued

Pulse Oximetry (92-100 %)	98	98	99	98
O2 Delivery	Mechanical Ventilation			
Oxygen Flow Rate (L/min)				
FI02 (%)	35			
End-Tidal CO2 (mmHg)	31	33	31	33
Richmond Agitation Sedation Scale				
Richmond Agitation Sedation Scale				
Intracranial Pressure				
ICP (mmHg)				

Temperature	11/29/22 23:00	11/29/22 23:15	11/29/22 23:30	11/29/22 23:45
Temperature (97.6 F-99.6 F)				
Temperature Source				
Heart Rate				
Pulse (60-100 beats/min)	69	67	67	68
Method				
Respirations				
Respiratory Rate (12-20 breaths/min)	17	18	17	17
Blood Pressure				
Blood Pressure (90/60-120/80 mmHg)	122/60 H	117/53 L	117/57 L	115/58 L
Mean (mmHg)	74	69	72	72
Location				
Source				
Oxygen				
Pulse Oximetry (92-100 %)	98	98	98	98
O2 Delivery	Mechanical Ventilation			
Oxygen Flow Rate (L/min)				
FI02 (%)	35			
End-Tidal CO2 (mmHg)	33	31	31	30
Richmond Agitation Sedation Scale				
Richmond Agitation Sedation Scale				
Intracranial Pressure				

Lyons, Kathleen A

Facility: Queen of the Valley Hospital **Location:** Q 1 Intensive Care Unit
 61 F 07/13/1961 **Med Rec Num:** MR01483046

Room-Bed: QI007-A
Visit: QH0054940416

Vital Signs - Continued

ICP (mmHg)

Temperature	11/30/22 00:00	11/30/22 00:15	11/30/22 00:30	11/30/22 00:45
Temperature (97.6 F-99.6 F)				
Temperature Source				
Heart Rate				
Pulse (60-100 beats/min)	67	65	68	65
Method				
Respirations				
Respiratory Rate (12-20 breaths/min)	17	16	18	17
Blood Pressure				
Blood Pressure (90/60-120/80 mmHg)	116/57 L	117/56 L	120/62	116/59 L
Mean (mmHg)	71	69	76	72
Location				
Source				
Oxygen				
Pulse Oximetry (92-100 %)	98	98	98	98
O2 Delivery				
	Mechanical Ventilation			
Oxygen Flow Rate (L/min)				
FI02 (%)	35			
End-Tidal CO2 (mmHg)	29	30	30	30
Richmond Agitation Sedation Scale				
Richmond Agitation Sedation Scale				
Intracranial Pressure				
ICP (mmHg)				

Temperature	11/30/22 01:00	11/30/22 01:15	11/30/22 01:30	11/30/22 01:45
Temperature (97.6 F-99.6 F)				
Temperature Source				

Lyons, Kathleen A

Facility: Queen of the Valley Hospital **Location:** Q 1 Intensive Care Unit
 61 F 07/13/1961 **Med Rec Num:** MR01483046

Room-Bed: QI007-A
Visit: QH0054940416

Vital Signs - Continued

Heart Rate				
Pulse (60-100 beats/min)	67	67	66	63
Method				
Respirations				
Respiratory Rate (12-20 breaths/min)	19	18	16	17
Blood Pressure				
Blood Pressure (90/60-120/80 mmHg)	122/65 H	124/64 H	108/51 L	112/56 L
Mean (mmHg)	77	78	65	70
Location				
Source				
Oxygen				
Pulse Oximetry (92-100 %)	98	98	98	98
O2 Delivery				
	Mechanical			
	Ventilation			
Oxygen Flow Rate (L/min)				
FI02 (%)	35			
End-Tidal CO2 (mmHg)	29	30	30	28
Richmond Agitation Sedation Scale				
Richmond Agitation Sedation Scale				
Intracranial Pressure				
ICP (mmHg)				

Temperature				
Temperature (97.6 F-99.6 F)	11/30/22 02:00	11/30/22 02:15	11/30/22 02:31	11/30/22 02:45
Temperature Source				
Heart Rate				
Pulse (60-100 beats/min)	66	66	61	61
Method				
Respirations				
Respiratory Rate (12-20 breaths/min)	16	18	18	15
Blood Pressure				
Blood Pressure (90/60-120/80 mmHg)	111/57 L	117/61	94/55 L	105/55 L
Mean (mmHg)	69	75	64	66
Location				

Lyons, Kathleen A

Facility: Queen of the Valley Hospital **Location:** Q 1 Intensive Care Unit
 61 F 07/13/1961 **Med Rec Num:** MR01483046

Room-Bed: QI007-A
Visit: QH0054940416

Vital Signs - Continued

Source				
Oxygen				
Pulse Oximetry (92-100 %)	98	98	98	98
O2 Delivery	Mechanical Ventilation			
Oxygen Flow Rate (L/min)				
FI02 (%)	35			
End-Tidal CO2 (mmHg)	30	30	28	28
Richmond Agitation Sedation Scale				
Richmond Agitation Sedation Scale				
Intracranial Pressure				
ICP (mmHg)				

Temperature		11/30/22 03:00	11/30/22 03:15	11/30/22 03:30	11/30/22 03:45
Temperature (97.6 F-99.6 F)					
Temperature Source					
Heart Rate					
Pulse (60-100 beats/min)	61	62	62	64	
Method					
Respirations					
Respiratory Rate (12-20 breaths/min)	16	17	16	15	
Blood Pressure					
Blood Pressure (90/60-120/80 mmHg)	106/57 L	109/55 L	114/56 L	113/75	
Mean (mmHg)	69	68	70	84	
Location					
Source					
Oxygen					
Pulse Oximetry (92-100 %)	98	98	98	99	
O2 Delivery	Mechanical Ventilation				
Oxygen Flow Rate (L/min)					
FI02 (%)	35				
End-Tidal CO2 (mmHg)	29	30	30	31	
Richmond Agitation Sedation Scale					

Lyons, Kathleen A

Facility: Queen of the Valley Hospital **Location:** Q 1 Intensive Care Unit
 61 F 07/13/1961 **Med Rec Num:** MR01483046

Room-Bed: QI007-A
Visit: QH0054940416

Vital Signs - Continued

Richmond Agitation Sedation Scale				
Intracranial Pressure				
ICP (mmHg)				

Temperature	11/30/22 04:00	11/30/22 04:04	11/30/22 04:11	11/30/22 04:15
Temperature (97.6 F-99.6 F)	97.2 F L			
Temperature Source	Tympanic			
Heart Rate				
Pulse (60-100 beats/min)	58 L	58 L	59 L	59 L
Method				
Respirations				
Respiratory Rate (12-20 breaths/min)	15	17	16	17
Blood Pressure				
Blood Pressure (90/60-120/80 mmHg)	84/63 L	86/56 L	102/59 L	108/64
Mean (mmHg)	70	62	69	73
Location				
Source				
Oxygen				
Pulse Oximetry (92-100 %)	98	98	98	99
O2 Delivery				
	Mechanical Ventilation			
Oxygen Flow Rate (L/min)				
FI02 (%)	35			
End-Tidal CO2 (mmHg)	33	28	27	28
Richmond Agitation Sedation Scale				
Richmond Agitation Sedation Scale				
Intracranial Pressure				
ICP (mmHg)				

Temperature	11/30/22 04:30	11/30/22 04:46	11/30/22 05:00	11/30/22 05:17
-------------	-------------------	-------------------	-------------------	-------------------

Lyons, Kathleen A

Facility: Queen of the Valley Hospital **Location:** Q 1 Intensive Care Unit
 61 F 07/13/1961 **Med Rec Num:** MR01483046

Room-Bed: QI007-A
Visit: QH0054940416

Vital Signs - Continued

Temperature (97.6 F-99.6 F)				
Temperature Source				
Heart Rate				
Pulse (60-100 beats/min)	61	59 L	59 L	56 L
Method				
Respirations				
Respiratory Rate (12-20 breaths/min)	19	16	17	16
Blood Pressure				
Blood Pressure (90/60-120/80 mmHg)	123/74 H	120/69	128/64 H	102/55 L
Mean (mmHg)	84	80	80	65
Location				
Source				
Oxygen				
Pulse Oximetry (92-100 %)	99	99	99	98
O2 Delivery			Mechanical Ventilation	
Oxygen Flow Rate (L/min)				
FI02 (%)			30	
End-Tidal CO2 (mmHg)	27	28	27	27
Richmond Agitation Sedation Scale				
Richmond Agitation Sedation Scale				
Intracranial Pressure				
ICP (mmHg)				
Temperature	11/30/22 05:31	11/30/22 05:46	11/30/22 06:00	11/30/22 06:15
Temperature (97.6 F-99.6 F)				
Temperature Source				
Heart Rate				
Pulse (60-100 beats/min)	56 L	57 L	57 L	55 L
Method				
Respirations				
Respiratory Rate (12-20 breaths/min)	15	16	16	15
Blood Pressure				
Blood Pressure (90/60-120/80 mmHg)	101/57 L	111/65	110/63	94/48 L

Lyons, Kathleen A

Facility: Queen of the Valley Hospital **Location:** Q 1 Intensive Care Unit
 61 F 07/13/1961 **Med Rec Num:** MR01483046

Room-Bed: QI007-A
Visit: QH0054940416

Vital Signs - Continued

Mean (mmHg)	66	76	78	63
Location				
Source				
Oxygen				
Pulse Oximetry (92-100 %)	99	98	98	98
O2 Delivery			Mechanical Ventilation	
Oxygen Flow Rate (L/min)				
FI02 (%)			35	
End-Tidal CO2 (mmHg)	27	27	27	29
Richmond Agitation Sedation Scale				
Richmond Agitation Sedation Scale				
Intracranial Pressure				
ICP (mmHg)				

Temperature	11/30/22 06:30	11/30/22 06:45	11/30/22 07:00	11/30/22 07:15
Temperature (97.6 F-99.6 F)				
Temperature Source				
Heart Rate				
Pulse (60-100 beats/min)	54 L	58 L	57 L	58 L
Method				
Respirations				
Respiratory Rate (12-20 breaths/min)	16	17	17	17
Blood Pressure				
Blood Pressure (90/60-120/80 mmHg)	86/52 L	138/72 H	135/67 H	135/73 H
Mean (mmHg)	63	94	89	93
Location				
Source				
Oxygen				
Pulse Oximetry (92-100 %)	98	99	98	98
O2 Delivery				
Oxygen Flow Rate (L/min)				
FI02 (%)				
End-Tidal CO2 (mmHg)	27	27	27	27

Lyons, Kathleen A

Facility: Queen of the Valley Hospital **Location:** Q 1 Intensive Care Unit
 61 F 07/13/1961 **Med Rec Num:** MR01483046

Room-Bed: QI007-A
Visit: QH0054940416

Vital Signs - Continued

Richmond Agitation Sedation Scale					
Richmond Agitation Sedation Scale					
Intracranial Pressure					
ICP (mmHg)					

Temperature	11/30/22 07:30	11/30/22 07:45	11/30/22 08:00	11/30/22 08:15
Temperature (97.6 F-99.6 F)			95.3 F L	
Temperature Source			Temporal Artery Scan	
Heart Rate				
Pulse (60-100 beats/min)	57 L	58 L	57 L	57 L
Method				
Respirations				
Respiratory Rate (12-20 breaths/min)	17	17	17	19
Blood Pressure				
Blood Pressure (90/60-120/80 mmHg)	124/61 H	123/67 H	118/62	103/56 L
Mean (mmHg)	82	85	80	71
Location				
Source				
Oxygen				
Pulse Oximetry (92-100 %)	98	98	98	99
O2 Delivery				
Oxygen Flow Rate (L/min)				
FI02 (%)				
End-Tidal CO2 (mmHg)	27	28	28	28
Richmond Agitation Sedation Scale				
Richmond Agitation Sedation Scale				
Intracranial Pressure				
ICP (mmHg)				

Lyons, Kathleen A

Facility: Queen of the Valley Hospital **Location:** Q 1 Intensive Care Unit
 61 F 07/13/1961 **Med Rec Num:** MR01483046

Room-Bed: QI007-A
Visit: QH0054940416

Vital Signs - Continued

Temperature	11/30/22 08:30	11/30/22 08:45	11/30/22 09:00	11/30/22 09:15
Temperature (97.6 F-99.6 F)				
Temperature Source				
Heart Rate				
Pulse (60-100 beats/min)	57 L	57 L	57 L	57 L
Method				
Respirations				
Respiratory Rate (12-20 breaths/min)	16	16	16	16
Blood Pressure				
Blood Pressure (90/60-120/80 mmHg)	98/58 L	102/64	101/53 L	99/54 L
Mean (mmHg)	71	76	69	69
Location				
Source				
Oxygen				
Pulse Oximetry (92-100 %)	98	98	97	97
O2 Delivery				
Oxygen Flow Rate (L/min)				
FI02 (%)				
End-Tidal CO2 (mmHg)	27	27	27	27
Richmond Agitation Sedation Scale				
Richmond Agitation Sedation Scale				
Intracranial Pressure				
ICP (mmHg)				

Temperature	11/30/22 09:30	11/30/22 09:45	11/30/22 10:00	11/30/22 10:15
Temperature (97.6 F-99.6 F)				
Temperature Source				
Heart Rate				
Pulse (60-100 beats/min)	58 L	58 L	60	57 L
Method				

Lyons, Kathleen A

Facility: Queen of the Valley Hospital **Location:** Q 1 Intensive Care Unit
 61 F 07/13/1961 **Med Rec Num:** MR01483046

Room-Bed: QI007-A
Visit: QH0054940416

Vital Signs - Continued

Respirations				
Respiratory Rate (12-20 breaths/min)	17	16	17	16
Blood Pressure				
Blood Pressure (90/60-120/80 mmHg)	96/52 L	99/54 L	127/62 H	106/60
Mean (mmHg)	66	69	83	75
Location				
Source				
Oxygen				
Pulse Oximetry (92-100 %)	98	98	98	97
O2 Delivery				
Oxygen Flow Rate (L/min)				
FIO2 (%)				
End-Tidal CO2 (mmHg)	27	20	28	28
Richmond Agitation Sedation Scale				
Richmond Agitation Sedation Scale				
Intracranial Pressure				
ICP (mmHg)				

Temperature				
Temperature (97.6 F-99.6 F)	11/30/22 10:30	11/30/22 10:45	11/30/22 11:00	11/30/22 11:15
Temperature Source				
Heart Rate				
Pulse (60-100 beats/min)	57 L	61	57 L	58 L
Method				
Respirations				
Respiratory Rate (12-20 breaths/min)	16	17	16	16
Blood Pressure				
Blood Pressure (90/60-120/80 mmHg)	95/53 L	122/63 H	93/52 L	105/57 L
Mean (mmHg)	67	82	65	73
Location				
Source				
Oxygen				
Pulse Oximetry (92-100 %)	98	98	98	98
O2 Delivery				

Lyons, Kathleen A

Facility: Queen of the Valley Hospital **Location:** Q 1 Intensive Care Unit
 61 F 07/13/1961 **Med Rec Num:** MR01483046

Room-Bed: QI007-A
Visit: QH0054940416

Vital Signs - Continued

Oxygen Flow Rate (L/min)				
FI02 (%)				
End-Tidal CO2 (mmHg)	28	18	29	28
Richmond Agitation Sedation Scale				
Richmond Agitation Sedation Scale				
Intracranial Pressure				
ICP (mmHg)				

	11/30/22 11:30	11/30/22 11:45	11/30/22 12:00	11/30/22 12:15
Temperature				
Temperature (97.6 F-99.6 F)			96.0 F L	
Temperature Source				
Heart Rate				
Pulse (60-100 beats/min)	58 L	59 L	58 L	59 L
Method				
Respirations				
Respiratory Rate (12-20 breaths/min)	16	17	17	19
Blood Pressure				
Blood Pressure (90/60-120/80 mmHg)	98/54 L	103/52 L	98/53 L	100/52 L
Mean (mmHg)	68	69	68	68
Location				
Source				
Oxygen				
Pulse Oximetry (92-100 %)	98	98	99	98
O2 Delivery				
Oxygen Flow Rate (L/min)				
FI02 (%)				
End-Tidal CO2 (mmHg)	28	27	30	27
Richmond Agitation Sedation Scale				
Richmond Agitation Sedation Scale				
Intracranial Pressure				
ICP (mmHg)				

Lyons, Kathleen A

Facility: Queen of the Valley Hospital **Location:** Q 1 Intensive Care Unit
 61 F 07/13/1961 **Med Rec Num:** MR01483046

Room-Bed: QI007-A
Visit: QH0054940416

Vital Signs - Continued

	11/30/22 12:30	11/30/22 12:45	11/30/22 13:00	11/30/22 13:15
Temperature				
Temperature (97.6 F-99.6 F)				
Temperature Source				
Heart Rate				
Pulse (60-100 beats/min)	61	60	60	60
Method				
Respirations				
Respiratory Rate (12-20 breaths/min)	16	16	16	17
Blood Pressure				
Blood Pressure (90/60-120/80 mmHg)	94/53 L	97/51 L	99/52 L	99/52 L
Mean (mmHg)	66	66	67	67
Location				
Source				
Oxygen				
Pulse Oximetry (92-100 %)	98	99	98	98
O2 Delivery				
Oxygen Flow Rate (L/min)				
FI02 (%)				
End-Tidal CO2 (mmHg)	28	27	29	27
Richmond Agitation Sedation Scale				
Richmond Agitation Sedation Scale				
Intracranial Pressure				
ICP (mmHg)				

	11/30/22 13:30	11/30/22 13:45	11/30/22 14:00	11/30/22 14:15
Temperature				
Temperature (97.6 F-99.6 F)				
Temperature Source				
Heart Rate				
Pulse (60-100 beats/min)	60	60	60	63
Method				

Lyons, Kathleen A

Facility: Queen of the Valley Hospital **Location:** Q 1 Intensive Care Unit
 61 F 07/13/1961 **Med Rec Num:** MR01483046

Room-Bed: QI007-A
Visit: QH0054940416

Vital Signs - Continued

Respirations				
Respiratory Rate (12-20 breaths/min)	16	16	16	16
Blood Pressure				
Blood Pressure (90/60-120/80 mmHg)	91/51 L	96/52 L	97/54 L	103/57 L
Mean (mmHg)	64	66	68	72
Location				
Source				
Oxygen				
Pulse Oximetry (92-100 %)	98	98	98	98
O2 Delivery				
Oxygen Flow Rate (L/min)				
FIO2 (%)				
End-Tidal CO2 (mmHg)	29	29	27	29
Richmond Agitation Sedation Scale				
Richmond Agitation Sedation Scale				
Intracranial Pressure				
ICP (mmHg)				

Temperature				
Temperature (97.6 F-99.6 F)	11/30/22 14:30	11/30/22 14:45	11/30/22 15:00	11/30/22 15:15
Temperature Source				
Heart Rate				
Pulse (60-100 beats/min)	61	62	62	62
Method				
Respirations				
Respiratory Rate (12-20 breaths/min)	16	16	17	16
Blood Pressure				
Blood Pressure (90/60-120/80 mmHg)	97/51 L	97/50 L	98/52 L	94/51 L
Mean (mmHg)	63	60	62	61
Location				
Source				
Oxygen				
Pulse Oximetry (92-100 %)	98	98	99	99
O2 Delivery				

Lyons, Kathleen A

Facility: Queen of the Valley Hospital **Location:** Q 1 Intensive Care Unit
 61 F 07/13/1961 **Med Rec Num:** MR01483046

Room-Bed: QI007-A
Visit: QH0054940416

Vital Signs - Continued

Oxygen Flow Rate (L/min)					
FI02 (%)					
End-Tidal CO2 (mmHg)	29		30	30	30
Richmond Agitation Sedation Scale					
Richmond Agitation Sedation Scale					
Intracranial Pressure					
ICP (mmHg)					

Temperature	11/30/22 15:30	11/30/22 15:45	11/30/22 16:00	11/30/22 16:15
Temperature (97.6 F-99.6 F)			96.5 F L	
Temperature Source			Temporal Artery Scan	
Heart Rate				
Pulse (60-100 beats/min)	63	61	61	63
Method				
Respirations				
Respiratory Rate (12-20 breaths/min)	18	17	17	16
Blood Pressure				
Blood Pressure (90/60-120/80 mmHg)	95/54 L	92/52 L	84/49 L	91/48 L
Mean (mmHg)	63	61	57	58
Location				
Source				
Oxygen				
Pulse Oximetry (92-100 %)	99	98	98	98
O2 Delivery				
Oxygen Flow Rate (L/min)				
FI02 (%)				
End-Tidal CO2 (mmHg)	29	27	30	28
Richmond Agitation Sedation Scale				
Richmond Agitation Sedation Scale				
Intracranial Pressure				
ICP (mmHg)				

Lyons, Kathleen A

Facility: Queen of the Valley Hospital **Location:** Q 1 Intensive Care Unit
 61 F 07/13/1961 **Med Rec Num:** MR01483046

Room-Bed: QI007-A
Visit: QH0054940416

Vital Signs - Continued

	11/30/22 16:30	11/30/22 16:45	11/30/22 17:00	11/30/22 17:15
Temperature				
Temperature (97.6 F-99.6 F)				
Temperature Source				
Heart Rate				
Pulse (60-100 beats/min)	63	63	64	65
Method				
Respirations				
Respiratory Rate (12-20 breaths/min)	16	16	16	16
Blood Pressure				
Blood Pressure (90/60-120/80 mmHg)	69/45 L	82/49 L	72/47 L	85/54 L
Mean (mmHg)	50	56	51	60
Location				
Source				
Oxygen				
Pulse Oximetry (92-100 %)	98	98	96	97
O2 Delivery				
Oxygen Flow Rate (L/min)				
FI02 (%)				
End-Tidal CO2 (mmHg)	31	30	31	31
Richmond Agitation Sedation Scale				
Richmond Agitation Sedation Scale				
Intracranial Pressure				
ICP (mmHg)				

	11/30/22 17:30	11/30/22 17:45	11/30/22 18:00	11/30/22 18:15
Temperature				
Temperature (97.6 F-99.6 F)				
Temperature Source				
Heart Rate				
Pulse (60-100 beats/min)	64	64	63	63
Method				

Lyons, Kathleen A

Facility: Queen of the Valley Hospital **Location:** Q 1 Intensive Care Unit
 61 F 07/13/1961 **Med Rec Num:** MR01483046

Room-Bed: QI007-A
Visit: QH0054940416

Vital Signs - Continued

Respirations				
Respiratory Rate (12-20 breaths/min)	16	17	16	16
Blood Pressure				
Blood Pressure (90/60-120/80 mmHg)	82/46 L	87/53 L	77/41 L	78/45 L
Mean (mmHg)	53	61	50	52
Location				
Source				
Oxygen				
Pulse Oximetry (92-100 %)	97	98	98	98
O2 Delivery				
Oxygen Flow Rate (L/min)				
FIO2 (%)				
End-Tidal CO2 (mmHg)	31	30	30	31
Richmond Agitation Sedation Scale				
Richmond Agitation Sedation Scale				
Intracranial Pressure				
ICP (mmHg)				

Temperature				
Temperature (97.6 F-99.6 F)	11/30/22 18:30	11/30/22 18:45	11/30/22 19:00	11/30/22 19:01
Temperature Source				
Heart Rate				
Pulse (60-100 beats/min)	62	63	64	64
Method				
Respirations				
Respiratory Rate (12-20 breaths/min)	16	17	17	16
Blood Pressure				
Blood Pressure (90/60-120/80 mmHg)	81/46 L	82/45 L	85/50 L	79/46 L
Mean (mmHg)	53	54	59	57
Location				
Source				
Oxygen				
Pulse Oximetry (92-100 %)	98	98	98	98
O2 Delivery				

Lyons, Kathleen A

Facility: Queen of the Valley Hospital **Location:** Q 1 Intensive Care Unit
 61 F 07/13/1961 **Med Rec Num:** MR01483046

Room-Bed: QI007-A
Visit: QH0054940416

Vital Signs - Continued

Oxygen Flow Rate (L/min)					
FIO2 (%)					
End-Tidal CO2 (mmHg)		29	26	24	30
Richmond Agitation Sedation Scale					
Richmond Agitation Sedation Scale					
Intracranial Pressure					
ICP (mmHg)					

Temperature		11/30/22 19:15	11/30/22 19:30	11/30/22 19:45	11/30/22 20:00
Temperature (97.6 F-99.6 F)					96.6 F L
Temperature Source					Temporal Artery Scan
Heart Rate					
Pulse (60-100 beats/min)		63	65	64	65
Method					Monitor
Respirations					
Respiratory Rate (12-20 breaths/min)		14	18	17	17
Blood Pressure					
Blood Pressure (90/60-120/80 mmHg)		81/46 L	86/49 L	82/41 L	78/46 L
Mean (mmHg)		54	56	50	54
Location					Left Arm
Source					Automatic Cuff
Oxygen					
Pulse Oximetry (92-100 %)		98	98	98	98
O2 Delivery					Mechanical Ventilation
Oxygen Flow Rate (L/min)					16
FIO2 (%)					35
End-Tidal CO2 (mmHg)		21	29	29	29
Richmond Agitation Sedation Scale					
Richmond Agitation Sedation Scale					
Intracranial Pressure					
ICP (mmHg)					